
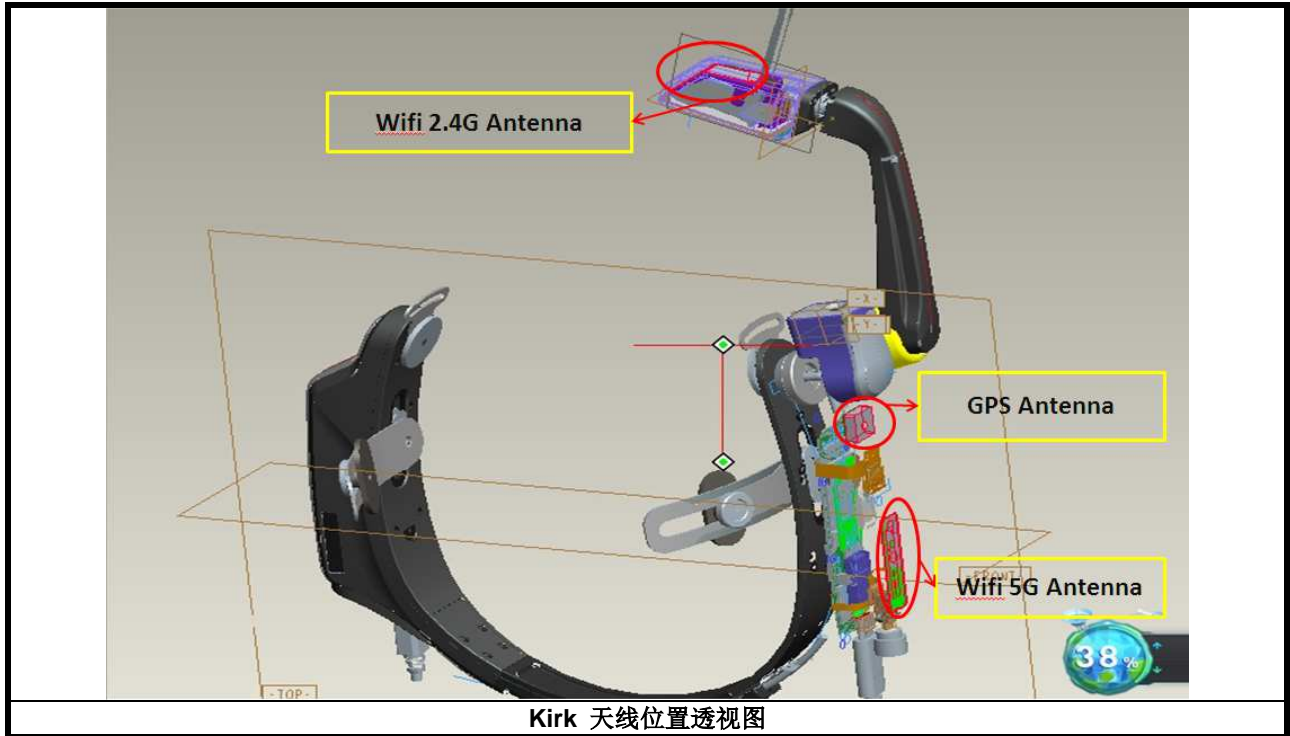


<Photographs of EUT>



<Antenna Location>




< Photographs of SAR Setup >



Test Position 1: Front Face of display with 0cm Gap (2.4G WLAN)



Test Position 2: Rear Face of display with 0cm Gap (2.4G WLAN)



Test Position 3: Left Side of display with 0cm Gap (2.4G WLAN)



Test Position 4: Right Side of display with 0cm Gap (2.4G WLAN)



Test Position 5: Top Side of display with 0cm Gap (2.4G WLAN)



Test Position 6: Bottom Side of display with 0cm Gap (2.4G WLAN)



Test Position 7: Right Head (5G WLAN)



Test Position 8: Left Head (5G WLAN)



Test Position 9: Front Face with 0cm Gap (5G WLAN)



Test Position 10: Rear Face with 0cm Gap (5G WLAN)



Test Position 11: Right Side (5G WLAN)



Test Position 12: Top Side (5G WLAN)



Test Position 13: Bottom Side (5G WLAN)