



## 5. Calibration of Test Equipment

Equipment	Manufacturer	Model	SN	Cal. Date	Cal. Interval
System Validation Dipole	SPEAG	D750V3	1067	Sep. 16, 2021	3 Years
System Validation Dipole	SPEAG	D835V2	4d139	Sep. 17, 2021	3 Years
System Validation Dipole	SPEAG	D1750V2	1071	Sep. 18, 2021	3 Years
System Validation Dipole	SPEAG	D1900V2	5d159	Sep. 16, 2021	3 Years
System Validation Dipole	SPEAG	D2300V2	1053	Sep. 22, 2021	3 Years
System Validation Dipole	SPEAG	D2450V2	893	Sep. 18, 2021	3 Years
System Validation Dipole	SPEAG	D2600V2	1110	Sep. 16, 2021	3 Years
System Validation Dipole	SPEAG	D3500V2	1111	Oct. 21, 2021	3 Years
System Validation Dipole	SPEAG	D3700V2	1082	Oct. 20, 2021	3 Years
System Validation Dipole	SPEAG	D3900V2	1055	Oct. 25, 2021	3 Years
System Validation Dipole	SPEAG	D5GHzV2	1133	Sep. 14, 2021	3 Years
Data Acquisition Electronics	SPEAG	DAE4	1389	Nov. 09, 2022	1 Year
Dosimetric E-Field Probe	SPEAG	EX3DV4	3873	Aug. 31, 2022	1 Year
Radio Communication Analyzer	ANRITSU	MT8820C	6201465426	Feb. 15, 2022	1 Year
Wireless Communication Test Set	Agilent	E5515C	MY50260600	May. 12, 2022	1 Year
ENA Series Network Analyzer	Agilent	E5071C	MY46214638	May. 07, 2022	1 Year
Spectrum Analyzer	KEYSIGHT	N9010A	MY54510355	May. 14, 2022	1Year
MXG Analog Signal Generator	KEYSIGHT	N5183A	MY50143024	Feb. 18, 2022	1 Year
Power Meter	Agilent	N1914A	MY52180044	Feb. 19, 2022	1 Year
Power Sensor	Agilent	E9304A H18	MY52050011	Feb. 20, 2022	1 Year
Power Meter	ANRITSU	ML2495A	1506002	Feb. 22, 2022	1 Year
Power Sensor	ANRITSU	MA2411B	1339352	May. 14, 2022	1 Year
Temp. & Humi. Recorder	CLOCK	HTC-1	157248	May. 11, 2022	1 Year
Electronic Thermometer	YONGFA	YF-160A	120100323	May. 14, 2022	1 Year
Coupler	Woken	0110A056020-10	COM27RW1A3	May. 11, 2022	1 Year

**Note:**

- Referring to KDB 865664 D01 v01r04, the dipole calibration interval can be extended to 3 years with justification. The dipole are also not physically damaged, or repaired during the interval. The dipole justification can be found in appendix C.  
The return loss is < -20dB, within 20% of prior calibration, the impedance is with 5ohm of prior calibration.



## 6. Measurement Uncertainty

DASY5 Uncertainty Budget								
Error Description	Uncertainty Value (±%)	Probability	Divisor	(Ci) 1g	(Ci) 10g	Standard Uncertainty (1g) (±%)	Standard Uncertainty (10g) (±%)	(Vi) Veff
<b>Measurement System</b>								
Probe Calibration	6.0	N	1	1	1	6.0	6.0	∞
Axial Isotropy	4.7	R	1.732	0.7	0.7	1.9	1.9	∞
Hemispherical Isotropy	9.6	R	1.732	0.7	0.7	3.9	3.9	∞
Boundary Effects	1.0	R	1.732	1	1	0.6	0.6	∞
Linearity	4.7	R	1.732	1	1	2.7	2.7	∞
System Detection Limits	1.0	R	1.732	1	1	0.6	0.6	∞
Modulation Response	3.2	R	1.732	1	1	1.8	1.8	∞
Readout Electronics	0.3	N	1	1	1	0.3	0.3	∞
Response Time	0.0	R	1.732	1	1	0.0	0.0	∞
Integration Time	2.6	R	1.732	1	1	1.5	1.5	∞
RF Ambient Noise	3.0	R	1.732	1	1	1.7	1.7	∞
RF Ambient Reflections	3.0	R	1.732	1	1	1.7	1.7	∞
Probe Positioner	0.4	R	1.732	1	1	0.2	0.2	∞
Probe Positioning	2.9	R	1.732	1	1	1.7	1.7	∞
Max. SAR Eval.	2.0	R	1.732	1	1	1.2	1.2	∞
<b>Test Sample Related</b>								
Device Positioning	3.0	N	1	1	1	3.0	3.0	35
Device Holder	3.6	N	1	1	1	3.6	3.6	12
Power Drift	5.0	R	1.732	1	1	2.9	2.9	∞
Power Scaling	0.0	R	1.732	1	1	0.0	0.0	∞
<b>Phantom and Setup</b>								
Phantom Uncertainty	6.1	R	1.732	1	1	3.5	3.5	∞
SAR correction	0.0	R	1.732	1	0.84	0.0	0.0	∞
Liquid Conductivity Repeatability	0.2	N	1	0.78	0.71	0.1	0.1	5
Liquid Conductivity (target)	5.0	R	1.732	0.78	0.71	2.3	2.0	∞
Liquid Conductivity (mea.)	2.5	R	1.732	0.78	0.71	1.1	1.0	∞
Temp. unc. - Conductivity	3.4	R	1.732	0.78	0.71	1.5	1.4	∞
Liquid Permittivity Repeatability	0.15	N	1	0.23	0.26	0.0	0.0	5
Liquid Permittivity (target)	5.0	R	1.732	0.23	0.26	0.7	0.8	∞
Liquid Permittivity (mea.)	2.5	R	1.732	0.23	0.26	0.3	0.4	∞
Temp. unc. - Permittivity	0.83	R	1.732	0.23	0.26	0.1	0.1	∞
<b>Combined Std. Uncertainty</b>						11.4%	11.4%	1013
<b>Coverage Factor for 95 %</b>						K=2	K=2	
<b>Expanded STD Uncertainty</b>						22.9%	22.7%	

Uncertainty budget for frequency range 30 MHz to 3 GHz



DASY5 Uncertainty Budget								
Error Description	Uncertainty Value (±%)	Probability	Divisor	(Ci) 1g	(Ci) 10g	Standard Uncertainty (1g) (±%)	Standard Uncertainty (10g) (±%)	(Vi) Veff
<b>Measurement System</b>								
Probe Calibration	6.55	N	1	1	1	6.5	6.5	∞
Axial Isotropy	4.7	R	1.732	0.7	0.7	1.9	1.9	∞
Hemispherical Isotropy	9.6	R	1.732	0.7	0.7	3.9	3.9	∞
Boundary Effects	2.0	R	1.732	1	1	1.2	1.2	∞
Linearity	4.7	R	1.732	1	1	2.7	2.7	∞
System Detection Limits	1.0	R	1.732	1	1	0.6	0.6	∞
Modulation Response	3.2	R	1.732	1	1	1.8	1.8	∞
Readout Electronics	0.3	N	1	1	1	0.3	0.3	∞
Response Time	0.0	R	1.732	1	1	0.0	0.0	∞
Integration Time	2.6	R	1.732	1	1	1.5	1.5	∞
RF Ambient Noise	3.0	R	1.732	1	1	1.7	1.7	∞
RF Ambient Reflections	3.0	R	1.732	1	1	1.7	1.7	∞
Probe Positioner	0.4	R	1.732	1	1	0.2	0.2	∞
Probe Positioning	6.7	R	1.732	1	1	3.9	3.9	∞
Max. SAR Eval.	4.0	R	1.732	1	1	2.3	2.3	∞
<b>Test Sample Related</b>								
Device Positioning	3.0	N	1	1	1	3.0	3.0	35
Device Holder	3.6	N	1	1	1	3.6	3.6	12
Power Drift	5.0	R	1.732	1	1	2.9	2.9	∞
Power Scaling	0.0	R	1.732	1	1	0.0	0.0	∞
<b>Phantom and Setup</b>								
Phantom Uncertainty	6.6	R	1.732	1	1	3.8	3.8	∞
SAR correction	0.0	R	1.732	1	0.84	0.0	0.0	∞
Liquid Conductivity Repeatability	0.2	N	1	0.78	0.71	0.1	0.1	5
Liquid Conductivity (target)	5.0	R	1.732	0.78	0.71	2.3	2.0	∞
Liquid Conductivity (mea.)	2.5	R	1.732	0.78	0.71	1.1	1.0	∞
Temp. unc. - Conductivity	3.4	R	1.732	0.78	0.71	1.5	1.4	∞
Liquid Permittivity Repeatability	0.15	N	1	0.23	0.26	0.0	0.0	5
Liquid Permittivity (target)	5.0	R	1.732	0.23	0.26	0.7	0.8	∞
Liquid Permittivity (mea.)	2.5	R	1.732	0.23	0.26	0.3	0.4	∞
Temp. unc. - Permittivity	0.83	R	1.732	0.23	0.26	0.1	0.1	∞
<b>Combined Std. Uncertainty</b>						12.5%	12.5%	1458
<b>Coverage Factor for 95 %</b>						K=2	K=2	
<b>Expanded STD Uncertainty</b>						25.0%	24.9%	

**Uncertainty budget for frequency range 3 GHz to 6 GHz**



## **7. Information on the Testing Laboratories**

We, BV 7LAYERS COMMUNICATIONS TECHNOLOGY (SHENZHEN) CO. LTD., were founded in 2015 to provide our best service in EMC, Radio, Telecom and Safety consultation. Our laboratories are accredited and approved according to ISO/IEC 17025.

If you have any comments, please feel free to contact us at the following:

Add: No. B102, Dazu Chuangxin Mansion, North of Beihuan Avenue, North Area, Hi-Tech Industry Park, Nanshan District, Shenzhen, Guangdong, China

Tel: 86-755-8869-6566

Fax: 86-755-8869-6577

**Email:** [customerservice.sw@cn.bureauveritas.com](mailto:customerservice.sw@cn.bureauveritas.com)

**Web Site:** [www.bureauveritas.com](http://www.bureauveritas.com)

The road map of all our labs can be found in our web site also.

---END---



## Appendix A. SAR Plots of System Verification

The plots for system verification with largest deviation for each SAR system combination are shown as follows.

## System Check\_HSL750\_20221127

**DUT: Dipole:750 MHz;Type:D750V3**

Communication System: CW; Frequency: 750 MHz;Duty Cycle: 1:1

Medium: HSL750\_1127 Medium parameters used:  $f = 750$  MHz;  $\sigma = 0.896$  S/m;  $\epsilon_r = 40.267$ ;  $\rho = 1000$  kg/m<sup>3</sup>

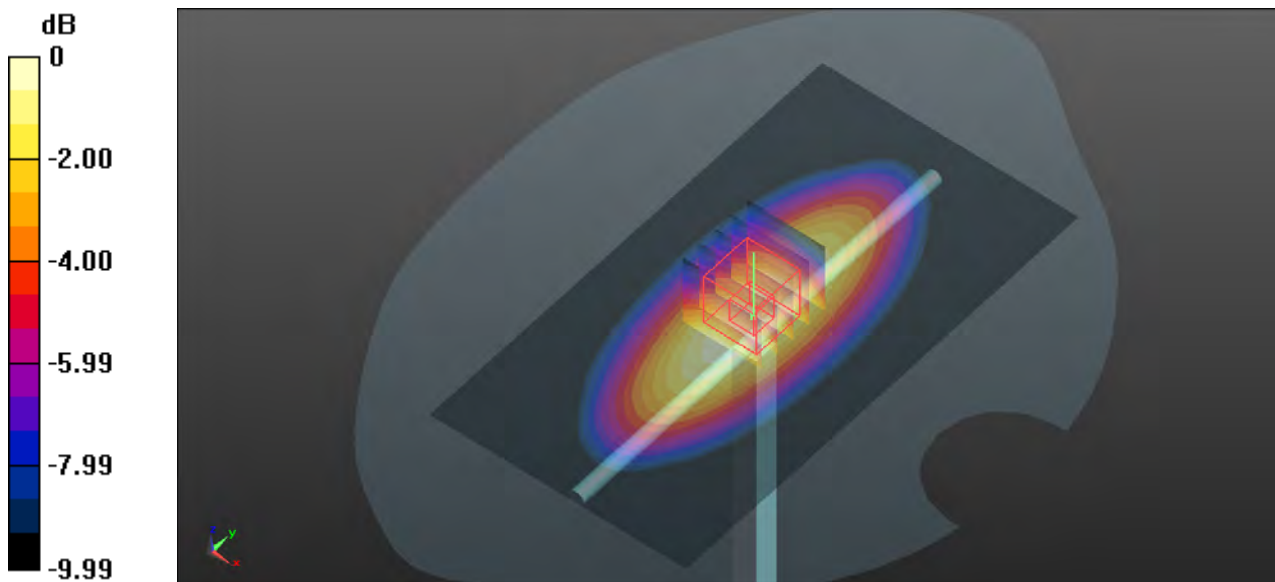
Ambient Temperature : 23.2°C; Liquid Temperature : 22.6°C

DASY5 Configuration:

- Probe: EX3DV4 - SN3873; ConvF(9.59, 9.59, 9.59) @ 750 MHz; Calibrated: 2022/8/31
- Sensor-Surface: 2mm (Mechanical Surface Detection)
- Electronics: DAE4 Sn1389; Calibrated: 20212/11/9
- Phantom: SAM (30deg probe tilt) with CRP v5.0; Type: QD000P40CD; Serial: TP:1781
- Measurement SW: DASY52, Version 52.10 (4); SEMCAD X Version 14.6.14 (7483)

**Pin=250mW/Area Scan (71x131x1):** Interpolated grid: dx=1.500 mm, dy=1.500 mm  
Maximum value of SAR (interpolated) = 2.80 W/kg

**Pin=250mW/Zoom Scan (5x5x7)/Cube 0:** Measurement grid: dx=8mm, dy=8mm, dz=5mm  
Reference Value = 60.52 V/m; Power Drift = -0.01 dB  
Peak SAR (extrapolated) = 3.17 W/kg  
**SAR(1 g) = 2.17 W/kg; SAR(10 g) = 1.46 W/kg**  
Maximum value of SAR (measured) = 2.71 W/kg



0 dB = 2.71 W/kg

## System Check\_HSL750\_20221204

### DUT: Dipole:750 MHz;Type:D750V3

Communication System: CW; Frequency: 750 MHz;Duty Cycle: 1:1

Medium: HSL750\_1204 Medium parameters used:  $f = 750 \text{ MHz}$ ;  $\sigma = 0.882 \text{ S/m}$ ;  $\epsilon_r = 42.658$ ;  $\rho = 1000 \text{ kg/m}^3$

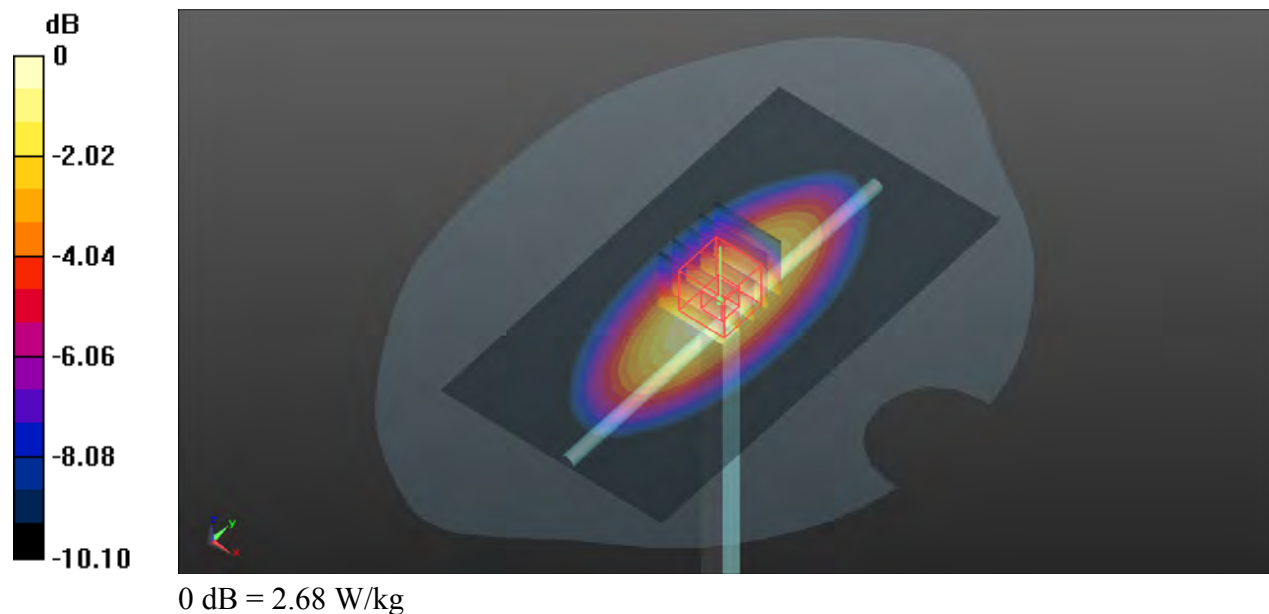
Ambient Temperature :  $23.1^\circ\text{C}$ ; Liquid Temperature :  $22.4^\circ\text{C}$

#### DASY5 Configuration:

- Probe: EX3DV4 - SN3873; ConvF(9.59, 9.59, 9.59) @ 750 MHz; Calibrated: 2022/8/31
- Sensor-Surface: 2mm (Mechanical Surface Detection)
- Electronics: DAE4 Sn1389; Calibrated: 2022/11/9
- Phantom: SAM (30deg probe tilt) with CRP v5.0; Type: QD000P40CD; Serial: TP:1781
- Measurement SW: DASY52, Version 52.10 (4); SEMCAD X Version 14.6.14 (7483)

**Pin=250mW/Area Scan (71x131x1):** Interpolated grid:  $dx=1.500 \text{ mm}$ ,  $dy=1.500 \text{ mm}$   
Maximum value of SAR (interpolated) =  $2.55 \text{ W/kg}$

**Pin=250mW/Zoom Scan (5x5x7)/Cube 0:** Measurement grid:  $dx=8\text{mm}$ ,  $dy=8\text{mm}$ ,  $dz=5\text{mm}$   
Reference Value =  $55.68 \text{ V/m}$ ; Power Drift =  $0.11 \text{ dB}$   
Peak SAR (extrapolated) =  $3.13 \text{ W/kg}$   
**SAR(1 g) =  $2.14 \text{ W/kg}$ ; SAR(10 g) =  $1.43 \text{ W/kg}$**   
Maximum value of SAR (measured) =  $2.68 \text{ W/kg}$



## System Check\_HSL750\_20221215

### DUT: Dipole:750 MHz;Type:D750V3

Communication System: CW; Frequency: 750 MHz;Duty Cycle: 1:1

Medium: HSL750\_1215 Medium parameters used:  $f = 750$  MHz;  $\sigma = 0.888$  S/m;  $\epsilon_r = 40.092$ ;  $\rho = 1000$  kg/m<sup>3</sup>

Ambient Temperature : 23.1°C; Liquid Temperature : 22.7°C

#### DASY5 Configuration:

- Probe: EX3DV4 - SN3873; ConvF(9.59, 9.59, 9.59) @ 750 MHz; Calibrated: 2022/8/31
- Sensor-Surface: 2mm (Mechanical Surface Detection)
- Electronics: DAE4 Sn1389; Calibrated: 2022/11/9
- Phantom: SAM (30deg probe tilt) with CRP v5.0; Type: QD000P40CD; Serial: TP:1781
- Measurement SW: DASY52, Version 52.10 (4); SEMCAD X Version 14.6.14 (7483)

**Pin=250mW/Area Scan (71x131x1):** Interpolated grid: dx=1.500 mm, dy=1.500 mm  
Maximum value of SAR (interpolated) = 2.62 W/kg

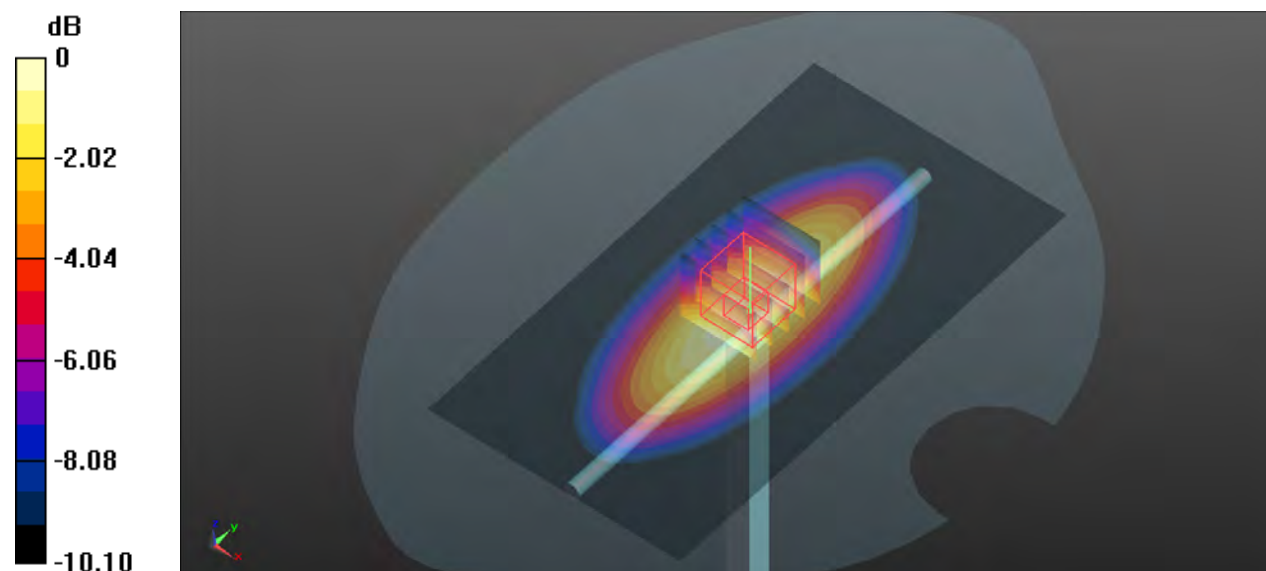
**Pin=250mW/Zoom Scan (5x5x7)/Cube 0:** Measurement grid: dx=8mm, dy=8mm, dz=5mm

Reference Value = 58.32 V/m; Power Drift = 0.01 dB

Peak SAR (extrapolated) = 3.14 W/kg

**SAR(1 g) = 2.15 W/kg; SAR(10 g) = 1.44 W/kg**

Maximum value of SAR (measured) = 2.68 W/kg





## System Check\_HSL835\_20221128

**DUT: Dipole:835 MHz;Type:D835V2**

Communication System: CW; Frequency: 835 MHz;Duty Cycle: 1:1

Medium: HSL835\_1128 Medium parameters used:  $f = 835 \text{ MHz}$ ;  $\sigma = 0.894 \text{ S/m}$ ;  $\epsilon_r = 41.663$ ;  $\rho = 1000 \text{ kg/m}^3$

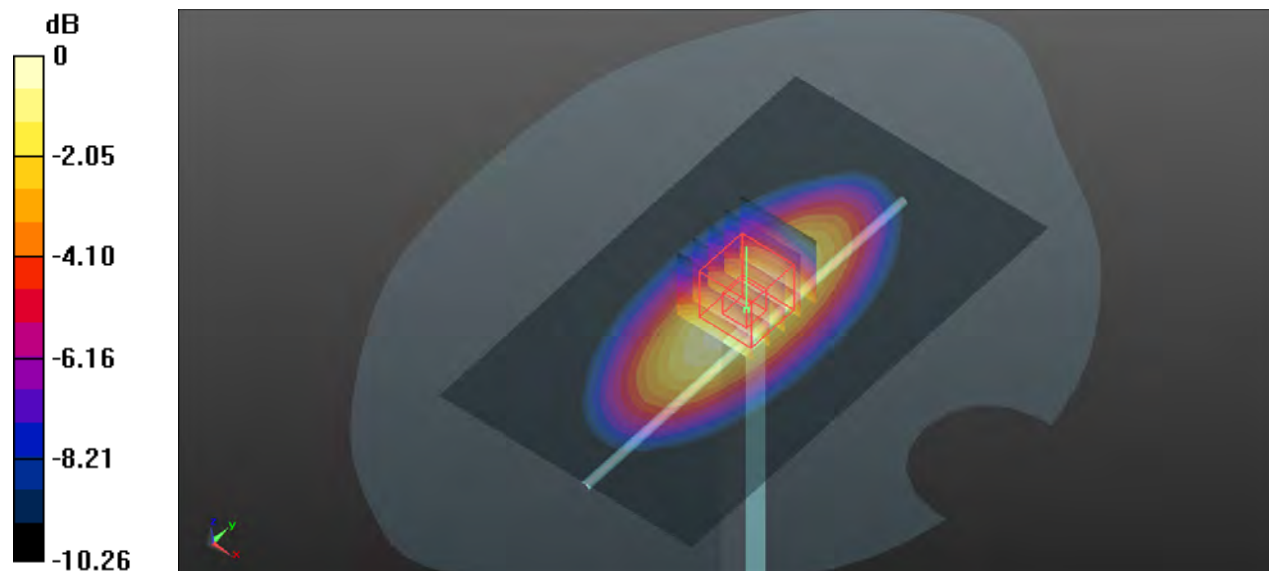
Ambient Temperature :  $23.5^\circ\text{C}$ ; Liquid Temperature :  $22.6^\circ\text{C}$

DASY5 Configuration:

- Probe: EX3DV4 - SN3873; ConvF(9.4, 9.4, 9.4) @ 835 MHz; Calibrated: 2022/8/31
- Sensor-Surface: 2mm (Mechanical Surface Detection)
- Electronics: DAE4 Sn1389; Calibrated: 2022/11/9
- Phantom: SAM (30deg probe tilt) with CRP v5.0; Type: QD000P40CD; Serial: TP:1781
- Measurement SW: DASY52, Version 52.10 (4); SEMCAD X Version 14.6.14 (7483)

**Pin=250mW/Area Scan (71x121x1):** Interpolated grid:  $dx=1.500 \text{ mm}$ ,  $dy=1.500 \text{ mm}$   
Maximum value of SAR (interpolated) =  $2.99 \text{ W/kg}$

**Pin=250mW/Zoom Scan (5x5x7)/Cube 0:** Measurement grid:  $dx=8\text{mm}$ ,  $dy=8\text{mm}$ ,  $dz=5\text{mm}$   
Reference Value =  $63.21 \text{ V/m}$ ; Power Drift =  $0.05 \text{ dB}$   
Peak SAR (extrapolated) =  $3.53 \text{ W/kg}$   
**SAR(1 g) =  $2.42 \text{ W/kg}$ ; SAR(10 g) =  $1.61 \text{ W/kg}$**   
Maximum value of SAR (measured) =  $3.02 \text{ W/kg}$



0 dB =  $3.02 \text{ W/kg}$

## System Check\_HSL835\_20221205

### DUT: Dipole:835 MHz;Type:D835V2

Communication System: CW; Frequency: 835 MHz;Duty Cycle: 1:1

Medium: HSL835\_1205 Medium parameters used:  $f = 835$  MHz;  $\sigma = 0.914$  S/m;  $\epsilon_r = 42.093$ ;  $\rho = 1000$  kg/m<sup>3</sup>

Ambient Temperature : 23.5°C; Liquid Temperature : 22.7°C

#### DASY5 Configuration:

- Probe: EX3DV4 - SN3873; ConvF(9.4, 9.4, 9.4) @ 835 MHz; Calibrated: 2022/8/31
- Sensor-Surface: 2mm (Mechanical Surface Detection)
- Electronics: DAE4 Sn1389; Calibrated: 2022/11/9
- Phantom: SAM (30deg probe tilt) with CRP v5.0; Type: QD000P40CD; Serial: TP:1781
- Measurement SW: DASY52, Version 52.10 (4); SEMCAD X Version 14.6.14 (7483)

**Pin=250mW/Area Scan (71x121x1):** Interpolated grid: dx=1.500 mm, dy=1.500 mm  
Maximum value of SAR (interpolated) = 3.08 W/kg

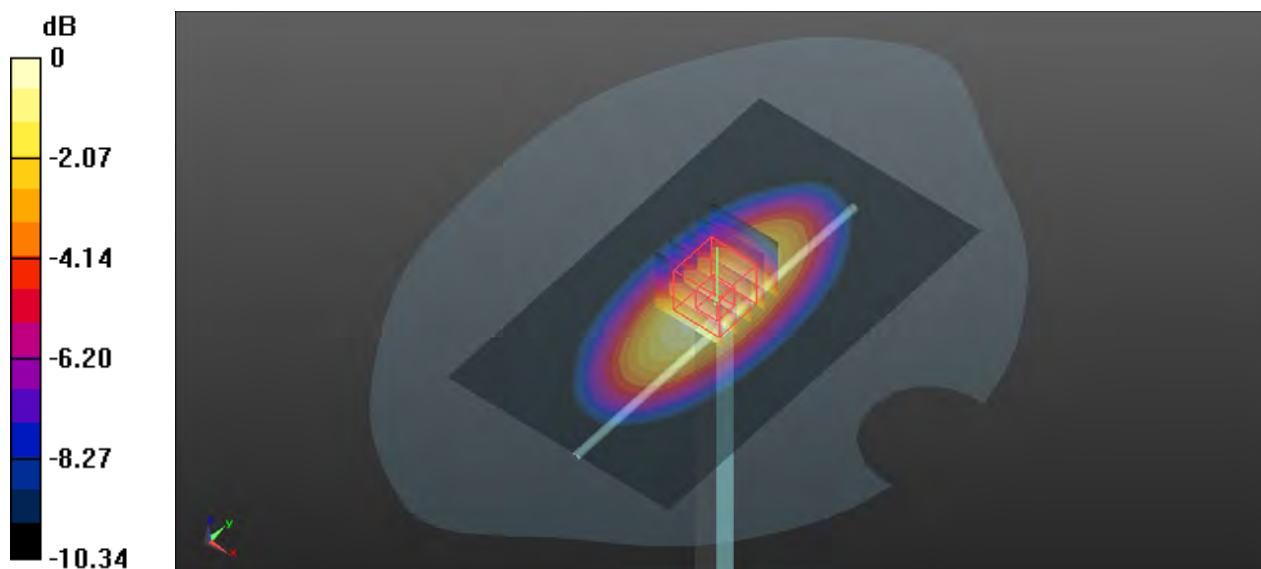
**Pin=250mW/Zoom Scan (5x5x7)/Cube 0:** Measurement grid: dx=8mm, dy=8mm, dz=5mm

Reference Value = 59.43 V/m; Power Drift = 0.06 dB

Peak SAR (extrapolated) = 3.65 W/kg

**SAR(1 g) = 2.51 W/kg; SAR(10 g) = 1.66 W/kg**

Maximum value of SAR (measured) = 3.15 W/kg



0 dB = 3.15 W/kg

## System Check\_HSL835\_20221216

**DUT: Dipole:835 MHz;Type:D835V2**

Communication System: CW; Frequency: 835 MHz;Duty Cycle: 1:1

Medium: HSL835\_1216 Medium parameters used:  $f = 835 \text{ MHz}$ ;  $\sigma = 0.922 \text{ S/m}$ ;  $\epsilon_r = 43.154$ ;  $\rho = 1000 \text{ kg/m}^3$

Ambient Temperature :  $23.4^\circ\text{C}$ ; Liquid Temperature :  $22.5^\circ\text{C}$

DASY5 Configuration:

- Probe: EX3DV4 - SN3873; ConvF(9.4, 9.4, 9.4) @ 835 MHz; Calibrated: 2022/8/31
- Sensor-Surface: 2mm (Mechanical Surface Detection)
- Electronics: DAE4 Sn1389; Calibrated: 2022/11/9
- Phantom: SAM (30deg probe tilt) with CRP v5.0; Type: QD000P40CD; Serial: TP:1781
- Measurement SW: DASY52, Version 52.10 (4); SEMCAD X Version 14.6.14 (7483)

**Pin=250mW/Area Scan (71x121x1):** Interpolated grid:  $dx=1.500 \text{ mm}$ ,  $dy=1.500 \text{ mm}$   
 Maximum value of SAR (interpolated) =  $3.09 \text{ W/kg}$

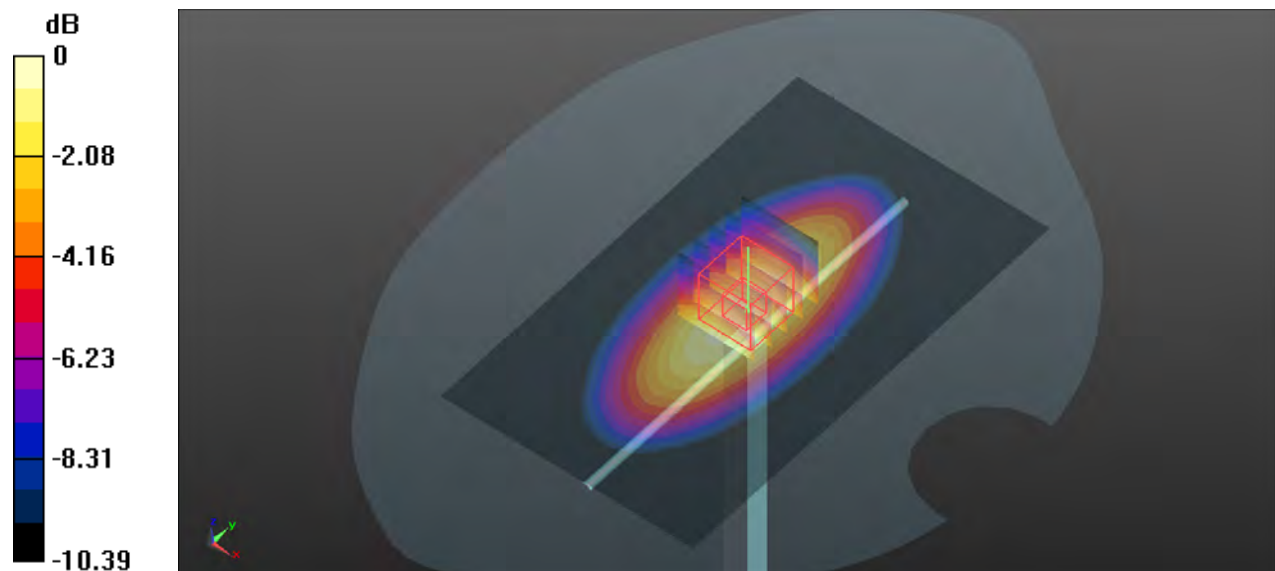
**Pin=250mW/Zoom Scan (5x5x7)/Cube 0:** Measurement grid:  $dx=8\text{mm}$ ,  $dy=8\text{mm}$ ,  $dz=5\text{mm}$

Reference Value =  $61.56 \text{ V/m}$ ; Power Drift =  $0.09 \text{ dB}$

Peak SAR (extrapolated) =  $3.70 \text{ W/kg}$

**SAR(1 g) =  $2.54 \text{ W/kg}$ ; SAR(10 g) =  $1.68 \text{ W/kg}$**

Maximum value of SAR (measured) =  $3.19 \text{ W/kg}$



0 dB =  $3.19 \text{ W/kg}$

## System Check\_HSL1750\_20221129

**DUT: Dipole:1750 MHz;Type:D1750V2**

Communication System: CW; Frequency: 1750 MHz;Duty Cycle: 1:1

Medium: HSL1750\_1129 Medium parameters used:  $f = 1750$  MHz;  $\sigma = 1.348$  S/m;  $\epsilon_r = 41.854$ ;  $\rho = 1000$  kg/m<sup>3</sup>

Ambient Temperature : 23.4°C; Liquid Temperature : 22.4°C

DASY5 Configuration:

- Probe: EX3DV4 - SN3873; ConvF(8.25, 8.25, 8.25) @ 1750 MHz; Calibrated: 2022/8/31
- Sensor-Surface: 2mm (Mechanical Surface Detection)
- Electronics: DAE4 Sn1389; Calibrated: 2022/11/9
- Phantom: SAM (30deg probe tilt) with CRP v5.0; Type: QD000P40CD; Serial: TP:1781
- Measurement SW: DASY52, Version 52.10 (4); SEMCAD X Version 14.6.14 (7483)

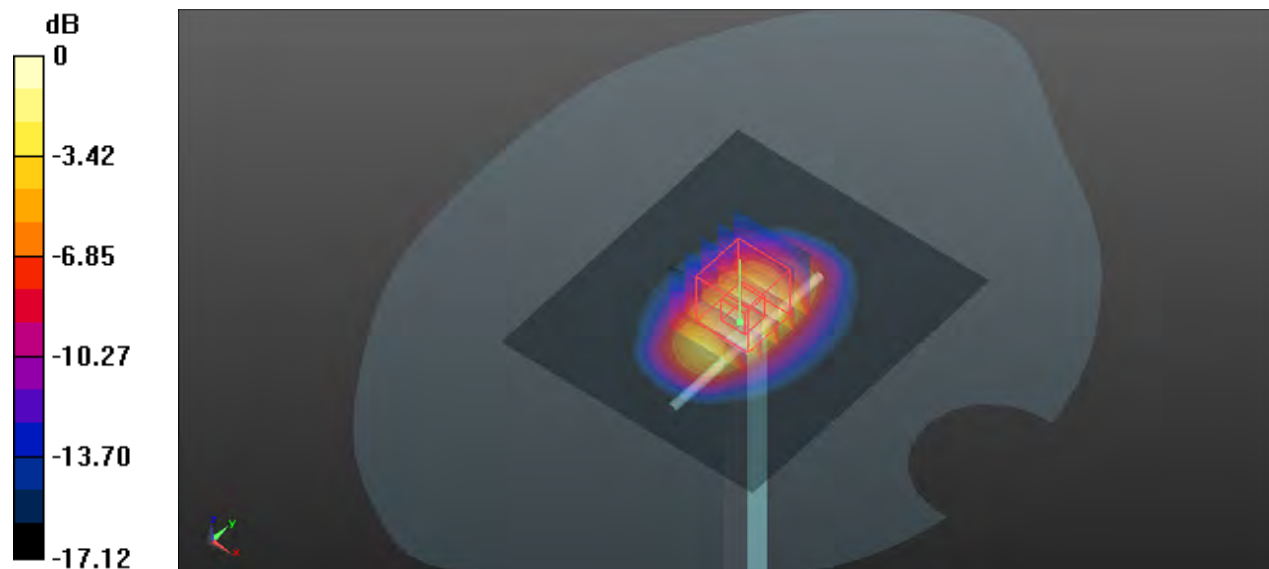
**Pin=250mW/Area Scan (71x81x1):** Interpolated grid: dx=1.500 mm, dy=1.500 mm  
Maximum value of SAR (interpolated) = 12.4 W/kg

**Pin=250mW/Zoom Scan (5x5x7)/Cube 0:** Measurement grid: dx=8mm, dy=8mm, dz=5mm  
Reference Value = 91.35 V/m; Power Drift = -0.07 dB

Peak SAR (extrapolated) = 14.6 W/kg

**SAR(1 g) = 8.58 W/kg; SAR(10 g) = 4.4 W/kg**

Maximum value of SAR (measured) = 12.3 W/kg



0 dB = 12.3 W/kg

## System Check\_HSL1750\_20221206

**DUT: Dipole:1750 MHz;Type:D1750V2**

Communication System: CW; Frequency: 1750 MHz;Duty Cycle: 1:1

Medium: HSL1750\_1206 Medium parameters used:  $f = 1750$  MHz;  $\sigma = 1.328$  S/m;  $\epsilon_r = 39.635$ ;  $\rho = 1000$  kg/m<sup>3</sup>

Ambient Temperature : 23.3°C; Liquid Temperature : 22.3°C

DASY5 Configuration:

- Probe: EX3DV4 - SN3873; ConvF(8.25, 8.25, 8.25) @ 1750 MHz; Calibrated: 2022/8/31
- Sensor-Surface: 2mm (Mechanical Surface Detection)
- Electronics: DAE4 Sn1389; Calibrated: 2022/11/9
- Phantom: SAM (30deg probe tilt) with CRP v5.0; Type: QD000P40CD; Serial: TP:1781
- Measurement SW: DASY52, Version 52.10 (4); SEMCAD X Version 14.6.14 (7483)

**Pin=250mW/Area Scan (71x81x1):** Interpolated grid: dx=1.500 mm, dy=1.500 mm  
Maximum value of SAR (interpolated) = 12.2 W/kg

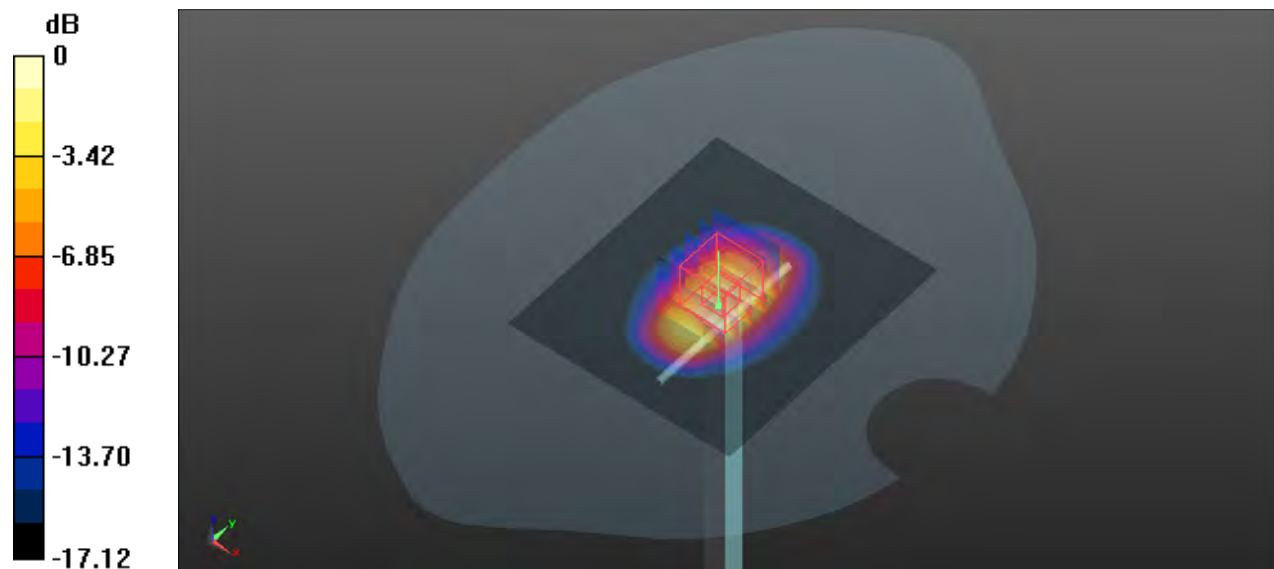
**Pin=250mW/Zoom Scan (5x5x7)/Cube 0:** Measurement grid: dx=8mm, dy=8mm, dz=5mm

Reference Value = 98.38 V/m; Power Drift = -0.01 dB

Peak SAR (extrapolated) = 14.4 W/kg

**SAR(1 g) = 8.47 W/kg; SAR(10 g) = 4.43 W/kg**

Maximum value of SAR (measured) = 12.1 W/kg



## System Check\_HSL1750\_20230108

**DUT: Dipole:1750 MHz;Type:D1750V2**

Communication System: CW; Frequency: 1750 MHz;Duty Cycle: 1:1

Medium: HSL1750\_0108 Medium parameters used:  $f = 1750$  MHz;  $\sigma = 1.413$  S/m;  $\epsilon_r = 41.34$ ;  $\rho = 1000$  kg/m<sup>3</sup>

Ambient Temperature : 23.6°C; Liquid Temperature : 22.6°C

DASY5 Configuration:

- Probe: EX3DV4 - SN3873; ConvF(8.25, 8.25, 8.25) @ 1750 MHz; Calibrated: 2022/8/31
- Sensor-Surface: 2mm (Mechanical Surface Detection)
- Electronics: DAE4 Sn1389; Calibrated: 2022/11/9
- Phantom: SAM (30deg probe tilt) with CRP v5.0; Type: QD000P40CD; Serial: TP:1781
- Measurement SW: DASY52, Version 52.10 (4); SEMCAD X Version 14.6.14 (7483)

**Pin=250mW/Area Scan (71x81x1):** Interpolated grid: dx=1.500 mm, dy=1.500 mm  
Maximum value of SAR (interpolated) = 13.1 W/kg

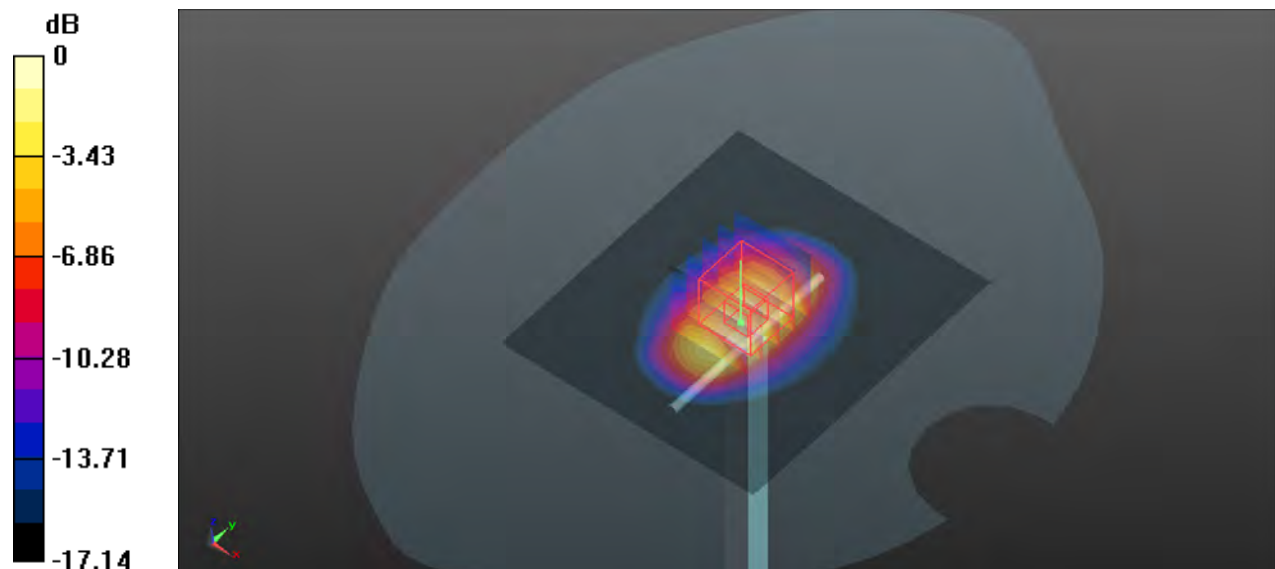
**Pin=250mW/Zoom Scan (5x5x7)/Cube 0:** Measurement grid: dx=8mm, dy=8mm, dz=5mm

Reference Value = 92.33 V/m; Power Drift = -0.02 dB

Peak SAR (extrapolated) = 15.3 W/kg

**SAR(1 g) = 8.61 W/kg; SAR(10 g) = 4.62 W/kg**

Maximum value of SAR (measured) = 13.0 W/kg



0 dB = 13.0 W/kg

## System Check\_HSL1900\_20221207

### DUT: Dipole:1900MHz;Type:D1900V2

Communication System: CW; Frequency: 1900 MHz;Duty Cycle: 1:1

Medium: HSL1900\_1207 Medium parameters used:  $f = 1900$  MHz;  $\sigma = 1.416$  S/m;  $\epsilon_r = 39.544$ ;  $\rho = 1000$  kg/m<sup>3</sup>

Ambient Temperature : 23.3°C; Liquid Temperature : 22.6°C

DASY5 Configuration:

- Probe: EX3DV4 - SN3873; ConvF(8.02, 8.02, 8.02) @ 1900 MHz; Calibrated: 2022/8/31
- Sensor-Surface: 2mm (Mechanical Surface Detection)
- Electronics: DAE4 Sn1389; Calibrated: 2022/11/9
- Phantom: SAM (30deg probe tilt) with CRP v5.0; Type: QD000P40CD; Serial: TP:1781
- Measurement SW: DASY52, Version 52.10 (4); SEMCAD X Version 14.6.14 (7483)

**Pin=250mW/Area Scan (61x71x1):** Interpolated grid: dx=1.500 mm, dy=1.500 mm  
 Maximum value of SAR (interpolated) = 14.1 W/kg


**Pin=250mW/Zoom Scan (5x5x7)/Cube 0:** Measurement grid: dx=8mm, dy=8mm, dz=5mm

Reference Value = 95.37 V/m; Power Drift = 0.07 dB

Peak SAR (extrapolated) = 17.0 W/kg

**SAR(1 g) = 9.34 W/kg; SAR(10 g) = 4.89 W/kg**

Maximum value of SAR (measured) = 13.3 W/kg



0 dB = 13.3 W/kg



## System Check\_HSL1900\_20230103

### DUT: Dipole:1900MHz;Type:D1900V2

Communication System: CW; Frequency: 1900 MHz; Duty Cycle: 1:1

Medium: HSL1900\_0103 Medium parameters used:  $f = 1900$  MHz;  $\sigma = 1.442$  S/m;  $\epsilon_r = 40.609$ ;  $\rho = 1000$  kg/m<sup>3</sup>

Ambient Temperature : 23.7°C; Liquid Temperature : 22.5°C

DASY5 Configuration:

- Probe: EX3DV4 - SN3873; ConvF(8.02, 8.02, 8.02) @ 1900 MHz; Calibrated: 2022/8/31
- Sensor-Surface: 2mm (Mechanical Surface Detection)
- Electronics: DAE4 Sn1389; Calibrated: 2022/11/9
- Phantom: SAM (30deg probe tilt) with CRP v5.0; Type: QD000P40CD; Serial: TP:1781
- Measurement SW: DASY52, Version 52.10 (4); SEMCAD X Version 14.6.14 (7483)

**Pin=250mW/Area Scan (61x71x1):** Interpolated grid: dx=1.500 mm, dy=1.500 mm

Maximum value of SAR (interpolated) = 14.4 W/kg


**Pin=250mW/Zoom Scan (5x5x7)/Cube 0:** Measurement grid: dx=8mm, dy=8mm, dz=5mm

Reference Value = 91.36 V/m; Power Drift = 0.12 dB

Peak SAR (extrapolated) = 17.2 W/kg

**SAR(1 g) = 9.52 W/kg; SAR(10 g) = 4.98 W/kg**

Maximum value of SAR (measured) = 13.5 W/kg





## System Check\_HSL1900\_20230109

### DUT: Dipole:1900MHz;Type:D1900V2

Communication System: CW; Frequency: 1900 MHz;Duty Cycle: 1:1

Medium: HSL1900\_0109 Medium parameters used:  $f = 1900$  MHz;  $\sigma = 1.401$  S/m;  $\epsilon_r = 39.322$ ;  $\rho = 1000$  kg/m<sup>3</sup>

Ambient Temperature : 23.3°C; Liquid Temperature : 22.5°C

#### DASY5 Configuration:

- Probe: EX3DV4 - SN3873; ConvF(8.02, 8.02, 8.02) @ 1900 MHz; Calibrated: 2022/8/31
- Sensor-Surface: 2mm (Mechanical Surface Detection)
- Electronics: DAE4 Sn1389; Calibrated: 2022/11/9
- Phantom: SAM (30deg probe tilt) with CRP v5.0; Type: QD000P40CD; Serial: TP:1781
- Measurement SW: DASY52, Version 52.10 (4); SEMCAD X Version 14.6.14 (7483)

**Pin=250mW/Area Scan (61x71x1):** Interpolated grid: dx=1.500 mm, dy=1.500 mm  
Maximum value of SAR (interpolated) = 14.0 W/kg


**Pin=250mW/Zoom Scan (5x5x7)/Cube 0:** Measurement grid: dx=8mm, dy=8mm, dz=5mm

Reference Value = 93.55 V/m; Power Drift = 0.04 dB

Peak SAR (extrapolated) = 16.8 W/kg

**SAR(1 g) = 9.24 W/kg; SAR(10 g) = 4.83 W/kg**

Maximum value of SAR (measured) = 13.1 W/kg



0 dB = 13.1 W/kg

## System Check\_HSL2300\_20221208

**DUT: Dipole:2300 MHz;Type:D2300V2**

Communication System: CW; Frequency: 2300 MHz;Duty Cycle: 1:1

Medium: HSL2300\_1208 Medium parameters used:  $f = 2300$  MHz;  $\sigma = 1.676$  S/m;  $\epsilon_r = 39.633$ ;  $\rho = 1000$  kg/m<sup>3</sup>


Ambient Temperature : 23.1°C; Liquid Temperature : 22.2°C

DASY5 Configuration:

- Probe: EX3DV4 - SN3873; ConvF(8.01, 8.01, 8.01) @ 2300 MHz; Calibrated: 2022/8/31
- Sensor-Surface: 2mm (Mechanical Surface Detection)
- Electronics: DAE4 Sn1389; Calibrated: 2022/11/9
- Phantom: SAM (30deg probe tilt) with CRP v5.0; Type: QD000P40CD; Serial: TP:1781
- Measurement SW: DASY52, Version 52.10 (4); SEMCAD X Version 14.6.14 (7483)

**Pin=250mW/Area Scan (81x101x1):** Interpolated grid: dx=1.200 mm, dy=1.200 mm  
Maximum value of SAR (interpolated) = 20.4 W/kg

**Pin=250mW/Zoom Scan (7x7x7)/Cube 0:** Measurement grid: dx=5mm, dy=5mm, dz=5mm  
Reference Value = 108.9 V/m; Power Drift = -0.06 dB  
Peak SAR (extrapolated) = 24.9 W/kg  
**SAR(1 g) = 13 W/kg; SAR(10 g) = 6.39 W/kg**  
Maximum value of SAR (measured) = 19.0 W/kg



0 dB = 19.0 W/kg

## System Check\_HSL2300\_20221217

### DUT: Dipole:2300 MHz;Type:D2300V2

Communication System: CW; Frequency: 2300 MHz;Duty Cycle: 1:1

Medium: HSL2300\_1217 Medium parameters used:  $f = 2300$  MHz;  $\sigma = 1.67$  S/m;  $\epsilon_r = 38.754$ ;  $\rho = 1000$  kg/m<sup>3</sup>

Ambient Temperature : 23.5°C; Liquid Temperature : 22.2°C

#### DASY5 Configuration:

- Probe: EX3DV4 - SN3873; ConvF(8.01, 8.01, 8.01) @ 2300 MHz; Calibrated: 2022/8/31
- Sensor-Surface: 2mm (Mechanical Surface Detection)
- Electronics: DAE4 Sn1389; Calibrated: 2022/11/9
- Phantom: SAM (30deg probe tilt) with CRP v5.0; Type: QD000P40CD; Serial: TP:1781
- Measurement SW: DASY52, Version 52.10 (4); SEMCAD X Version 14.6.14 (7483)

**Pin=250mW/Area Scan (81x101x1):** Interpolated grid: dx=1.200 mm, dy=1.200 mm  
Maximum value of SAR (interpolated) = 19.2 W/kg


**Pin=250mW/Zoom Scan (7x7x7)/Cube 0:** Measurement grid: dx=5mm, dy=5mm, dz=5mm

Reference Value = 111.52 V/m; Power Drift = -0.01 dB

Peak SAR (extrapolated) = 23.8 W/kg

**SAR(1 g) = 12.5 W/kg; SAR(10 g) = 6.18 W/kg**

Maximum value of SAR (measured) = 18.4 W/kg



0 dB = 18.4 W/kg

## System Check\_HSL2300\_20230104

**DUT: Dipole:2300 MHz;Type:D2300V2**

Communication System: CW; Frequency: 2300 MHz;Duty Cycle: 1:1

Medium: HSL2300\_0104 Medium parameters used:  $f = 2300$  MHz;  $\sigma = 1.647$  S/m;  $\epsilon_r = 40.583$ ;  $\rho = 1000$  kg/m<sup>3</sup>

Ambient Temperature : 23.3°C; Liquid Temperature : 22.1°C

DASY5 Configuration:

- Probe: EX3DV4 - SN3873; ConvF(8.01, 8.01, 8.01) @ 2300 MHz; Calibrated: 2022/8/31
- Sensor-Surface: 2mm (Mechanical Surface Detection)
- Electronics: DAE4 Sn1389; Calibrated: 2022/11/9
- Phantom: SAM (30deg probe tilt) with CRP v5.0; Type: QD000P40CD; Serial: TP:1781
- Measurement SW: DASY52, Version 52.10 (4); SEMCAD X Version 14.6.14 (7483)

**Pin=250mW/Area Scan (81x101x1):** Interpolated grid: dx=1.200 mm, dy=1.200 mm  
Maximum value of SAR (interpolated) = 16.4 W/kg


**Pin=250mW/Zoom Scan (7x7x7)/Cube 0:** Measurement grid: dx=5mm, dy=5mm, dz=5mm

Reference Value = 93.41 V/m; Power Drift = 0.11 dB

Peak SAR (extrapolated) = 21.2 W/kg

**SAR(1 g) = 11.31 W/kg; SAR(10 g) = 5.23 W/kg**

Maximum value of SAR (measured) = 16.1 W/kg



0 dB = 16.1 W/kg

## System Check\_HSL2450\_20221130

**DUT: Dipole:2450 MHz;Type:D2450V2**

Communication System: CW; Frequency: 2450 MHz;Duty Cycle: 1:1

Medium: HSL2450\_1130 Medium parameters used:  $f = 2450$  MHz;  $\sigma = 1.843$  S/m;  $\epsilon_r = 38.054$ ;  $\rho = 1000$  kg/m<sup>3</sup>


Ambient Temperature : 23.5°C; Liquid Temperature : 22.2°C

DASY5 Configuration:

- Probe: EX3DV4 - SN3873; ConvF(7.59, 7.59, 7.59) @ 2450 MHz; Calibrated: 2022/8/31
- Sensor-Surface: 2mm (Mechanical Surface Detection)
- Electronics: DAE4 Sn1389; Calibrated: 2022/11/9
- Phantom: SAM (30deg probe tilt) with CRP v5.0; Type: QD000P40CD; Serial: TP:1781
- Measurement SW: DASY52, Version 52.10 (4); SEMCAD X Version 14.6.14 (7483)

**Pin=250mW/Area Scan (61x81x1):** Interpolated grid: dx=1.200 mm, dy=1.200 mm  
Maximum value of SAR (interpolated) = 19.3 W/kg

**Pin=250mW/Zoom Scan (7x7x7)/Cube 0:** Measurement grid: dx=5mm, dy=5mm, dz=5mm  
Reference Value = 110.22 V/m; Power Drift = -0.03 dB  
Peak SAR (extrapolated) = 24.6 W/kg  
**SAR(1 g) = 12.4 W/kg; SAR(10 g) = 5.81 W/kg**  
Maximum value of SAR (measured) = 18.5 W/kg



0 dB = 18.5 W/kg

## System Check\_HSL2450\_20221208

**DUT: Dipole:2450 MHz;Type:D2450V2**

Communication System: CW; Frequency: 2450 MHz;Duty Cycle: 1:1

Medium: HSL2450\_1208 Medium parameters used:  $f = 2450$  MHz;  $\sigma = 1.788$  S/m;  $\epsilon_r = 39.575$ ;  $\rho = 1000$  kg/m<sup>3</sup>

Ambient Temperature : 23.5°C; Liquid Temperature : 22.5°C

DASY5 Configuration:

- Probe: EX3DV4 - SN3873; ConvF(7.59, 7.59, 7.59) @ 2450 MHz; Calibrated: 2022/8/31
- Sensor-Surface: 2mm (Mechanical Surface Detection)
- Electronics: DAE4 Sn1389; Calibrated: 2022/11/9
- Phantom: SAM (30deg probe tilt) with CRP v5.0; Type: QD000P40CD; Serial: TP:1781
- Measurement SW: DASY52, Version 52.10 (4); SEMCAD X Version 14.6.14 (7483)

**Pin=250mW/Area Scan (91x101x1):** Interpolated grid: dx=1.200 mm, dy=1.200 mm  
Maximum value of SAR (interpolated) = 23.4 W/kg

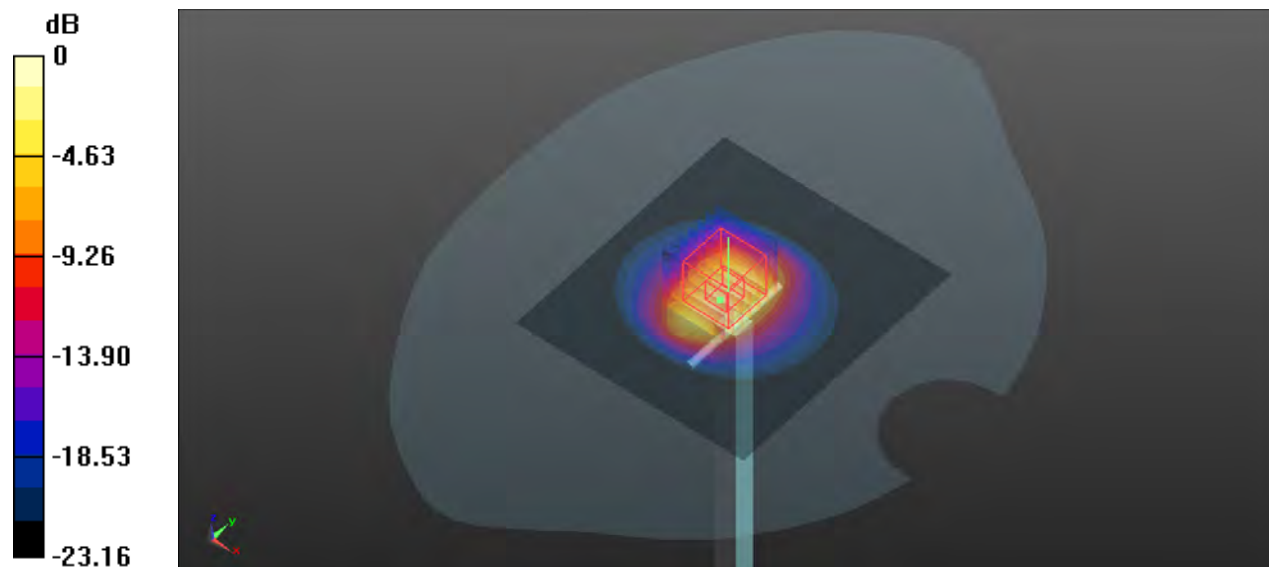
**Pin=250mW/Zoom Scan (7x7x7)/Cube 0:** Measurement grid: dx=5mm, dy=5mm, dz=5mm

Reference Value = 112.5 V/m; Power Drift = 0.12 dB

Peak SAR (extrapolated) = 29.5 W/kg

**SAR(1 g) = 13.9 W/kg; SAR(10 g) = 6.4 W/kg**

Maximum value of SAR (measured) = 23.4 W/kg



0 dB = 23.4 W/kg

## System Check\_HSL2450\_20221218

**DUT: Dipole:2450 MHz;Type:D2450V2**

Communication System: CW; Frequency: 2450 MHz;Duty Cycle: 1:1

Medium: HSL2450\_1218 Medium parameters used:  $f = 2450$  MHz;  $\sigma = 1.823$  S/m;  $\epsilon_r = 37.591$ ;  $\rho = 1000$  kg/m<sup>3</sup>

Ambient Temperature : 23.1°C; Liquid Temperature : 22.1°C

DASY5 Configuration:

- Probe: EX3DV4 - SN3873; ConvF(7.59, 7.59, 7.59) @ 2450 MHz; Calibrated: 2022/8/31
- Sensor-Surface: 2mm (Mechanical Surface Detection)
- Electronics: DAE4 Sn1389; Calibrated: 2022/11/9
- Phantom: SAM (30deg probe tilt) with CRP v5.0; Type: QD000P40CD; Serial: TP:1781
- Measurement SW: DASY52, Version 52.10 (4); SEMCAD X Version 14.6.14 (7483)

**Pin=250mW/Area Scan (61x81x1):** Interpolated grid: dx=1.200 mm, dy=1.200 mm  
Maximum value of SAR (interpolated) = 19.7 W/kg


**Pin=250mW/Zoom Scan (7x7x7)/Cube 0:** Measurement grid: dx=5mm, dy=5mm, dz=5mm

Reference Value = 93.21 V/m; Power Drift = -0.11 dB

Peak SAR (extrapolated) = 25.0 W/kg

**SAR(1 g) = 12.6 W/kg; SAR(10 g) = 5.78 W/kg**

Maximum value of SAR (measured) = 19.1 W/kg



0 dB = 19.1 W/kg



## System Check\_HSL2600\_20221209

### DUT: Dipole:2600 MHz;Type:D2600V2

Communication System: CW; Frequency: 2600 MHz; Duty Cycle: 1:1

Medium: HSL2600\_1209 Medium parameters used:  $f = 2600$  MHz;  $\sigma = 1.896$  S/m;  $\epsilon_r = 39.209$ ;  $\rho = 1000$  kg/m<sup>3</sup>

Ambient Temperature : 23.4°C; Liquid Temperature : 22.6°C

#### DASY5 Configuration:

- Probe: EX3DV4 - SN3873; ConvF(7.47, 7.47, 7.47) @ 2600 MHz; Calibrated: 2022/8/31
- Sensor-Surface: 2mm (Mechanical Surface Detection)
- Electronics: DAE4 Sn1389; Calibrated: 2022/11/9
- Phantom: SAM (30deg probe tilt) with CRP v5.0; Type: QD000P40CD; Serial: TP:1781
- Measurement SW: DASY52, Version 52.10 (4); SEMCAD X Version 14.6.14 (7483)

**Pin=250mW/Area Scan (61x81x1):** Interpolated grid: dx=1.200 mm, dy=1.200 mm

Maximum value of SAR (interpolated) = 22.3 W/kg

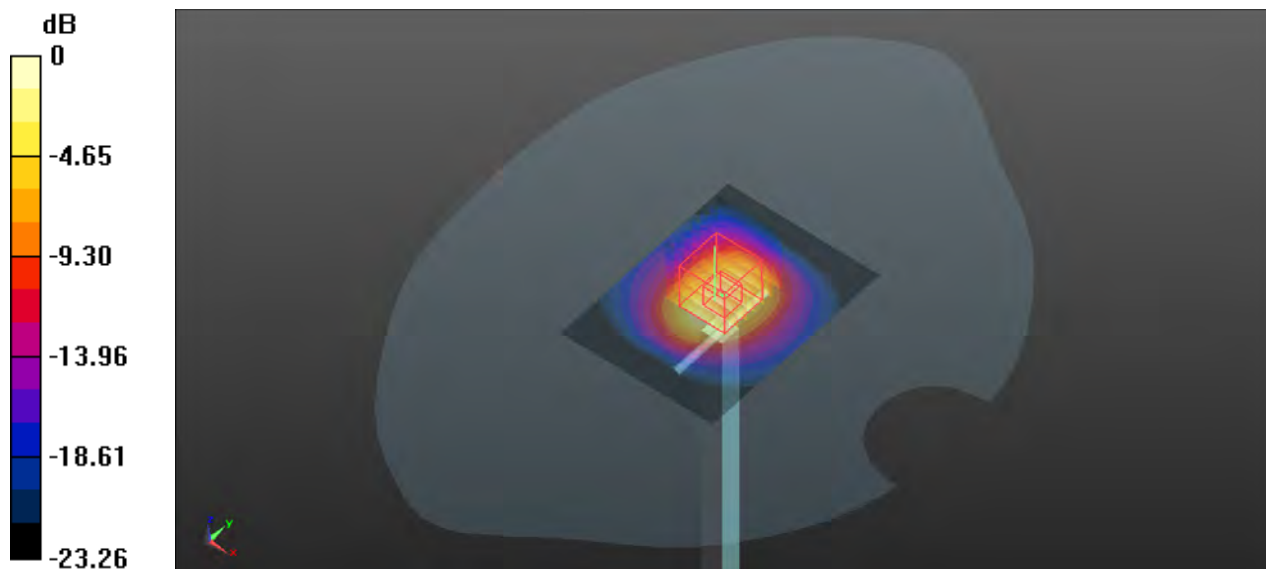
**Pin=250mW/Zoom Scan (7x7x7)/Cube 0:** Measurement grid: dx=5mm, dy=5mm, dz=5mm

Reference Value = 119.9 V/m; Power Drift = -0.15 dB

Peak SAR (extrapolated) = 28.2 W/kg

**SAR(1 g) = 13.5 W/kg; SAR(10 g) = 6.21 W/kg**

Maximum value of SAR (measured) = 20.3 W/kg





## System Check\_HSL2600\_20230105

### DUT: Dipole:2600 MHz;Type:D2600V2

Communication System: CW; Frequency: 2600 MHz; Duty Cycle: 1:1

Medium: HSL2600\_0105 Medium parameters used:  $f = 2600$  MHz;  $\sigma = 1.955$  S/m;  $\epsilon_r = 38.732$ ;  $\rho = 1000$  kg/m<sup>3</sup>

Ambient Temperature : 23.3°C; Liquid Temperature : 22.4°C

#### DASY5 Configuration:

- Probe: EX3DV4 - SN3873; ConvF(7.47, 7.47, 7.47) @ 2600 MHz; Calibrated: 2022/8/31
- Sensor-Surface: 2mm (Mechanical Surface Detection)
- Electronics: DAE4 Sn1389; Calibrated: 2022/11/9
- Phantom: SAM (30deg probe tilt) with CRP v5.0; Type: QD000P40CD; Serial: TP:1781
- Measurement SW: DASY52, Version 52.10 (4); SEMCAD X Version 14.6.14 (7483)

**Pin=250mW/Area Scan (61x81x1):** Interpolated grid: dx=1.200 mm, dy=1.200 mm

Maximum value of SAR (interpolated) = 19.4 W/kg

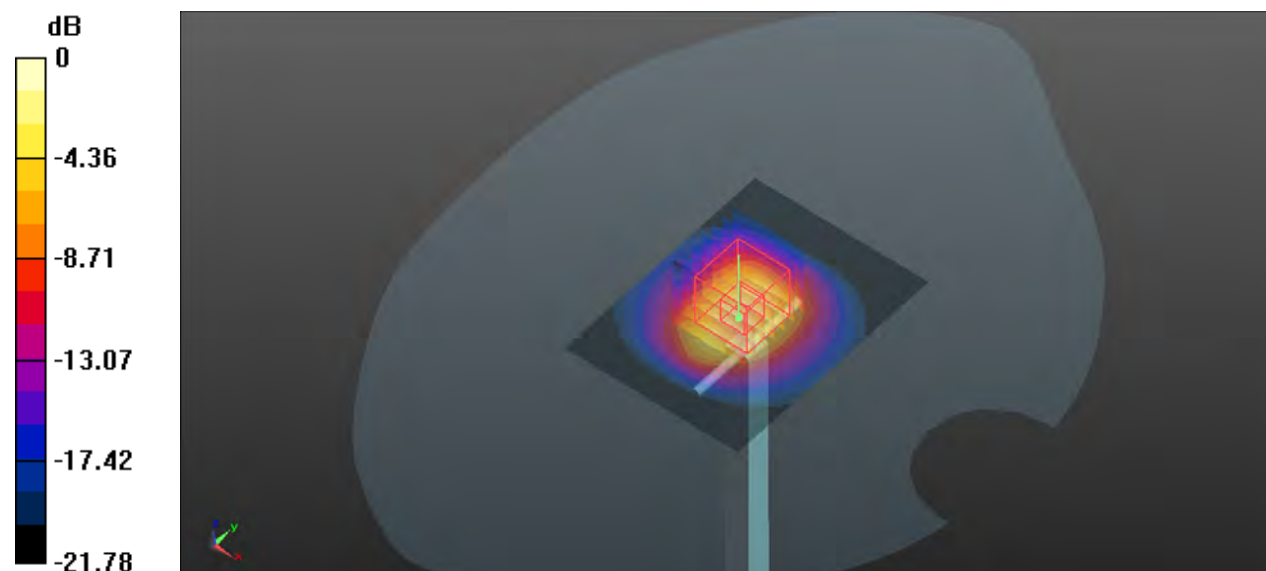
**Pin=250mW/Zoom Scan (7x7x7)/Cube 0:** Measurement grid: dx=5mm, dy=5mm, dz=5mm

Reference Value = 112.1 V/m; Power Drift = -0.09 dB

Peak SAR (extrapolated) = 25.6 W/kg

**SAR(1 g) = 13.1 W/kg; SAR(10 g) = 6 W/kg**

Maximum value of SAR (measured) = 19.2 W/kg



0 dB = 19.2 W/kg

## System Check\_HSL2600\_20230107

### DUT: Dipole:2600 MHz;Type:D2600V2

Communication System: CW; Frequency: 2600 MHz;Duty Cycle: 1:1

Medium: HSL2600\_0107 Medium parameters used:  $f = 2600$  MHz;  $\sigma = 1.984$  S/m;  $\epsilon_r = 37.444$ ;  $\rho = 1000$  kg/m<sup>3</sup>

Ambient Temperature : 23.4°C; Liquid Temperature : 22.8°C

#### DASY5 Configuration:

- Probe: EX3DV4 - SN3873; ConvF(7.47, 7.47, 7.47) @ 2600 MHz; Calibrated: 2022/8/31
- Sensor-Surface: 2mm (Mechanical Surface Detection)
- Electronics: DAE4 Sn1389; Calibrated: 2022/11/9
- Phantom: SAM (30deg probe tilt) with CRP v5.0; Type: QD000P40CD; Serial: TP:1781
- Measurement SW: DASY52, Version 52.10 (4); SEMCAD X Version 14.6.14 (7483)

**Pin=250mW/Area Scan (61x81x1):** Interpolated grid: dx=1.200 mm, dy=1.200 mm  
Maximum value of SAR (interpolated) = 20.5 W/kg


**Pin=250mW/Zoom Scan (7x7x7)/Cube 0:** Measurement grid: dx=5mm, dy=5mm, dz=5mm

Reference Value = 108.12 V/m; Power Drift = 0.12 dB

Peak SAR (extrapolated) = 23.3 W/kg

**SAR(1 g) = 13.4 W/kg; SAR(10 g) = 6.12 W/kg**

Maximum value of SAR (measured) = 19.5 W/kg



0 dB = 19.5 W/kg

## System Check\_HSL2600\_20230109

### DUT: Dipole:2600 MHz;Type:D2600V2

Communication System: CW; Frequency: 2600 MHz; Duty Cycle: 1:1

Medium: HSL2600\_0109 Medium parameters used:  $f = 2600$  MHz;  $\sigma = 2.054$  S/m;  $\epsilon_r = 37.977$ ;  $\rho = 1000$  kg/m<sup>3</sup>

Ambient Temperature : 23.6°C; Liquid Temperature : 22.3°C

DASY5 Configuration:

- Probe: EX3DV4 - SN3873; ConvF(7.47, 7.47, 7.47) @ 2600 MHz; Calibrated: 2022/8/31
- Sensor-Surface: 2mm (Mechanical Surface Detection)
- Electronics: DAE4 Sn1389; Calibrated: 2022/11/9
- Phantom: SAM (30deg probe tilt) with CRP v5.0; Type: QD000P40CD; Serial: TP:1781
- Measurement SW: DASY52, Version 52.10 (4); SEMCAD X Version 14.6.14 (7483)

**Pin=250mW/Area Scan (61x81x1):** Interpolated grid: dx=1.200 mm, dy=1.200 mm  
Maximum value of SAR (interpolated) = 20.4 W/kg


**Pin=250mW/Zoom Scan (7x7x7)/Cube 0:** Measurement grid: dx=5mm, dy=5mm, dz=5mm

Reference Value = 107.5 V/m; Power Drift = -0.03 dB

Peak SAR (extrapolated) = 26.9 W/kg

**SAR(1 g) = 13.5 W/kg; SAR(10 g) = 6.3 W/kg**

Maximum value of SAR (measured) = 20.2 W/kg



## System Check\_HSL2600\_20230110

### DUT: Dipole:2600 MHz;Type:D2600V2

Communication System: CW; Frequency: 2600 MHz;Duty Cycle: 1:1

Medium: HSL2600\_0110 Medium parameters used:  $f = 2600$  MHz;  $\sigma = 2.056$  S/m;  $\epsilon_r = 37.575$ ;  $\rho = 1000$  kg/m<sup>3</sup>

Ambient Temperature : 23.4°C; Liquid Temperature : 22.5°C

#### DASY5 Configuration:

- Probe: EX3DV4 - SN3873; ConvF(7.47, 7.47, 7.47) @ 2600 MHz; Calibrated: 2022/8/31
- Sensor-Surface: 2mm (Mechanical Surface Detection)
- Electronics: DAE4 Sn1389; Calibrated: 2022/11/9
- Phantom: SAM (30deg probe tilt) with CRP v5.0; Type: QD000P40CD; Serial: TP:1781
- Measurement SW: DASY52, Version 52.10 (4); SEMCAD X Version 14.6.14 (7483)

**Pin=250mW/Area Scan (61x81x1):** Interpolated grid: dx=1.200 mm, dy=1.200 mm  
Maximum value of SAR (interpolated) = 21.3 W/kg

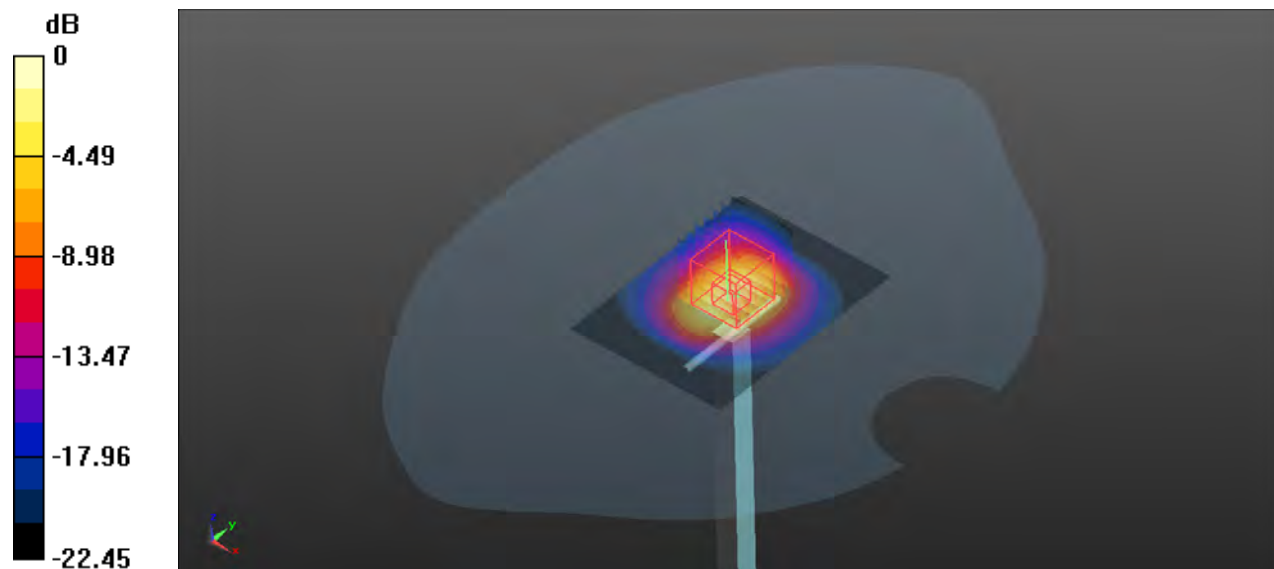
**Pin=250mW/Zoom Scan (7x7x7)/Cube 0:** Measurement grid: dx=5mm, dy=5mm, dz=5mm

Reference Value = 104.6 V/m; Power Drift = 0.08 dB

Peak SAR (extrapolated) = 24.1 W/kg

**SAR(1 g) = 13.9 W/kg; SAR(10 g) = 6.34 W/kg**

Maximum value of SAR (measured) = 20.2 W/kg



0 dB = 20.2 W/kg

## System Check\_HSL3500\_20221210

**DUT: Dipole:3500 MHzV2;Type:D3500V2**

Communication System: CW; Frequency: 3500 MHz; Duty Cycle: 1:1

Medium: HSL3500\_1210 Medium parameters used:  $f = 3500$  MHz;  $\sigma = 3.012$  S/m;  $\epsilon_r = 39.721$ ;  $\rho = 1000$  kg/m<sup>3</sup>

Ambient Temperature : 23.2°C; Liquid Temperature : 22.2°C

DASY5 Configuration:

- Probe: EX3DV4 - SN3873; ConvF(6.77, 6.77, 6.77) @ 3500 MHz; Calibrated: 2022/8/31
- Sensor-Surface: 2mm (Mechanical Surface Detection)
- Electronics: DAE4 Sn1389; Calibrated: 2022/11/9
- Phantom: SAM (30deg probe tilt) with CRP v5.0; Type: QD000P40CD; Serial: TP:1781
- Measurement SW: DASY52, Version 52.10 (4); SEMCAD X Version 14.6.14 (7483)


**Pin=100mW/Area Scan (101x101x1):** Interpolated grid: dx=1.000 mm, dy=1.000 mm  
Maximum value of SAR (interpolated) = 12.6 W/kg

**Pin=100mW/Zoom Scan (7x7x12)/Cube 0:** Measurement grid: dx=4mm, dy=4mm, dz=2mm  
Reference Value = 59.21 V/m; Power Drift = 0.03 dB

Peak SAR (extrapolated) = 16.9 W/kg

**SAR(1 g) = 6.49 W/kg; SAR(10 g) = 2.47 W/kg**

Maximum value of SAR (measured) = 12.5 W/kg



## System Check\_HSL3500\_20221219

**DUT: Dipole:3500 MHzV2;Type:D3500V2**

Communication System: CW; Frequency: 3500 MHz;Duty Cycle: 1:1

Medium: HSL3500\_1219 Medium parameters used:  $f = 3500$  MHz;  $\sigma = 3.013$  S/m;  $\epsilon_r = 39.686$ ;  $\rho = 1000$  kg/m<sup>3</sup>


Ambient Temperature : 23.6°C; Liquid Temperature : 22.3°C

DASY5 Configuration:

- Probe: EX3DV4 - SN3873; ConvF(6.77, 6.77, 6.77) @ 3500 MHz; Calibrated: 2022/8/31
- Sensor-Surface: 2mm (Mechanical Surface Detection)
- Electronics: DAE4 Sn1389; Calibrated: 2022/11/9
- Phantom: SAM (30deg probe tilt) with CRP v5.0; Type: QD000P40CD; Serial: TP:1781
- Measurement SW: DASY52, Version 52.10 (4); SEMCAD X Version 14.6.14 (7483)

**Pin=100mW/Area Scan (101x101x1):** Interpolated grid: dx=1.000 mm, dy=1.000 mm  
Maximum value of SAR (interpolated) = 12.6 W/kg

**Pin=100mW/Zoom Scan (7x7x12)/Cube 0:** Measurement grid: dx=4mm, dy=4mm, dz=2mm  
Reference Value = 60.06 V/m; Power Drift = 0.14 dB  
Peak SAR (extrapolated) = 16.8 W/kg  
**SAR(1 g) = 6.43 W/kg; SAR(10 g) = 2.46 W/kg**  
Maximum value of SAR (measured) = 12.6 W/kg



0 dB = 12.6 W/kg

## System Check\_HSL3500\_20230106

**DUT: Dipole:3500 MHzV2;Type:D3500V2**

Communication System: CW; Frequency: 3500 MHz; Duty Cycle: 1:1

Medium: HSL3500\_0106 Medium parameters used:  $f = 3500$  MHz;  $\sigma = 3.014$  S/m;  $\epsilon_r = 39.693$ ;  $\rho = 1000$  kg/m<sup>3</sup>

Ambient Temperature : 23.6°C; Liquid Temperature : 22.6°C

DASY5 Configuration:

- Probe: EX3DV4 - SN3873; ConvF(6.77, 6.77, 6.77) @ 3500 MHz; Calibrated: 2022/8/31
- Sensor-Surface: 2mm (Mechanical Surface Detection)
- Electronics: DAE4 Sn1389; Calibrated: 2022/11/9
- Phantom: SAM (30deg probe tilt) with CRP v5.0; Type: QD000P40CD; Serial: TP:1781
- Measurement SW: DASY52, Version 52.10 (4); SEMCAD X Version 14.6.14 (7483)

**Pin=100mW/Area Scan (91x91x1):** Interpolated grid: dx=1.000 mm, dy=1.000 mm

Maximum value of SAR (interpolated) = 12.9 W/kg

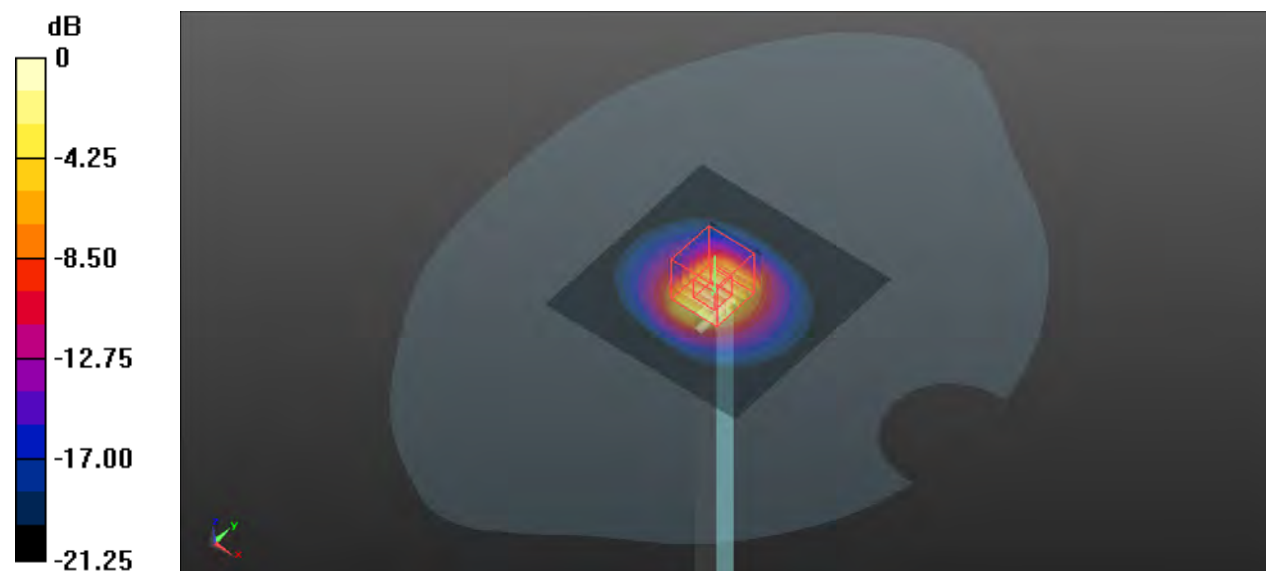
**Pin=100mW/Zoom Scan (7x7x11)/Cube 0:** Measurement grid: dx=4mm, dy=4mm, dz=2mm

Reference Value = 63.32 V/m; Power Drift = -0.01 dB

Peak SAR (extrapolated) = 17.0 W/kg

**SAR(1 g) = 6.77 W/kg; SAR(10 g) = 2.63 W/kg**

Maximum value of SAR (measured) = 12.9 W/kg



0 dB = 12.9 W/kg



## System Check\_HSL3500\_20230111

**DUT: Dipole:3500 MHz;Type:D3500V2**

Communication System: CW; Frequency: 3500 MHz;Duty Cycle: 1:1

Medium: HSL3500\_0111 Medium parameters used:  $f = 3500$  MHz;  $\sigma = 3.022$  S/m;  $\epsilon_r = 39.77$ ;  $\rho = 1000$  kg/m<sup>3</sup>

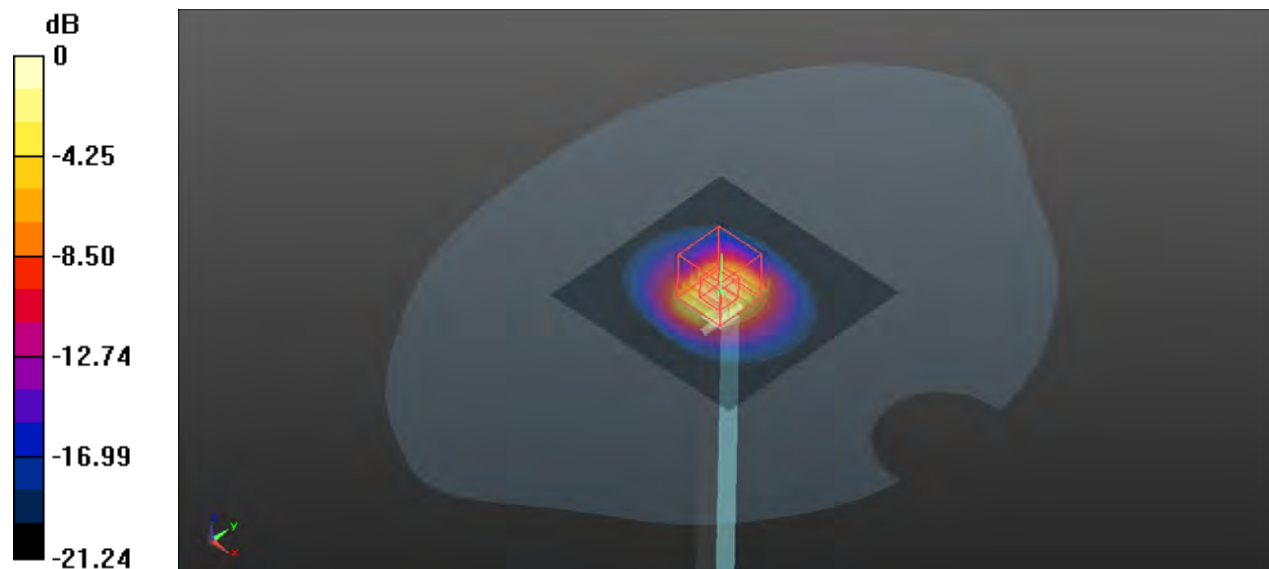
Ambient Temperature : 23.5°C; Liquid Temperature : 22.1°C

DASY5 Configuration:

- Probe: EX3DV4 - SN3873; ConvF(6.77, 6.77, 6.77) @ 3500 MHz; Calibrated: 2022/8/31
- Sensor-Surface: 2mm (Mechanical Surface Detection)
- Electronics: DAE4 Sn1389; Calibrated: 2022/11/9
- Phantom: SAM (30deg probe tilt) with CRP v5.0; Type: QD000P40CD; Serial: TP:1781
- Measurement SW: DASY52, Version 52.10 (4); SEMCAD X Version 14.6.14 (7483)

**Pin=100mW/Area Scan (91x91x1):** Interpolated grid: dx=1.000 mm, dy=1.000 mm  
Maximum value of SAR (interpolated) = 13.0 W/kg

**Pin=100mW/Zoom Scan (7x7x11)/Cube 0:** Measurement grid: dx=4mm, dy=4mm, dz=2mm  
Reference Value = 65.11 V/m; Power Drift = 0.15 dB  
Peak SAR (extrapolated) = 17.4 W/kg  
**SAR(1 g) = 6.79 W/kg; SAR(10 g) = 2.64 W/kg**  
Maximum value of SAR (measured) = 13.1 W/kg



0 dB = 13.1 W/kg



## System Check\_HSL3500\_20230112

**DUT: Dipole:3500 MHz;Type:D3500V2**

Communication System: CW; Frequency: 3500 MHz;Duty Cycle: 1:1

Medium: HSL3500\_0112 Medium parameters used:  $f = 3500$  MHz;  $\sigma = 3.022$  S/m;  $\epsilon_r = 39.756$ ;  $\rho = 1000$  kg/m<sup>3</sup>

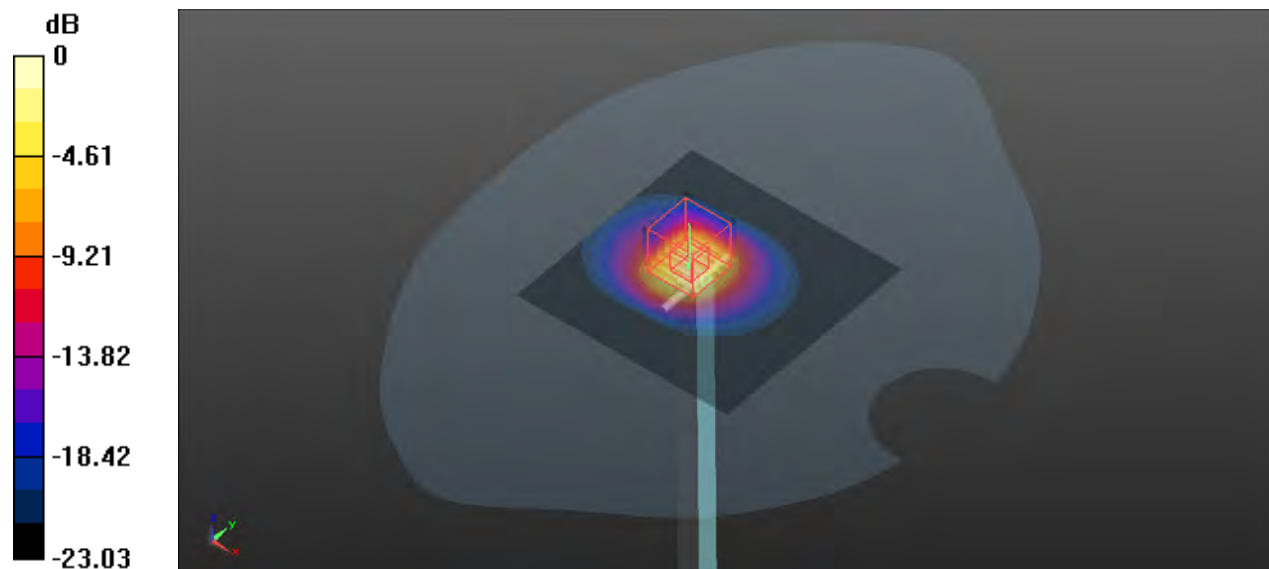
Ambient Temperature : 23.5°C; Liquid Temperature : 22.5°C

DASY5 Configuration:

- Probe: EX3DV4 - SN3873; ConvF(6.77, 6.77, 6.77) @ 3500 MHz; Calibrated: 2022/8/31
- Sensor-Surface: 2mm (Mechanical Surface Detection)
- Electronics: DAE4 Sn1389; Calibrated: 2022/11/9
- Phantom: SAM (30deg probe tilt) with CRP v5.0; Type: QD000P40CD; Serial: TP:1781
- Measurement SW: DASY52, Version 52.10 (4); SEMCAD X Version 14.6.14 (7483)

**Pin=100mW/Area Scan (101x101x1):** Interpolated grid: dx=1.000 mm, dy=1.000 mm  
Maximum value of SAR (interpolated) = 12.8 W/kg

**Pin=100mW/Zoom Scan (7x7x12)/Cube 0:** Measurement grid: dx=4mm, dy=4mm, dz=2mm  
Reference Value = 60.05 V/m; Power Drift = 0.09 dB  
Peak SAR (extrapolated) = 17.2 W/kg  
**SAR(1 g) = 6.51 W/kg; SAR(10 g) = 2.48 W/kg**  
Maximum value of SAR (measured) = 12.7 W/kg



0 dB = 12.7 W/kg

## System Check\_HSL3700\_20221210

**DUT: Dipole:3700 MHzV2;Type:D3700V2**

Communication System: CW; Frequency: 3700 MHz;Duty Cycle: 1:1

Medium: HSL3700\_1210 Medium parameters used:  $f = 3700$  MHz;  $\sigma = 3.004$  S/m;  $\epsilon_r = 39.288$ ;  $\rho = 1000$  kg/m<sup>3</sup>

Ambient Temperature : 23.3°C; Liquid Temperature : 22.5°C

DASY5 Configuration:

- Probe: EX3DV4 - SN3873; ConvF(6.61, 6.61, 6.61) @ 3700 MHz; Calibrated: 2022/8/31
- Sensor-Surface: 2mm (Mechanical Surface Detection)
- Electronics: DAE4 Sn1389; Calibrated: 2022/11/9
- Phantom: SAM (30deg probe tilt) with CRP v5.0; Type: QD000P40CD; Serial: TP:1781
- Measurement SW: DASY52, Version 52.10 (4); SEMCAD X Version 14.6.14 (7483)

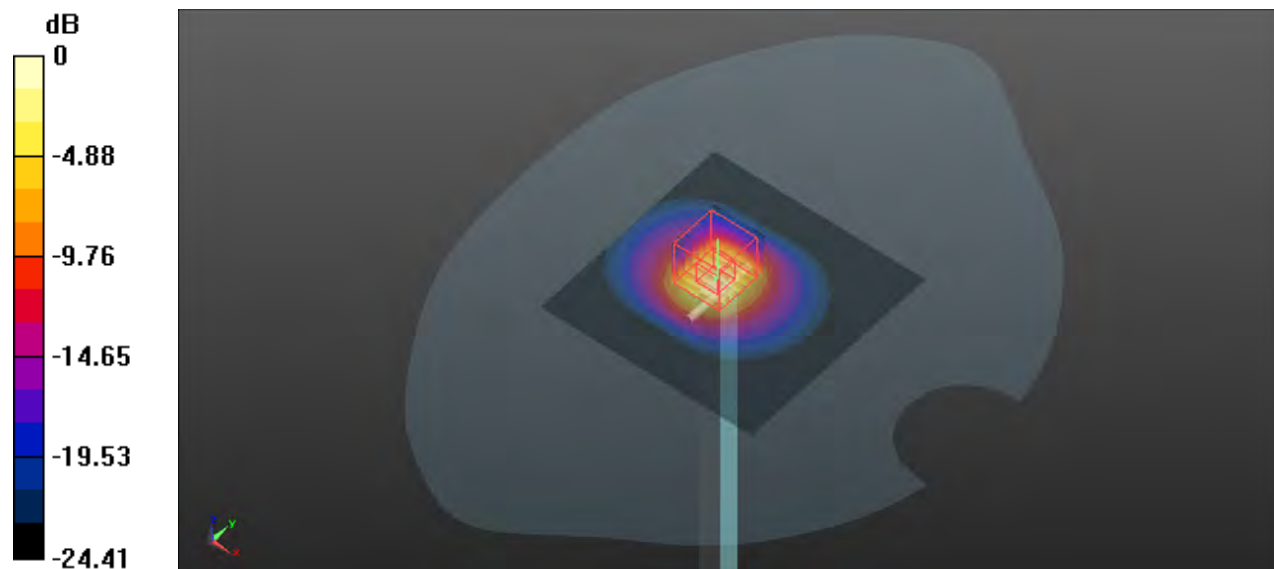
**Pin=100mW/Area Scan (101x101x1):** Interpolated grid: dx=1.000 mm, dy=1.000 mm  
Maximum value of SAR (interpolated) = 13.4 W/kg

**Pin=100mW/Zoom Scan (7x7x12)/Cube 0:** Measurement grid: dx=4mm, dy=4mm, dz=2mm  
Reference Value = 54.30 V/m; Power Drift = 0.04 dB

Peak SAR (extrapolated) = 18.3 W/kg

**SAR(1 g) = 6.71 W/kg; SAR(10 g) = 2.49 W/kg**

Maximum value of SAR (measured) = 13.4 W/kg



0 dB = 13.4 W/kg

## System Check\_HSL3700\_20221219

**DUT: Dipole:3700 MHzV2;Type:D3700V2**

Communication System: CW; Frequency: 3700 MHz;Duty Cycle: 1:1

Medium: HSL3700\_1219 Medium parameters used:  $f = 3700$  MHz;  $\sigma = 3.005$  S/m;  $\epsilon_r = 39.297$ ;  $\rho = 1000$  kg/m<sup>3</sup>

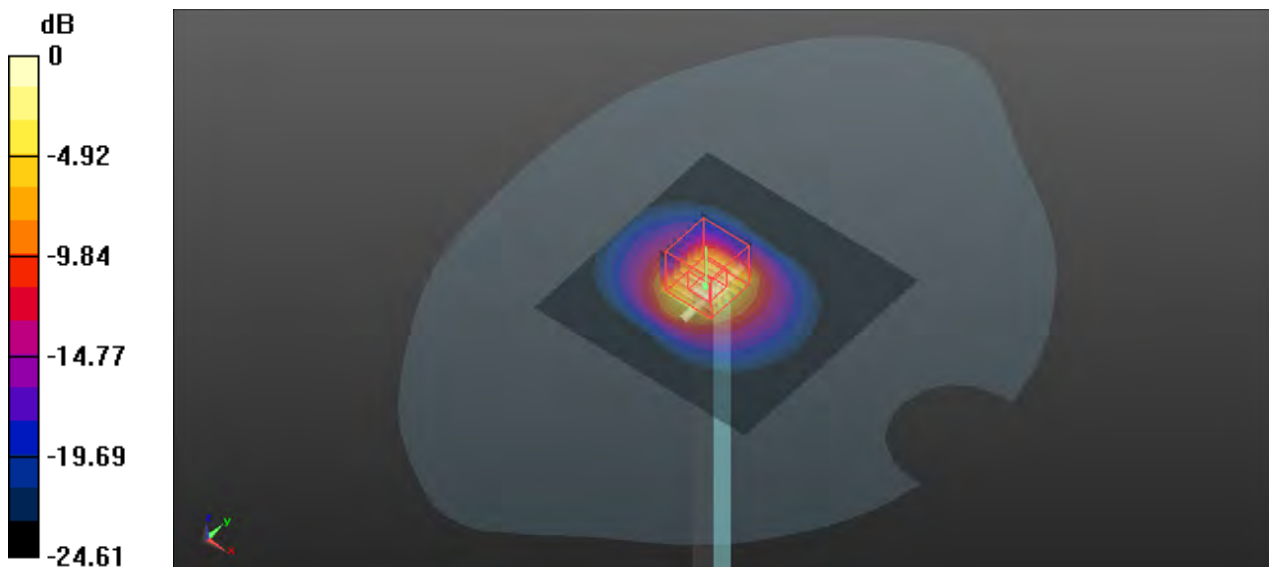
Ambient Temperature : 23.4°C; Liquid Temperature : 22.5°C

DASY5 Configuration:

- Probe: EX3DV4 - SN3873; ConvF(6.61, 6.61, 6.61) @ 3700 MHz; Calibrated: 2022/8/31
- Sensor-Surface: 2mm (Mechanical Surface Detection)
- Electronics: DAE4 Sn1389; Calibrated: 2022/11/9
- Phantom: SAM (30deg probe tilt) with CRP v5.0; Type: QD000P40CD; Serial: TP:1781
- Measurement SW: DASY52, Version 52.10 (4); SEMCAD X Version 14.6.14 (7483)

**Pin=100mW/Area Scan (101x101x1):** Interpolated grid: dx=1.000 mm, dy=1.000 mm  
Maximum value of SAR (interpolated) = 12.4 W/kg

**Pin=100mW/Zoom Scan (7x7x12)/Cube 0:** Measurement grid: dx=4mm, dy=4mm, dz=2mm  
Reference Value = 57.08 V/m; Power Drift = 0.04 dB  
Peak SAR (extrapolated) = 16.2 W/kg  
**SAR(1 g) = 6.27 W/kg; SAR(10 g) = 2.25 W/kg**  
Maximum value of SAR (measured) = 12.1 W/kg



0 dB = 12.1 W/kg

## System Check\_HSL3700\_20230106

**DUT: Dipole:3700 MHzV2;Type:D3700V2**

Communication System: CW; Frequency: 3700 MHz; Duty Cycle: 1:1

Medium: HSL3700\_0106 Medium parameters used:  $f = 3700$  MHz;  $\sigma = 3.004$  S/m;  $\epsilon_r = 39.29$ ;  $\rho = 1000$  kg/m<sup>3</sup>

Ambient Temperature : 23.8°C; Liquid Temperature : 22.7°C

DASY5 Configuration:

- Probe: EX3DV4 - SN3873; ConvF(6.61, 6.61, 6.61) @ 3700 MHz; Calibrated: 2022/8/31
- Sensor-Surface: 2mm (Mechanical Surface Detection)
- Electronics: DAE4 Sn1389; Calibrated: 2022/11/9
- Phantom: SAM (30deg probe tilt) with CRP v5.0; Type: QD000P40CD; Serial: TP:1781
- Measurement SW: DASY52, Version 52.10 (4); SEMCAD X Version 14.6.14 (7483)

**Pin=100mW/Area Scan (91x91x1):** Interpolated grid: dx=1.000 mm, dy=1.000 mm  
Maximum value of SAR (interpolated) = 13.6 W/kg

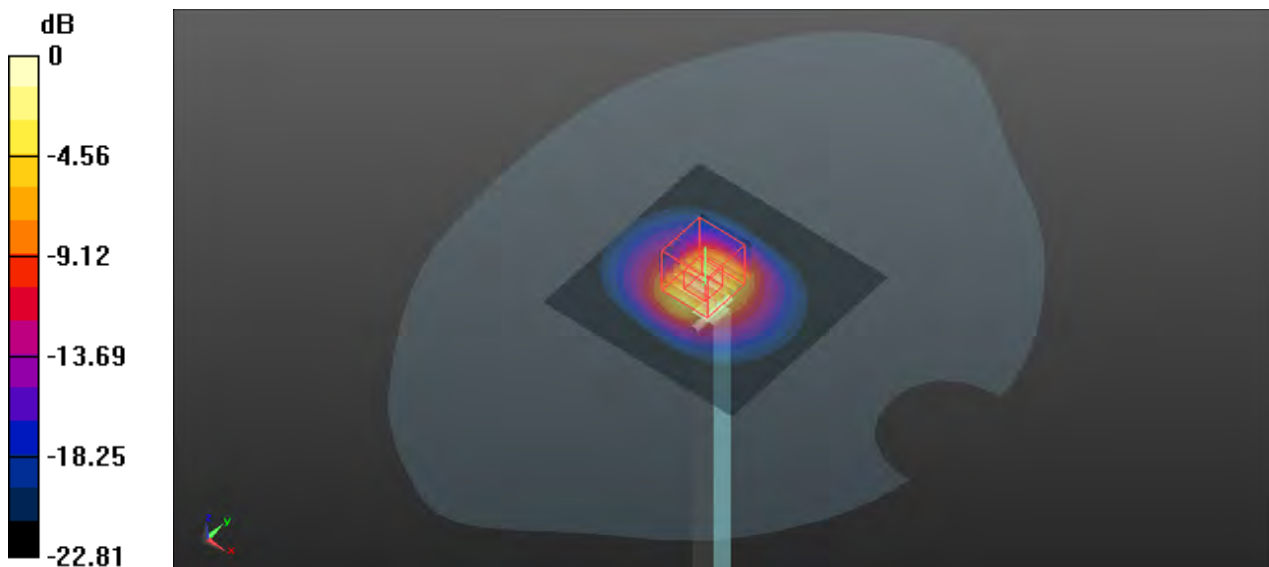
**Pin=100mW/Zoom Scan (7x7x11)/Cube 0:** Measurement grid: dx=4mm, dy=4mm, dz=2mm

Reference Value = 57.93 V/m; Power Drift = -0.07 dB

Peak SAR (extrapolated) = 18.3 W/kg

**SAR(1 g) = 6.61 W/kg; SAR(10 g) = 2.48 W/kg**

Maximum value of SAR (measured) = 13.2 W/kg



0 dB = 13.2 W/kg

## System Check\_HSL3700\_20230111

**DUT: Dipole:3700 MHz;Type:D3700V2**

Communication System: CW; Frequency: 3700 MHz;Duty Cycle: 1:1

Medium: HSL3700\_0111 Medium parameters used:  $f = 3700$  MHz;  $\sigma = 3.005$  S/m;  $\epsilon_r = 39.297$ ;  $\rho = 1000$  kg/m<sup>3</sup>

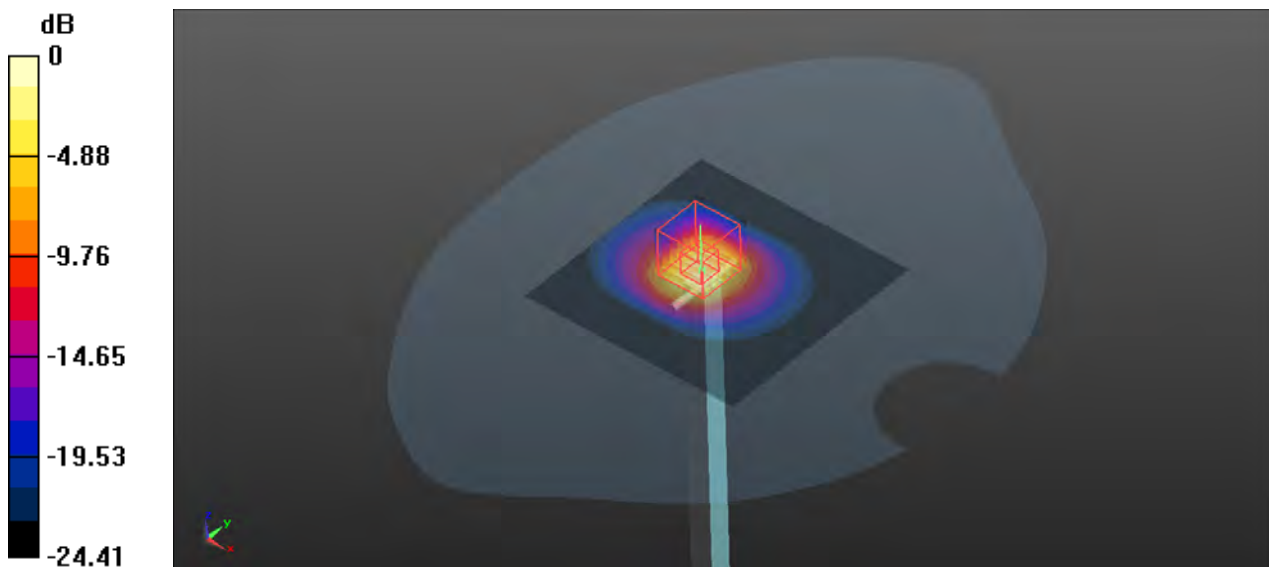
Ambient Temperature : 23.7°C; Liquid Temperature : 22.6°C

DASY5 Configuration:

- Probe: EX3DV4 - SN3873; ConvF(6.61, 6.61, 6.61) @ 3700 MHz; Calibrated: 2022/8/31
- Sensor-Surface: 2mm (Mechanical Surface Detection)
- Electronics: DAE4 Sn1389; Calibrated: 2022/11/9
- Phantom: SAM (30deg probe tilt) with CRP v5.0; Type: QD000P40CD; Serial: TP:1781
- Measurement SW: DASY52, Version 52.10 (4); SEMCAD X Version 14.6.14 (7483)

**Pin=100mW/Area Scan (101x101x1):** Interpolated grid: dx=1.000 mm, dy=1.000 mm  
Maximum value of SAR (interpolated) = 13.9 W/kg

**Pin=100mW/Zoom Scan (7x7x12)/Cube 0:** Measurement grid: dx=4mm, dy=4mm, dz=2mm  
Reference Value = 57.51 V/m; Power Drift = 0.08 dB  
Peak SAR (extrapolated) = 18.8 W/kg  
**SAR(1 g) = 6.75 W/kg; SAR(10 g) = 2.51 W/kg**  
Maximum value of SAR (measured) = 13.5 W/kg



0 dB = 13.5 W/kg

## System Check\_HSL3700\_20230112

**DUT: Dipole:3700 MHz;Type:D3700V2**

Communication System: CW; Frequency: 3700 MHz;Duty Cycle: 1:1

Medium: HSL3700\_0112 Medium parameters used:  $f = 3700$  MHz;  $\sigma = 3.005$  S/m;  $\epsilon_r = 39.292$ ;  $\rho = 1000$  kg/m<sup>3</sup>

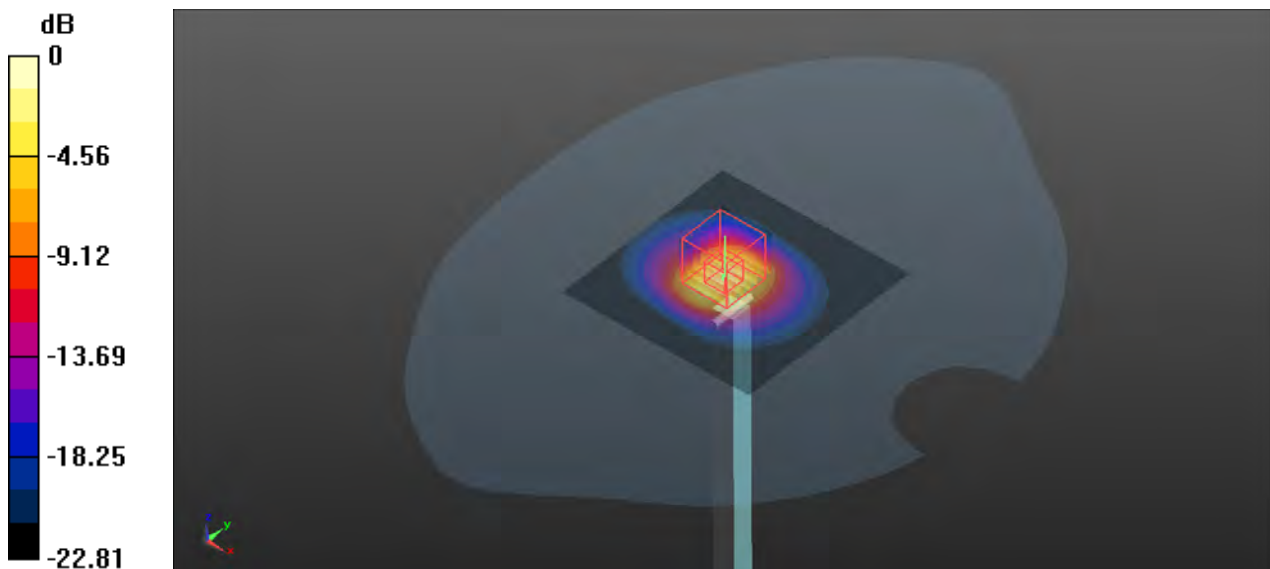
Ambient Temperature : 23.3°C; Liquid Temperature : 22.6°C

DASY5 Configuration:

- Probe: EX3DV4 - SN3873; ConvF(6.61, 6.61, 6.61) @ 3700 MHz; Calibrated: 2022/8/31
- Sensor-Surface: 2mm (Mechanical Surface Detection)
- Electronics: DAE4 Sn1389; Calibrated: 2022/11/9
- Phantom: SAM (30deg probe tilt) with CRP v5.0; Type: QD000P40CD; Serial: TP:1781
- Measurement SW: DASY52, Version 52.10 (4); SEMCAD X Version 14.6.14 (7483)

**Pin=100mW/Area Scan (91x91x1):** Interpolated grid: dx=1.000 mm, dy=1.000 mm  
Maximum value of SAR (interpolated) = 13.9 W/kg

**Pin=100mW/Zoom Scan (7x7x11)/Cube 0:** Measurement grid: dx=4mm, dy=4mm, dz=2mm  
Reference Value = 58.09 V/m; Power Drift = 0.11 dB  
Peak SAR (extrapolated) = 18.5 W/kg  
**SAR(1 g) = 6.67 W/kg; SAR(10 g) = 2.49 W/kg**  
Maximum value of SAR (measured) = 13.6 W/kg



0 dB = 13.6 W/kg

## System Check\_HSL3900\_20221210

**DUT: Dipole:3900 MHzV2;Type:D3900V2**

Communication System: CW; Frequency: 3900 MHz; Duty Cycle: 1:1

Medium: HSL3900\_1210 Medium parameters used:  $f = 3900$  MHz;  $\sigma = 3.207$  S/m;  $\epsilon_r = 38.996$ ;  $\rho = 1000$  kg/m<sup>3</sup>

Ambient Temperature : 23.5°C; Liquid Temperature : 22.6°C

DASY5 Configuration:

- Probe: EX3DV4 - SN3873; ConvF(6.21, 6.21, 6.21) @ 3900 MHz; Calibrated: 2022/8/31
- Sensor-Surface: 2mm (Mechanical Surface Detection)
- Electronics: DAE4 Sn1389; Calibrated: 2022/11/9
- Phantom: SAM (30deg probe tilt) with CRP v5.0; Type: QD000P40CD; Serial: TP:1781
- Measurement SW: DASY52, Version 52.10 (4); SEMCAD X Version 14.6.14 (7483)

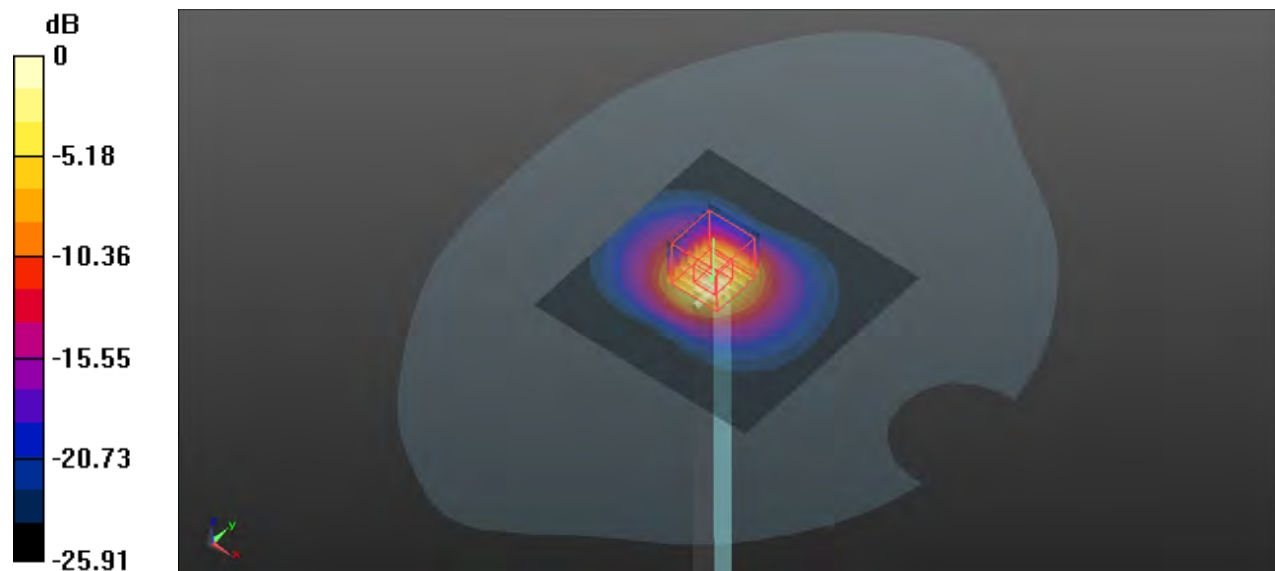
**Pin=100mW/Area Scan (101x101x1):** Interpolated grid: dx=1.000 mm, dy=1.000 mm  
Maximum value of SAR (interpolated) = 12.9 W/kg

**Pin=100mW/Zoom Scan (7x7x12)/Cube 0:** Measurement grid: dx=4mm, dy=4mm, dz=2mm  
Reference Value = 55.34 V/m; Power Drift = 0.12 dB

Peak SAR (extrapolated) = 17.8 W/kg

**SAR(1 g) = 6.32 W/kg; SAR(10 g) = 2.22 W/kg**

Maximum value of SAR (measured) = 12.7 W/kg



0 dB = 12.7 W/kg



## System Check\_HSL3900\_20221219

**DUT: Dipole:3900 MHzV2;Type:D3900V2**

Communication System: CW; Frequency: 3900 MHz; Duty Cycle: 1:1

Medium: HSL3700\_1219 Medium parameters used:  $f = 3900$  MHz;  $\sigma = 3.207$  S/m;  $\epsilon_r = 39.004$ ;  $\rho = 1000$  kg/m<sup>3</sup>

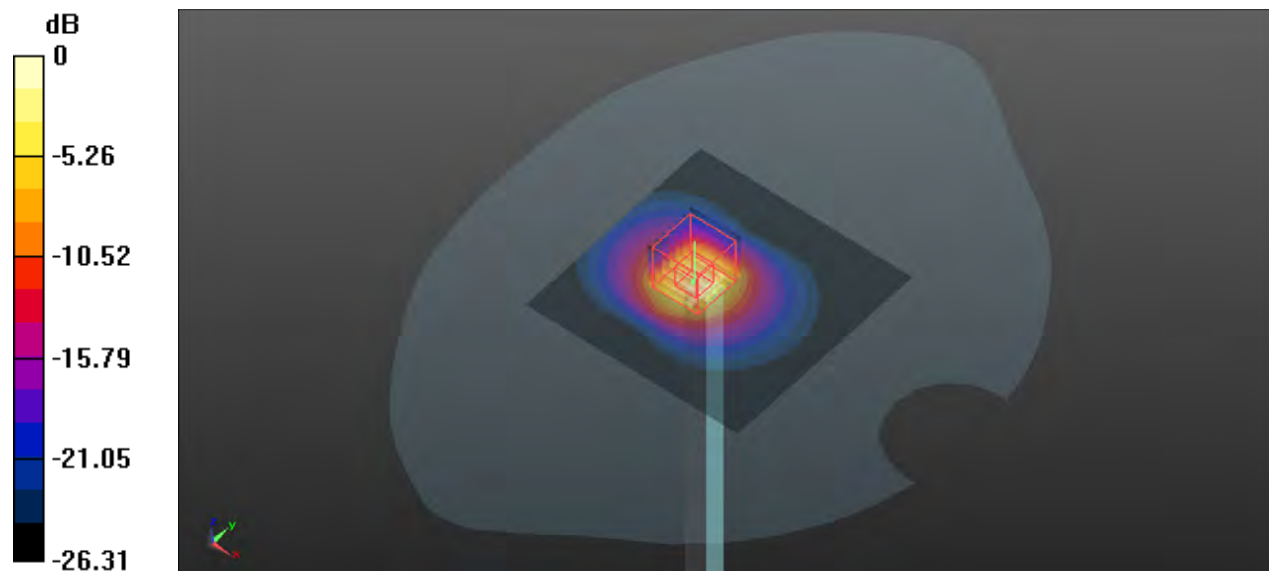
Ambient Temperature : 23.4°C; Liquid Temperature : 22.3°C

DASY5 Configuration:

- Probe: EX3DV4 - SN3873; ConvF(6.21, 6.21, 6.21) @ 3900 MHz; Calibrated: 2022/8/31
- Sensor-Surface: 2mm (Mechanical Surface Detection)
- Electronics: DAE4 Sn1389; Calibrated: 2022/11/9
- Phantom: SAM (30deg probe tilt) with CRP v5.0; Type: QD000P40CD; Serial: TP:1781
- Measurement SW: DASY52, Version 52.10 (4); SEMCAD X Version 14.6.14 (7483)

**Pin=100mW/Area Scan (101x101x1):** Interpolated grid: dx=1.000 mm, dy=1.000 mm  
Maximum value of SAR (interpolated) = 13.6 W/kg

**Pin=100mW/Zoom Scan (7x7x12)/Cube 0:** Measurement grid: dx=4mm, dy=4mm, dz=2mm  
Reference Value = 60.04 V/m; Power Drift = 0.09 dB  
Peak SAR (extrapolated) = 18.5 W/kg  
**SAR(1 g) = 6.54 W/kg; SAR(10 g) = 2.31 W/kg**  
Maximum value of SAR (measured) = 13.6 W/kg



0 dB = 13.6 W/kg



## System Check\_HSL3900\_20230106

**DUT: Dipole:3900 MHzV2;Type:D3900V2**

Communication System: CW; Frequency: 3900 MHz; Duty Cycle: 1:1

Medium: HSL3900\_0106 Medium parameters used:  $f = 3900$  MHz;  $\sigma = 3.207$  S/m;  $\epsilon_r = 38.998$ ;  $\rho = 1000$  kg/m<sup>3</sup>

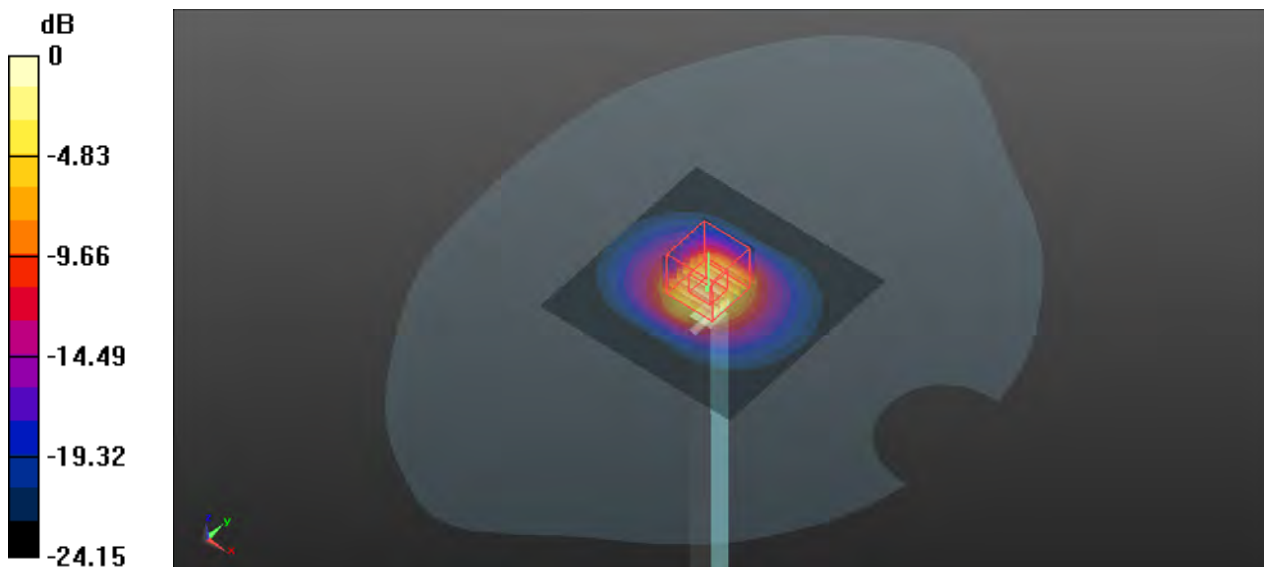
Ambient Temperature : 23.5°C; Liquid Temperature : 22.4°C

DASY5 Configuration:

- Probe: EX3DV4 - SN3873; ConvF(6.21, 6.21, 6.21) @ 3900 MHz; Calibrated: 2022/8/31
- Sensor-Surface: 2mm (Mechanical Surface Detection)
- Electronics: DAE4 Sn1389; Calibrated: 2022/11/9
- Phantom: SAM (30deg probe tilt) with CRP v5.0; Type: QD000P40CD; Serial: TP:1781
- Measurement SW: DASY52, Version 52.10 (4); SEMCAD X Version 14.6.14 (7483)

**Pin=100mW/Area Scan (91x91x1):** Interpolated grid: dx=1.000 mm, dy=1.000 mm  
Maximum value of SAR (interpolated) = 13.8 W/kg

**Pin=100mW/Zoom Scan (7x7x11)/Cube 0:** Measurement grid: dx=4mm, dy=4mm, dz=2mm  
Reference Value = 60.93 V/m; Power Drift = -0.01 dB  
Peak SAR (extrapolated) = 19.0 W/kg  
**SAR(1 g) = 6.68 W/kg; SAR(10 g) = 2.38 W/kg**  
Maximum value of SAR (measured) = 13.6 W/kg



0 dB = 13.6 W/kg

## System Check\_HSL3900\_20230111

**DUT: Dipole:3900 MHz;Type:D3900V2**

Communication System: CW; Frequency: 3900 MHz; Duty Cycle: 1:1

Medium: HSL3900\_0111 Medium parameters used:  $f = 3900$  MHz;  $\sigma = 3.207$  S/m;  $\epsilon_r = 39.003$ ;  $\rho = 1000$  kg/m<sup>3</sup>

Ambient Temperature : 23.4°C; Liquid Temperature : 22.5°C

DASY5 Configuration:

- Probe: EX3DV4 - SN3873; ConvF(6.21, 6.21, 6.21) @ 3900 MHz; Calibrated: 2022/8/31
- Sensor-Surface: 2mm (Mechanical Surface Detection)
- Electronics: DAE4 Sn1389; Calibrated: 2022/11/9
- Phantom: SAM (30deg probe tilt) with CRP v5.0; Type: QD000P40CD; Serial: TP:1781
- Measurement SW: DASY52, Version 52.10 (4); SEMCAD X Version 14.6.14 (7483)

**Pin=100mW/Area Scan (91x91x1):** Interpolated grid: dx=1.000 mm, dy=1.000 mm

Maximum value of SAR (interpolated) = 14.1 W/kg

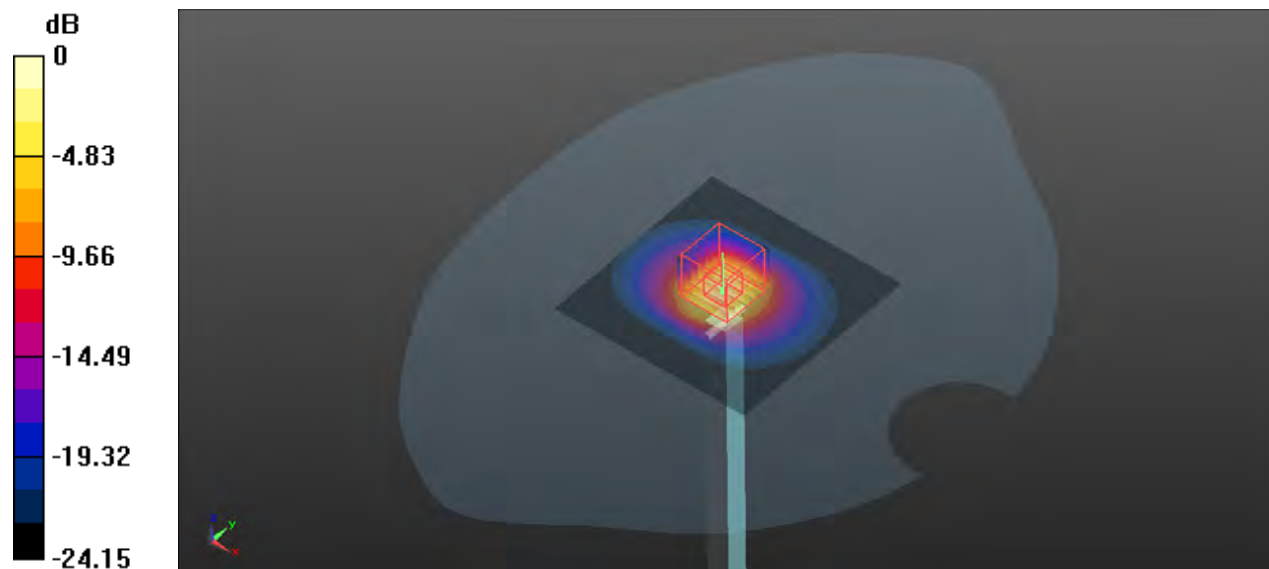
**Pin=100mW/Zoom Scan (7x7x11)/Cube 0:** Measurement grid: dx=4mm, dy=4mm, dz=2mm

Reference Value = 62.41 V/m; Power Drift = -0.07 dB

Peak SAR (extrapolated) = 19.0 W/kg

**SAR(1 g) = 6.72 W/kg; SAR(10 g) = 2.43 W/kg**

Maximum value of SAR (measured) = 13.9 W/kg



0 dB = 13.9 W/kg

## System Check\_HSL3900\_20230112

### DUT: Dipole:3900 MHz;Type:D3900V2

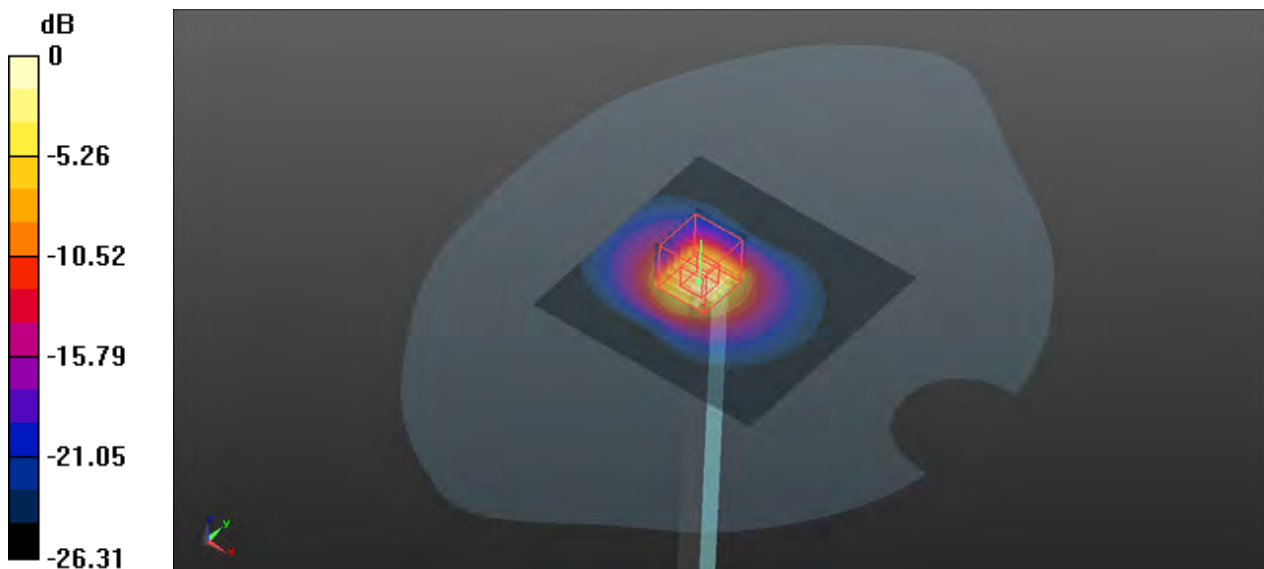
Communication System: CW; Frequency: 3900 MHz;Duty Cycle: 1:1  
Medium: HSL3700\_0112 Medium parameters used:  $f = 3900$  MHz;  $\sigma = 3.207$  S/m;  $\epsilon_r = 38.999$ ;  $\rho = 1000$  kg/m<sup>3</sup>  
Ambient Temperature : 23.5°C; Liquid Temperature : 22.3°C

#### DASY5 Configuration:

- Probe: EX3DV4 - SN3873; ConvF(6.21, 6.21, 6.21) @ 3900 MHz; Calibrated: 2022/8/31
- Sensor-Surface: 2mm (Mechanical Surface Detection)
- Electronics: DAE4 Sn1389; Calibrated: 2022/11/9
- Phantom: SAM (30deg probe tilt) with CRP v5.0; Type: QD000P40CD; Serial: TP:1781
- Measurement SW: DASY52, Version 52.10 (4); SEMCAD X Version 14.6.14 (7483)

**Pin=100mW/Area Scan (101x101x1):** Interpolated grid: dx=1.000 mm, dy=1.000 mm  
Maximum value of SAR (interpolated) = 13.9 W/kg

**Pin=100mW/Zoom Scan (7x7x12)/Cube 0:** Measurement grid: dx=4mm, dy=4mm, dz=2mm  
Reference Value = 62.11 V/m; Power Drift = -0.01 dB  
Peak SAR (extrapolated) = 18.7 W/kg  
**SAR(1 g) = 6.59 W/kg; SAR(10 g) = 2.35 W/kg**  
Maximum value of SAR (measured) = 13.8 W/kg



0 dB = 13.8 W/kg

## System Check\_HSL5250\_20221201

### DUT: Dipole 5GHzV2;Type:D5GHzV2

Communication System: CW; Frequency: 5250 MHz;Duty Cycle: 1:1

Medium: HSL5G\_1201 Medium parameters used:  $f = 5250$  MHz;  $\sigma = 4.725$  S/m;  $\epsilon_r = 36.522$ ;  $\rho = 1000$  kg/m<sup>3</sup>

Ambient Temperature : 23.1°C; Liquid Temperature : 22.2°C

#### DASY5 Configuration:

- Probe: EX3DV4 - SN3873; ConvF(4.75, 4.75, 4.75) @ 5250 MHz; Calibrated: 2022/8/31
- Sensor-Surface: 2mm (Mechanical Surface Detection)
- Electronics: DAE4 Sn1389; Calibrated: 2022/11/9
- Phantom: SAM (30deg probe tilt) with CRP v5.0; Type: QD000P40CD; Serial: TP:1781
- Measurement SW: DASY52, Version 52.10 (4); SEMCAD X Version 14.6.14 (7483)

**Pin=100mW/Area Scan (91x91x1):** Interpolated grid: dx=1.000 mm, dy=1.000 mm

Maximum value of SAR (interpolated) = 14.8 W/kg

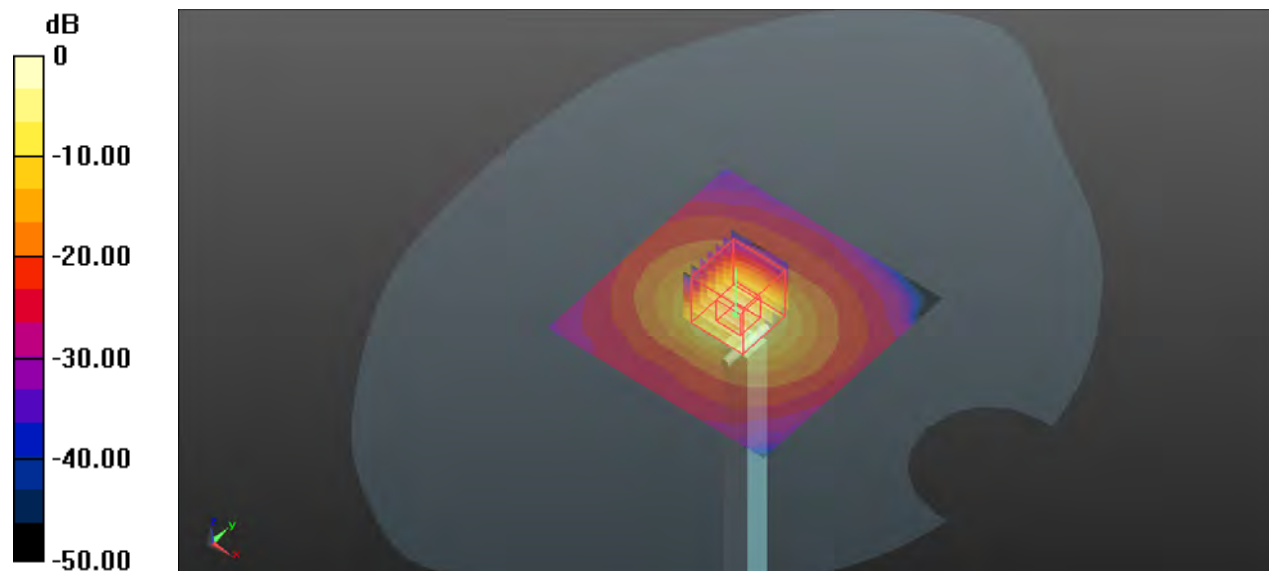
**Pin=100mW/Zoom Scan (7x7x12)/Cube 0:** Measurement grid: dx=4mm, dy=4mm, dz=2mm

Reference Value = 55.15 V/m; Power Drift = 0.01 dB

Peak SAR (extrapolated) = 29.0 W/kg

**SAR(1 g) = 7.46 W/kg; SAR(10 g) = 2.15 W/kg**

Maximum value of SAR (measured) = 15.2 W/kg



0 dB = 15.2 W/kg

## System Check\_HSL5250\_20221212

### DUT: Dipole 5GHzV2;Type:D5GHzV2

Communication System: CW; Frequency: 5250 MHz;Duty Cycle: 1:1

Medium: HSL5G\_1212 Medium parameters used:  $f = 5250$  MHz;  $\sigma = 4.591$  S/m;  $\epsilon_r = 36.753$ ;  $\rho = 1000$  kg/m<sup>3</sup>

Ambient Temperature : 23.3°C; Liquid Temperature : 22.2°C

DASY5 Configuration:

- Probe: EX3DV4 - SN3873; ConvF(4.75, 4.75, 4.75) @ 5250 MHz; Calibrated: 2022/8/31
- Sensor-Surface: 2mm (Mechanical Surface Detection)
- Electronics: DAE4 Sn1389; Calibrated: 2022/11/9
- Phantom: SAM (30deg probe tilt) with CRP v5.0; Type: QD000P40CD; Serial: TP:1781
- Measurement SW: DASY52, Version 52.10 (4); SEMCAD X Version 14.6.14 (7483)

**Pin=100mW/Area Scan (91x91x1):** Interpolated grid: dx=1.000 mm, dy=1.000 mm

Maximum value of SAR (interpolated) = 16.3 W/kg

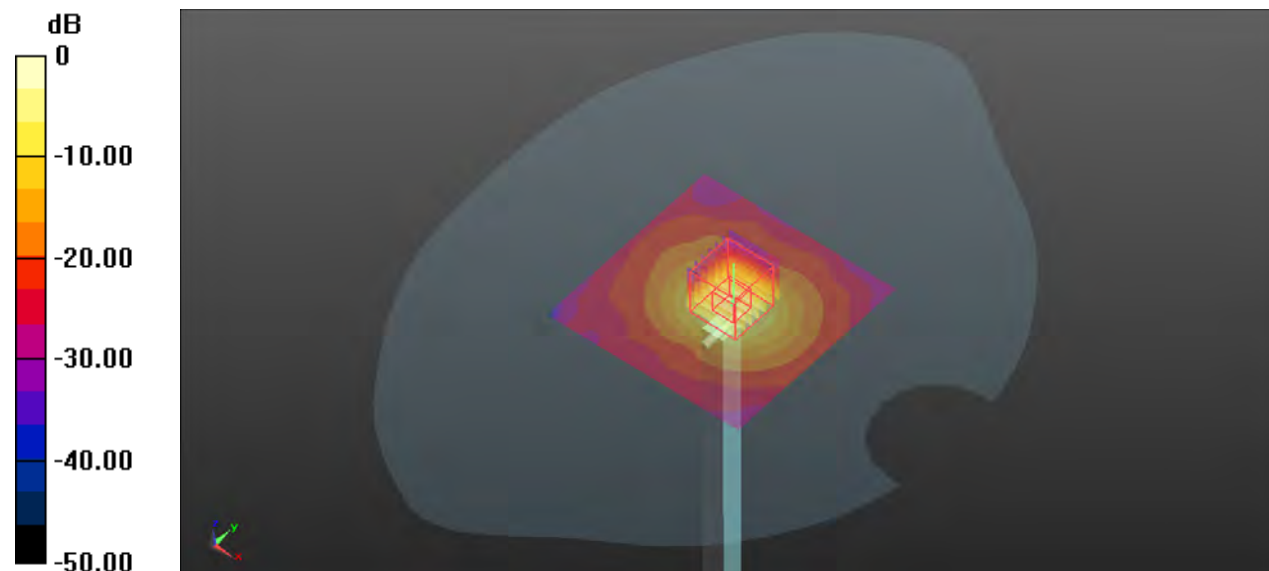
**Pin=100mW/Zoom Scan (7x7x12)/Cube 0:** Measurement grid: dx=4mm, dy=4mm, dz=2mm

Reference Value = 56.52 V/m; Power Drift = -0.02 dB

Peak SAR (extrapolated) = 31.3 W/kg

**SAR(1 g) = 7.42 W/kg; SAR(10 g) = 2.12 W/kg**

Maximum value of SAR (measured) = 14.7 W/kg



0 dB = 14.7 W/kg

## System Check\_HSL5250\_20221220

### DUT: Dipole 5GHzV2;Type:D5GHzV2

Communication System: CW; Frequency: 5250 MHz;Duty Cycle: 1:1

Medium: HSL5G\_1220 Medium parameters used:  $f = 5250$  MHz;  $\sigma = 4.703$  S/m;  $\epsilon_r = 36.115$ ;  $\rho = 1000$  kg/m<sup>3</sup>

Ambient Temperature : 23.5°C; Liquid Temperature : 22.6°C

#### DASY5 Configuration:

- Probe: EX3DV4 - SN3873; ConvF(4.75, 4.75, 4.75) @ 5250 MHz; Calibrated: 2022/8/31
- Sensor-Surface: 2mm (Mechanical Surface Detection)
- Electronics: DAE4 Sn1389; Calibrated: 2022/11/9
- Phantom: SAM (30deg probe tilt) with CRP v5.0; Type: QD000P40CD; Serial: TP:1781
- Measurement SW: DASY52, Version 52.10 (4); SEMCAD X Version 14.6.14 (7483)

**Pin=100mW/Area Scan (91x91x1):** Interpolated grid: dx=1.000 mm, dy=1.000 mm

Maximum value of SAR (interpolated) = 16.7 W/kg

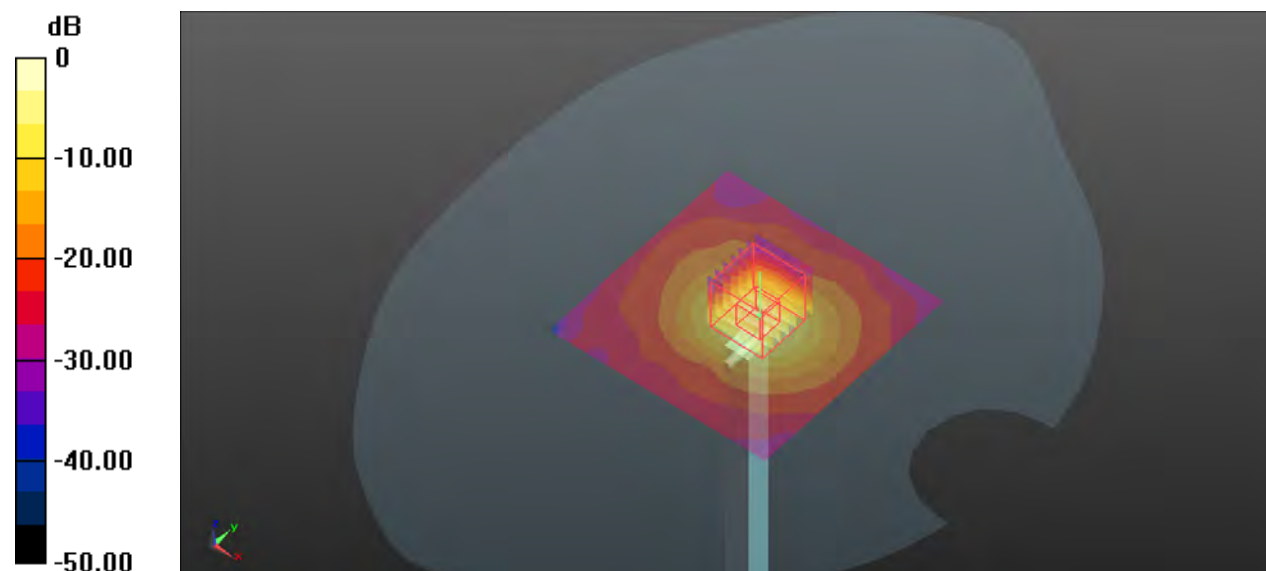
**Pin=100mW/Zoom Scan (7x7x12)/Cube 0:** Measurement grid: dx=4mm, dy=4mm, dz=2mm

Reference Value = 55.21 V/m; Power Drift = 0.16 dB

Peak SAR (extrapolated) = 32.1 W/kg

**SAR(1 g) = 7.6 W/kg; SAR(10 g) = 2.17 W/kg**

Maximum value of SAR (measured) = 15.0 W/kg



0 dB = 15.0 W/kg

## System Check\_HSL5600\_20221202

### DUT: Dipole 5GHzV2;Type:D5GHzV2

Communication System: CW; Frequency: 5600 MHz;Duty Cycle: 1:1

Medium: HSL5G\_1202 Medium parameters used:  $f = 5600$  MHz;  $\sigma = 5.155$  S/m;  $\epsilon_r = 35.916$ ;  $\rho = 1000$  kg/m<sup>3</sup>

Ambient Temperature : 23.4°C; Liquid Temperature : 22.6°C

#### DASY5 Configuration:

- Probe: EX3DV4 - SN3873; ConvF(4.47, 4.47, 4.47) @ 5600 MHz; Calibrated: 2022/8/31
- Sensor-Surface: 2mm (Mechanical Surface Detection)
- Electronics: DAE4 Sn1389; Calibrated: 2022/11/9
- Phantom: SAM (30deg probe tilt) with CRP v5.0; Type: QD000P40CD; Serial: TP:1781
- Measurement SW: DASY52, Version 52.10 (4); SEMCAD X Version 14.6.14 (7483)

**Pin=100mW/Area Scan (91x91x1):** Interpolated grid: dx=1.000 mm, dy=1.000 mm

Maximum value of SAR (interpolated) = 14.3 W/kg

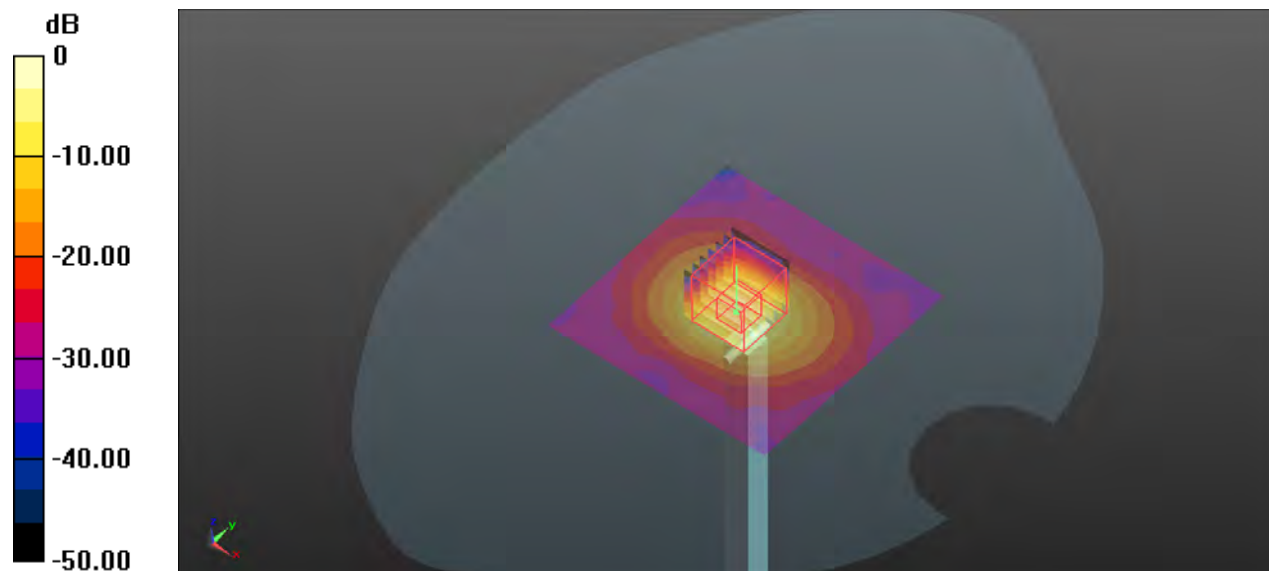
**Pin=100mW/Zoom Scan (7x7x12)/Cube 0:** Measurement grid: dx=4mm, dy=4mm, dz=2mm

Reference Value = 51.56 V/m; Power Drift = 0.17 dB

Peak SAR (extrapolated) = 31.5 W/kg

**SAR(1 g) = 7.51 W/kg; SAR(10 g) = 2.12 W/kg**

Maximum value of SAR (measured) = 15.6 W/kg



0 dB = 15.6 W/kg



## System Check\_HSL5600\_20221213

### DUT: Dipole 5GHzV2;Type:D5GHzV2

Communication System: CW; Frequency: 5600 MHz;Duty Cycle: 1:1

Medium: HSL5G\_1213 Medium parameters used:  $f = 5600$  MHz;  $\sigma = 4.986$  S/m;  $\epsilon_r = 36.112$ ;  $\rho = 1000$  kg/m<sup>3</sup>

Ambient Temperature : 23.1°C; Liquid Temperature : 22.1°C

#### DASY5 Configuration:

- Probe: EX3DV4 - SN3873; ConvF(4.47, 4.47, 4.47) @ 5600 MHz; Calibrated: 2022/8/31
- Sensor-Surface: 2mm (Mechanical Surface Detection)
- Electronics: DAE4 Sn1389; Calibrated: 2022/11/9
- Phantom: SAM (30deg probe tilt) with CRP v5.0; Type: QD000P40CD; Serial: TP:1781
- Measurement SW: DASY52, Version 52.10 (4); SEMCAD X Version 14.6.14 (7483)

**Pin=100mW/Area Scan (91x91x1):** Interpolated grid: dx=1.000 mm, dy=1.000 mm  
Maximum value of SAR (interpolated) = 16.5 W/kg

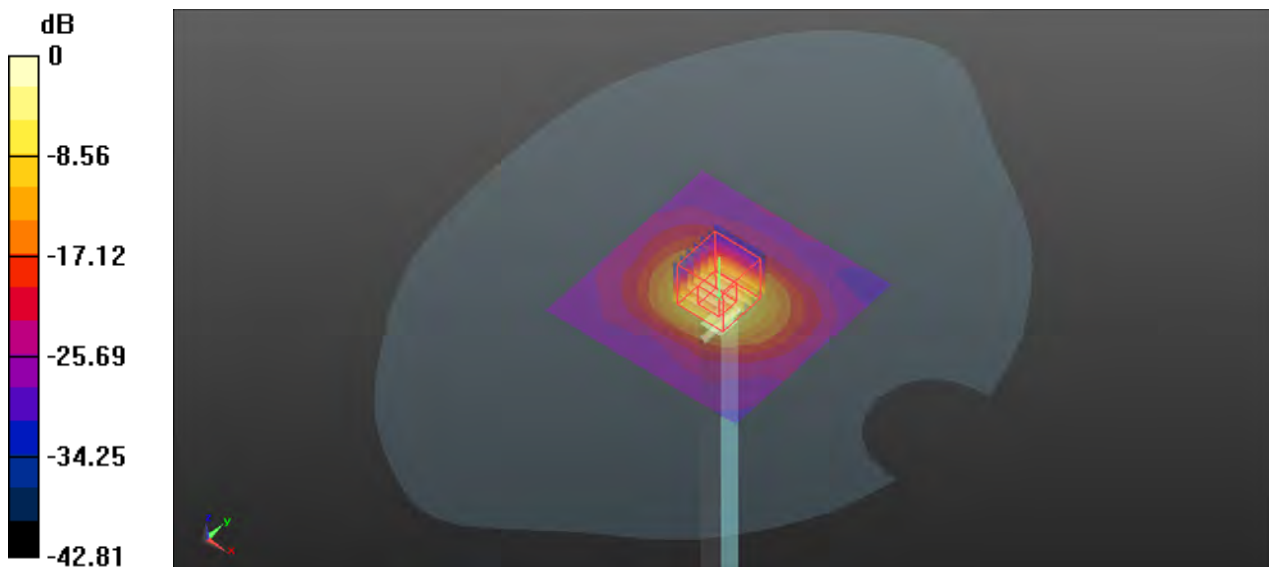
**Pin=100mW/Zoom Scan (7x7x12)/Cube 0:** Measurement grid: dx=4mm, dy=4mm, dz=2mm

Reference Value = 62.79 V/m; Power Drift = -0.09 dB

Peak SAR (extrapolated) = 32.1 W/kg

**SAR(1 g) = 7.59 W/kg; SAR(10 g) = 2.18 W/kg**

Maximum value of SAR (measured) = 16.3 W/kg



## System Check\_HSL5600\_20221221

### DUT: Dipole 5GHzV2;Type:D5GHzV2

Communication System: CW; Frequency: 5600 MHz;Duty Cycle: 1:1

Medium: HSL5G\_1221 Medium parameters used:  $f = 5600$  MHz;  $\sigma = 5.129$  S/m;  $\epsilon_r = 35.495$ ;  $\rho = 1000$  kg/m<sup>3</sup>

Ambient Temperature : 23.7°C; Liquid Temperature : 22.4°C

#### DASY5 Configuration:

- Probe: EX3DV4 - SN3873; ConvF(4.47, 4.47, 4.47) @ 5600 MHz; Calibrated: 2022/8/31
- Sensor-Surface: 2mm (Mechanical Surface Detection)
- Electronics: DAE4 Sn1389; Calibrated: 2022/11/9
- Phantom: SAM (30deg probe tilt) with CRP v5.0; Type: QD000P40CD; Serial: TP:1781
- Measurement SW: DASY52, Version 52.10 (4); SEMCAD X Version 14.6.14 (7483)

**Pin=100mW/Area Scan (91x91x1):** Interpolated grid: dx=1.000 mm, dy=1.000 mm

Maximum value of SAR (interpolated) = 15.2 W/kg

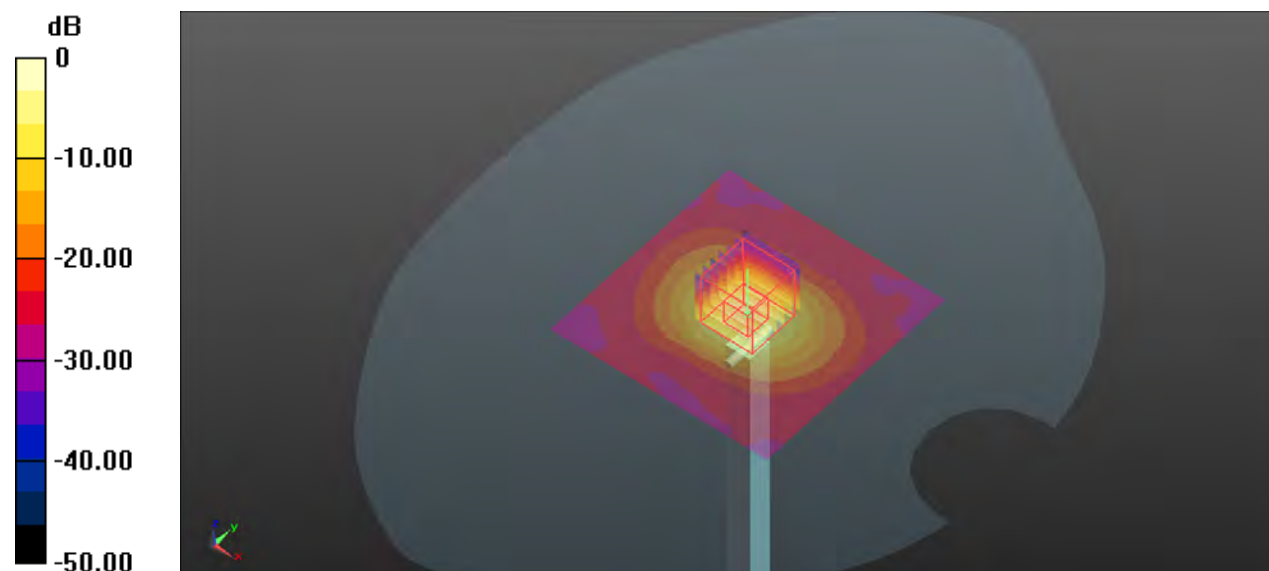
**Pin=100mW/Zoom Scan (7x7x12)/Cube 0:** Measurement grid: dx=4mm, dy=4mm, dz=2mm

Reference Value = 56.85 V/m; Power Drift = 0.03 dB

Peak SAR (extrapolated) = 30.3 W/kg

**SAR(1 g) = 7.65 W/kg; SAR(10 g) = 2.1 W/kg**

Maximum value of SAR (measured) = 15.3 W/kg



0 dB = 15.3 W/kg

## System Check\_HSL5800\_20221203

### DUT: Dipole 5GHzV2;Type:D5GHzV2

Communication System: CW; Frequency: 5800 MHz;Duty Cycle: 1:1

Medium: HSL5G\_1203 Medium parameters used:  $f = 5800$  MHz;  $\sigma = 5.387$  S/m;  $\epsilon_r = 35.545$ ;  $\rho = 1000$  kg/m<sup>3</sup>

Ambient Temperature : 23.5°C; Liquid Temperature : 22.3°C

#### DASY5 Configuration:

- Probe: EX3DV4 - SN3873; ConvF(4.48, 4.48, 4.48) @ 5800 MHz; Calibrated: 2022/8/31
- Sensor-Surface: 2mm (Mechanical Surface Detection)
- Electronics: DAE4 Sn1389; Calibrated: 2022/11/9
- Phantom: SAM (30deg probe tilt) with CRP v5.0; Type: QD000P40CD; Serial: TP:1781
- Measurement SW: DASY52, Version 52.10 (4); SEMCAD X Version 14.6.14 (7483)

**Pin=100mW/Area Scan (91x91x1):** Interpolated grid: dx=1.000 mm, dy=1.000 mm

Maximum value of SAR (interpolated) = 14.0 W/kg

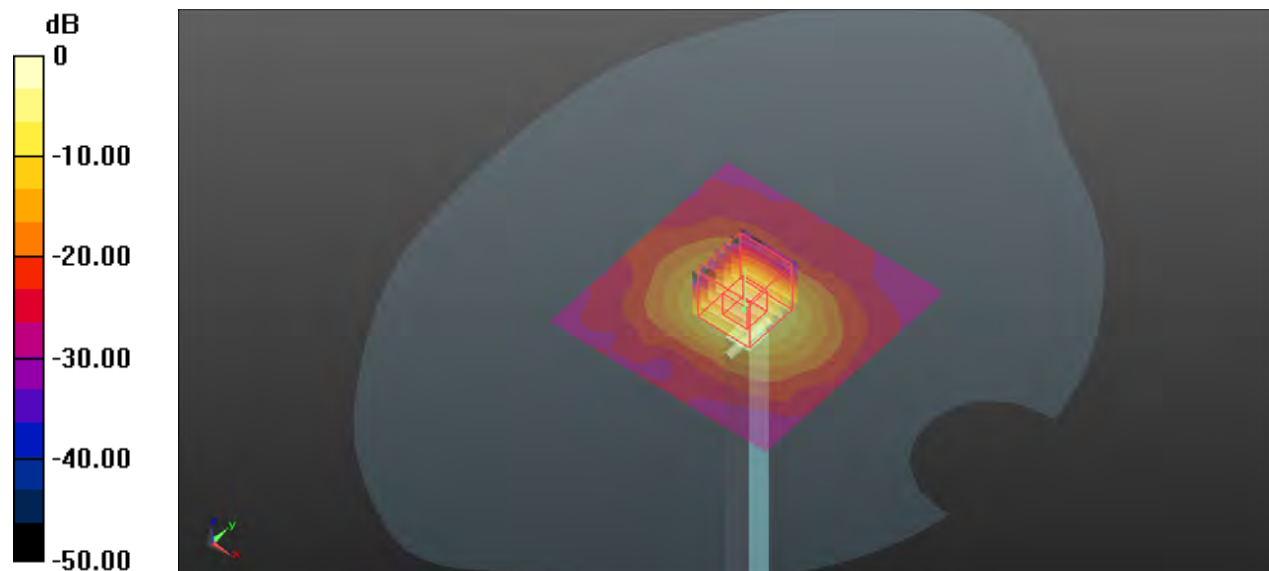
**Pin=100mW/Zoom Scan (7x7x11)/Cube 0:** Measurement grid: dx=4mm, dy=4mm, dz=2mm

Reference Value = 51.06 V/m; Power Drift = 0.03 dB

Peak SAR (extrapolated) = 29.6 W/kg

**SAR(1 g) = 7.23 W/kg; SAR(10 g) = 2.08 W/kg**

Maximum value of SAR (measured) = 14.3 W/kg



0 dB = 14.3 W/kg

## System Check\_HSL5800\_20221214

### DUT: Dipole 5GHzV2;Type:D5GHzV2

Communication System: CW; Frequency: 5800 MHz;Duty Cycle: 1:1

Medium: HSL5G\_1214 Medium parameters used:  $f = 5800$  MHz;  $\sigma = 5.206$  S/m;  $\epsilon_r = 35.773$ ;  $\rho = 1000$  kg/m<sup>3</sup>

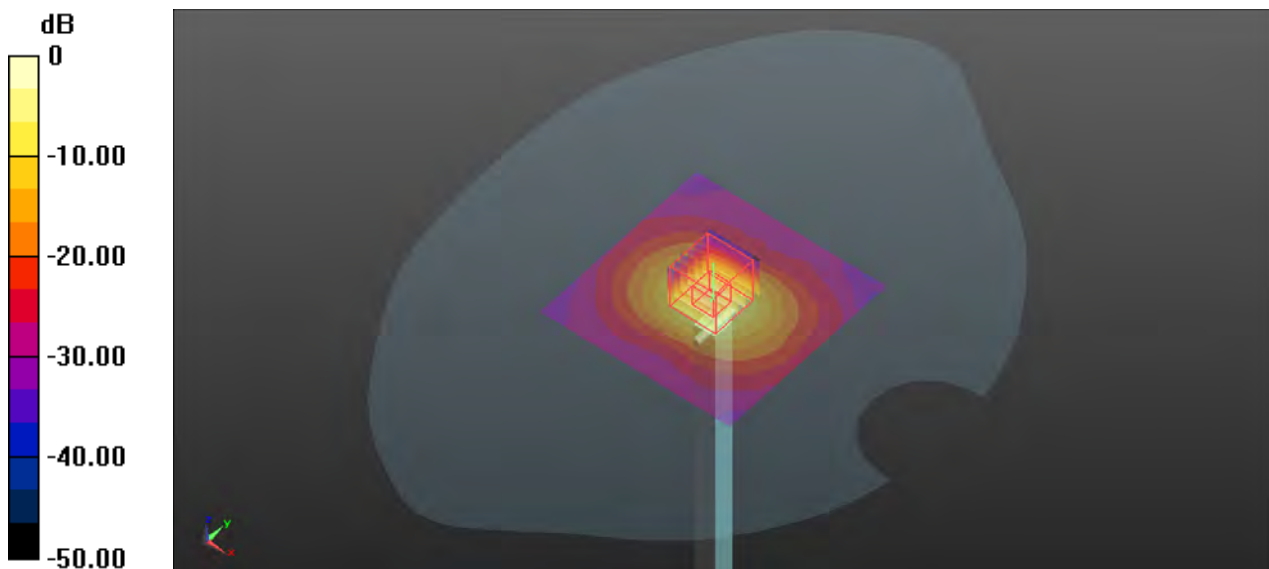
Ambient Temperature : 23.4°C; Liquid Temperature : 22.5°C

#### DASY5 Configuration:

- Probe: EX3DV4 - SN3873; ConvF(4.48, 4.48, 4.48) @ 5800 MHz; Calibrated: 2022/8/31
- Sensor-Surface: 2mm (Mechanical Surface Detection)
- Electronics: DAE4 Sn1389; Calibrated: 2022/11/9
- Phantom: SAM (30deg probe tilt) with CRP v5.0; Type: QD000P40CD; Serial: TP:1781
- Measurement SW: DASY52, Version 52.10 (4); SEMCAD X Version 14.6.14 (7483)

**Pin=100mW/Area Scan (91x91x1):** Interpolated grid: dx=1.000 mm, dy=1.000 mm  
Maximum value of SAR (interpolated) = 17.4 W/kg

**Pin=100mW/Zoom Scan (7x7x11)/Cube 0:** Measurement grid: dx=4mm, dy=4mm, dz=2mm  
Reference Value = 57.16 V/m; Power Drift = -0.05 dB  
Peak SAR (extrapolated) = 31.9 W/kg  
**SAR(1 g) = 7.2 W/kg; SAR(10 g) = 2.04 W/kg**  
Maximum value of SAR (measured) = 18.4 W/kg



0 dB = 18.4 W/kg

## System Check\_HSL5800\_20221222

### DUT: Dipole 5GHzV2;Type:D5GHzV2

Communication System: CW; Frequency: 5800 MHz;Duty Cycle: 1:1

Medium: HSL5G\_1222 Medium parameters used:  $f = 5800$  MHz;  $\sigma = 5.358$  S/m;  $\epsilon_r = 35.122$ ;  $\rho = 1000$  kg/m<sup>3</sup>

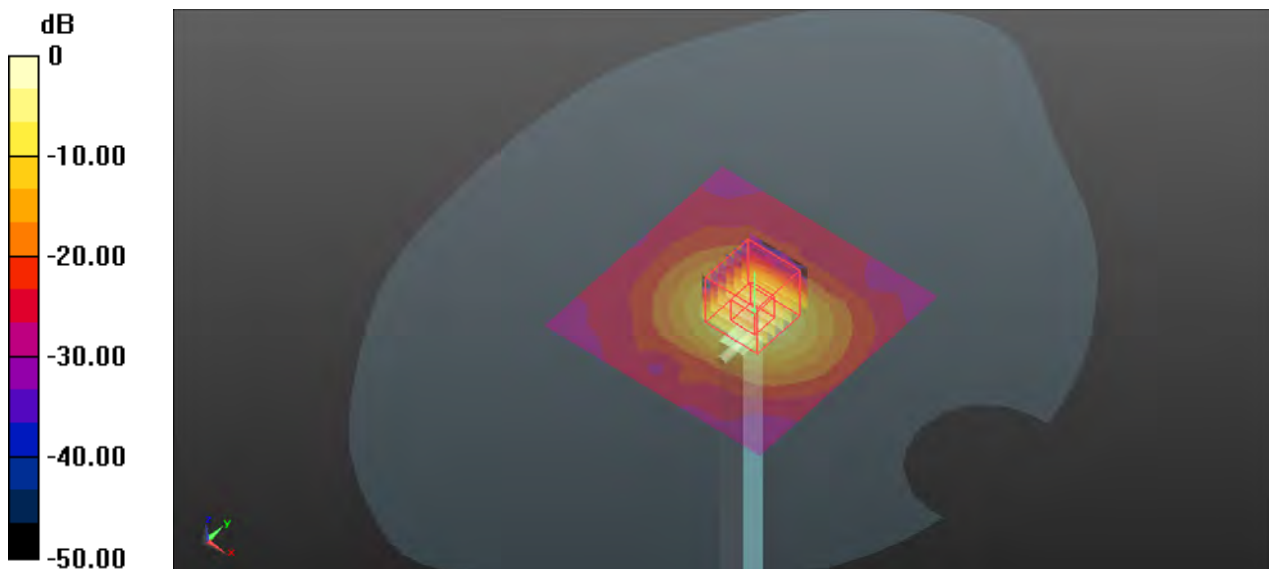
Ambient Temperature : 23.6°C; Liquid Temperature : 22.2°C

#### DASY5 Configuration:

- Probe: EX3DV4 - SN3873; ConvF(4.48, 4.48, 4.48) @ 5800 MHz; Calibrated: 2022/8/31
- Sensor-Surface: 2mm (Mechanical Surface Detection)
- Electronics: DAE4 Sn1389; Calibrated: 2022/11/9
- Phantom: SAM (30deg probe tilt) with CRP v5.0; Type: QD000P40CD; Serial: TP:1781
- Measurement SW: DASY52, Version 52.10 (4); SEMCAD X Version 14.6.14 (7483)

**Pin=100mW/Area Scan (91x91x1):** Interpolated grid: dx=1.000 mm, dy=1.000 mm  
Maximum value of SAR (interpolated) = 15.4 W/kg

**Pin=100mW/Zoom Scan (7x7x11)/Cube 0:** Measurement grid: dx=4mm, dy=4mm, dz=2mm  
Reference Value = 55.52 V/m; Power Drift = -0.09 dB  
Peak SAR (extrapolated) = 28.5 W/kg  
**SAR(1 g) = 7.32 W/kg; SAR(10 g) = 2.11 W/kg**  
Maximum value of SAR (measured) = 13.9 W/kg



0 dB = 13.9 W/kg



## Appendix B. SAR Plots of SAR Measurement

The SAR plots for highest measured SAR in each exposure configuration, wireless mode and frequency band combination, and measured SAR > 1.5 W/kg are shown as follows.

### P01 GSM850\_GPRS 3Tx slot\_Right Cheek\_Ch128\_Ant2


Communication System: GPRS 3Tx-slot; Frequency: 824.2 MHz; Duty Cycle: 1:2.77  
Medium: HSL835\_1128 Medium parameters used:  $f = 824.2$  MHz;  $\sigma = 0.884$  S/m;  $\epsilon_r = 41.785$ ;  $\rho = 1000$  kg/m<sup>3</sup>  
Ambient Temperature : 23.5°C; Liquid Temperature : 22.6°C

#### DASY5 Configuration:

- Probe: EX3DV4 - SN3873; ConvF(9.4, 9.4, 9.4) @ 824.2 MHz; Calibrated: 2022/8/31
- Sensor-Surface: 2mm (Mechanical Surface Detection)
- Electronics: DAE4 Sn1389; Calibrated: 2022/11/9
- Phantom: SAM (30deg probe tilt) with CRP v5.0; Type: QD000P40CD; Serial: TP:1781
- Measurement SW: DASY52, Version 52.10 (4); SEMCAD X Version 14.6.14 (7483)

- **Area Scan (81x131x1):** Interpolated grid: dx=1.500 mm, dy=1.500 mm  
Maximum value of SAR (interpolated) = 0.386 W/kg

- **Zoom Scan (5x5x7)/Cube 0:** Measurement grid: dx=8mm, dy=8mm, dz=5mm  
Reference Value = 7.843 V/m; Power Drift = -0.03 dB  
Peak SAR (extrapolated) = 0.430 W/kg  
**SAR(1 g) = 0.341 W/kg; SAR(10 g) = 0.262 W/kg**  
Maximum value of SAR (measured) = 0.388 W/kg





## P02 GSM1900\_GPRS 3Tx slot\_Right Cheek\_Ch810\_Ant1


Communication System: GPRS 3Tx-slot; Frequency: 1909.8 MHz; Duty Cycle: 1:2.77  
Medium: HSL1900\_0103 Medium parameters used:  $f = 1910$  MHz;  $\sigma = 1.453$  S/m;  $\epsilon_r = 40.567$ ;  $\rho = 1000$  kg/m<sup>3</sup>  
Ambient Temperature : 23.7°C; Liquid Temperature : 22.5°C

### DASY5 Configuration:

- Probe: EX3DV4 - SN3873; ConvF(8.02, 8.02, 8.02) @ 1909.8 MHz; Calibrated: 2022/8/31
- Sensor-Surface: 2mm (Mechanical Surface Detection)
- Electronics: DAE4 Sn1389; Calibrated: 2022/11/9
- Phantom: SAM (30deg probe tilt) with CRP v5.0; Type: QD000P40CD; Serial: TP:1781
- Measurement SW: DASY52, Version 52.10 (4); SEMCAD X Version 14.6.14 (7483)

- **Area Scan (81x91x1):** Interpolated grid: dx=1.500 mm, dy=1.500 mm  
Maximum value of SAR (interpolated) = 1.20 W/kg

- **Zoom Scan (5x5x7)/Cube 0:** Measurement grid: dx=8mm, dy=8mm, dz=5mm  
Reference Value = 13.80 V/m; Power Drift = 0.12 dB  
Peak SAR (extrapolated) = 1.33 W/kg  
**SAR(1 g) = 0.799 W/kg; SAR(10 g) = 0.461 W/kg**  
Maximum value of SAR (measured) = 1.06 W/kg



## P03 WCDMA II\_RMC12.2K\_Right Tilted\_Ch9400\_Ant1

Communication System: WCDMA; Frequency: 1880 MHz; Duty Cycle: 1:1

Medium: HSL1900\_0103 Medium parameters used:  $f = 1880$  MHz;  $\sigma = 1.422$  S/m;  $\epsilon_r = 40.68$ ;  $\rho = 1000$  kg/m<sup>3</sup>

Ambient Temperature : 23.7°C; Liquid Temperature : 22.5°C

DASY5 Configuration:

- Probe: EX3DV4 - SN3873; ConvF(8.02, 8.02, 8.02) @ 1880 MHz; Calibrated: 2022/8/31
- Sensor-Surface: 2mm (Mechanical Surface Detection)
- Electronics: DAE4 Sn1389; Calibrated: 2022/11/9
- Phantom: SAM (30deg probe tilt) with CRP v5.0; Type: QD000P40CD; Serial: TP:1781
- Measurement SW: DASY52, Version 52.10 (4); SEMCAD X Version 14.6.14 (7483)

- **Area Scan (81x131x1)**: Interpolated grid: dx=1.500 mm, dy=1.500 mm

Maximum value of SAR (interpolated) = 0.514 W/kg


- **Zoom Scan (5x5x7)/Cube 0**: Measurement grid: dx=8mm, dy=8mm, dz=5mm

Reference Value = 14.35 V/m; Power Drift = 0.04 dB

Peak SAR (extrapolated) = 0.675 W/kg

**SAR(1 g) = 0.409 W/kg; SAR(10 g) = 0.233 W/kg**

Maximum value of SAR (measured) = 0.541 W/kg



## P04 WCDMA IV\_RMC12.2K\_Right Cheek\_Ch1513\_Ant1

Communication System: WCDMA; Frequency: 1752.6 MHz; Duty Cycle: 1:1

Medium: HSL1750\_1129 Medium parameters used:  $f = 1753$  MHz;  $\sigma = 1.351$  S/m;  $\epsilon_r = 41.842$ ;  $\rho = 1000$  kg/m<sup>3</sup>

Ambient Temperature : 23.4°C; Liquid Temperature : 22.4°C

DASY5 Configuration:

- Probe: EX3DV4 - SN3873; ConvF(8.25, 8.25, 8.25) @ 1752.6 MHz; Calibrated: 2022/8/31
- Sensor-Surface: 2mm (Mechanical Surface Detection)
- Electronics: DAE4 Sn1389; Calibrated: 2022/11/9
- Phantom: SAM (30deg probe tilt) with CRP v5.0; Type: QD000P40CD; Serial: TP:1781
- Measurement SW: DASY52, Version 52.10 (4); SEMCAD X Version 14.6.14 (7483)

- **Area Scan (81x131x1)**: Interpolated grid: dx=1.500 mm, dy=1.500 mm

Maximum value of SAR (interpolated) = 0.542 W/kg


- **Zoom Scan (5x5x7)/Cube 0**: Measurement grid: dx=8mm, dy=8mm, dz=5mm

Reference Value = 20.48 V/m; Power Drift = -0.02 dB

Peak SAR (extrapolated) = 0.671 W/kg

**SAR(1 g) = 0.378 W/kg; SAR(10 g) = 0.206 W/kg**

Maximum value of SAR (measured) = 0.532 W/kg



0 dB = 0.532 W/kg

## P05 WCDMA V\_RMC12.2K\_Right Cheek\_Ch4233\_Ant2

Communication System: WCDMA; Frequency: 846.6 MHz; Duty Cycle: 1:1

Medium: HSL835\_1128 Medium parameters used:  $f = 847$  MHz;  $\sigma = 0.906$  S/m;  $\epsilon_r = 41.532$ ;  $\rho = 1000$  kg/m<sup>3</sup>

Ambient Temperature : 23.5°C; Liquid Temperature : 22.6°C

DASY5 Configuration:

- Probe: EX3DV4 - SN3873; ConvF(9.4, 9.4, 9.4) @ 846.6 MHz; Calibrated: 2022/8/31
- Sensor-Surface: 2mm (Mechanical Surface Detection)
- Electronics: DAE4 Sn1389; Calibrated: 2022/11/9
- Phantom: SAM (30deg probe tilt) with CRP v5.0; Type: QD000P40CD; Serial: TP:1781
- Measurement SW: DASY52, Version 52.10 (4); SEMCAD X Version 14.6.14 (7483)

- **Area Scan (81x91x1)**: Interpolated grid: dx=1.500 mm, dy=1.500 mm

Maximum value of SAR (interpolated) = 0.300 W/kg


- **Zoom Scan (5x5x7)/Cube 0**: Measurement grid: dx=8mm, dy=8mm, dz=5mm

Reference Value = 7.409 V/m; Power Drift = 0.09 dB

Peak SAR (extrapolated) = 0.329 W/kg

**SAR(1 g) = 0.268 W/kg; SAR(10 g) = 0.208 W/kg**

Maximum value of SAR (measured) = 0.303 W/kg



## P06 LTE 5\_QPSK10M\_Right Cheek\_Ch20600\_1RB\_OS0\_Ant2

Communication System: LTE; Frequency: 844 MHz; Duty Cycle: 1:1

Medium: HSL835\_1128 Medium parameters used:  $f = 844 \text{ MHz}$ ;  $\sigma = 0.903 \text{ S/m}$ ;  $\epsilon_r = 41.564$ ;  $\rho = 1000 \text{ kg/m}^3$

Ambient Temperature :  $23.5^\circ\text{C}$ ; Liquid Temperature :  $22.6^\circ\text{C}$

DASY5 Configuration:

- Probe: EX3DV4 - SN3873; ConvF(9.4, 9.4, 9.4) @ 844 MHz; Calibrated: 2022/8/31
- Sensor-Surface: 2mm (Mechanical Surface Detection)
- Electronics: DAE4 Sn1389; Calibrated: 2022/11/9
- Phantom: SAM (30deg probe tilt) with CRP v5.0; Type: QD000P40CD; Serial: TP:1781
- Measurement SW: DASY52, Version 52.10 (4); SEMCAD X Version 14.6.14 (7483)

- **Area Scan (81x91x1)**: Interpolated grid:  $dx=1.500 \text{ mm}$ ,  $dy=1.500 \text{ mm}$

Maximum value of SAR (interpolated) =  $0.261 \text{ W/kg}$


- **Zoom Scan (5x5x7)/Cube 0**: Measurement grid:  $dx=8\text{mm}$ ,  $dy=8\text{mm}$ ,  $dz=5\text{mm}$

Reference Value =  $6.915 \text{ V/m}$ ; Power Drift =  $0.03 \text{ dB}$

Peak SAR (extrapolated) =  $0.285 \text{ W/kg}$

**SAR(1 g) =  $0.224 \text{ W/kg}$ ; SAR(10 g) =  $0.171 \text{ W/kg}$**

Maximum value of SAR (measured) =  $0.255 \text{ W/kg}$



0 dB =  $0.255 \text{ W/kg}$

### P07 LTE 7\_QPSK20M\_Right Tilted\_Ch20850\_1RB\_OS99\_Ant1


Communication System: LTE; Frequency: 2510 MHz; Duty Cycle: 1:1  
Medium: HSL2600\_0105 Medium parameters used:  $f = 2510$  MHz;  $\sigma = 1.876$  S/m;  $\epsilon_r = 38.959$ ;  $\rho = 1000$  kg/m<sup>3</sup>  
Ambient Temperature : 23.3°C; Liquid Temperature : 22.4°C

#### DASY5 Configuration:

- Probe: EX3DV4 - SN3873; ConvF(7.47, 7.47, 7.47) @ 2510 MHz; Calibrated: 2022/8/31
- Sensor-Surface: 2mm (Mechanical Surface Detection)
- Electronics: DAE4 Sn1389; Calibrated: 2022/11/9
- Phantom: SAM (30deg probe tilt) with CRP v5.0; Type: QD000P40CD; Serial: TP:1781
- Measurement SW: DASY52, Version 52.10 (4); SEMCAD X Version 14.6.14 (7483)

- **Area Scan (71x81x1):** Interpolated grid: dx=1.200 mm, dy=1.200 mm  
Maximum value of SAR (interpolated) = 1.46 W/kg

- **Zoom Scan (7x7x7)/Cube 0:** Measurement grid: dx=5mm, dy=5mm, dz=5mm  
Reference Value = 11.87 V/m; Power Drift = 0.08 dB  
Peak SAR (extrapolated) = 1.80 W/kg  
**SAR(1 g) = 0.902 W/kg; SAR(10 g) = 0.477 W/kg**  
Maximum value of SAR (measured) = 1.39 W/kg



### P08 LTE 12\_QPSK10M\_Right Cheek\_Ch23095\_1RB\_OS49\_Ant2


Communication System: LTE; Frequency: 707.5 MHz; Duty Cycle: 1:1  
Medium: HSL750\_1127 Medium parameters used:  $f = 707.5$  MHz;  $\sigma = 0.861$  S/m;  $\epsilon_r = 40.832$ ;  $\rho = 1000$  kg/m<sup>3</sup>  
Ambient Temperature : 23.2°C; Liquid Temperature : 22.6°C

#### DASY5 Configuration:

- Probe: EX3DV4 - SN3873; ConvF(9.59, 9.59, 9.59) @ 707.5 MHz; Calibrated: 2022/8/31
- Sensor-Surface: 2mm (Mechanical Surface Detection)
- Electronics: DAE4 Sn1389; Calibrated: 2022/11/9
- Phantom: SAM (30deg probe tilt) with CRP v5.0; Type: QD000P40CD; Serial: TP:1781
- Measurement SW: DASY52, Version 52.10 (4); SEMCAD X Version 14.6.14 (7483)

- **Area Scan (81x91x1):** Interpolated grid: dx=1.500 mm, dy=1.500 mm  
Maximum value of SAR (interpolated) = 0.211 W/kg

- **Zoom Scan (5x5x7)/Cube 0:** Measurement grid: dx=8mm, dy=8mm, dz=5mm  
Reference Value = 5.430 V/m; Power Drift = 0.05 dB  
Peak SAR (extrapolated) = 0.234 W/kg  
**SAR(1 g) = 0.187 W/kg; SAR(10 g) = 0.144 W/kg**  
Maximum value of SAR (measured) = 0.215 W/kg



0 dB = 0.215 W/kg



**P09 LTE 13\_QPSK10M\_Right Cheek\_Ch23230\_1RB\_OS24\_Ant2**

Communication System: LTE; Frequency: 782 MHz; Duty Cycle: 1:1

Medium: HSL750\_1127 Medium parameters used:  $f = 782$  MHz;  $\sigma = 0.916$  S/m;  $\epsilon_r = 40.134$ ;  $\rho = 1000$  kg/m<sup>3</sup>

Ambient Temperature : 23.2°C; Liquid Temperature : 22.6°C

DASY5 Configuration:

- Probe: EX3DV4 - SN3873; ConvF(9.59, 9.59, 9.59) @ 782 MHz; Calibrated: 2022/8/31
- Sensor-Surface: 2mm (Mechanical Surface Detection)
- Electronics: DAE4 Sn1389; Calibrated: 2022/11/9
- Phantom: SAM (30deg probe tilt) with CRP v5.0; Type: QD000P40CD; Serial: TP:1781
- Measurement SW: DASY52, Version 52.10 (4); SEMCAD X Version 14.6.14 (7483)

- **Area Scan (81x91x1)**: Interpolated grid: dx=1.500 mm, dy=1.500 mm

Maximum value of SAR (interpolated) = 0.283 W/kg


- **Zoom Scan (5x5x7)/Cube 0**: Measurement grid: dx=8mm, dy=8mm, dz=5mm

Reference Value = 6.067 V/m; Power Drift = 0.03 dB

Peak SAR (extrapolated) = 0.305 W/kg

**SAR(1 g) = 0.246 W/kg; SAR(10 g) = 0.189 W/kg**

Maximum value of SAR (measured) = 0.280 W/kg



**P10 LTE 14\_QPSK10M\_Right Cheek\_Ch23330\_1RB\_OS24\_Ant2**

Communication System: LTE; Frequency: 793 MHz; Duty Cycle: 1:1

Medium: HSL750\_1127 Medium parameters used:  $f = 793$  MHz;  $\sigma = 0.921$  S/m;  $\epsilon_r = 40.024$ ;  $\rho = 1000$  kg/m<sup>3</sup>

Ambient Temperature : 23.2°C; Liquid Temperature : 22.6°C

DASY5 Configuration:

- Probe: EX3DV4 - SN3873; ConvF(9.59, 9.59, 9.59) @ 793 MHz; Calibrated: 2022/8/31
- Sensor-Surface: 2mm (Mechanical Surface Detection)
- Electronics: DAE4 Sn1389; Calibrated: 2022/11/9
- Phantom: SAM (30deg probe tilt) with CRP v5.0; Type: QD000P40CD; Serial: TP:1781
- Measurement SW: DASY52, Version 52.10 (4); SEMCAD X Version 14.6.14 (7483)

- **Area Scan (81x91x1)**: Interpolated grid: dx=1.500 mm, dy=1.500 mm

Maximum value of SAR (interpolated) = 0.274 W/kg


- **Zoom Scan (5x5x7)/Cube 0**: Measurement grid: dx=8mm, dy=8mm, dz=5mm

Reference Value = 6.195 V/m; Power Drift = -0.01 dB

Peak SAR (extrapolated) = 0.292 W/kg

**SAR(1 g) = 0.236 W/kg; SAR(10 g) = 0.181 W/kg**

Maximum value of SAR (measured) = 0.268 W/kg



### P11 LTE 25\_QPSK20M\_Right Cheek\_Ch26140\_1RB\_OS0\_Ant1

Communication System: LTE; Frequency: 1860 MHz; Duty Cycle: 1:1

Medium: HSL1900\_0103 Medium parameters used:  $f = 1860$  MHz;  $\sigma = 1.401$  S/m;  $\epsilon_r = 40.751$ ;  $\rho = 1000$  kg/m<sup>3</sup>

Ambient Temperature : 23.7°C; Liquid Temperature : 22.5°C

DASY5 Configuration:

- Probe: EX3DV4 - SN3873; ConvF(8.02, 8.02, 8.02) @ 1860 MHz; Calibrated: 2022/8/31
- Sensor-Surface: 2mm (Mechanical Surface Detection)
- Electronics: DAE4 Sn1389; Calibrated: 2022/11/9
- Phantom: SAM (30deg probe tilt) with CRP v5.0; Type: QD000P40CD; Serial: TP:1781
- Measurement SW: DASY52, Version 52.10 (4); SEMCAD X Version 14.6.14 (7483)

- **Area Scan (81x71x1):** Interpolated grid: dx=1.500 mm, dy=1.500 mm

Maximum value of SAR (interpolated) = 1.33 W/kg

- **Zoom Scan (5x5x7)/Cube 0:** Measurement grid: dx=8mm, dy=8mm, dz=5mm

Reference Value = 12.76 V/m; Power Drift = 0.03 dB

Peak SAR (extrapolated) = 1.48 W/kg

**SAR(1 g) = 0.890 W/kg; SAR(10 g) = 0.510 W/kg**

Maximum value of SAR (measured) = 1.19 W/kg



0 dB = 1.19 W/kg

**P12 LTE 26\_QPSK15M\_Right Cheek\_Ch26865\_1RB\_OS37\_Ant2**

Communication System: LTE; Frequency: 831.5 MHz; Duty Cycle: 1:1

Medium: HSL835\_1128 Medium parameters used:  $f = 831.5$  MHz;  $\sigma = 0.891$  S/m;  $\epsilon_r = 41.702$ ;  $\rho = 1000$  kg/m<sup>3</sup>

Ambient Temperature : 23.5°C; Liquid Temperature : 22.6°C

DASY5 Configuration:

- Probe: EX3DV4 - SN3873; ConvF(9.4, 9.4, 9.4) @ 831.5 MHz; Calibrated: 2022/8/31
- Sensor-Surface: 2mm (Mechanical Surface Detection)
- Electronics: DAE4 Sn1389; Calibrated: 2022/11/9
- Phantom: SAM (30deg probe tilt) with CRP v5.0; Type: QD000P40CD; Serial: TP:1781
- Measurement SW: DASY52, Version 52.10 (4); SEMCAD X Version 14.6.14 (7483)

- **Area Scan (81x91x1)**: Interpolated grid: dx=1.500 mm, dy=1.500 mm

Maximum value of SAR (interpolated) = 0.260 W/kg


- **Zoom Scan (5x5x7)/Cube 0**: Measurement grid: dx=8mm, dy=8mm, dz=5mm

Reference Value = 7.104 V/m; Power Drift = -0.06 dB

Peak SAR (extrapolated) = 0.288 W/kg

**SAR(1 g) = 0.229 W/kg; SAR(10 g) = 0.174 W/kg**

Maximum value of SAR (measured) = 0.260 W/kg



### P13 LTE 30\_QPSK10M\_Right Cheek\_Ch27710\_1RB\_OS0\_Ant1

Communication System: LTE; Frequency: 2310 MHz; Duty Cycle: 1:1

Medium: HSL2300\_0104 Medium parameters used:  $f = 2310$  MHz;  $\sigma = 1.655$  S/m;  $\epsilon_r = 40.542$ ;  $\rho = 1000$  kg/m<sup>3</sup>

Ambient Temperature : 23.3°C; Liquid Temperature : 22.1°C

DASY5 Configuration:

- Probe: EX3DV4 - SN3873; ConvF(8.01, 8.01, 8.01) @ 2310 MHz; Calibrated: 2022/8/31
- Sensor-Surface: 2mm (Mechanical Surface Detection)
- Electronics: DAE4 Sn1389; Calibrated: 2022/11/9
- Phantom: SAM (30deg probe tilt) with CRP v5.0; Type: QD000P40CD; Serial: TP:1781
- Measurement SW: DASY52, Version 52.10 (4); SEMCAD X Version 14.6.14 (7483)

- **Area Scan (81x91x1):** Interpolated grid: dx=1.200 mm, dy=1.200 mm

Maximum value of SAR (interpolated) = 1.28 W/kg


- **Zoom Scan (7x7x7)/Cube 0:** Measurement grid: dx=5mm, dy=5mm, dz=5mm

Reference Value = 11.60 V/m; Power Drift = 0.10 dB

Peak SAR (extrapolated) = 1.68 W/kg

**SAR(1 g) = 0.858 W/kg; SAR(10 g) = 0.442 W/kg**

Maximum value of SAR (measured) = 1.26 W/kg



0 dB = 1.26 W/kg

### P14 LTE 41\_QPSK20M\_Right Cheek\_Ch39750\_1RB\_OS0\_Ant1

Communication System: LTE TDD; Frequency: 2506 MHz; Duty Cycle: 1:1.59  
Medium: HSL2600\_0105 Medium parameters used:  $f = 2506$  MHz;  $\sigma = 1.874$  S/m;  $\epsilon_r = 38.953$ ;  $\rho = 1000$  kg/m<sup>3</sup>  
Ambient Temperature : 23.3°C; Liquid Temperature : 22.4°C

#### DASY5 Configuration:

- Probe: EX3DV4 - SN3873; ConvF(7.47, 7.47, 7.47) @ 2506 MHz; Calibrated: 2022/8/31
- Sensor-Surface: 2mm (Mechanical Surface Detection)
- Electronics: DAE4 Sn1389; Calibrated: 2022/11/9
- Phantom: SAM (30deg probe tilt) with CRP v5.0; Type: QD000P40CD; Serial: TP:1781
- Measurement SW: DASY52, Version 52.10 (4); SEMCAD X Version 14.6.14 (7483)

- **Area Scan (101x91x1)**: Interpolated grid: dx=1.200 mm, dy=1.200 mm  
Maximum value of SAR (interpolated) = 1.22 W/kg

- **Zoom Scan (7x7x7)/Cube 0**: Measurement grid: dx=5mm, dy=5mm, dz=5mm  
Reference Value = 10.58 V/m; Power Drift = 0.10 dB  
Peak SAR (extrapolated) = 1.60 W/kg  
**SAR(1 g) = 0.779 W/kg; SAR(10 g) = 0.392 W/kg**  
Maximum value of SAR (measured) = 1.17 W/kg



0 dB = 1.17 W/kg

**P15 LTE 42\_QPSK20M\_Right Cheek\_Ch42990\_1RB\_OS0\_Ant7**

Communication System: LTE TDD; Frequency: 3540 MHz; Duty Cycle: 1:1.59

Medium: HSL3500\_0106 Medium parameters used:  $f = 3540$  MHz;  $\sigma = 3.054$  S/m;  $\epsilon_r = 39.634$ ;  $\rho = 1000$  kg/m<sup>3</sup>

Ambient Temperature : 23.6°C; Liquid Temperature : 22.6°C

DASY5 Configuration:

- Probe: EX3DV4 - SN3873; ConvF(6.77, 6.77, 6.77) @ 3540 MHz; Calibrated: 2022/8/31
- Sensor-Surface: 2mm (Mechanical Surface Detection)
- Electronics: DAE4 Sn1389; Calibrated: 2022/11/9
- Phantom: SAM (30deg probe tilt) with CRP v5.0; Type: QD000P40CD; Serial: TP:1781
- Measurement SW: DASY52, Version 52.10 (4); SEMCAD X Version 14.6.14 (7483)

- **Area Scan (121x111x1)**: Interpolated grid: dx=1.000 mm, dy=1.000 mm

Maximum value of SAR (interpolated) = 1.01 W/kg


- **Zoom Scan (7x7x12)/Cube 0**: Measurement grid: dx=4mm, dy=4mm, dz=2mm

Reference Value = 6.312 V/m; Power Drift = -0.05 dB

Peak SAR (extrapolated) = 1.27 W/kg

**SAR(1 g) = 0.562 W/kg; SAR(10 g) = 0.230 W/kg**

Maximum value of SAR (measured) = 0.906 W/kg



0 dB = 0.906 W/kg



### P16 LTE 48\_QPSK20M\_Right Cheek\_Ch56150\_1RB\_OS0\_Ant7


Communication System: LTE TDD; Frequency: 3641 MHz; Duty Cycle: 1:1.59  
Medium: HSL3700\_0106 Medium parameters used:  $f = 3641$  MHz;  $\sigma = 2.949$  S/m;  $\epsilon_r = 39.384$ ;  $\rho = 1000$  kg/m<sup>3</sup>  
Ambient Temperature : 23.8°C; Liquid Temperature : 22.7°C

#### DASY5 Configuration:

- Probe: EX3DV4 - SN3873; ConvF(6.61, 6.61, 6.61) @ 3641 MHz; Calibrated: 2022/8/31
- Sensor-Surface: 2mm (Mechanical Surface Detection)
- Electronics: DAE4 Sn1389; Calibrated: 2022/11/9
- Phantom: SAM (30deg probe tilt) with CRP v5.0; Type: QD000P40CD; Serial: TP:1781
- Measurement SW: DASY52, Version 52.10 (4); SEMCAD X Version 14.6.14 (7483)

- **Area Scan (121x111x1)**: Interpolated grid: dx=1.000 mm, dy=1.000 mm  
Maximum value of SAR (interpolated) = 1.30 W/kg

- **Zoom Scan (7x7x12)/Cube 0**: Measurement grid: dx=4mm, dy=4mm, dz=2mm  
Reference Value = 5.731 V/m; Power Drift = -0.02 dB  
Peak SAR (extrapolated) = 1.79 W/kg  
**SAR(1 g) = 0.763 W/kg; SAR(10 g) = 0.289 W/kg**  
Maximum value of SAR (measured) = 1.26 W/kg



0 dB = 1.26 W/kg

**P17 LTE 66\_QPSK20M\_Right Cheek\_Ch132072\_1RB\_OS99\_Ant1**

Communication System: LTE; Frequency: 1720 MHz; Duty Cycle: 1:1

Medium: HSL1750\_1129 Medium parameters used:  $f = 1720$  MHz;  $\sigma = 1.319$  S/m;  $\epsilon_r = 41.945$ ;  $\rho = 1000$  kg/m<sup>3</sup>

Ambient Temperature : 23.4°C; Liquid Temperature : 22.4°C

DASY5 Configuration:

- Probe: EX3DV4 - SN3873; ConvF(8.25, 8.25, 8.25) @ 1720 MHz; Calibrated: 2022/8/31
- Sensor-Surface: 2mm (Mechanical Surface Detection)
- Electronics: DAE4 Sn1389; Calibrated: 2022/11/9
- Phantom: SAM (30deg probe tilt) with CRP v5.0; Type: QD000P40CD; Serial: TP:1781
- Measurement SW: DASY52, Version 52.10 (4); SEMCAD X Version 14.6.14 (7483)

- **Area Scan (81x71x1)**: Interpolated grid: dx=1.500 mm, dy=1.500 mm

Maximum value of SAR (interpolated) = 1.73 W/kg


- **Zoom Scan (5x5x7)/Cube 0**: Measurement grid: dx=8mm, dy=8mm, dz=5mm

Reference Value = 16.50 V/m; Power Drift = -0.00 dB

Peak SAR (extrapolated) = 1.80 W/kg

**SAR(1 g) = 1.01 W/kg; SAR(10 g) = 0.637 W/kg**

Maximum value of SAR (measured) = 1.46 W/kg



0 dB = 1.46 W/kg

### P18 LTE 71\_QPSK20M\_Right Cheek\_Ch133322\_1RB\_OS99\_Ant2


Communication System: LTE; Frequency: 683 MHz; Duty Cycle: 1:1  
Medium: HSL750\_1127 Medium parameters used:  $f = 683 \text{ MHz}$ ;  $\sigma = 0.862 \text{ S/m}$ ;  $\epsilon_r = 41.237$ ;  $\rho = 1000 \text{ kg/m}^3$   
Ambient Temperature :  $23.2^\circ\text{C}$ ; Liquid Temperature :  $22.6^\circ\text{C}$

#### DASY5 Configuration:

- Probe: EX3DV4 - SN3873; ConvF(9.59, 9.59, 9.59) @ 683 MHz; Calibrated: 2022/8/31
- Sensor-Surface: 2mm (Mechanical Surface Detection)
- Electronics: DAE4 Sn1389; Calibrated: 2022/11/9
- Phantom: SAM (30deg probe tilt) with CRP v5.0; Type: QD000P40CD; Serial: TP:1781
- Measurement SW: DASY52, Version 52.10 (4); SEMCAD X Version 14.6.14 (7483)

- **Area Scan (81x131x1):** Interpolated grid:  $dx=1.500 \text{ mm}$ ,  $dy=1.500 \text{ mm}$   
Maximum value of SAR (interpolated) =  $0.204 \text{ W/kg}$

- **Zoom Scan (5x5x7)/Cube 0:** Measurement grid:  $dx=8\text{mm}$ ,  $dy=8\text{mm}$ ,  $dz=5\text{mm}$   
Reference Value =  $4.783 \text{ V/m}$ ; Power Drift =  $-0.18 \text{ dB}$   
Peak SAR (extrapolated) =  $0.219 \text{ W/kg}$   
**SAR(1 g) =  $0.180 \text{ W/kg}$ ; SAR(10 g) =  $0.142 \text{ W/kg}$**   
Maximum value of SAR (measured) =  $0.204 \text{ W/kg}$



0 dB =  $0.204 \text{ W/kg}$

### P19 n5\_DFT-s-OFDM\_QPSK20M\_Left Cheek\_Ch166800\_1RB\_OS1\_Ant2

Communication System: NR; Frequency: 834 MHz; Duty Cycle: 1:1

Medium: HSL835\_1128 Medium parameters used:  $f = 834 \text{ MHz}$ ;  $\sigma = 0.893 \text{ S/m}$ ;  $\epsilon_r = 41.674$ ;  $\rho = 1000 \text{ kg/m}^3$

Ambient Temperature :  $23.5^\circ\text{C}$ ; Liquid Temperature :  $22.6^\circ\text{C}$

DASY5 Configuration:

- Probe: EX3DV4 - SN3873; ConvF(9.4, 9.4, 9.4) @ 834 MHz; Calibrated: 2022/8/31
- Sensor-Surface: 2mm (Mechanical Surface Detection)
- Electronics: DAE4 Sn1389; Calibrated: 2022/11/9
- Phantom: SAM (30deg probe tilt) with CRP v5.0; Type: QD000P40CD; Serial: TP:1781
- Measurement SW: DASY52, Version 52.10 (4); SEMCAD X Version 14.6.14 (7483)

- **Area Scan (81x131x1)**: Interpolated grid:  $dx=1.500 \text{ mm}$ ,  $dy=1.500 \text{ mm}$

Maximum value of SAR (interpolated) =  $0.260 \text{ W/kg}$


- **Zoom Scan (5x5x7)/Cube 0**: Measurement grid:  $dx=8\text{mm}$ ,  $dy=8\text{mm}$ ,  $dz=5\text{mm}$

Reference Value =  $6.844 \text{ V/m}$ ; Power Drift =  $0.10 \text{ dB}$

Peak SAR (extrapolated) =  $0.285 \text{ W/kg}$

**SAR(1 g) =  $0.234 \text{ W/kg}$ ; SAR(10 g) =  $0.183 \text{ W/kg}$**

Maximum value of SAR (measured) =  $0.265 \text{ W/kg}$



0 dB =  $0.265 \text{ W/kg}$

**P20 n7\_DFT-s-OFDM\_QPSK20M\_Right Cheek\_Ch502000\_1RB\_OS1\_Ant1**

Communication System: NR; Frequency: 2510 MHz; Duty Cycle: 1:1

Medium: HSL2600\_0105 Medium parameters used:  $f = 2510$  MHz;  $\sigma = 1.876$  S/m;  $\epsilon_r = 38.959$ ;  $\rho = 1000$  kg/m<sup>3</sup>

Ambient Temperature : 23.3°C; Liquid Temperature : 22.4°C

DASY5 Configuration:

- Probe: EX3DV4 - SN3873; ConvF(7.47, 7.47, 7.47) @ 2510 MHz; Calibrated: 2022/8/31
- Sensor-Surface: 2mm (Mechanical Surface Detection)
- Electronics: DAE4 Sn1389; Calibrated: 2022/11/9
- Phantom: SAM (30deg probe tilt) with CRP v5.0; Type: QD000P40CD; Serial: TP:1781
- Measurement SW: DASY52, Version 52.10 (4); SEMCAD X Version 14.6.14 (7483)

- **Area Scan (101x91x1)**: Interpolated grid: dx=1.200 mm, dy=1.200 mm

Maximum value of SAR (interpolated) = 1.71 W/kg


- **Zoom Scan (7x7x7)/Cube 0**: Measurement grid: dx=5mm, dy=5mm, dz=5mm

Reference Value = 12.50 V/m; Power Drift = -0.01 dB

Peak SAR (extrapolated) = 2.20 W/kg

**SAR(1 g) = 1.05 W/kg; SAR(10 g) = 0.552 W/kg**

Maximum value of SAR (measured) = 1.59 W/kg



0 dB = 1.59 W/kg

**P21 n12\_DFT-s-OFDM\_QPSK15M\_Right Cheek\_Ch141500\_36RB\_OS19\_Ant2**

Communication System: NR; Frequency: 707.5 MHz; Duty Cycle: 1:1

Medium: HSL750\_1127 Medium parameters used:  $f = 707.5$  MHz;  $\sigma = 0.861$  S/m;  $\epsilon_r = 40.832$ ;  $\rho = 1000$  kg/m<sup>3</sup>

Ambient Temperature : 23.2°C; Liquid Temperature : 22.6°C

DASY5 Configuration:

- Probe: EX3DV4 - SN3873; ConvF(9.59, 9.59, 9.59) @ 707.5 MHz; Calibrated: 2022/8/31
- Sensor-Surface: 2mm (Mechanical Surface Detection)
- Electronics: DAE4 Sn1389; Calibrated: 2022/11/9
- Phantom: SAM (30deg probe tilt) with CRP v5.0; Type: QD000P40CD; Serial: TP:1781
- Measurement SW: DASY52, Version 52.10 (4); SEMCAD X Version 14.6.14 (7483)

- **Area Scan (81x131x1)**: Interpolated grid: dx=1.500 mm, dy=1.500 mm

Maximum value of SAR (interpolated) = 0.216 W/kg


- **Zoom Scan (5x5x7)/Cube 0**: Measurement grid: dx=8mm, dy=8mm, dz=5mm

Reference Value = 4.919 V/m; Power Drift = 0.04 dB

Peak SAR (extrapolated) = 0.230 W/kg

**SAR(1 g) = 0.186 W/kg; SAR(10 g) = 0.143 W/kg**

Maximum value of SAR (measured) = 0.209 W/kg



0 dB = 0.209 W/kg

**P22 n25\_DFT-s-OFDM\_QPSK40M\_Right Cheek\_Ch376500\_108RB\_OS54\_Ant1**

Communication System: NR; Frequency: 1882.5 MHz; Duty Cycle: 1:1  
 Medium: HSL1900\_0103 Medium parameters used:  $f = 1882.5$  MHz;  $\sigma = 1.424$  S/m;  $\epsilon_r = 40.673$ ;  $\rho = 1000$  kg/m<sup>3</sup>  
 Ambient Temperature : 23.7°C; Liquid Temperature : 22.5°C

**DASY5 Configuration:**

- Probe: EX3DV4 - SN3873; ConvF(8.02, 8.02, 8.02) @ 1882.5 MHz; Calibrated: 2022/8/31
- Sensor-Surface: 2mm (Mechanical Surface Detection)
- Electronics: DAE4 Sn1389; Calibrated: 2022/11/9
- Phantom: SAM (30deg probe tilt) with CRP v5.0; Type: QD000P40CD; Serial: TP:1781
- Measurement SW: DASY52, Version 52.10 (4); SEMCAD X Version 14.6.14 (7483)

- **Area Scan (81x71x1):** Interpolated grid: dx=1.500 mm, dy=1.500 mm  
 Maximum value of SAR (interpolated) = 1.40 W/kg

- **Zoom Scan (5x5x7)/Cube 0:** Measurement grid: dx=8mm, dy=8mm, dz=5mm  
 Reference Value = 12.62 V/m; Power Drift = 0.11 dB  
 Peak SAR (extrapolated) = 1.57 W/kg  
**SAR(1 g) = 0.934 W/kg; SAR(10 g) = 0.531 W/kg**  
 Maximum value of SAR (measured) = 1.25 W/kg

