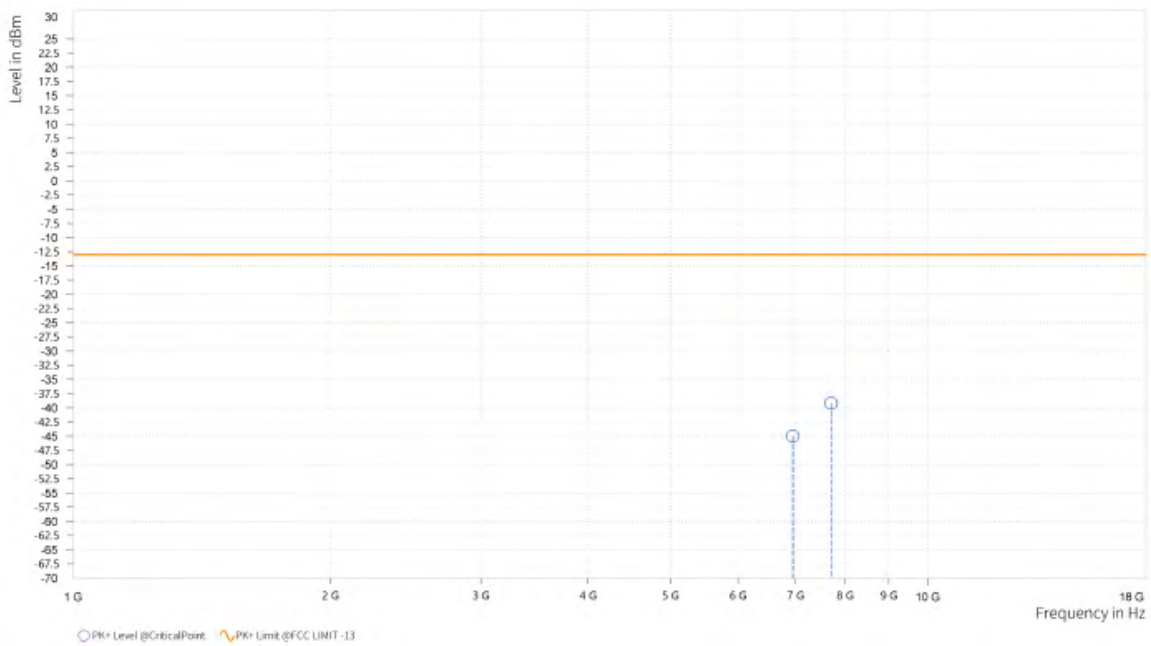




Test Report No.: W7L-P22110036RF12

MODE	TX channel 633334	FREQUENCY RANGE	Above 1000MHz
ENVIRONMENTAL CONDITIONS	23deg. C, 70%RH	INPUT POWER	AC 120V/60HZ
TESTED BY	Jace Hu		
ANTENNA POLARITY & TEST DISTANCE: VERTICAL AT 3 M			

Rg	Frequency [MHz]	PK+ Level [dBm]	PK+ Limit [dBm]	PK+ Margin [dB]	Correction [dB]	Polarization	Azimuth [deg]	Antenna Height [m]
5	6,951.500	-44.98	-13.00	31.98	30.42	V	77.1	2
5	7,705.000	-39.21	-13.00	26.21	32.91	V	359	2





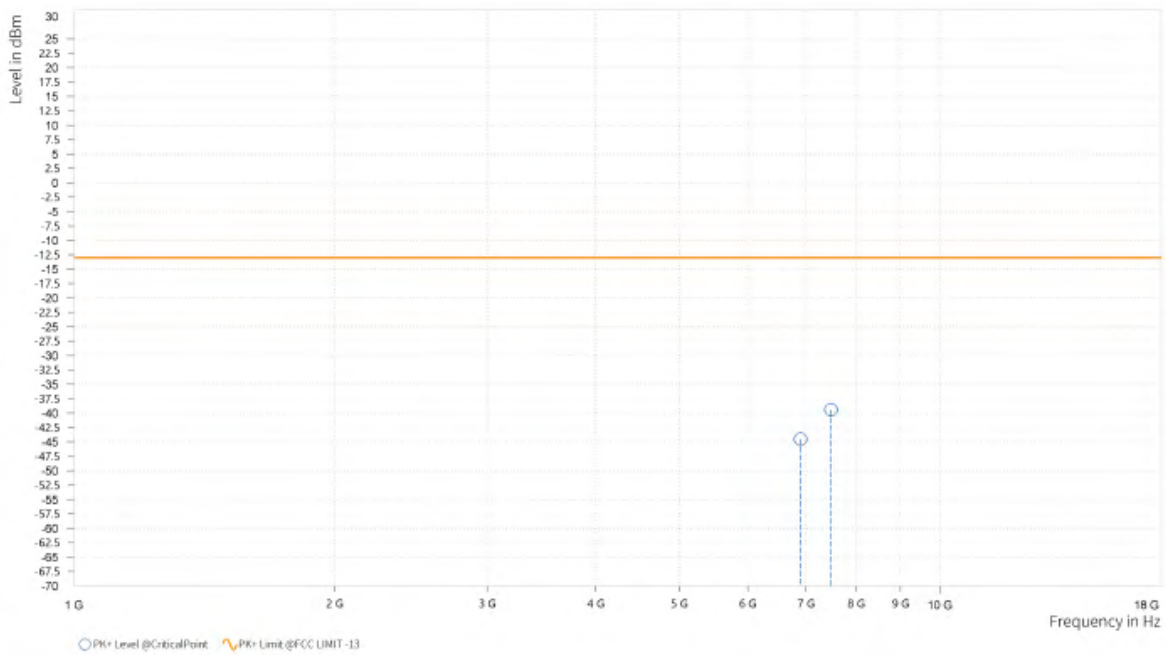
Test Report No.: W7L-P22110036RF12

CHANNEL BANDWIDTH: 60MHz / QPSK

CH632000

MODE	TX channel 632000	FREQUENCY RANGE	Above 1000MHz
ENVIRONMENTAL CONDITIONS	23deg. C, 70%RH	INPUT POWER	AC 120V/60HZ
TESTED BY	Jace Hu		
ANTENNA POLARITY & TEST DISTANCE: HORIZONTAL AT 3 M			

Rg	Frequency [MHz]	PK+ Level [dBm]	PK+ Limit [dBm]	PK+ Margin [dB]	Correction [dB]	Polarization	Azimuth [deg]	Antenna Height [m]
5	6,902.500	-44.53	-13.00	31.53	30.68	H	337.6	1
5	7,484.500	-39.41	-13.00	26.41	31.75	H	1	1

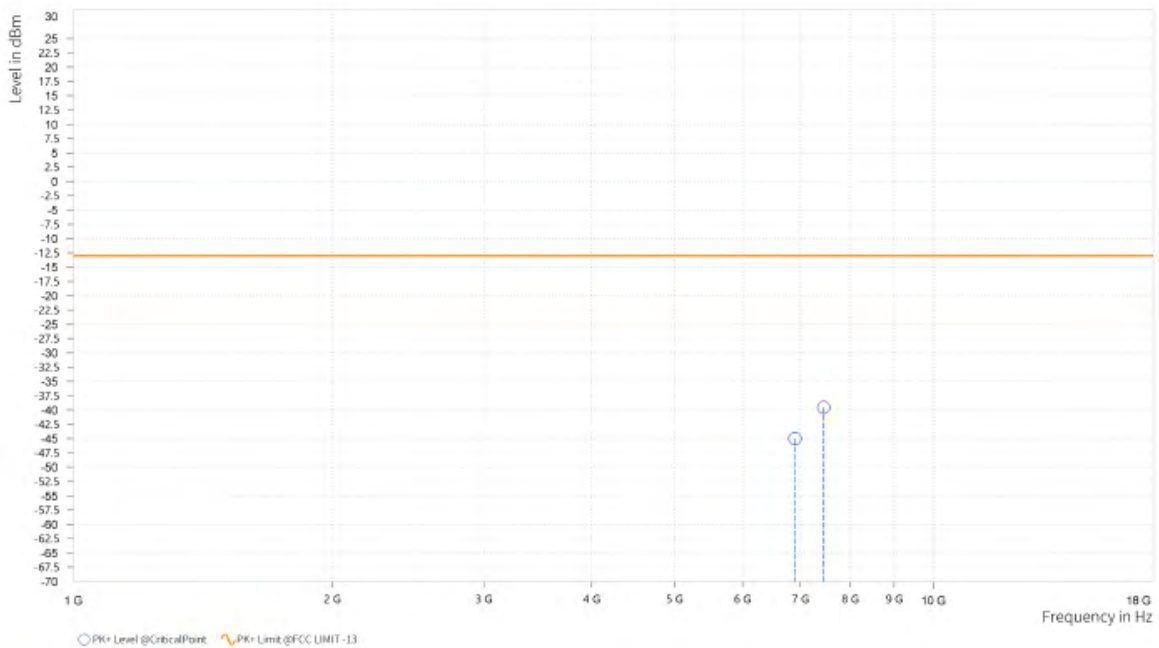




Test Report No.: W7L-P22110036RF12

MODE	TX channel 632000	FREQUENCY RANGE	Above 1000MHz
ENVIRONMENTAL CONDITIONS	23deg. C, 70%RH	INPUT POWER	AC 120V/60HZ
TESTED BY	Jace Hu		
ANTENNA POLARITY & TEST DISTANCE: VERTICAL AT 3 M			

Rg	Frequency [MHz]	PK+ Level [dBm]	PK+ Limit [dBm]	PK+ Margin [dB]	Correction [dB]	Polarization	Azimuth [deg]	Antenna Height [m]
5	6,901.500	-45.00	-13.00	32.00	30.80	V	287.7	1
5	7,451.500	-39.52	-13.00	26.52	31.73	V	77.2	2





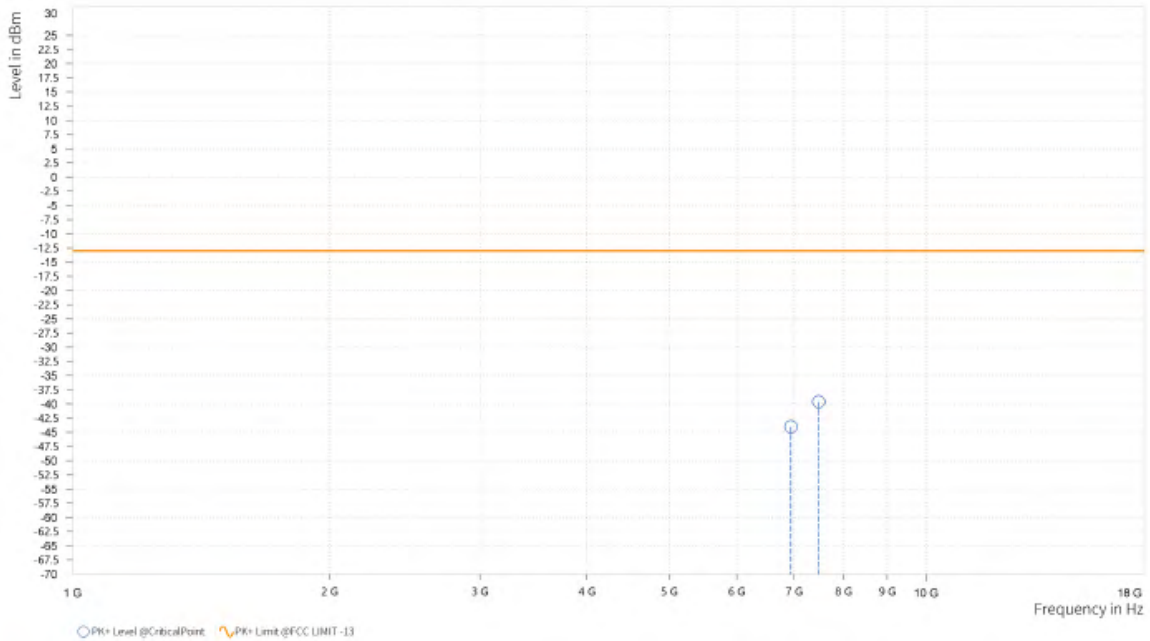
BUREAU VERITAS

Test Report No.: W7L-P22110036RF12

CH633334

MODE	TX channel 633334	FREQUENCY RANGE	Above 1000MHz
ENVIRONMENTAL CONDITIONS	23deg. C, 70%RH	INPUT POWER	AC 120V/60HZ
TESTED BY	Jace Hu		
ANTENNA POLARITY & TEST DISTANCE: HORIZONTAL AT 3 M			

Rg	Frequency [MHz]	PK+ Level [dBm]	PK+ Limit [dBm]	PK+ Margin [dB]	Correction [dB]	Polarization	Azimuth [deg]	Antenna Height [m]
5	6,942.000	-44.03	-13.00	31.03	30.34	H	359.1	1
5	7,483.000	-39.62	-13.00	26.62	31.75	H	77.2	2

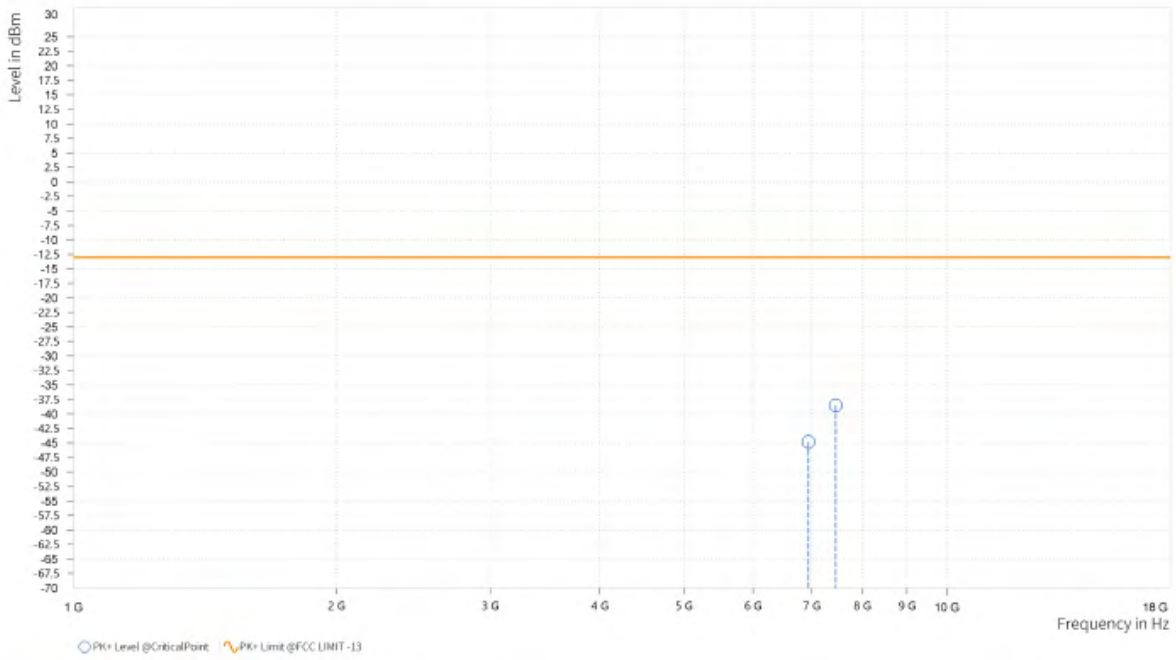




Test Report No.: W7L-P22110036RF12

MODE	TX channel 633334	FREQUENCY RANGE	Above 1000MHz
ENVIRONMENTAL CONDITIONS	23deg. C, 70%RH	INPUT POWER	AC 120V/60HZ
TESTED BY	Jace Hu		
ANTENNA POLARITY & TEST DISTANCE: VERTICAL AT 3 M			

Rg	Frequency [MHz]	PK+ Level [dBm]	PK+ Limit [dBm]	PK+ Margin [dB]	Correction [dB]	Polarization	Azimuth [deg]	Antenna Height [m]
5	6,942.000	-44.84	-13.00	31.84	30.54	V	285.3	1
5	7,458.500	-38.52	-13.00	25.52	31.72	V	76	2





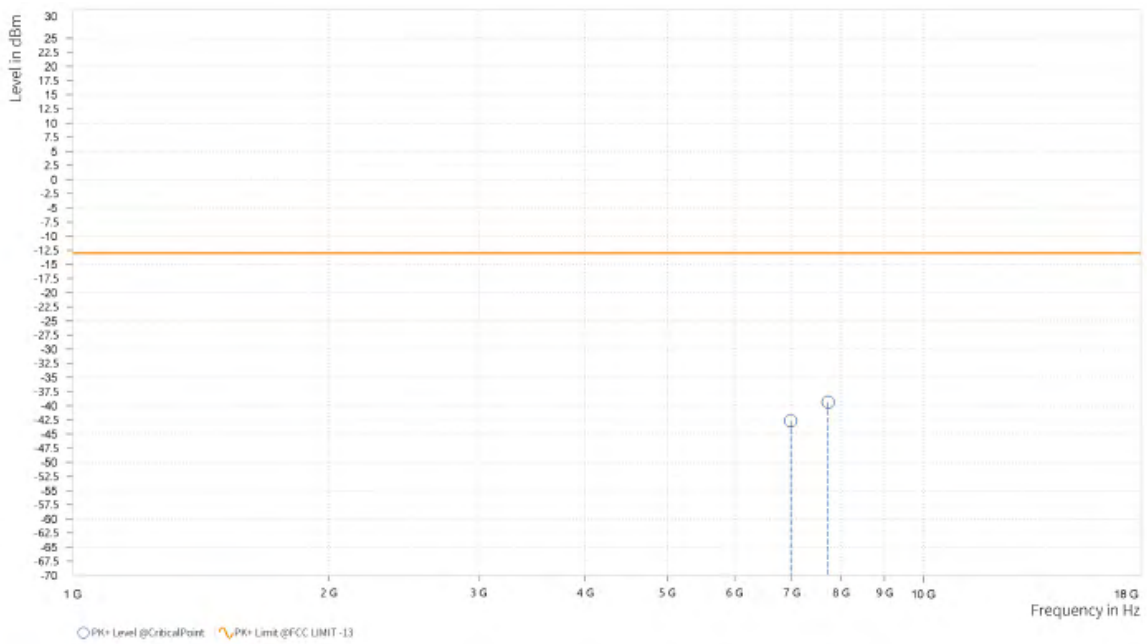
BUREAU
VERITAS

Test Report No.: W7L-P22110036RF12

CH634666

MODE	TX channel 634666	FREQUENCY RANGE	Above 1000MHz
ENVIRONMENTAL CONDITIONS	23deg. C, 70%RH	INPUT POWER	AC 120V/60HZ
TESTED BY	Jace Hu		
ANTENNA POLARITY & TEST DISTANCE: HORIZONTAL AT 3 M			

Rg	Frequency [MHz]	PK+ Level [dBm]	PK+ Limit [dBm]	PK+ Margin [dB]	Correction [dB]	Polarization	Azimuth [deg]	Antenna Height [m]
5	6,982.000	-42.69	-13.00	29.69	30.22	H	1	1
5	7,726.000	-39.38	-13.00	26.38	32.79	H	287.7	1

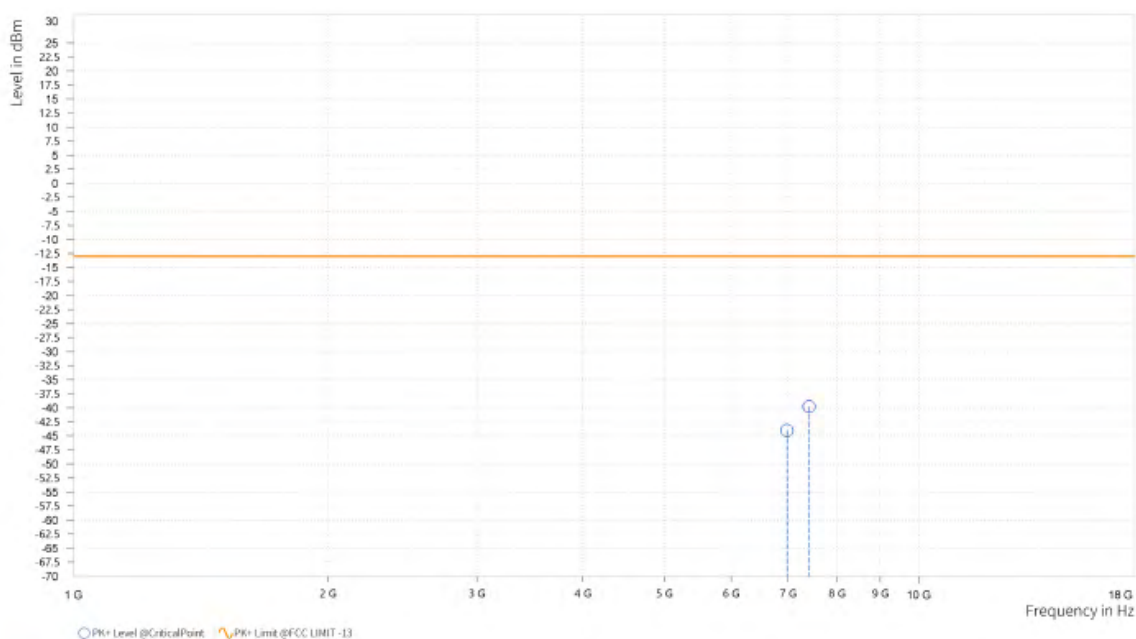




Test Report No.: W7L-P22110036RF12

MODE	TX channel 634666	FREQUENCY RANGE	Above 1000MHz
ENVIRONMENTAL CONDITIONS	23deg. C, 70%RH	INPUT POWER	AC 120V/60HZ
TESTED BY	Jace Hu		
ANTENNA POLARITY & TEST DISTANCE: VERTICAL AT 3 M			

Rg	Frequency [MHz]	PK+ Level [dBm]	PK+ Limit [dBm]	PK+ Margin [dB]	Correction [dB]	Polarization	Azimuth [deg]	Antenna Height [m]
5	6,982.000	-44.01	-13.00	31.01	30.34	V	70	2
5	7,417.000	-39.78	-13.00	26.78	31.73	V	0.9	2





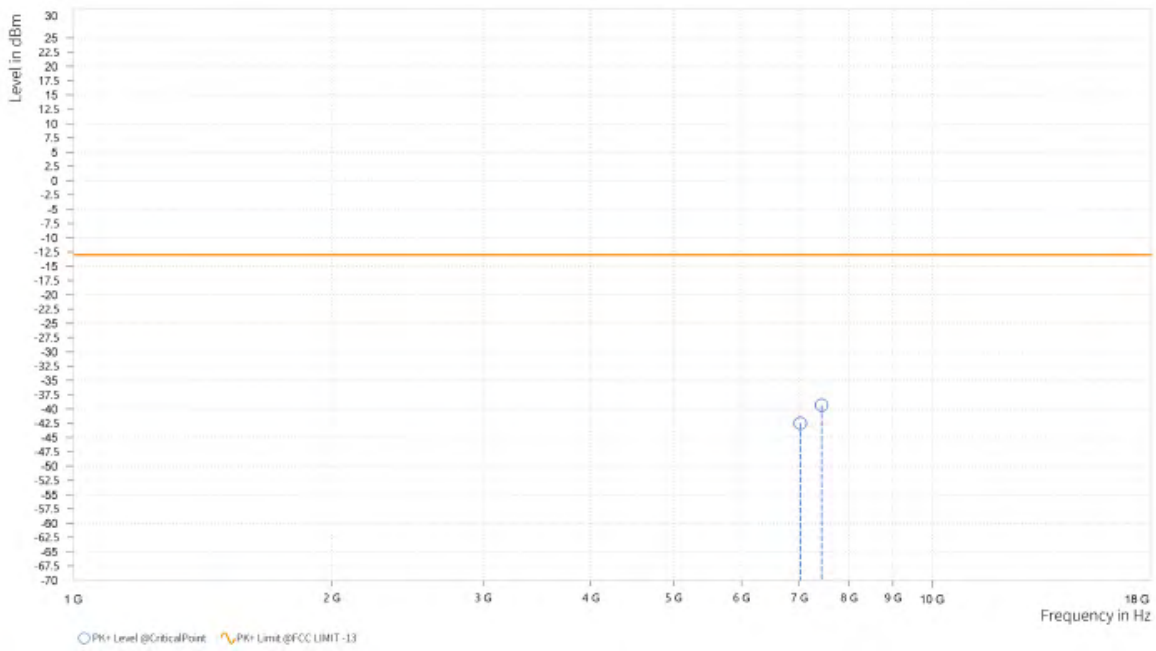
**BUREAU
VERITAS**

Test Report No.: W7L-P22110036RF12

CHANNEL BANDWIDTH: 80MHz / QPSK

MODE	TX channel 633334	FREQUENCY RANGE	Above 1000MHz
ENVIRONMENTAL CONDITIONS	23deg. C, 70%RH	INPUT POWER	AC 120V/60HZ
TESTED BY	Jace Hu		
ANTENNA POLARITY & TEST DISTANCE: HORIZONTAL AT 3 M			

Rg	Frequency [MHz]	PK+ Level [dBm]	PK+ Limit [dBm]	PK+ Margin [dB]	Correction [dB]	Polarization	Azimuth [deg]	Antenna Height [m]
5	7,022.500	-42.51	-13.00	29.51	30.38	H	359.1	1
5	7,435.500	-39.31	-13.00	26.31	31.60	H	1	2

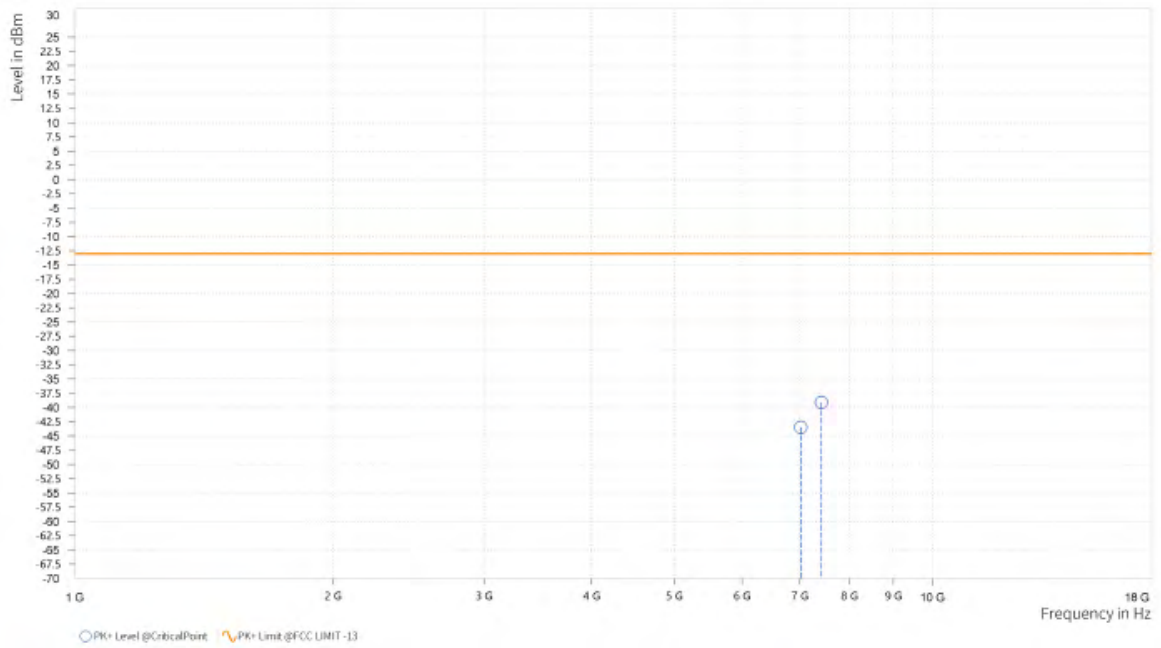




Test Report No.: W7L-P22110036RF12

MODE	TX channel 633334	FREQUENCY RANGE	Above 1000MHz
ENVIRONMENTAL CONDITIONS	23deg. C, 70%RH	INPUT POWER	AC 120V/60HZ
TESTED BY	Jace Hu		
ANTENNA POLARITY & TEST DISTANCE: VERTICAL AT 3 M			

Rg	Frequency [MHz]	PK+ Level [dBm]	PK+ Limit [dBm]	PK+ Margin [dB]	Correction [dB]	Polarization	Azimuth [deg]	Antenna Height [m]
5	7,022.000	-43.47	-13.00	30.47	30.44	V	284.1	1
5	7,422.500	-39.13	-13.00	26.13	31.74	V	77.2	2





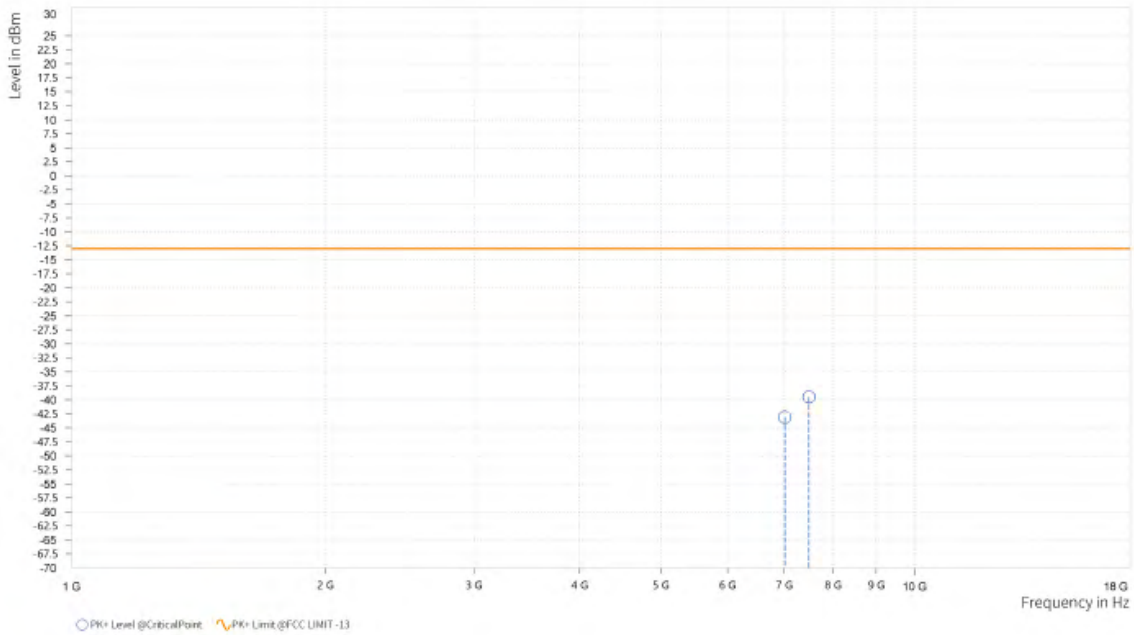
BUREAU VERITAS

Test Report No.: W7L-P22110036RF12

CHANNEL BANDWIDTH: 90MHz / QPSK

MODE	TX channel 633334	FREQUENCY RANGE	Above 1000MHz
ENVIRONMENTAL CONDITIONS	23deg. C, 70%RH	INPUT POWER	AC 120V/60HZ
TESTED BY	Jace Hu		
ANTENNA POLARITY & TEST DISTANCE: HORIZONTAL AT 3 M			

Rg	Frequency [MHz]	PK+ Level [dBm]	PK+ Limit [dBm]	PK+ Margin [dB]	Correction [dB]	Polarization	Azimuth [deg]	Antenna Height [m]
5	7,012.000	-43.08	-13.00	30.08	30.32	H	78.3	2
5	7,490.500	-39.49	-13.00	26.49	31.79	H	78.3	2

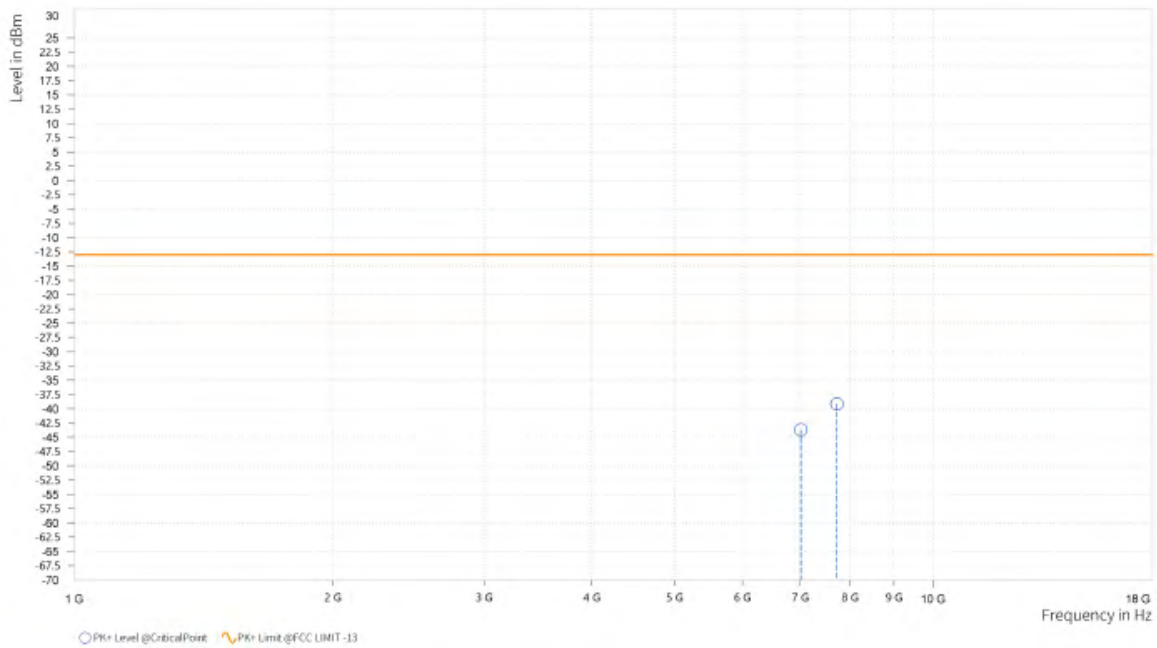




Test Report No.: W7L-P22110036RF12

MODE	TX channel 633334	FREQUENCY RANGE	Above 1000MHz
ENVIRONMENTAL CONDITIONS	23deg. C, 70%RH	INPUT POWER	AC 120V/60HZ
TESTED BY	Jace Hu		
ANTENNA POLARITY & TEST DISTANCE: VERTICAL AT 3 M			

Rg	Frequency [MHz]	PK+ Level [dBm]	PK+ Limit [dBm]	PK+ Margin [dB]	Correction [dB]	Polarization	Azimuth [deg]	Antenna Height [m]
5	7,015.000	-43.67	-13.00	30.67	30.41	V	1	1
5	7,724.500	-39.14	-13.00	26.14	32.99	V	0.9	2





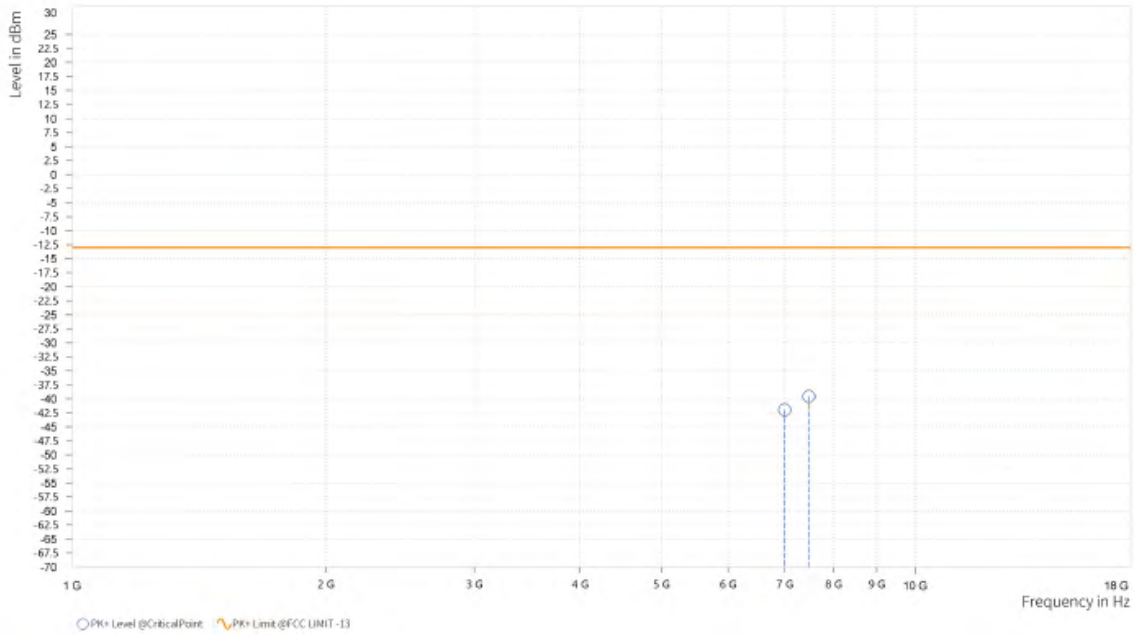
BUREAU VERITAS

Test Report No.: W7L-P22110036RF12

CHANNEL BANDWIDTH: 100MHz / QPSK

MODE	TX channel 633334	FREQUENCY RANGE	Above 1000MHz
ENVIRONMENTAL CONDITIONS	23deg. C, 70%RH	INPUT POWER	AC 120V/60HZ
TESTED BY	Jace Hu		
ANTENNA POLARITY & TEST DISTANCE: HORIZONTAL AT 3 M			

Rg	Frequency [MHz]	PK+ Level [dBm]	PK+ Limit [dBm]	PK+ Margin [dB]	Correction [dB]	Polarization	Azimuth [deg]	Antenna Height [m]
5	7,001.500	-41.97	-13.00	28.97	30.27	H	359	1
5	7,475.500	-39.57	-13.00	26.57	31.70	H	74.7	2

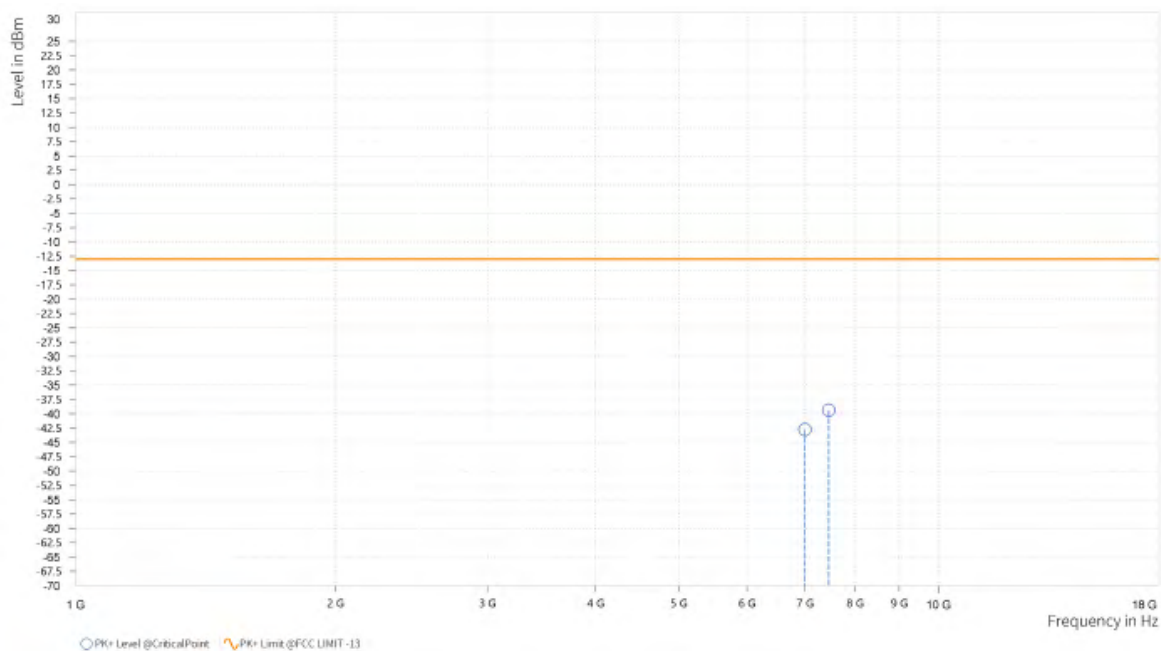




Test Report No.: W7L-P22110036RF12

MODE	TX channel 633334	FREQUENCY RANGE	Above 1000MHz
ENVIRONMENTAL CONDITIONS	23deg. C, 70%RH	INPUT POWER	AC 120V/60HZ
TESTED BY	Jace Hu		
ANTENNA POLARITY & TEST DISTANCE: VERTICAL AT 3 M			

Rg	Frequency [MHz]	PK+ Level [dBm]	PK+ Limit [dBm]	PK+ Margin [dB]	Correction [dB]	Polarization	Azimuth [deg]	Antenna Height [m]
5	7,002.000	-42.76	-13.00	29.76	30.36	V	285.3	1
5	7,460.500	-39.38	-13.00	26.38	31.72	V	359	2





BUREAU VERITAS

Test Report No.: W7L-P22110036RF12

N78 (Part 27Q): SRS-2 (ANT 4)

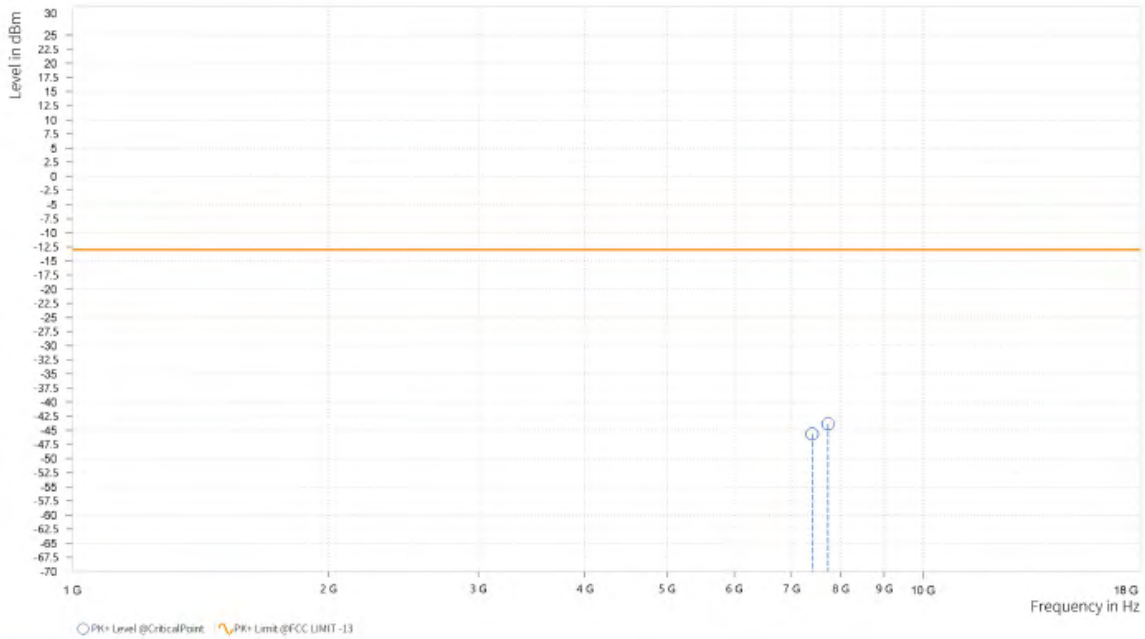
Note: For frequency above 18GHz, the emission was tested 20db below the limit so the data not recorded in the sheet.

CHANNEL BANDWIDTH: 20MHz / QPSK

CH630668

MODE	TX channel 630668	FREQUENCY RANGE	Above 1000MHz
ENVIRONMENTAL CONDITIONS	23deg. C, 70%RH	INPUT POWER	AC 120V/60HZ
TESTED BY	Jace Hu		
ANTENNA POLARITY & TEST DISTANCE: HORIZONTAL AT 3 M			

Rg	Frequency [MHz]	PK+ Level [dBm]	PK+ Limit [dBm]	PK+ Margin [dB]	Correction [dB]	Polarization	Azimuth [deg]	Antenna Height [m]
5	7,408.500	-45.64	-13.00	32.64	31.57	H	359	2
5	7,730.000	-43.84	-13.00	30.84	32.80	H	91.4	2

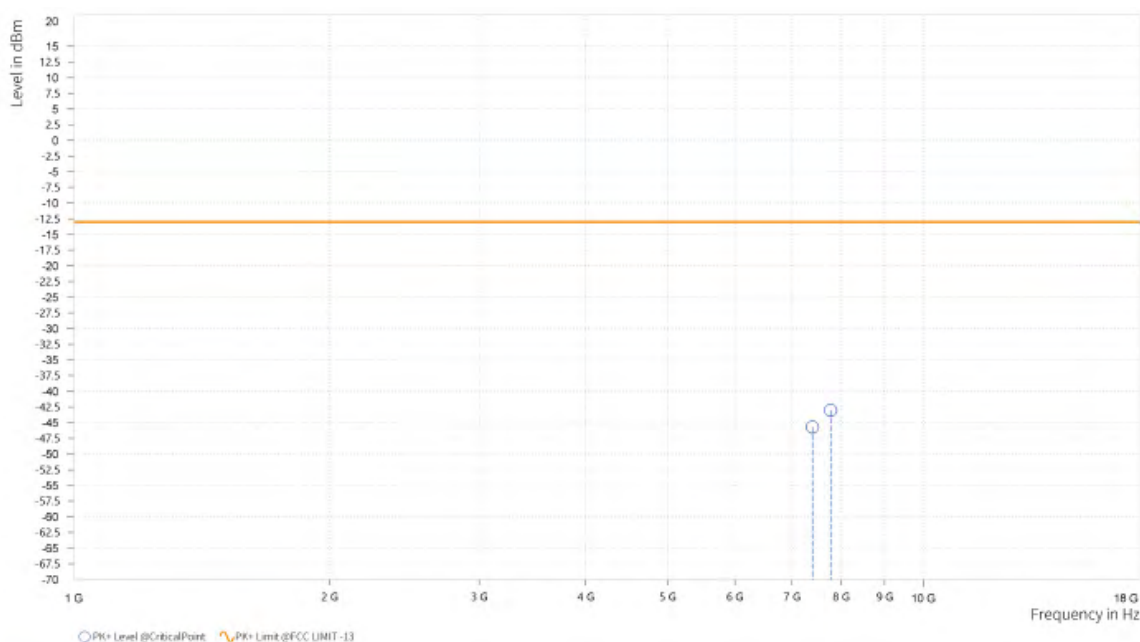




Test Report No.: W7L-P22110036RF12

MODE	TX channel 630668	FREQUENCY RANGE	Above 1000MHz
ENVIRONMENTAL CONDITIONS	23deg. C, 70%RH	INPUT POWER	AC 120V/60HZ
TESTED BY	Jace Hu		
ANTENNA POLARITY & TEST DISTANCE: VERTICAL AT 3 M			

Rg	Frequency [MHz]	PK+ Level [dBm]	PK+ Limit [dBm]	PK+ Margin [dB]	Correction [dB]	Polarization	Azimuth [deg]	Antenna Height [m]
5	7,401.500	-45.71	-13.00	32.71	31.73	V	0.9	2
5	7,776.000	-43.02	-13.00	30.02	33.03	V	359	2



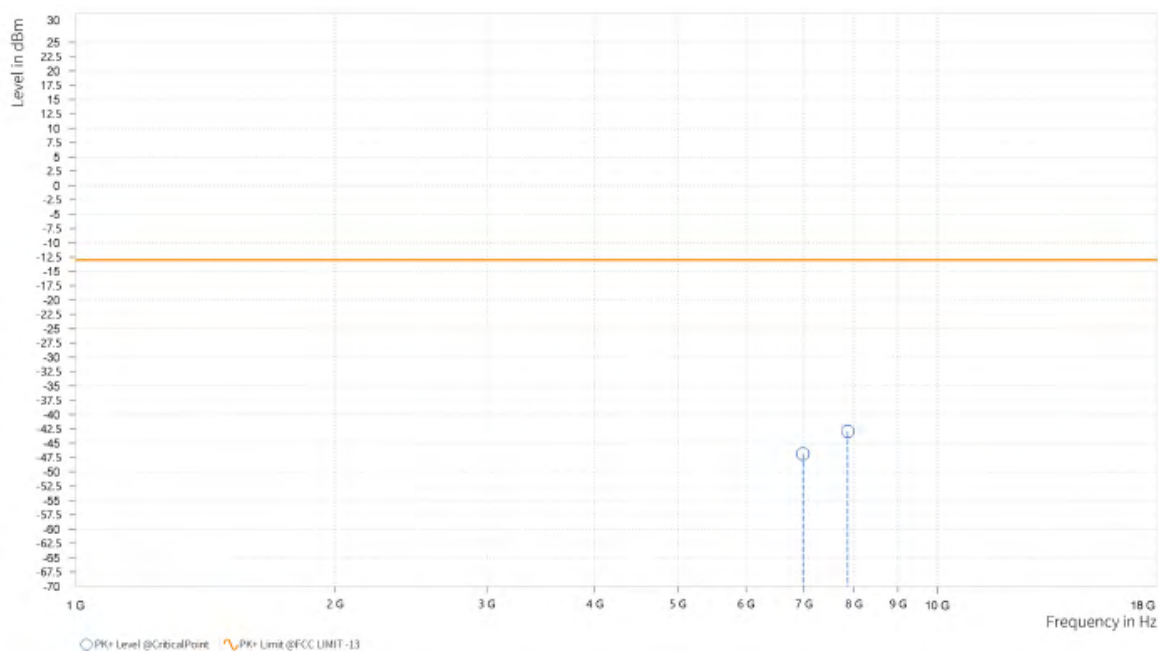


Test Report No.: W7L-P22110036RF12

CH633334

MODE	TX channel 633334	FREQUENCY RANGE	Above 1000MHz
ENVIRONMENTAL CONDITIONS	23deg. C, 70%RH	INPUT POWER	AC 120V/60HZ
TESTED BY	Jace Hu		
ANTENNA POLARITY & TEST DISTANCE: HORIZONTAL AT 3 M			

Rg	Frequency [MHz]	PK+ Level [dBm]	PK+ Limit [dBm]	PK+ Margin [dB]	Correction [dB]	Polarization	Azimuth [deg]	Antenna Height [m]
5	6,980.500	-46.88	-13.00	33.88	30.21	H	93.8	2
5	7,869.000	-42.92	-13.00	29.92	32.99	H	1	2

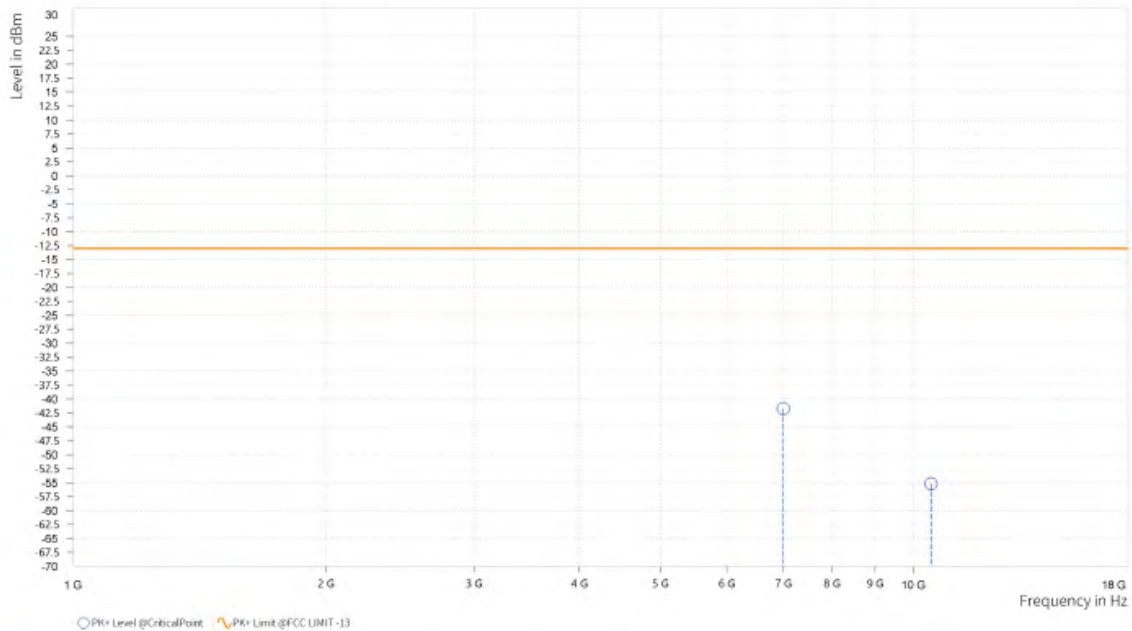




Test Report No.: W7L-P22110036RF12

MODE	TX channel 633334	FREQUENCY RANGE	Above 1000MHz
ENVIRONMENTAL CONDITIONS	23deg. C, 70%RH	INPUT POWER	AC 120V/60HZ
TESTED BY	Jace Hu		
ANTENNA POLARITY & TEST DISTANCE: VERTICAL AT 3 M			

Rg	Frequency [MHz]	PK+ Level [dBm]	PK+ Limit [dBm]	PK+ Margin [dB]	Correction [dB]	Polarization	Azimuth [deg]	Antenna Height [m]
5	7,000.500	-41.72	-13.00	28.72	30.36	V	1	2
6	10,496.000	-55.18	-13.00	42.18	22.29	V	1	2



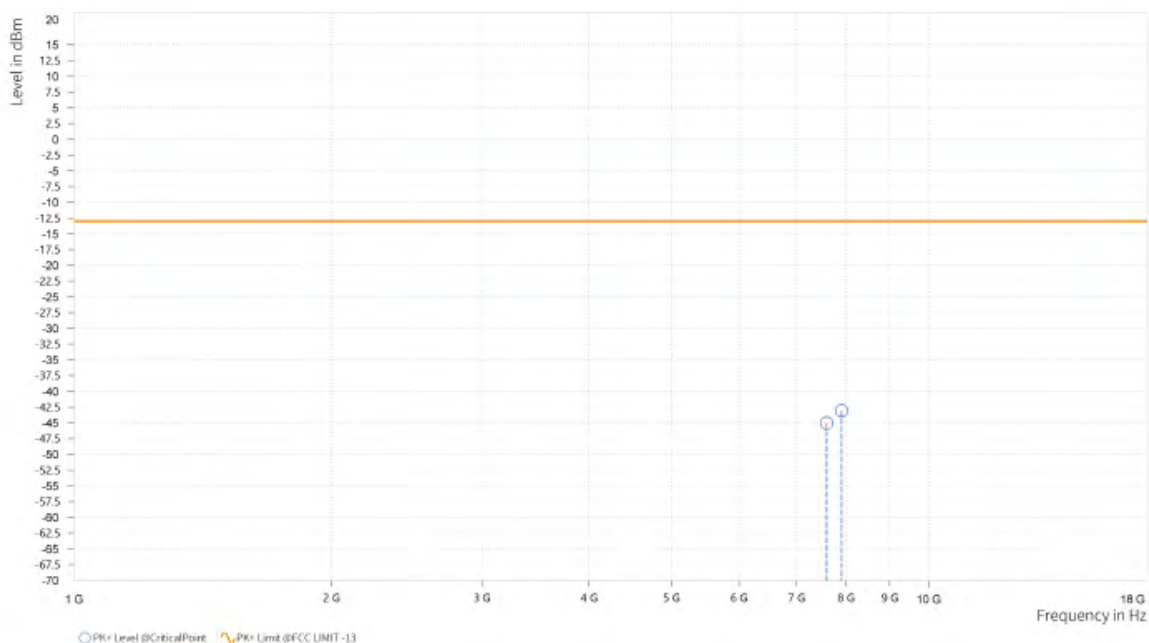


Test Report No.: W7L-P22110036RF12

CH636000

MODE	TX channel 636000	FREQUENCY RANGE	Above 1000MHz
ENVIRONMENTAL CONDITIONS	23deg. C, 70%RH	INPUT POWER	AC 120V/60HZ
TESTED BY	Jace Hu		
ANTENNA POLARITY & TEST DISTANCE: HORIZONTAL AT 3 M			

Rg	Frequency [MHz]	PK+ Level [dBm]	PK+ Limit [dBm]	PK+ Margin [dB]	Correction [dB]	Polarization	Azimuth [deg]	Antenna Height [m]
5	7,591.500	-45.04	-13.00	32.04	32.17	H	91.4	2
5	7,908.000	-43.08	-13.00	30.08	33.01	H	1	2

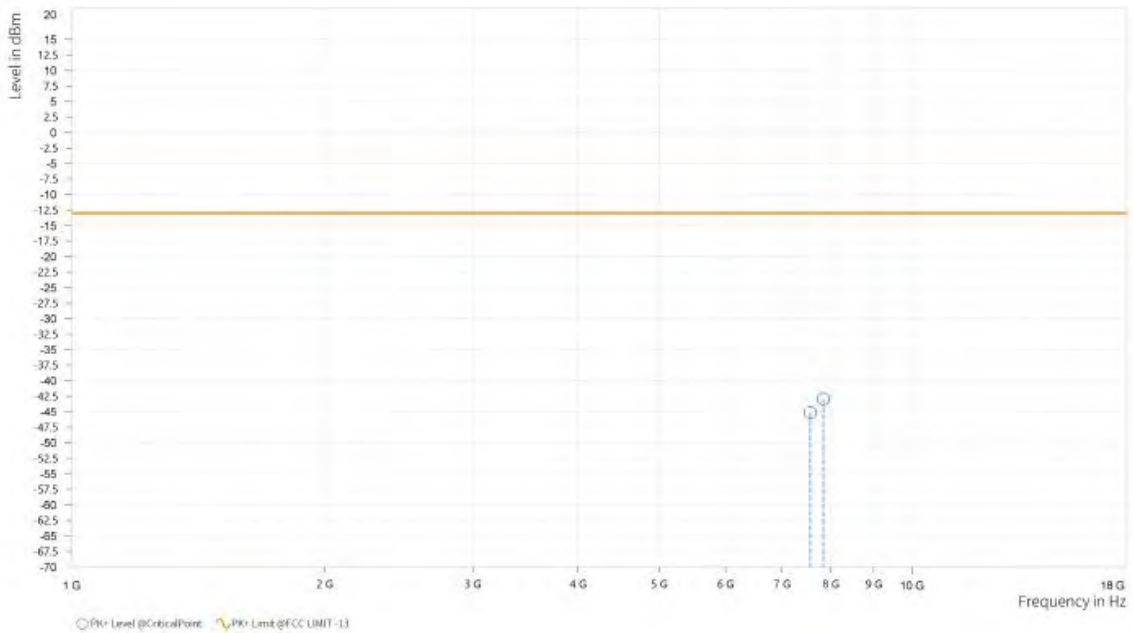




Test Report No.: W7L-P22110036RF12

MODE	TX channel 636000	FREQUENCY RANGE	Above 1000MHz
ENVIRONMENTAL CONDITIONS	23deg. C, 70%RH	INPUT POWER	AC 120V/60HZ
TESTED BY	Jace Hu		
ANTENNA POLARITY & TEST DISTANCE: VERTICAL AT 3 M			

Rg	Frequency [MHz]	PK+ Level [dBm]	PK+ Limit [dBm]	PK+ Margin [dB]	Correction [dB]	Polarization	Azimuth [deg]	Antenna Height [m]
5	7,564.500	-45.14	-13.00	32.14	32.14	V	90.2	2
5	7,840.000	-42.91	-13.00	29.91	33.06	V	90.2	2



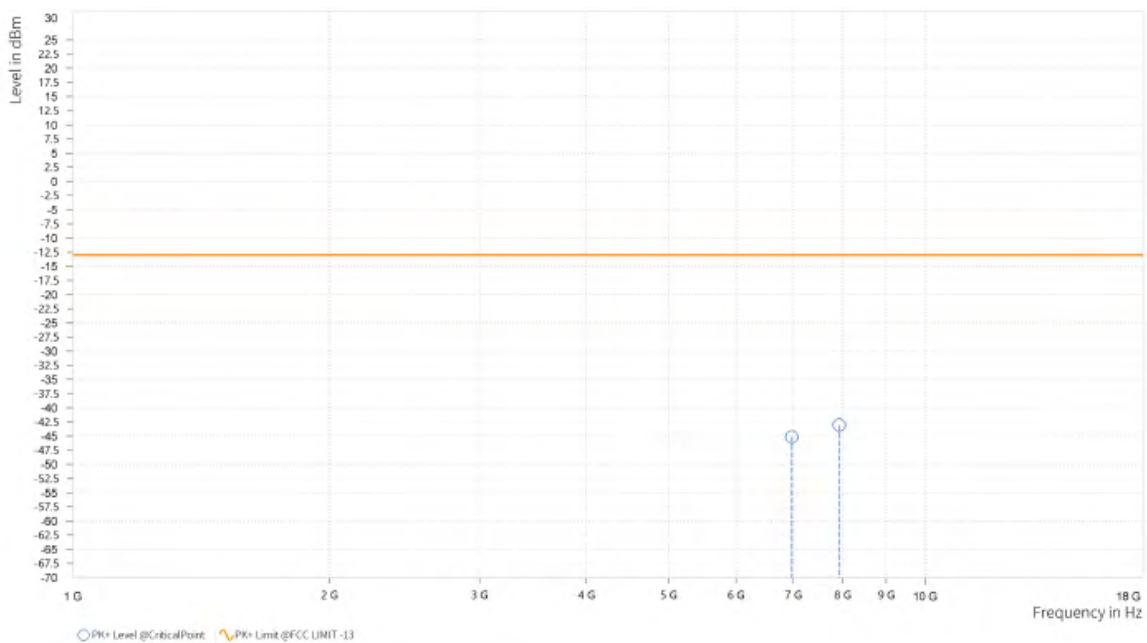


Test Report No.: W7L-P22110036RF12

CHANNEL BANDWIDTH: 30MHz / QPSK

MODE	TX channel 633334	FREQUENCY RANGE	Above 1000MHz
ENVIRONMENTAL CONDITIONS	23deg. C, 70%RH	INPUT POWER	AC 120V/60HZ
TESTED BY	Jace Hu		
ANTENNA POLARITY & TEST DISTANCE: HORIZONTAL AT 3 M			

Rg	Frequency [MHz]	PK+ Level [dBm]	PK+ Limit [dBm]	PK+ Margin [dB]	Correction [dB]	Polarization	Azimuth [deg]	Antenna Height [m]
5	6,972.000	-45.17	-13.00	32.17	30.19	H	0.9	2
5	7,925.000	-43.08	-13.00	30.08	33.00	H	92.6	2

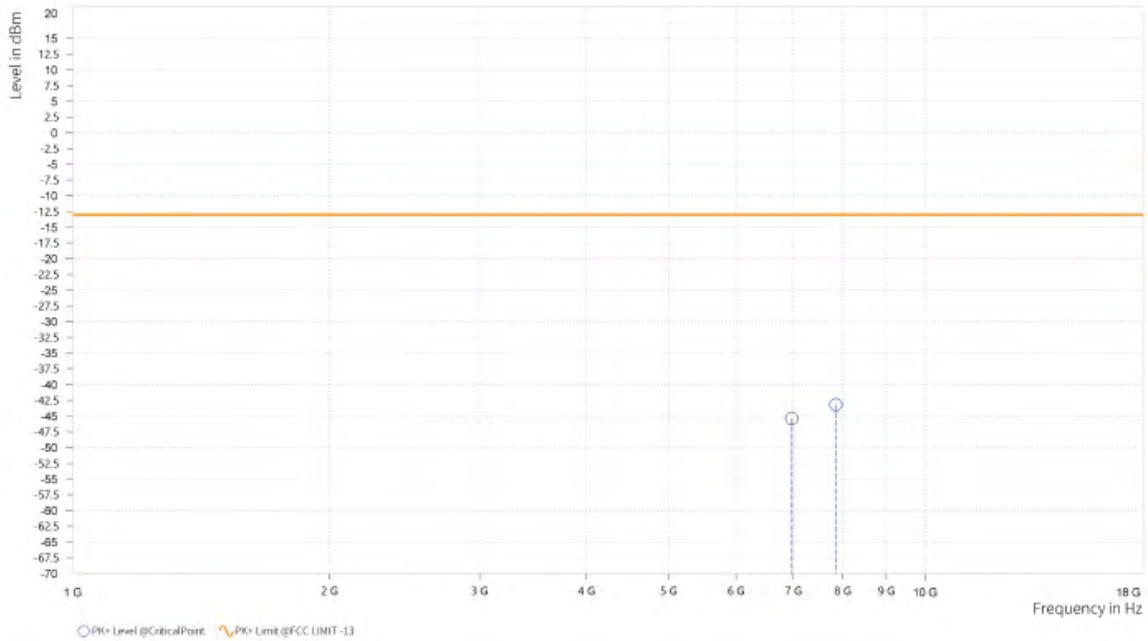




Test Report No.: W7L-P22110036RF12

MODE	TX channel 633334	FREQUENCY RANGE	Above 1000MHz
ENVIRONMENTAL CONDITIONS	23deg. C, 70%RH	INPUT POWER	AC 120V/60HZ
TESTED BY	Jace Hu		
ANTENNA POLARITY & TEST DISTANCE: VERTICAL AT 3 M			

Rg	Frequency [MHz]	PK+ Level [dBm]	PK+ Limit [dBm]	PK+ Margin [dB]	Correction [dB]	Polarization	Azimuth [deg]	Antenna Height [m]
5	6,972.000	-45.36	-13.00	32.36	30.33	V	0.9	2
5	7,855.500	-43.17	-13.00	30.17	33.06	V	0.9	2



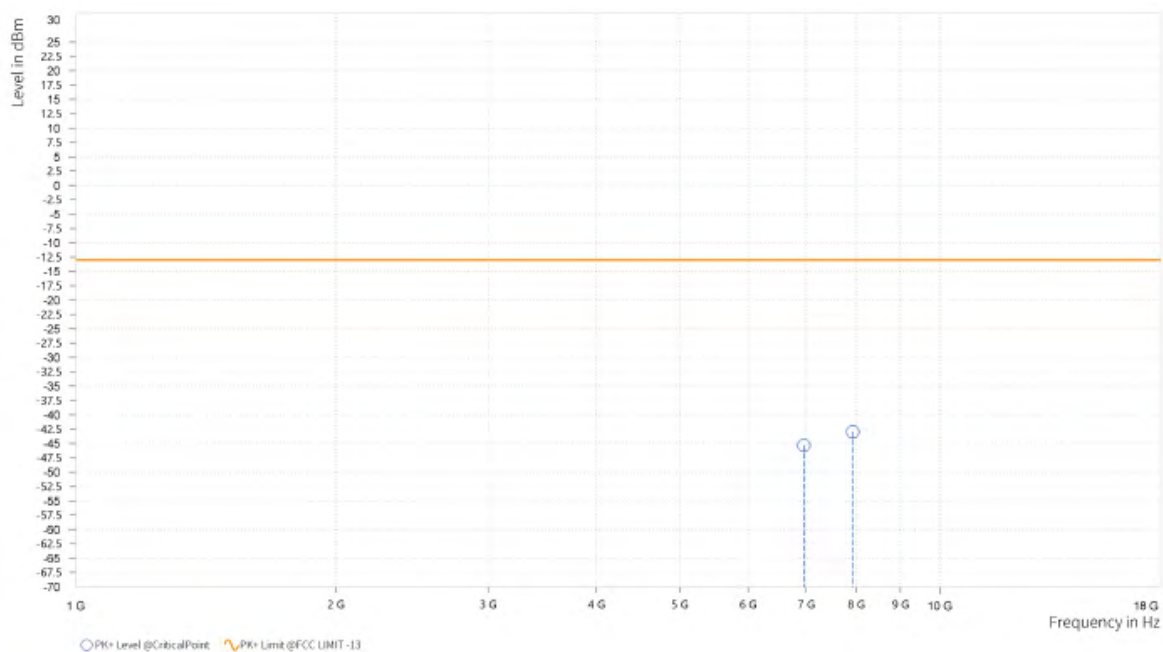


Test Report No.: W7L-P22110036RF12

CHANNEL BANDWIDTH: 40MHz / QPSK

MODE	TX channel 633334	FREQUENCY RANGE	Above 1000MHz
ENVIRONMENTAL CONDITIONS	23deg. C, 70%RH	INPUT POWER	AC 120V/60HZ
TESTED BY	Jace Hu		
ANTENNA POLARITY & TEST DISTANCE: HORIZONTAL AT 3 M			

Rg	Frequency [MHz]	PK+ Level [dBm]	PK+ Limit [dBm]	PK+ Margin [dB]	Correction [dB]	Polarization	Azimuth [deg]	Antenna Height [m]
5	6,962.000	-45.34	-13.00	32.34	30.16	H	359	1
5	7,927.500	-42.96	-13.00	29.96	33.00	H	359	2



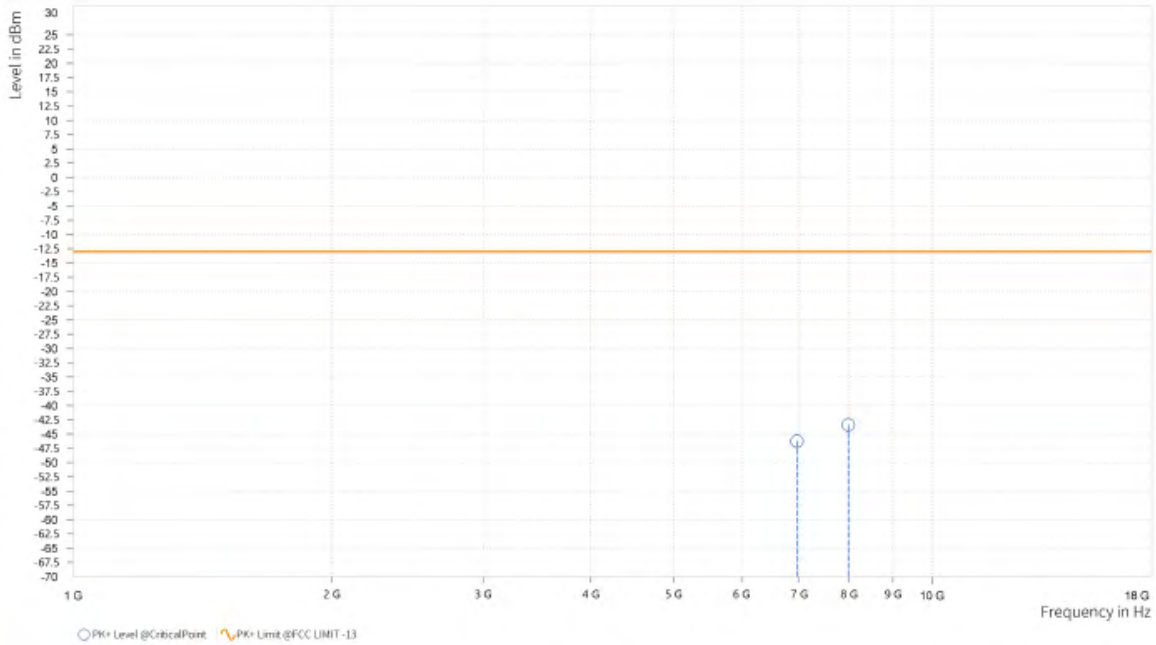


BUREAU VERITAS

Test Report No.: W7L-P22110036RF12

MODE	TX channel 633334	FREQUENCY RANGE	Above 1000MHz
ENVIRONMENTAL CONDITIONS	23deg. C, 70%RH	INPUT POWER	AC 120V/60HZ
TESTED BY	Jace Hu		
ANTENNA POLARITY & TEST DISTANCE: VERTICAL AT 3 M			

Rg	Frequency [MHz]	PK+ Level [dBm]	PK+ Limit [dBm]	PK+ Margin [dB]	Correction [dB]	Polarization	Azimuth [deg]	Antenna Height [m]
5	6,961.500	-46.23	-13.00	33.23	30.32	V	1	1
5	7,989.000	-43.38	-13.00	30.38	33.32	V	305.5	1



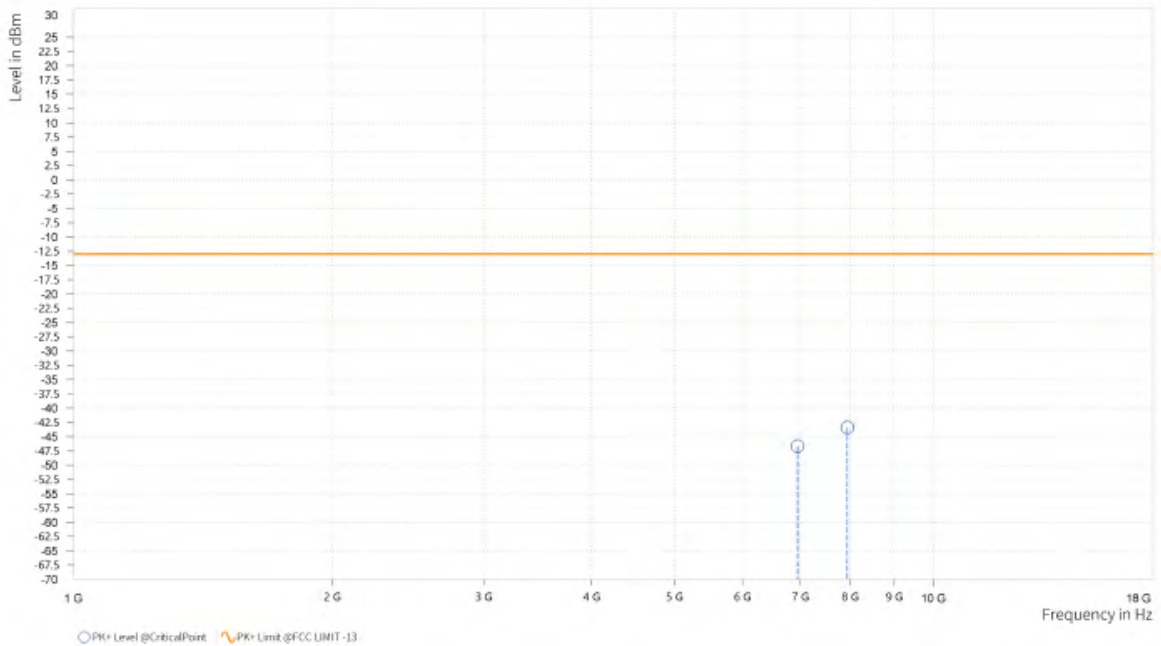


Test Report No.: W7L-P22110036RF12

CHANNEL BANDWIDTH: 50MHz / QPSK

MODE	TX channel 633334	FREQUENCY RANGE	Above 1000MHz
ENVIRONMENTAL CONDITIONS	23deg. C, 70%RH	INPUT POWER	AC 120V/60HZ
TESTED BY	Jace Hu		
ANTENNA POLARITY & TEST DISTANCE: HORIZONTAL AT 3 M			

Rg	Frequency [MHz]	PK+ Level [dBm]	PK+ Limit [dBm]	PK+ Margin [dB]	Correction [dB]	Polarization	Azimuth [deg]	Antenna Height [m]
5	6,951.500	-46.65	-13.00	33.65	30.24	H	1	2
5	7,940.000	-43.41	-13.00	30.41	32.99	H	1	2

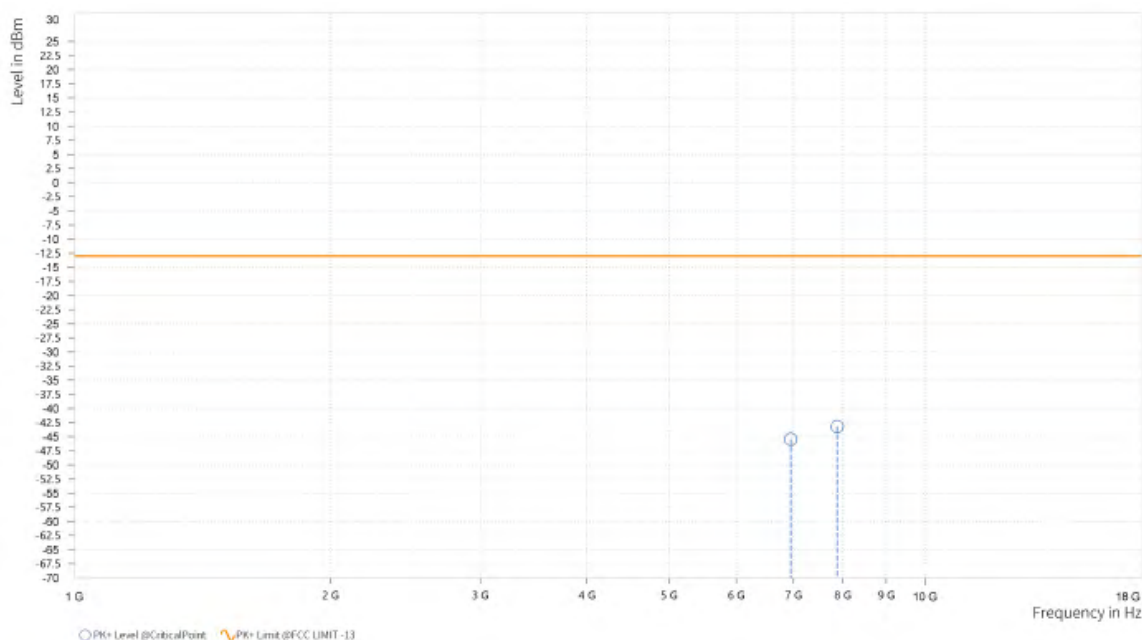




Test Report No.: W7L-P22110036RF12

MODE	TX channel 633334	FREQUENCY RANGE	Above 1000MHz
ENVIRONMENTAL CONDITIONS	23deg. C, 70%RH	INPUT POWER	AC 120V/60HZ
TESTED BY	Jace Hu		
ANTENNA POLARITY & TEST DISTANCE: VERTICAL AT 3 M			

Rg	Frequency [MHz]	PK+ Level [dBm]	PK+ Limit [dBm]	PK+ Margin [dB]	Correction [dB]	Polarization	Azimuth [deg]	Antenna Height [m]
5	6,952.500	-45.44	-13.00	32.44	30.41	V	0.9	2
5	7,881.000	-43.18	-13.00	30.18	33.04	V	359.1	1



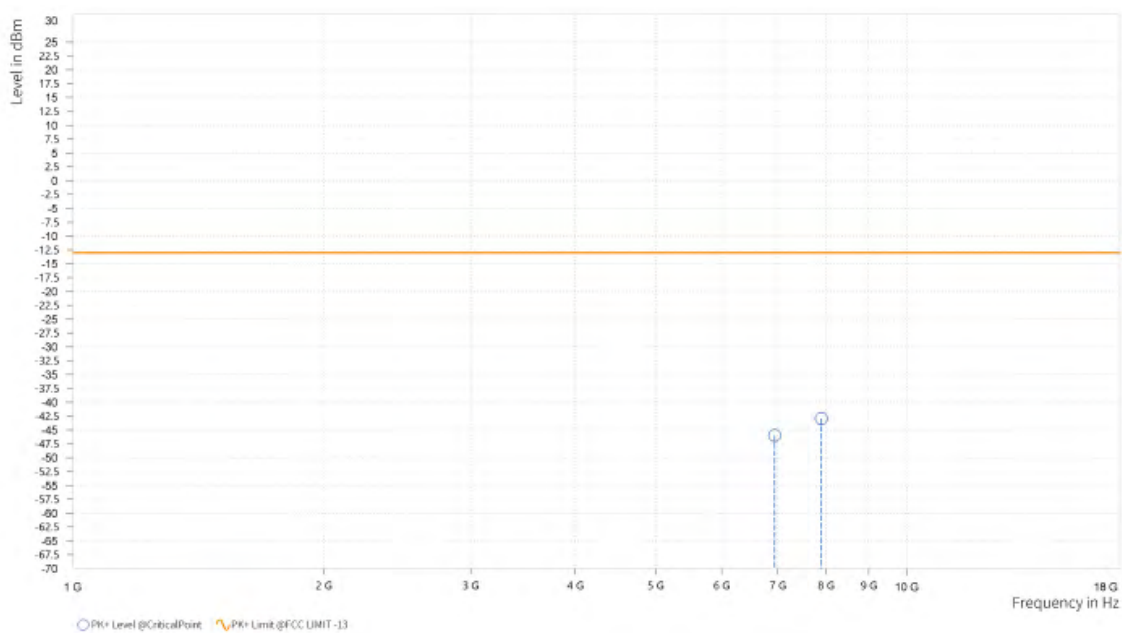


Test Report No.: W7L-P22110036RF12

CHANNEL BANDWIDTH: 60MHz / QPSK

MODE	TX channel 633334	FREQUENCY RANGE	Above 1000MHz
ENVIRONMENTAL CONDITIONS	23deg. C, 70%RH	INPUT POWER	AC 120V/60HZ
TESTED BY	Jace Hu		
ANTENNA POLARITY & TEST DISTANCE: HORIZONTAL AT 3 M			

Rg	Frequency [MHz]	PK+ Level [dBm]	PK+ Limit [dBm]	PK+ Margin [dB]	Correction [dB]	Polarization	Azimuth [deg]	Antenna Height [m]
5	6,941.500	-46.01	-13.00	33.01	30.35	H	359	2
5	7,898.500	-42.93	-13.00	29.93	33.01	H	304.3	1

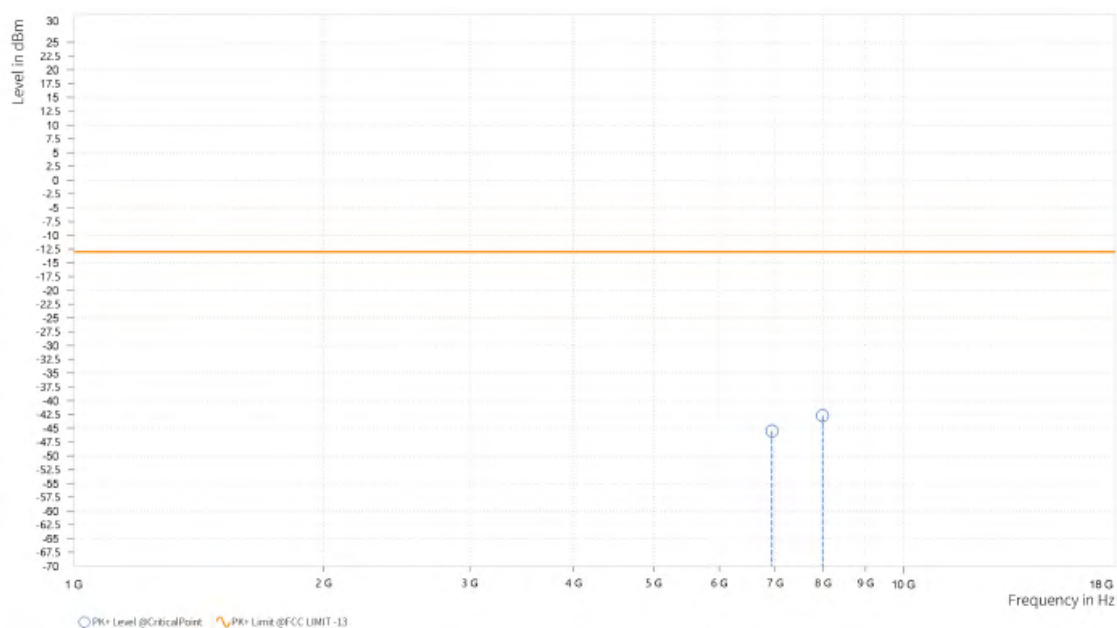




Test Report No.: W7L-P22110036RF12

MODE	TX channel 633334	FREQUENCY RANGE	Above 1000MHz
ENVIRONMENTAL CONDITIONS	23deg. C, 70%RH	INPUT POWER	AC 120V/60HZ
TESTED BY	Jace Hu		
ANTENNA POLARITY & TEST DISTANCE: VERTICAL AT 3 M			

Rg	Frequency [MHz]	PK+ Level [dBm]	PK+ Limit [dBm]	PK+ Margin [dB]	Correction [dB]	Polarization	Azimuth [deg]	Antenna Height [m]
5	6,942.000	-45.49	-13.00	32.49	30.54	V	1	2
5	7,988.500	-42.71	-13.00	29.71	33.32	V	319.9	1



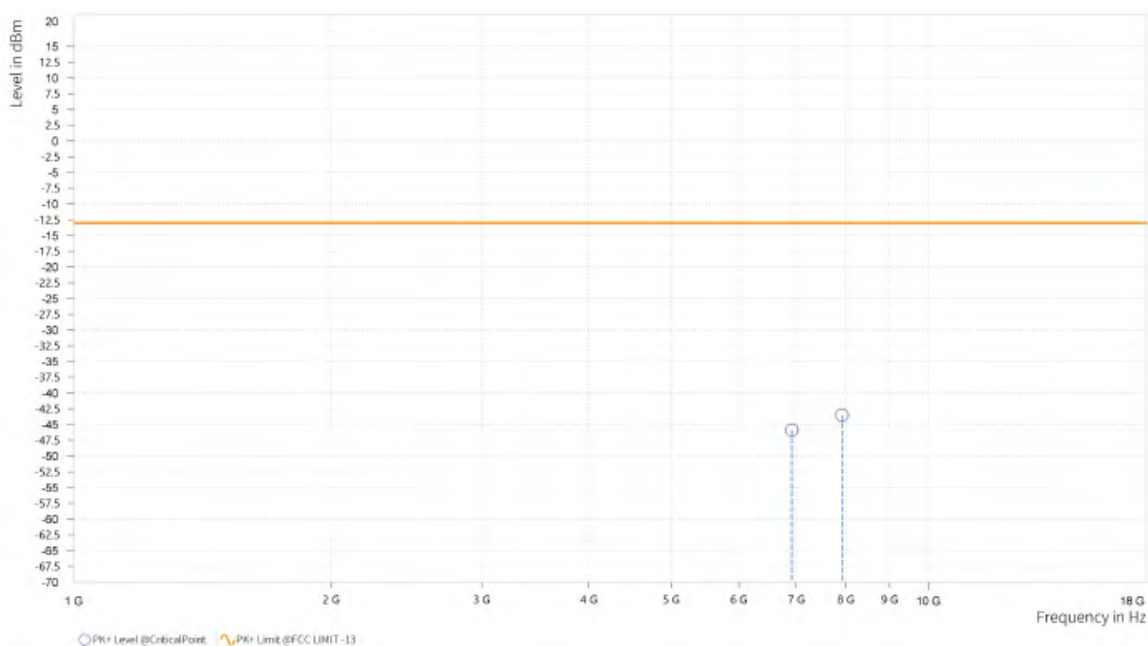


Test Report No.: W7L-P22110036RF12

CHANNEL BANDWIDTH: 80MHz / QPSK

MODE	TX channel 633334	FREQUENCY RANGE	Above 1000MHz
ENVIRONMENTAL CONDITIONS	23deg. C, 70%RH	INPUT POWER	AC 120V/60HZ
TESTED BY	Jace Hu		
ANTENNA POLARITY & TEST DISTANCE: HORIZONTAL AT 3 M			

Rg	Frequency [MHz]	PK+ Level [dBm]	PK+ Limit [dBm]	PK+ Margin [dB]	Correction [dB]	Polarization	Azimuth [deg]	Antenna Height [m]
5	6,922.000	-45.88	-13.00	32.88	30.52	H	304.4	1
5	7,924.000	-43.48	-13.00	30.48	33.00	H	359	2

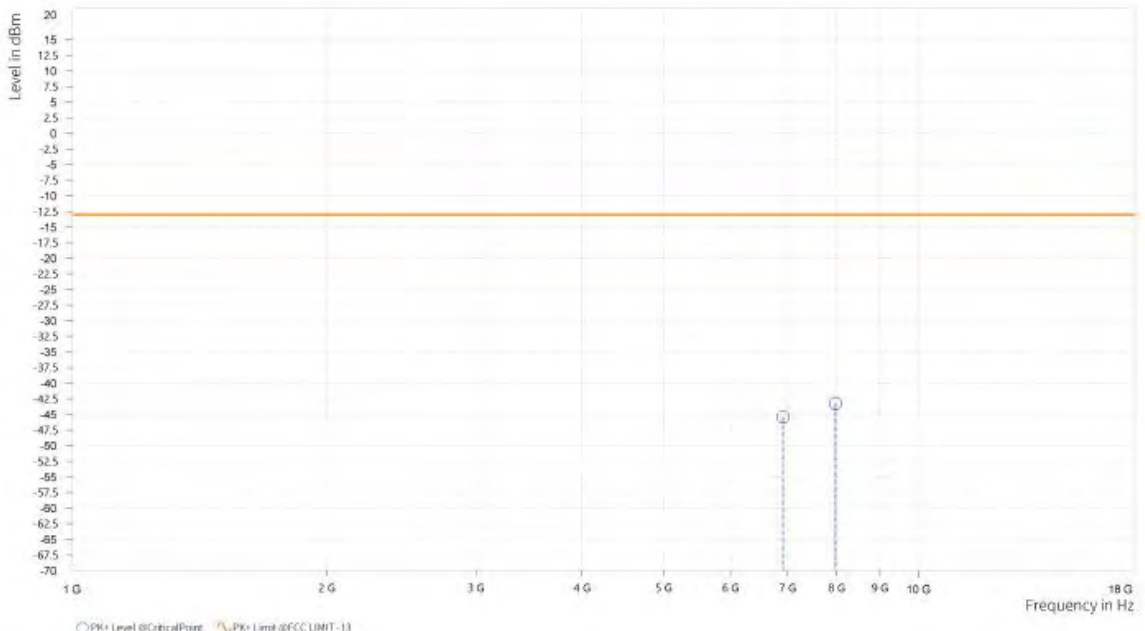




Test Report No.: W7L-P22110036RF12

MODE	TX channel 633334	FREQUENCY RANGE	Above 1000MHz
ENVIRONMENTAL CONDITIONS	23deg. C, 70%RH	INPUT POWER	AC 120V/60HZ
TESTED BY	Jace Hu		
ANTENNA POLARITY & TEST DISTANCE: VERTICAL AT 3 M			

Rg	Frequency [MHz]	PK+ Level [dBm]	PK+ Limit [dBm]	PK+ Margin [dB]	Correction [dB]	Polarization	Azimuth [deg]	Antenna Height [m]
5	6,922.000	-45.37	-13.00	32.37	30.69	V	359.1	1
5	7,978.500	-43.21	-13.00	30.21	33.29	V	359	2





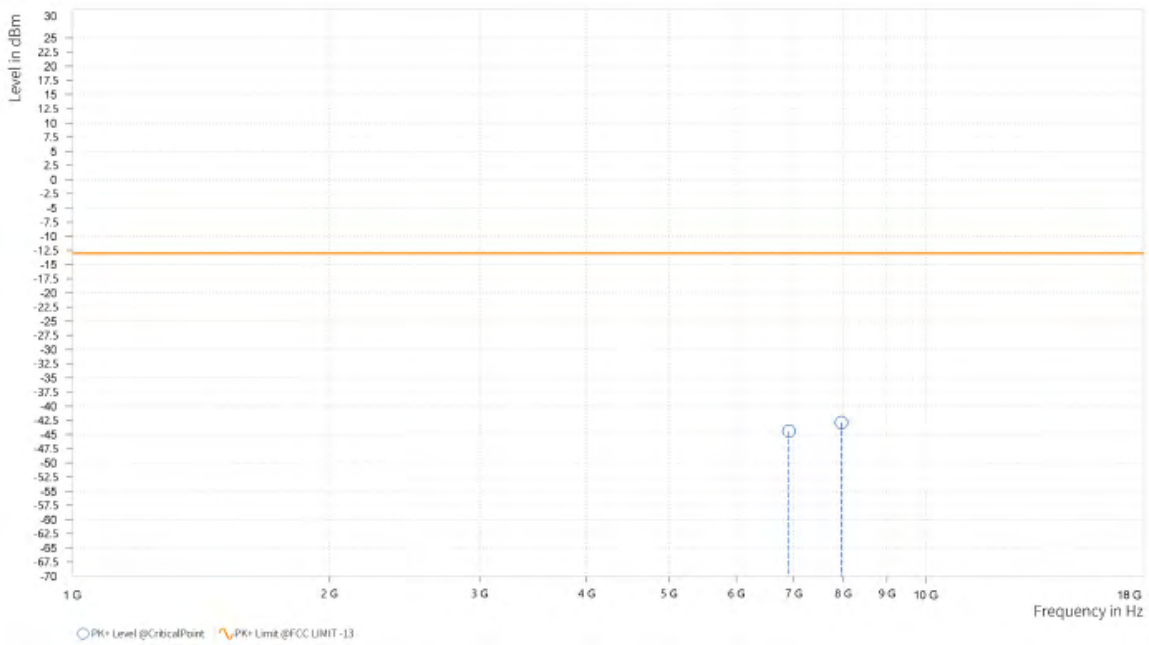
BUREAU VERITAS

Test Report No.: W7L-P22110036RF12

CHANNEL BANDWIDTH: 90MHz / QPSK

MODE	TX channel 633334	FREQUENCY RANGE	Above 1000MHz
ENVIRONMENTAL CONDITIONS	23deg. C, 70%RH	INPUT POWER	AC 120V/60HZ
TESTED BY	Jace Hu		
ANTENNA POLARITY & TEST DISTANCE: HORIZONTAL AT 3 M			

Rg	Frequency [MHz]	PK+ Level [dBm]	PK+ Limit [dBm]	PK+ Margin [dB]	Correction [dB]	Polarization	Azimuth [deg]	Antenna Height [m]
5	6,912.000	-44.39	-13.00	31.39	30.60	H	359	1
5	7,960.000	-42.89	-13.00	29.89	32.98	H	267.4	1

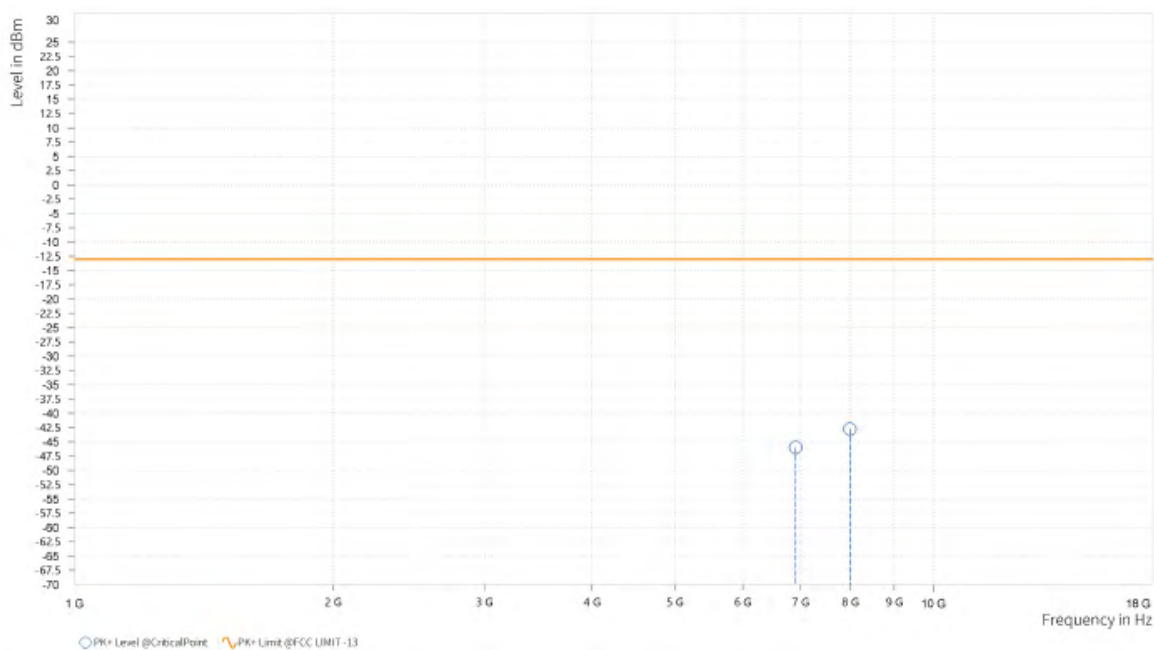




Test Report No.: W7L-P22110036RF12

MODE	TX channel 633334	FREQUENCY RANGE	Above 1000MHz
ENVIRONMENTAL CONDITIONS	23deg. C, 70%RH	INPUT POWER	AC 120V/60HZ
TESTED BY	Jace Hu		
ANTENNA POLARITY & TEST DISTANCE: VERTICAL AT 3 M			

Rg	Frequency [MHz]	PK+ Level [dBm]	PK+ Limit [dBm]	PK+ Margin [dB]	Correction [dB]	Polarization	Azimuth [deg]	Antenna Height [m]
5	6,912.000	-45.99	-13.00	32.99	30.74	V	304.4	1
5	7,992.500	-42.78	-13.00	29.78	33.33	V	304.4	1





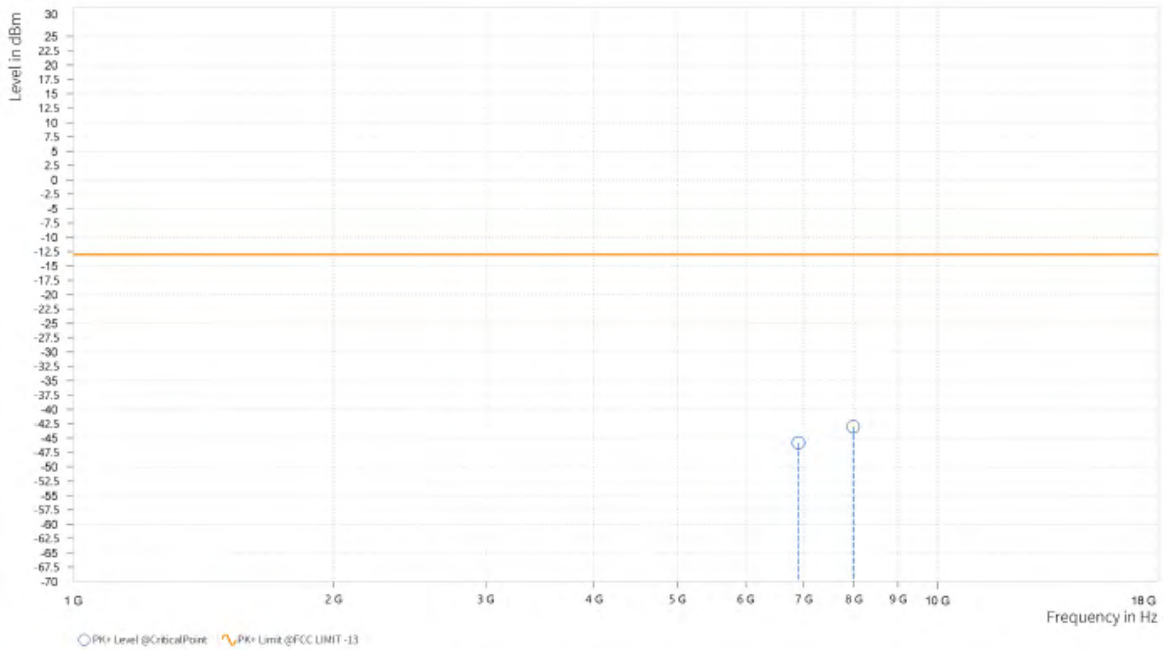
BUREAU VERITAS

Test Report No.: W7L-P22110036RF12

CHANNEL BANDWIDTH: 100MHz / QPSK

MODE	TX channel 633334	FREQUENCY RANGE	Above 1000MHz
ENVIRONMENTAL CONDITIONS	23deg. C, 70%RH	INPUT POWER	AC 120V/60HZ
TESTED BY	Jace Hu		
ANTENNA POLARITY & TEST DISTANCE: HORIZONTAL AT 3 M			

Rg	Frequency [MHz]	PK+ Level [dBm]	PK+ Limit [dBm]	PK+ Margin [dB]	Correction [dB]	Polarization	Azimuth [deg]	Antenna Height [m]
5	6,902.000	-45.81	-13.00	32.81	30.69	H	1	2
5	7,985.500	-43.01	-13.00	30.01	33.06	H	91.4	2

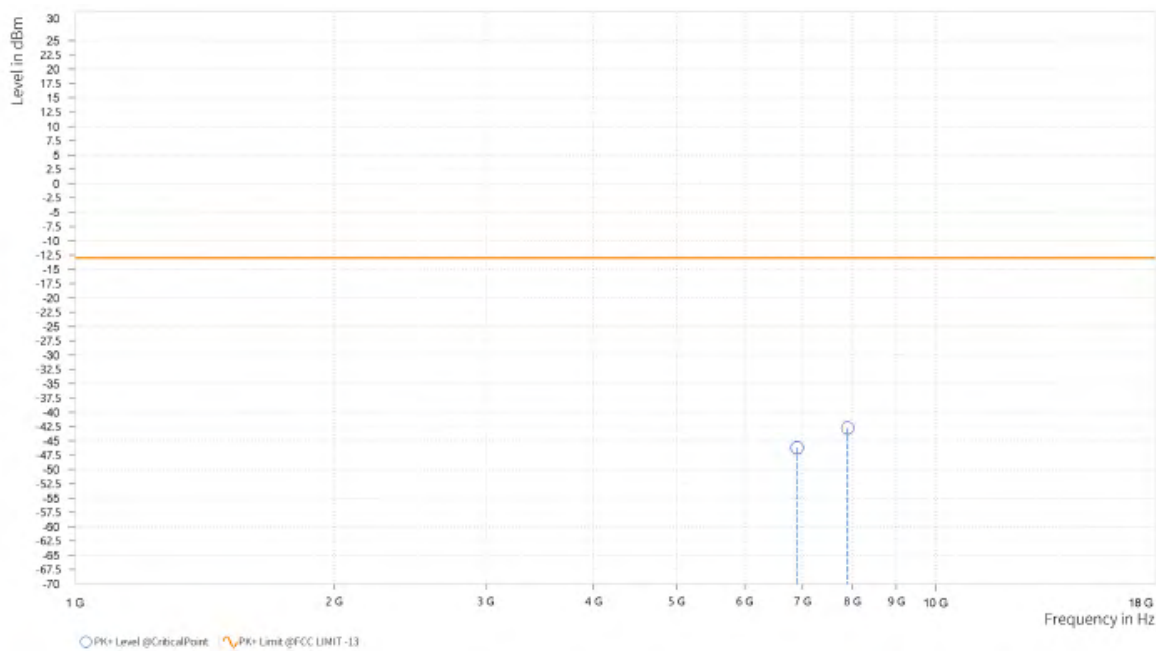




Test Report No.: W7L-P22110036RF12

MODE	TX channel 633334	FREQUENCY RANGE	Above 1000MHz
ENVIRONMENTAL CONDITIONS	23deg. C, 70%RH	INPUT POWER	AC 120V/60HZ
TESTED BY	Jace Hu		
ANTENNA POLARITY & TEST DISTANCE: VERTICAL AT 3 M			

Rg	Frequency [MHz]	PK+ Level [dBm]	PK+ Limit [dBm]	PK+ Margin [dB]	Correction [dB]	Polarization	Azimuth [deg]	Antenna Height [m]
5	6,902.000	-46.21	-13.00	33.21	30.80	V	1	2
5	7,899.000	-42.76	-13.00	29.76	33.06	V	1	2





BUREAU VERITAS

Test Report No.: W7L-P22110036RF12

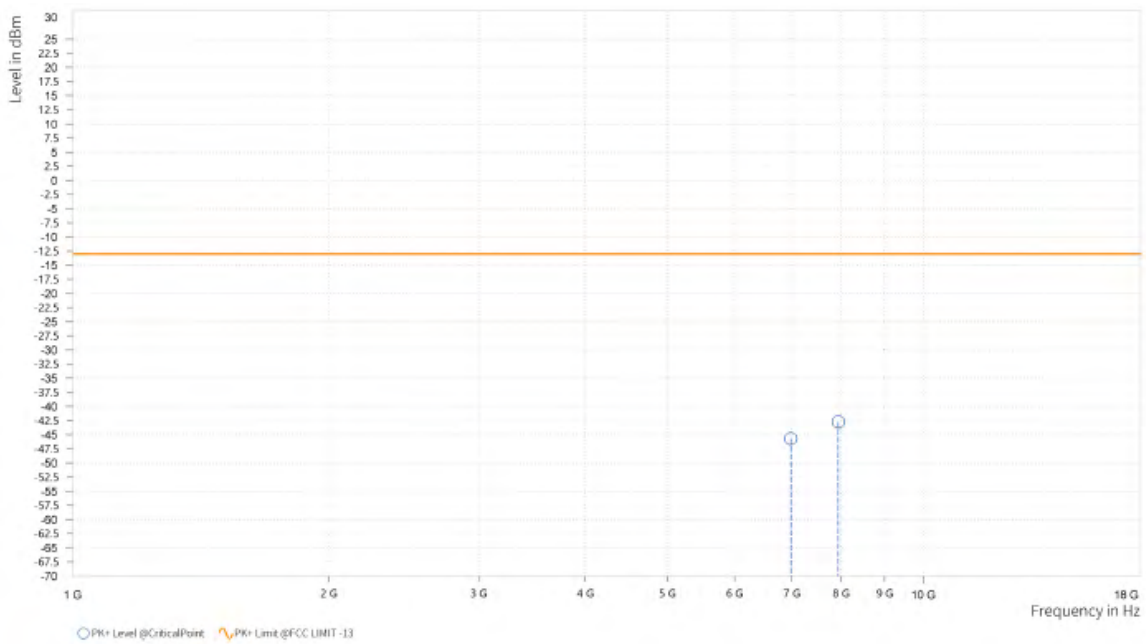
N78 (Part 27Q): SRS-3 (ANT 6)

Note: For frequency above 18GHz, the emission was tested 20db below the limit so the data not recorded in the sheet.

CHANNEL BANDWIDTH: 20MHz / QPSK

MODE	TX channel 633334	FREQUENCY RANGE	Above 1000MHz
ENVIRONMENTAL CONDITIONS	23deg. C, 70%RH	INPUT POWER	AC 120V/60HZ
TESTED BY	Jace Hu		
ANTENNA POLARITY & TEST DISTANCE: HORIZONTAL AT 3 M			

Rg	Frequency [MHz]	PK+ Level [dBm]	PK+ Limit [dBm]	PK+ Margin [dB]	Correction [dB]	Polarization	Azimuth [deg]	Antenna Height [m]
5	6,982.000	-45.71	-13.00	32.71	30.22	H	359	2
5	7,940.500	-42.74	-13.00	29.74	32.99	H	1	1

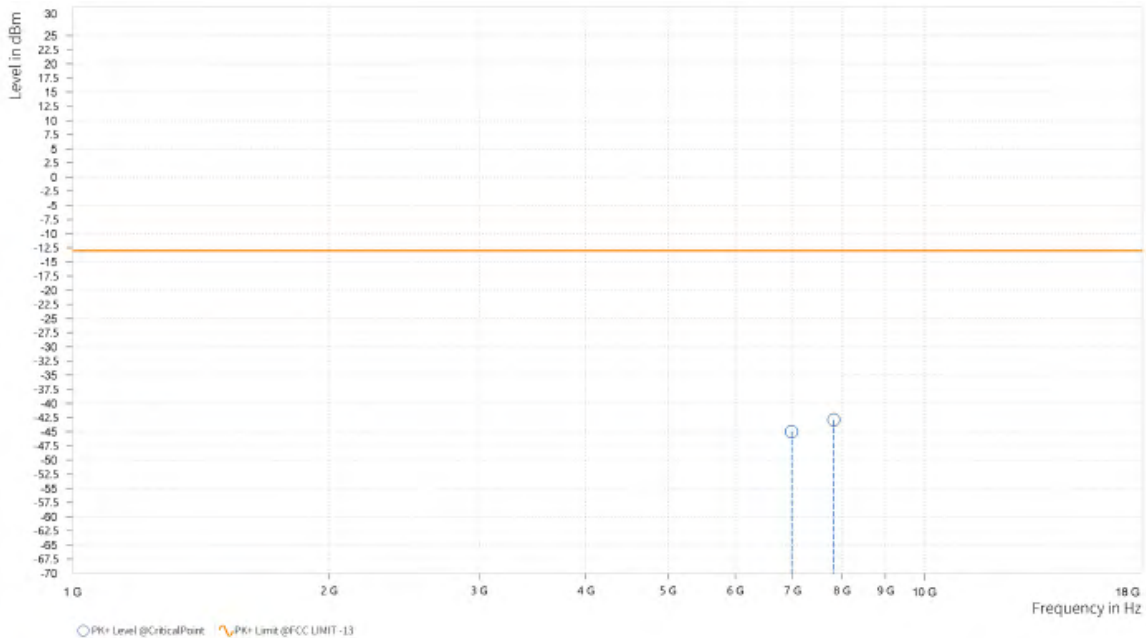




Test Report No.: W7L-P22110036RF12

MODE	TX channel 633334	FREQUENCY RANGE	Above 1000MHz
ENVIRONMENTAL CONDITIONS	23deg. C, 70%RH	INPUT POWER	AC 120V/60HZ
TESTED BY	Jace Hu		
ANTENNA POLARITY & TEST DISTANCE: VERTICAL AT 3 M			

Rg	Frequency [MHz]	PK+ Level [dBm]	PK+ Limit [dBm]	PK+ Margin [dB]	Correction [dB]	Polarization	Azimuth [deg]	Antenna Height [m]
5	6,982.000	-44.99	-13.00	31.99	30.34	V	91.4	2
5	7,827.000	-42.91	-13.00	29.91	33.07	V	1	2



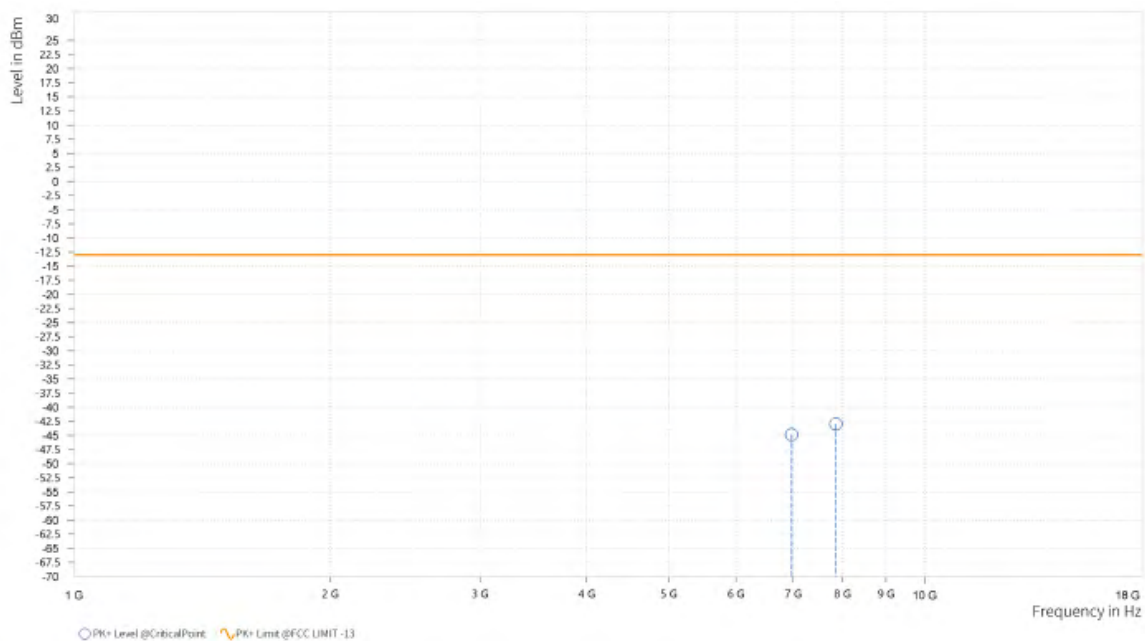


Test Report No.: W7L-P22110036RF12

CHANNEL BANDWIDTH: 30MHz / QPSK

MODE	TX channel 633334	FREQUENCY RANGE	Above 1000MHz
ENVIRONMENTAL CONDITIONS	23deg. C, 70%RH	INPUT POWER	AC 120V/60HZ
TESTED BY	Jace Hu		
ANTENNA POLARITY & TEST DISTANCE: HORIZONTAL AT 3 M			

Rg	Frequency [MHz]	PK+ Level [dBm]	PK+ Limit [dBm]	PK+ Margin [dB]	Correction [dB]	Polarization	Azimuth [deg]	Antenna Height [m]
5	6,972.000	-44.85	-13.00	31.85	30.19	H	269.8	1
5	7,860.500	-42.97	-13.00	29.97	32.99	H	1	1

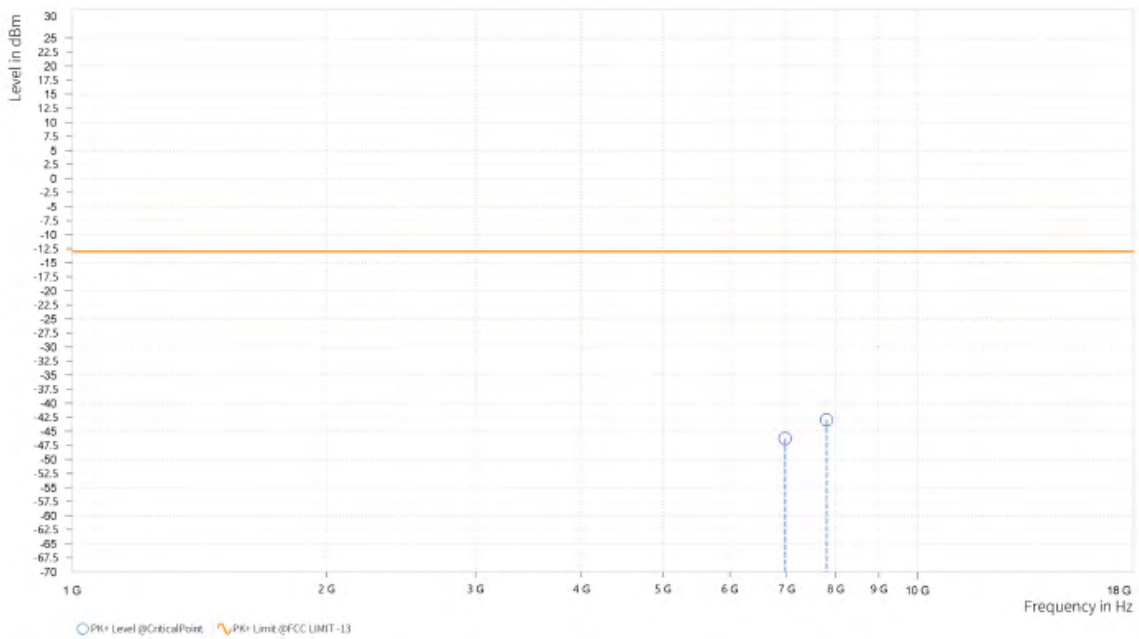




Test Report No.: W7L-P22110036RF12

MODE	TX channel 633334	FREQUENCY RANGE	Above 1000MHz
ENVIRONMENTAL CONDITIONS	23deg. C, 70%RH	INPUT POWER	AC 120V/60HZ
TESTED BY	Jace Hu		
ANTENNA POLARITY & TEST DISTANCE: VERTICAL AT 3 M			

Rg	Frequency [MHz]	PK+ Level [dBm]	PK+ Limit [dBm]	PK+ Margin [dB]	Correction [dB]	Polarization	Azimuth [deg]	Antenna Height [m]
5	6,972.000	-46.30	-13.00	33.30	30.33	V	359	2
5	7,807.500	-42.98	-13.00	29.98	33.06	V	359.1	1



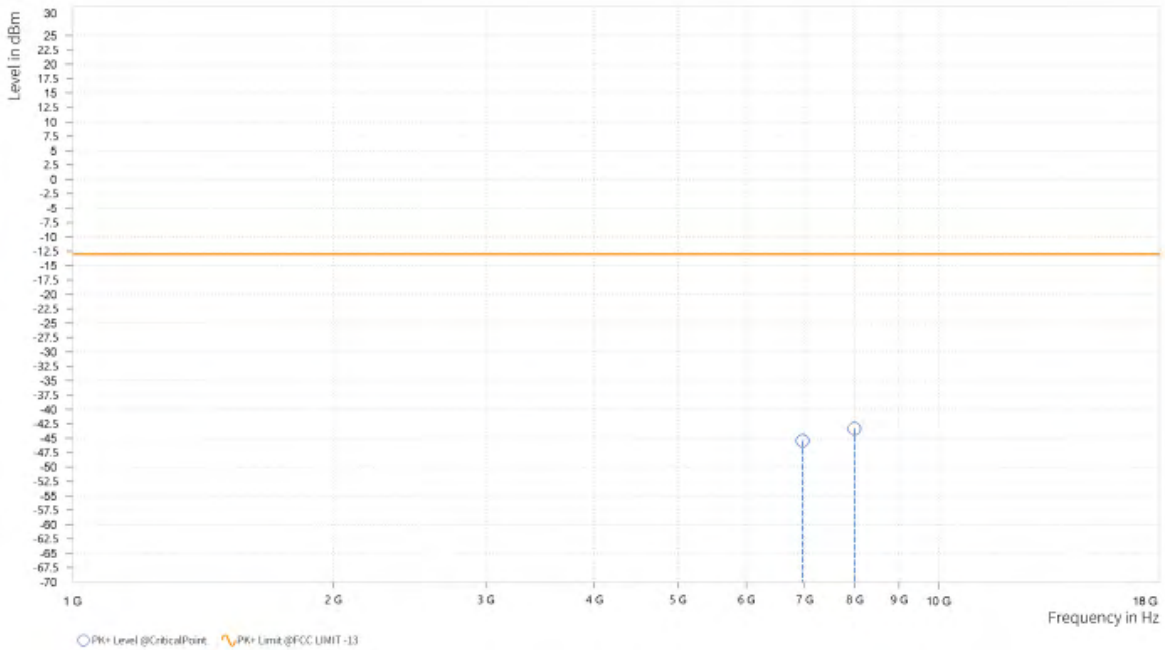


Test Report No.: W7L-P22110036RF12

CHANNEL BANDWIDTH: 40MHz / QPSK

MODE	TX channel 633334	FREQUENCY RANGE	Above 1000MHz
ENVIRONMENTAL CONDITIONS	23deg. C, 70%RH	INPUT POWER	AC 120V/60HZ
TESTED BY	Jace Hu		
ANTENNA POLARITY & TEST DISTANCE: HORIZONTAL AT 3 M			

Rg	Frequency [MHz]	PK+ Level [dBm]	PK+ Limit [dBm]	PK+ Margin [dB]	Correction [dB]	Polarization	Azimuth [deg]	Antenna Height [m]
5	6,963.000	-45.46	-13.00	32.46	30.16	H	53.3	2
5	7,993.500	-43.33	-13.00	30.33	33.12	H	359	2



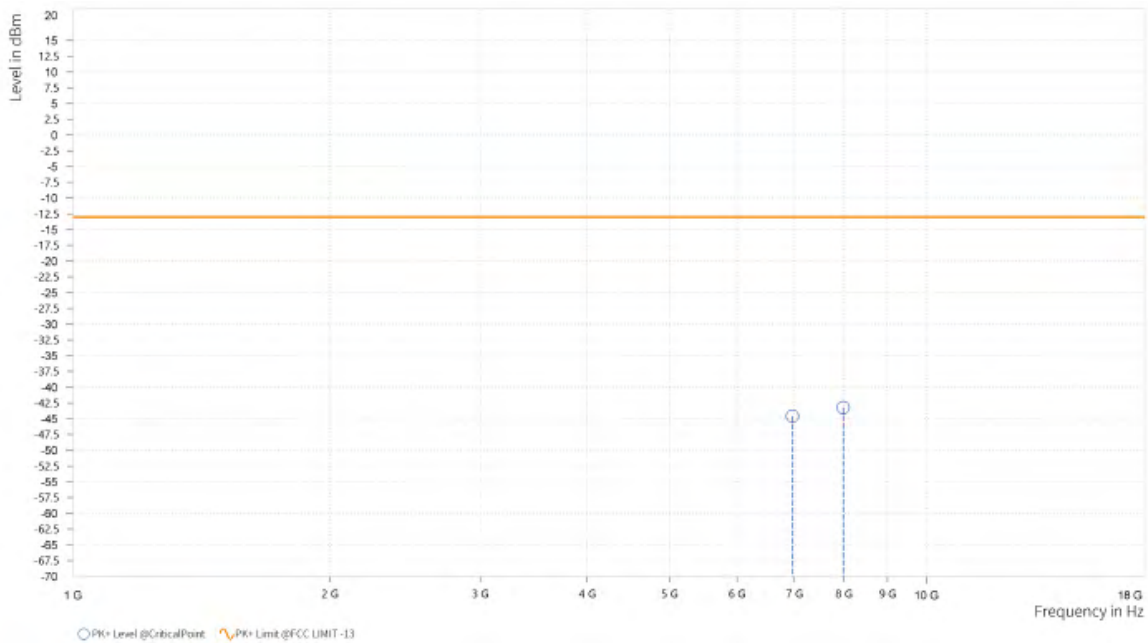


**BUREAU
VERITAS**

Test Report No.: W7L-P22110036RF12

MODE	TX channel 633334	FREQUENCY RANGE	Above 1000MHz
ENVIRONMENTAL CONDITIONS	23deg. C, 70%RH	INPUT POWER	AC 120V/60HZ
TESTED BY	Jace Hu		
ANTENNA POLARITY & TEST DISTANCE: VERTICAL AT 3 M			

Rg	Frequency [MHz]	PK+ Level [dBm]	PK+ Limit [dBm]	PK+ Margin [dB]	Correction [dB]	Polarization	Azimuth [deg]	Antenna Height [m]
5	6,962.500	-44.57	-13.00	31.57	30.32	V	1	1
5	7,985.500	-43.22	-13.00	30.22	33.31	V	90.2	2



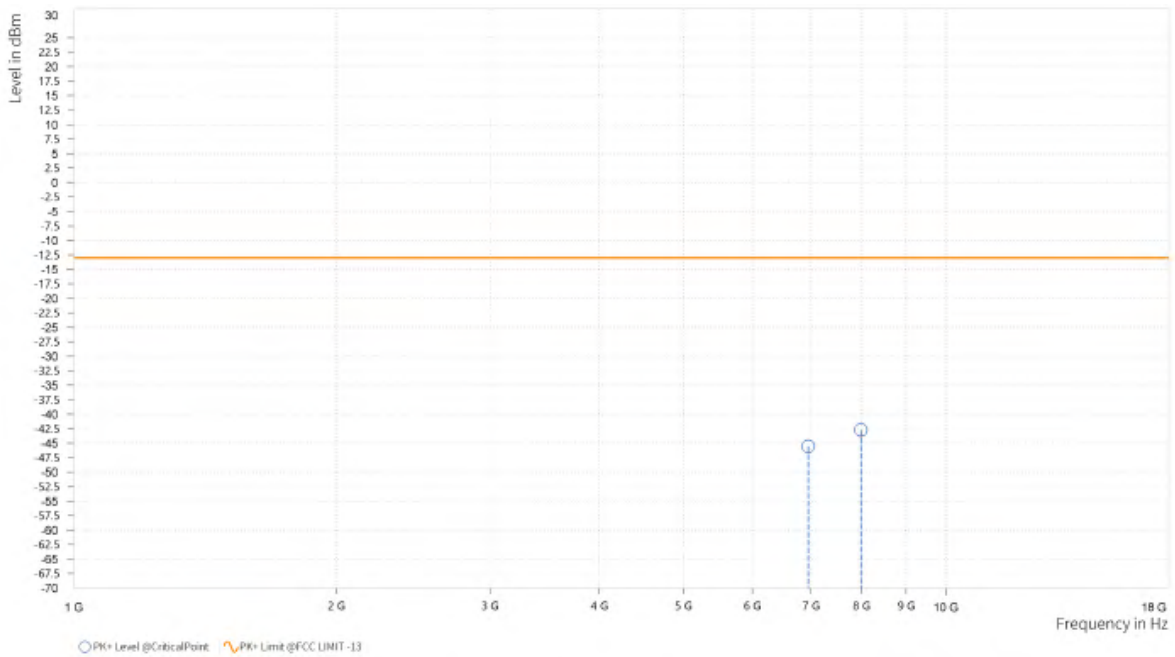


Test Report No.: W7L-P22110036RF12

CHANNEL BANDWIDTH: 50MHz / QPSK

MODE	TX channel 633334	FREQUENCY RANGE	Above 1000MHz
ENVIRONMENTAL CONDITIONS	23deg. C, 70%RH	INPUT POWER	AC 120V/60HZ
TESTED BY	Jace Hu		
ANTENNA POLARITY & TEST DISTANCE: HORIZONTAL AT 3 M			

Rg	Frequency [MHz]	PK+ Level [dBm]	PK+ Limit [dBm]	PK+ Margin [dB]	Correction [dB]	Polarization	Azimuth [deg]	Antenna Height [m]
5	6,952.500	-45.55	-13.00	32.55	30.23	H	359	2
5	7,988.000	-42.71	-13.00	29.71	33.08	H	271	1

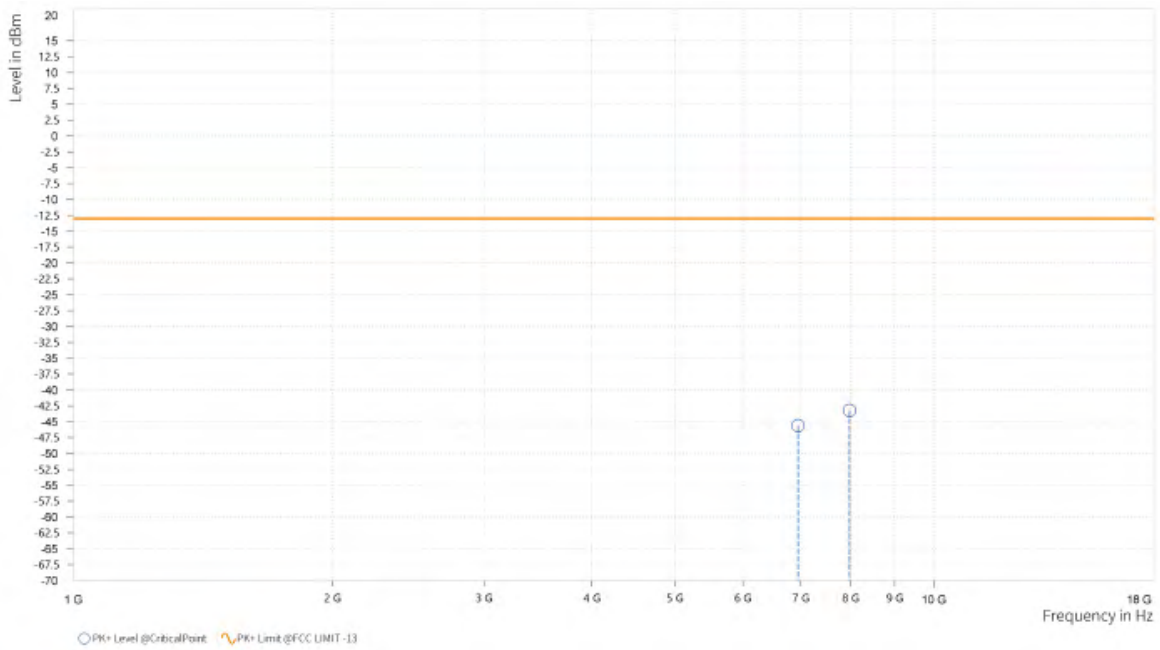




Test Report No.: W7L-P22110036RF12

MODE	TX channel 633334	FREQUENCY RANGE	Above 1000MHz
ENVIRONMENTAL CONDITIONS	23deg. C, 70%RH	INPUT POWER	AC 120V/60HZ
TESTED BY	Jace Hu		
ANTENNA POLARITY & TEST DISTANCE: VERTICAL AT 3 M			

Rg	Frequency [MHz]	PK+ Level [dBm]	PK+ Limit [dBm]	PK+ Margin [dB]	Correction [dB]	Polarization	Azimuth [deg]	Antenna Height [m]
5	6,952.500	-45.58	-13.00	32.58	30.41	V	359	2
5	7,978.000	-43.23	-13.00	30.23	33.29	V	89	2





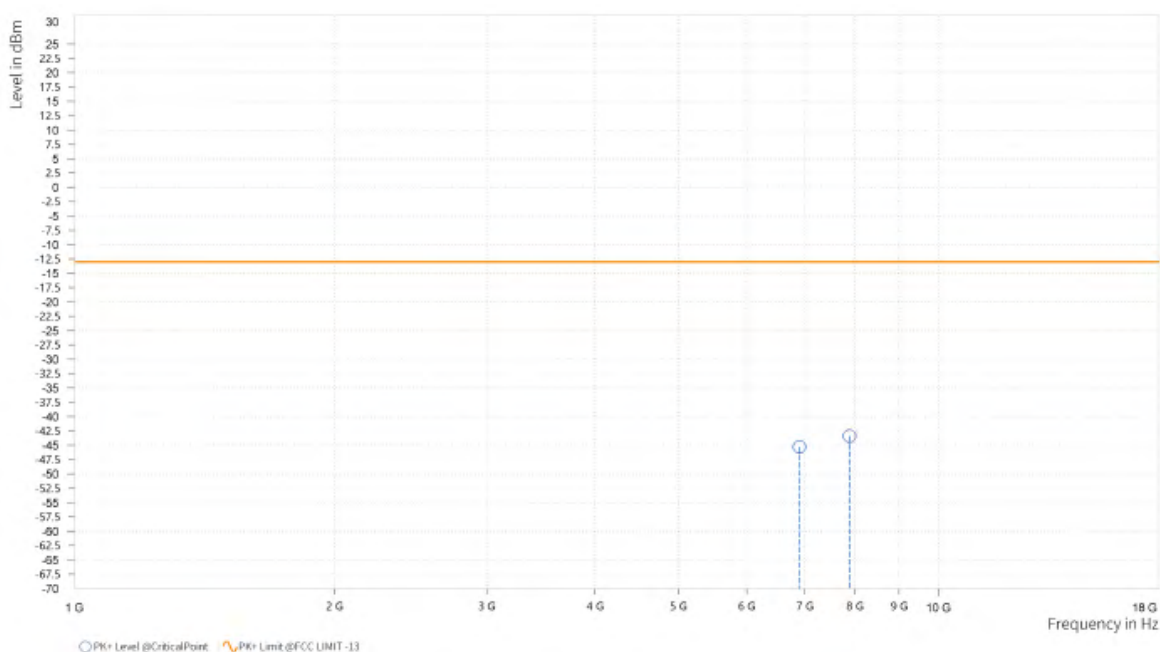
Test Report No.: W7L-P22110036RF12

CHANNEL BANDWIDTH: 60MHz / QPSK

CH632000

MODE	TX channel 632000	FREQUENCY RANGE	Above 1000MHz
ENVIRONMENTAL CONDITIONS	23deg. C, 70%RH	INPUT POWER	AC 120V/60HZ
TESTED BY	Jace Hu		
ANTENNA POLARITY & TEST DISTANCE: HORIZONTAL AT 3 M			

Rg	Frequency [MHz]	PK+ Level [dBm]	PK+ Limit [dBm]	PK+ Margin [dB]	Correction [dB]	Polarization	Azimuth [deg]	Antenna Height [m]
5	6,902.500	-45.26	-13.00	32.26	30.68	H	47.2	2
5	7,887.500	-43.40	-13.00	30.40	33.01	H	1	1

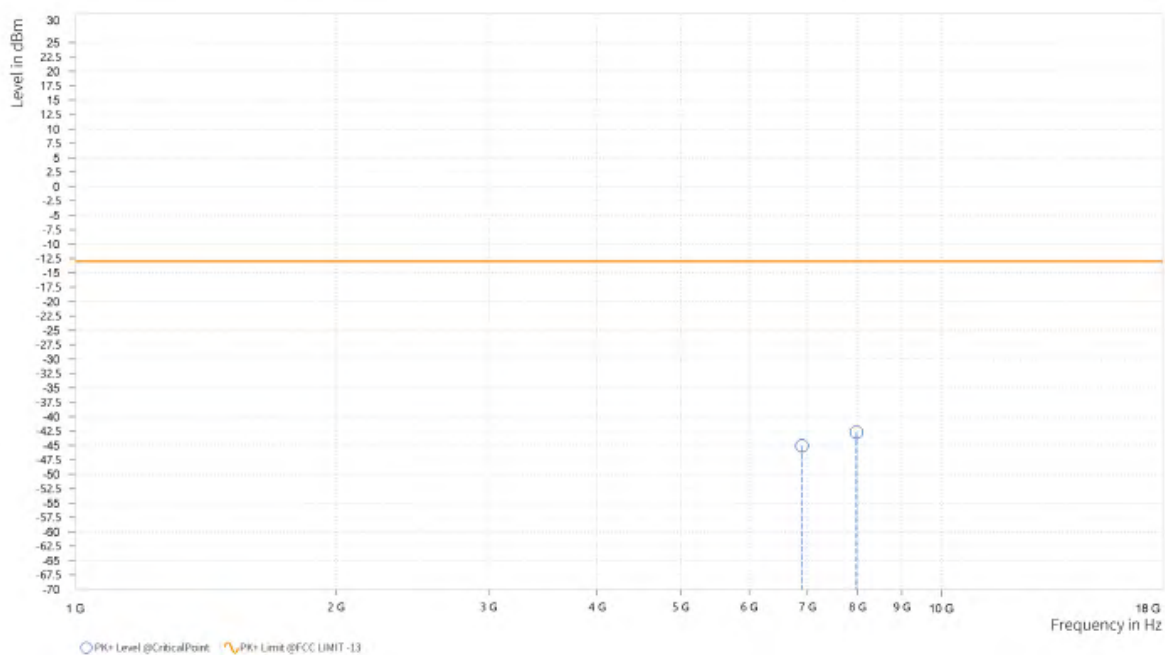




Test Report No.: W7L-P22110036RF12

MODE	TX channel 632000	FREQUENCY RANGE	Above 1000MHz
ENVIRONMENTAL CONDITIONS	23deg. C, 70%RH	INPUT POWER	AC 120V/60HZ
TESTED BY	Jace Hu		
ANTENNA POLARITY & TEST DISTANCE: VERTICAL AT 3 M			

Rg	Frequency [MHz]	PK+ Level [dBm]	PK+ Limit [dBm]	PK+ Margin [dB]	Correction [dB]	Polarization	Azimuth [deg]	Antenna Height [m]
5	6,902.000	-45.08	-13.00	32.08	30.80	V	359.1	1
5	7,978.500	-42.72	-13.00	29.72	33.29	V	359.1	1





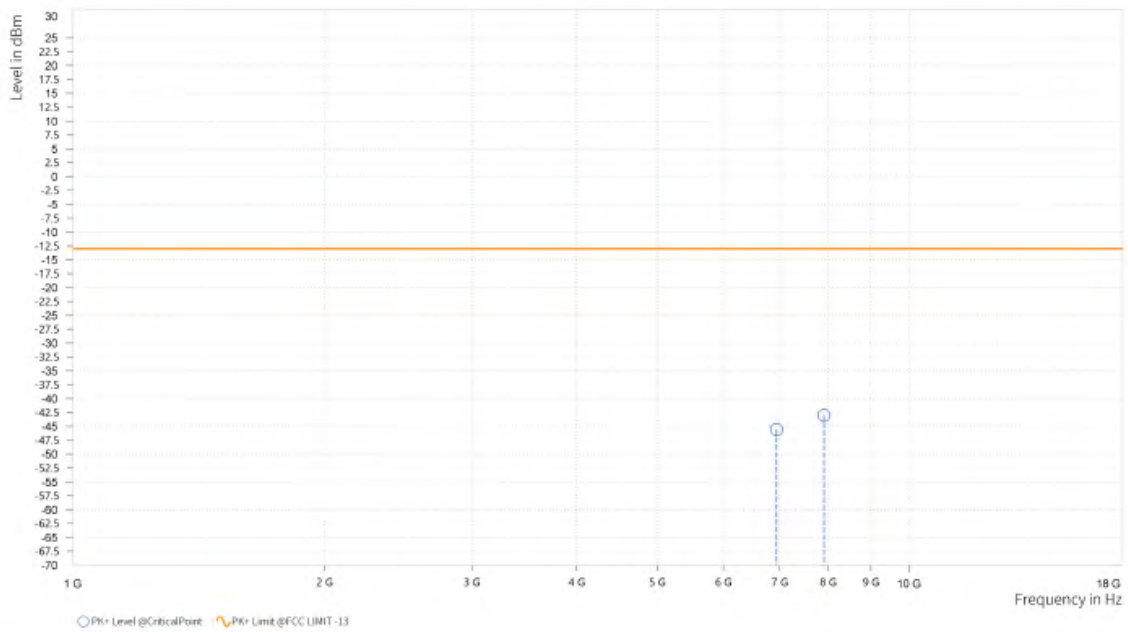
BUREAU VERITAS

Test Report No.: W7L-P22110036RF12

CH633334

MODE	TX channel 633334	FREQUENCY RANGE	Above 1000MHz
ENVIRONMENTAL CONDITIONS	23deg. C, 70%RH	INPUT POWER	AC 120V/60HZ
TESTED BY	Jace Hu		
ANTENNA POLARITY & TEST DISTANCE: HORIZONTAL AT 3 M			

Rg	Frequency [MHz]	PK+ Level [dBm]	PK+ Limit [dBm]	PK+ Margin [dB]	Correction [dB]	Polarization	Azimuth [deg]	Antenna Height [m]
5	6,941.500	-45.58	-13.00	32.58	30.35	H	0.9	2
5	7,913.000	-43.02	-13.00	30.02	33.01	H	359	2

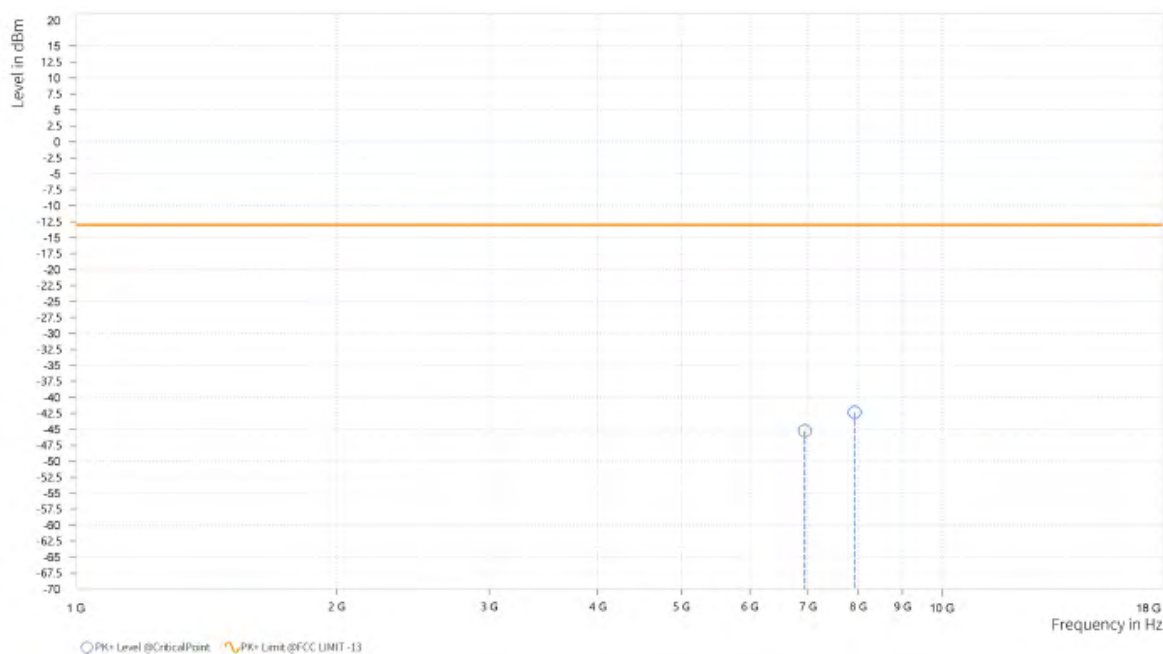




Test Report No.: W7L-P22110036RF12

MODE	TX channel 633334	FREQUENCY RANGE	Above 1000MHz
ENVIRONMENTAL CONDITIONS	23deg. C, 70%RH	INPUT POWER	AC 120V/60HZ
TESTED BY	Jace Hu		
ANTENNA POLARITY & TEST DISTANCE: VERTICAL AT 3 M			

Rg	Frequency [MHz]	PK+ Level [dBm]	PK+ Limit [dBm]	PK+ Margin [dB]	Correction [dB]	Polarization	Azimuth [deg]	Antenna Height [m]
5	6,942.000	-45.26	-13.00	32.26	30.54	V	270.9	1
5	7,925.500	-42.37	-13.00	29.37	33.14	V	270.9	1





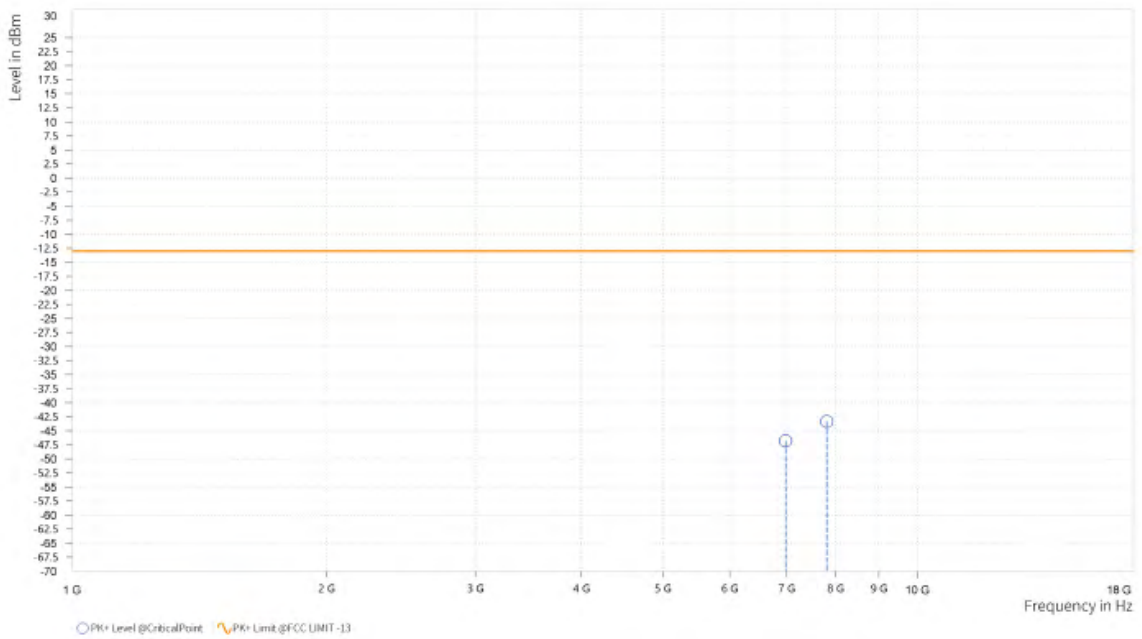
BUREAU VERITAS

Test Report No.: W7L-P22110036RF12

CH634666

MODE	TX channel 634666	FREQUENCY RANGE	Above 1000MHz
ENVIRONMENTAL CONDITIONS	23deg. C, 70%RH	INPUT POWER	AC 120V/60HZ
TESTED BY	Jace Hu		
ANTENNA POLARITY & TEST DISTANCE: HORIZONTAL AT 3 M			

Rg	Frequency [MHz]	PK+ Level [dBm]	PK+ Limit [dBm]	PK+ Margin [dB]	Correction [dB]	Polarization	Azimuth [deg]	Antenna Height [m]
5	6,981.000	-46.78	-13.00	33.78	30.22	H	86.6	2
5	7,813.000	-43.34	-13.00	30.34	32.94	H	86.6	2

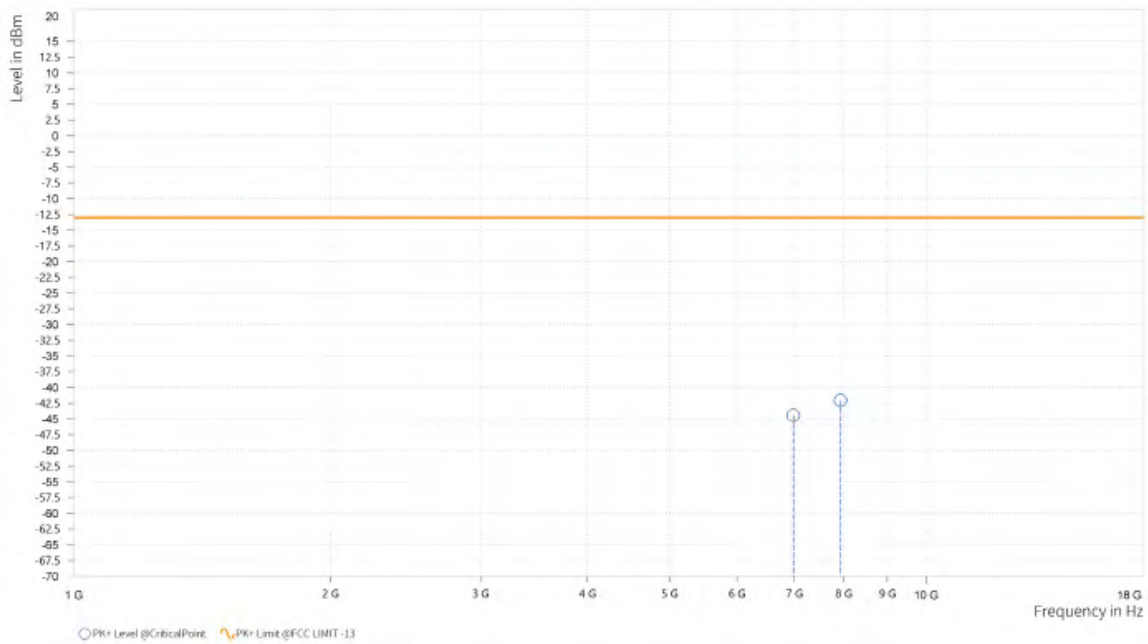




Test Report No.: W7L-P22110036RF12

MODE	TX channel 634666	FREQUENCY RANGE	Above 1000MHz
ENVIRONMENTAL CONDITIONS	23deg. C, 70%RH	INPUT POWER	AC 120V/60HZ
TESTED BY	Jace Hu		
ANTENNA POLARITY & TEST DISTANCE: VERTICAL AT 3 M			

Rg	Frequency [MHz]	PK+ Level [dBm]	PK+ Limit [dBm]	PK+ Margin [dB]	Correction [dB]	Polarization	Azimuth [deg]	Antenna Height [m]
5	6,981.500	-44.44	-13.00	31.44	30.34	V	1	1
5	7,934.000	-42.04	-13.00	29.04	33.17	V	1	1





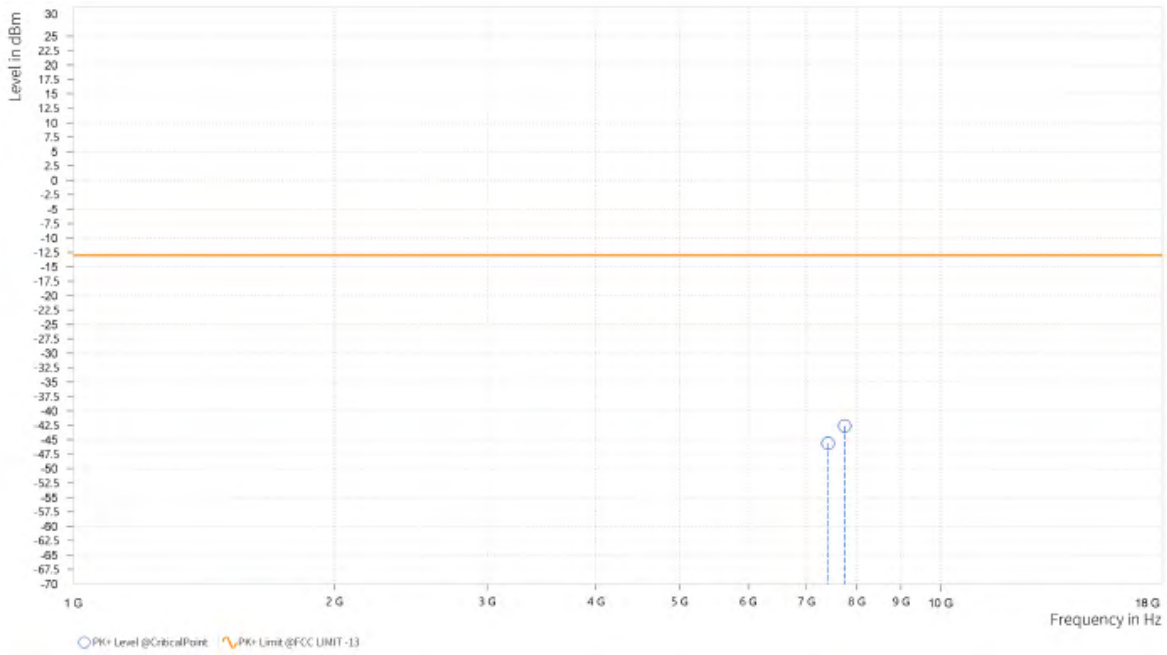
BUREAU VERITAS

Test Report No.: W7L-P22110036RF12

CHANNEL BANDWIDTH: 80MHz / QPSK

MODE	TX channel 633334	FREQUENCY RANGE	Above 1000MHz
ENVIRONMENTAL CONDITIONS	23deg. C, 70%RH	INPUT POWER	AC 120V/60HZ
TESTED BY	Jace Hu		
ANTENNA POLARITY & TEST DISTANCE: HORIZONTAL AT 3 M			

Rg	Frequency [MHz]	PK+ Level [dBm]	PK+ Limit [dBm]	PK+ Margin [dB]	Correction [dB]	Polarization	Azimuth [deg]	Antenna Height [m]
5	7,417.000	-45.63	-13.00	32.63	31.58	H	87.8	2
5	7,751.500	-42.59	-13.00	29.59	32.83	H	272.2	1

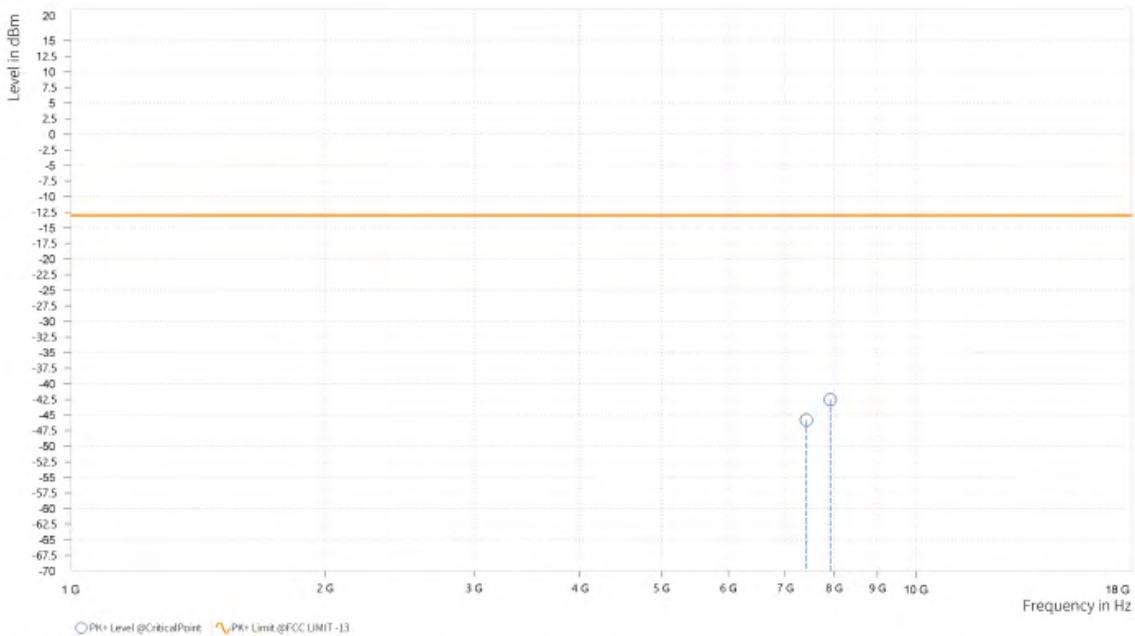




Test Report No.: W7L-P22110036RF12

MODE	TX channel 633334	FREQUENCY RANGE	Above 1000MHz
ENVIRONMENTAL CONDITIONS	23deg. C, 70%RH	INPUT POWER	AC 120V/60HZ
TESTED BY	Jace Hu		
ANTENNA POLARITY & TEST DISTANCE: VERTICAL AT 3 M			

Rg	Frequency [MHz]	PK+ Level [dBm]	PK+ Limit [dBm]	PK+ Margin [dB]	Correction [dB]	Polarization	Azimuth [deg]	Antenna Height [m]
5	7,419.500	-45.80	-13.00	32.80	31.73	V	272.2	1
5	7,915.500	-42.53	-13.00	29.53	33.11	V	272.2	1





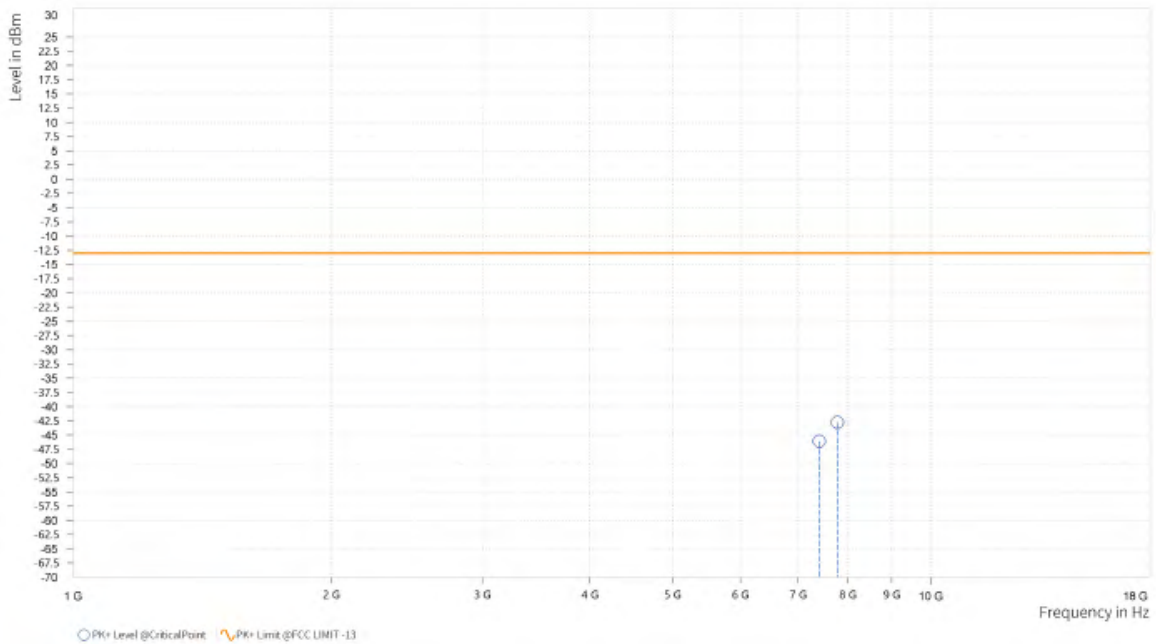
BUREAU VERITAS

Test Report No.: W7L-P22110036RF12

CHANNEL BANDWIDTH: 90MHz / QPSK

MODE	TX channel 633334	FREQUENCY RANGE	Above 1000MHz
ENVIRONMENTAL CONDITIONS	23deg. C, 70%RH	INPUT POWER	AC 120V/60HZ
TESTED BY	Jace Hu		
ANTENNA POLARITY & TEST DISTANCE: HORIZONTAL AT 3 M			

Rg	Frequency [MHz]	PK+ Level [dBm]	PK+ Limit [dBm]	PK+ Margin [dB]	Correction [dB]	Polarization	Azimuth [deg]	Antenna Height [m]
5	7,409.000	-46.08	-13.00	33.08	31.57	H	89	2
5	7,778.500	-42.75	-13.00	29.75	32.86	H	0.9	2

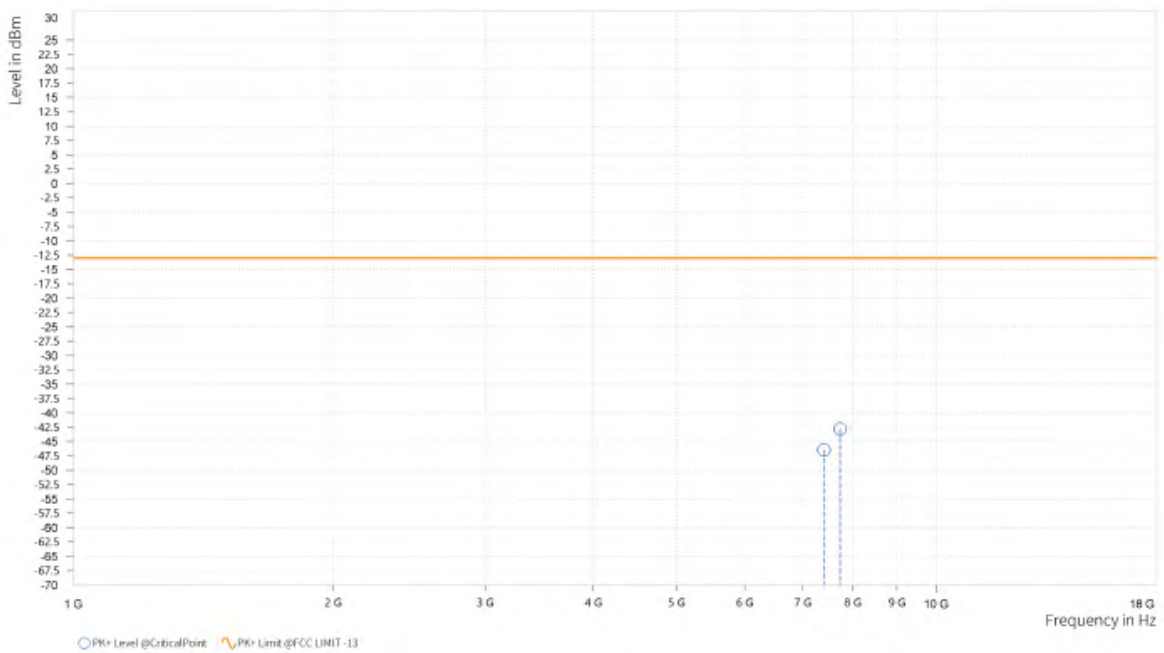




Test Report No.: W7L-P22110036RF12

MODE	TX channel 633334	FREQUENCY RANGE	Above 1000MHz
ENVIRONMENTAL CONDITIONS	23deg. C, 70%RH	INPUT POWER	AC 120V/60HZ
TESTED BY	Jace Hu		
ANTENNA POLARITY & TEST DISTANCE: VERTICAL AT 3 M			

Rg	Frequency [MHz]	PK+ Level [dBm]	PK+ Limit [dBm]	PK+ Margin [dB]	Correction [dB]	Polarization	Azimuth [deg]	Antenna Height [m]
5	7,411.500	-46.45	-13.00	33.45	30.42	V	359	2
5	7,734.500	-42.81	-13.00	29.81	33.03	V	1	1





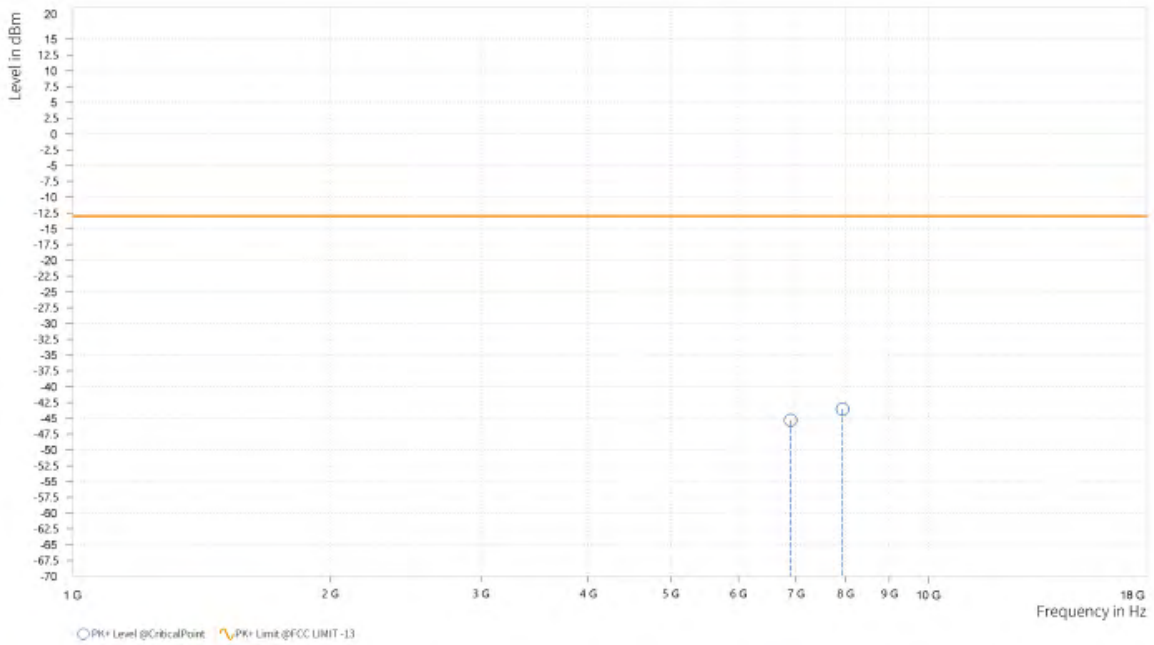
BUREAU VERITAS

Test Report No.: W7L-P22110036RF12

CHANNEL BANDWIDTH: 100MHz / QPSK

MODE	TX channel 633334	FREQUENCY RANGE	Above 1000MHz
ENVIRONMENTAL CONDITIONS	23deg. C, 70%RH	INPUT POWER	AC 120V/60HZ
TESTED BY	Jace Hu		
ANTENNA POLARITY & TEST DISTANCE: HORIZONTAL AT 3 M			

Rg	Frequency [MHz]	PK+ Level [dBm]	PK+ Limit [dBm]	PK+ Margin [dB]	Correction [dB]	Polarization	Azimuth [deg]	Antenna Height [m]
5	6,902.000	-45.30	-13.00	32.30	30.69	H	49.7	2
5	7,938.000	-43.55	-13.00	30.55	32.99	H	1	2

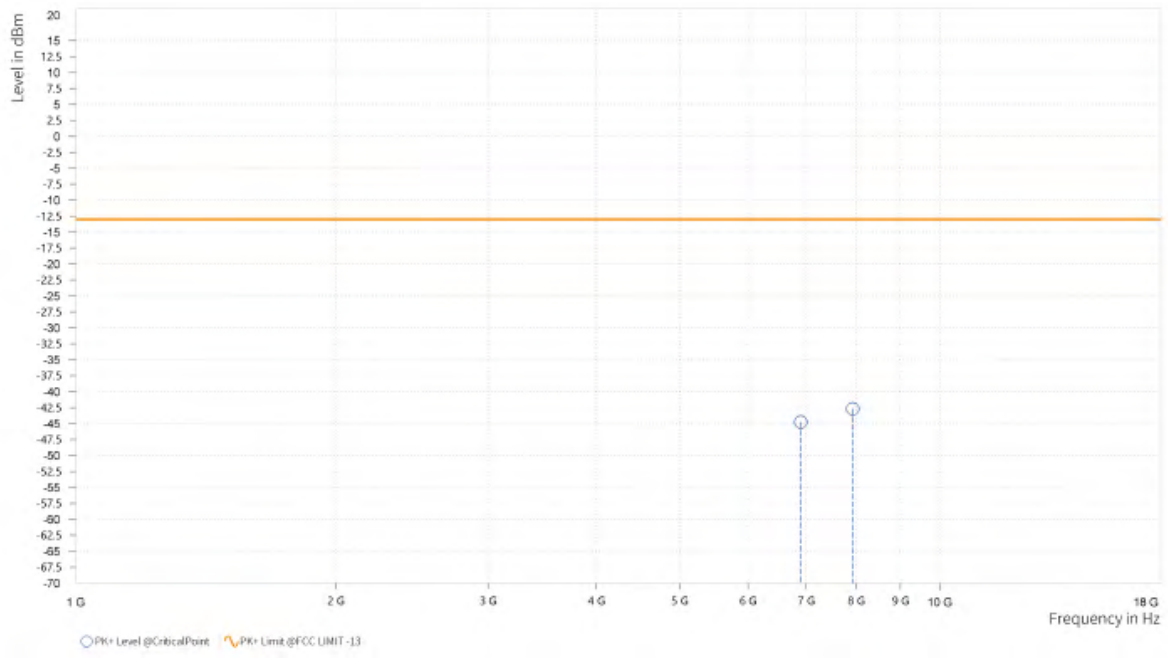




Test Report No.: W7L-P22110036RF12

MODE	TX channel 633334	FREQUENCY RANGE	Above 1000MHz
ENVIRONMENTAL CONDITIONS	23deg. C, 70%RH	INPUT POWER	AC 120V/60HZ
TESTED BY	Jace Hu		
ANTENNA POLARITY & TEST DISTANCE: VERTICAL AT 3 M			

Rg	Frequency [MHz]	PK+ Level [dBm]	PK+ Limit [dBm]	PK+ Margin [dB]	Correction [dB]	Polarization	Azimuth [deg]	Antenna Height [m]
5	6,902.500	-44.77	-13.00	31.77	30.80	V	359	1
5	7,925.500	-42.68	-13.00	29.68	33.14	V	359	2





BUREAU VERITAS

Test Report No.: W7L-P22110036RF12

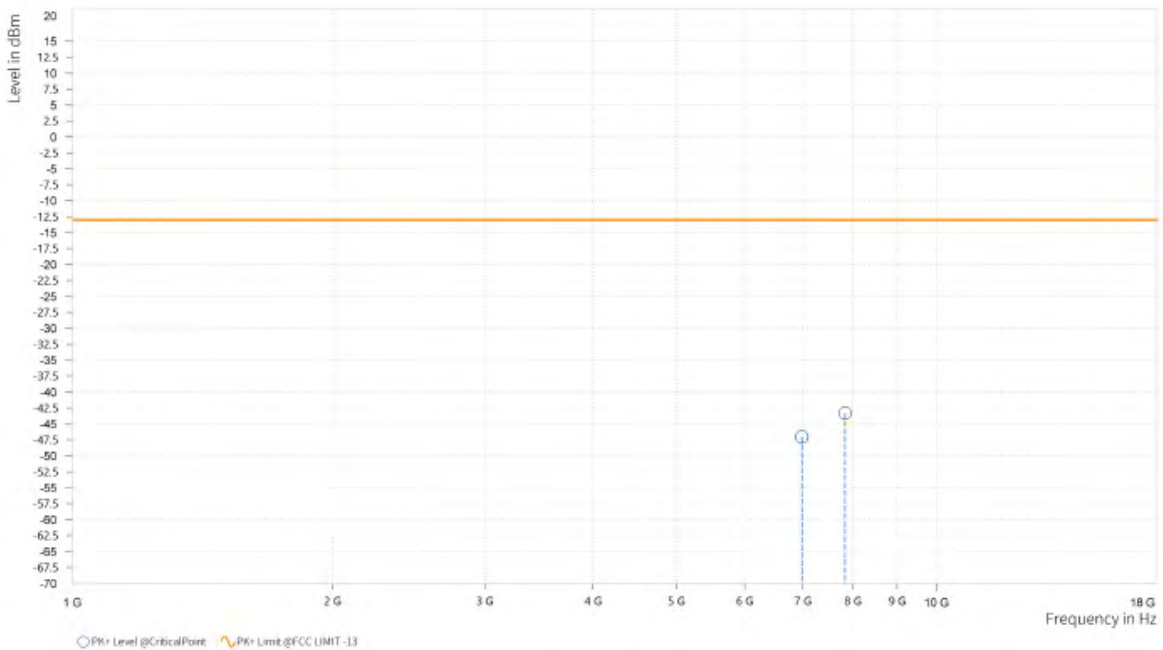
N78 (Part 27Q): SRS-4 (ANT 5)

Note: For frequency above 18GHz, the emission was tested 20db below the limit so the data not recorded in the sheet.

CHANNEL BANDWIDTH: 20MHz / QPSK

MODE	TX channel 633334	FREQUENCY RANGE	Above 1000MHz
ENVIRONMENTAL CONDITIONS	23deg. C, 70%RH	INPUT POWER	AC 120V/60HZ
TESTED BY	Jace Hu		
ANTENNA POLARITY & TEST DISTANCE: HORIZONTAL AT 3 M			

Rg	Frequency [MHz]	PK+ Level [dBm]	PK+ Limit [dBm]	PK+ Margin [dB]	Correction [dB]	Polarization	Azimuth [deg]	Antenna Height [m]
5	6,982.000	-47.04	-13.00	34.04	30.22	H	86.6	2
5	7,836.500	-43.28	-13.00	30.28	32.97	H	1	1

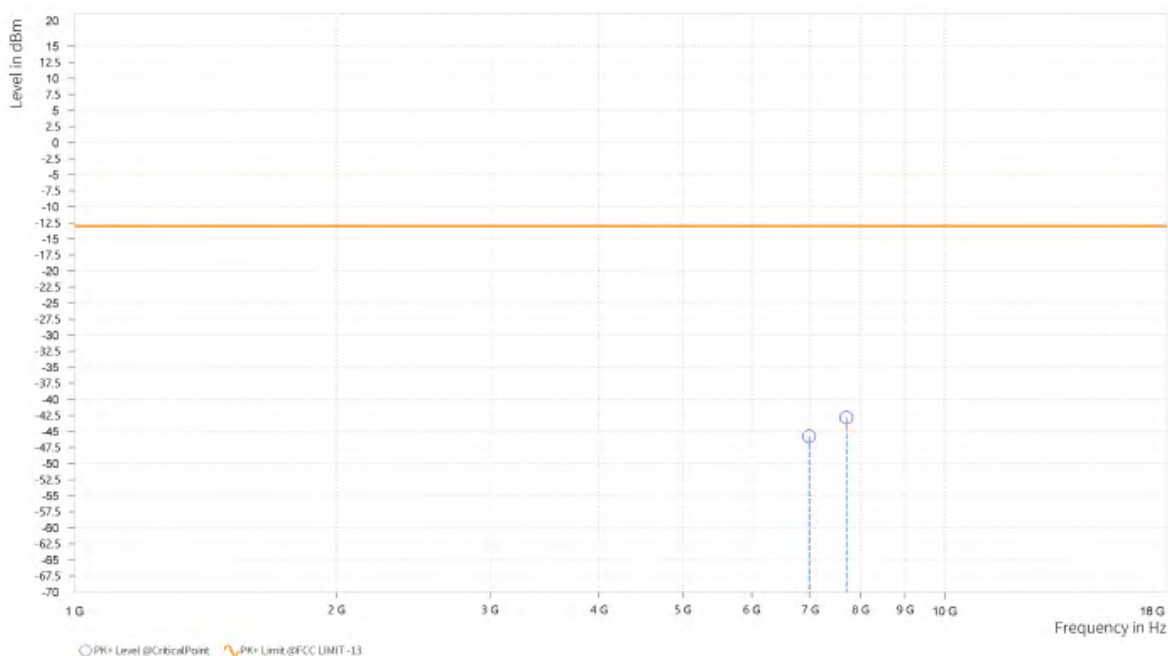




Test Report No.: W7L-P22110036RF12

MODE	TX channel 633334	FREQUENCY RANGE	Above 1000MHz
ENVIRONMENTAL CONDITIONS	23deg. C, 70%RH	INPUT POWER	AC 120V/60HZ
TESTED BY	Jace Hu		
ANTENNA POLARITY & TEST DISTANCE: VERTICAL AT 3 M			

Rg	Frequency [MHz]	PK+ Level [dBm]	PK+ Limit [dBm]	PK+ Margin [dB]	Correction [dB]	Polarization	Azimuth [deg]	Antenna Height [m]
5	6,982.000	-45.76	-13.00	32.76	30.34	V	359	2
5	7,708.000	-42.86	-13.00	29.86	32.92	V	85.4	2



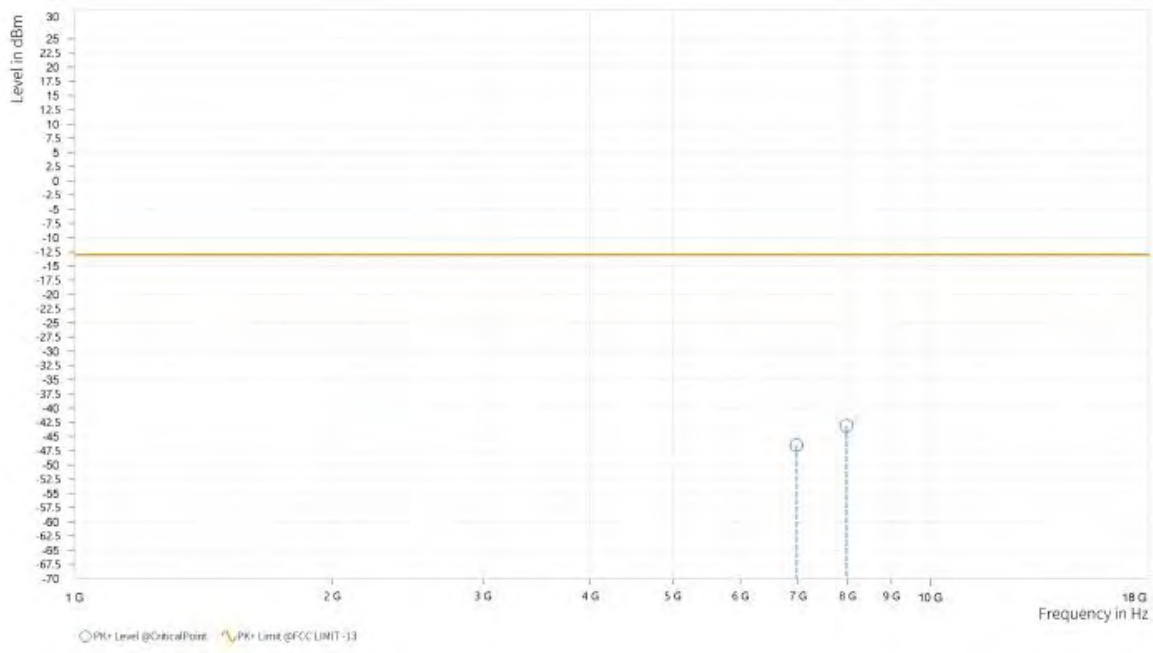


Test Report No.: W7L-P22110036RF12

CHANNEL BANDWIDTH: 30MHz / QPSK

MODE	TX channel 633334	FREQUENCY RANGE	Above 1000MHz
ENVIRONMENTAL CONDITIONS	23deg. C, 70%RH	INPUT POWER	AC 120V/60HZ
TESTED BY	Jace Hu		
ANTENNA POLARITY & TEST DISTANCE: HORIZONTAL AT 3 M			

Rg	Frequency [MHz]	PK+ Level [dBm]	PK+ Limit [dBm]	PK+ Margin [dB]	Correction [dB]	Polarization	Azimuth [deg]	Antenna Height [m]
5	6,972.000	-46.54	-13.00	33.54	30.19	H	84.3	2
5	7,978.500	-43.11	-13.00	30.11	33.02	H	1	2

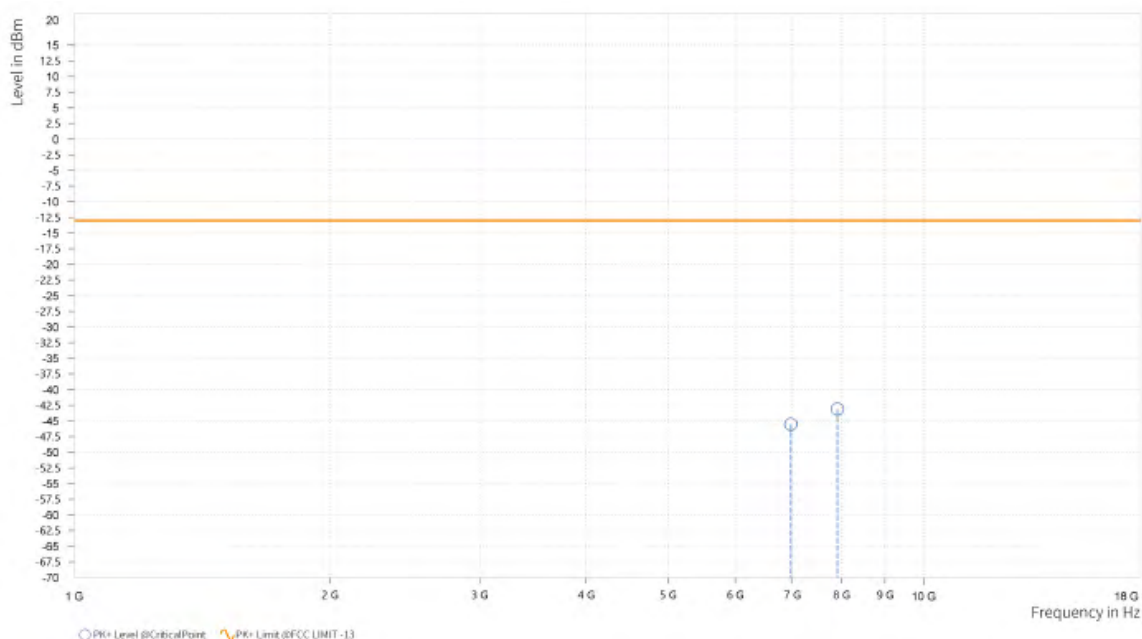




Test Report No.: W7L-P22110036RF12

MODE	TX channel 633334	FREQUENCY RANGE	Above 1000MHz
ENVIRONMENTAL CONDITIONS	23deg. C, 70%RH	INPUT POWER	AC 120V/60HZ
TESTED BY	Jace Hu		
ANTENNA POLARITY & TEST DISTANCE: VERTICAL AT 3 M			

Rg	Frequency [MHz]	PK+ Level [dBm]	PK+ Limit [dBm]	PK+ Margin [dB]	Correction [dB]	Polarization	Azimuth [deg]	Antenna Height [m]
5	6,972.500	-45.51	-13.00	32.51	30.33	V	1	1
5	7,909.000	-43.11	-13.00	30.11	33.09	V	359	2



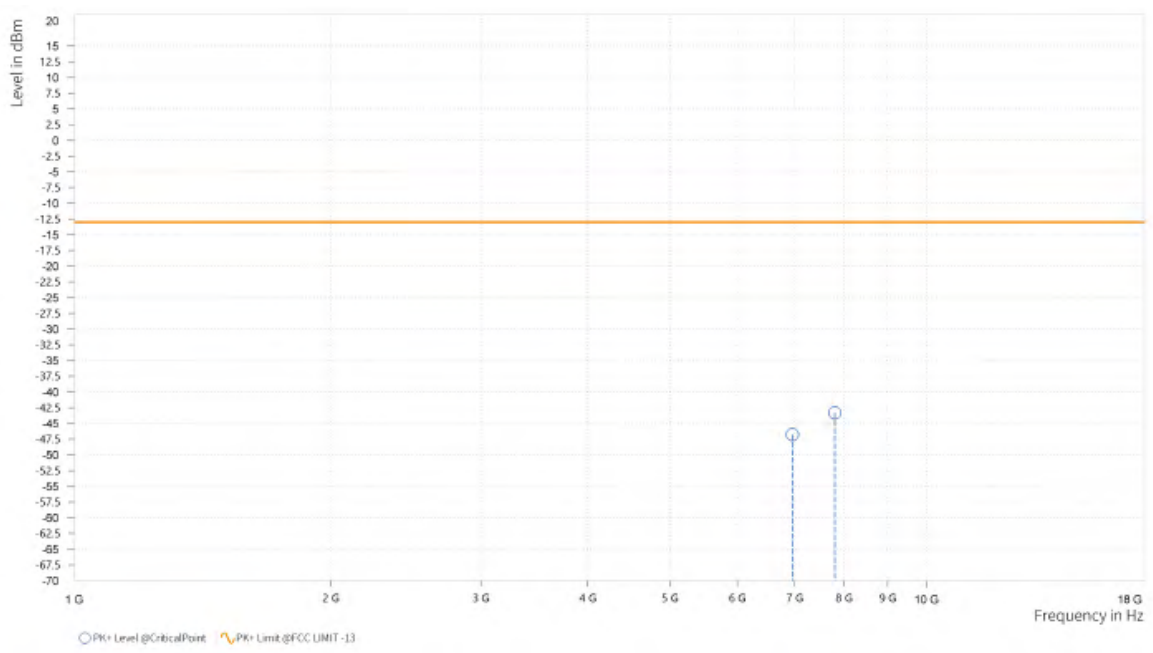


Test Report No.: W7L-P22110036RF12

CHANNEL BANDWIDTH: 40MHz / QPSK

MODE	TX channel 633334	FREQUENCY RANGE	Above 1000MHz
ENVIRONMENTAL CONDITIONS	23deg. C, 70%RH	INPUT POWER	AC 120V/60HZ
TESTED BY	Jace Hu		
ANTENNA POLARITY & TEST DISTANCE: HORIZONTAL AT 3 M			

Rg	Frequency [MHz]	PK+ Level [dBm]	PK+ Limit [dBm]	PK+ Margin [dB]	Correction [dB]	Polarization	Azimuth [deg]	Antenna Height [m]
5	6,960.500	-46.78	-13.00	33.78	30.16	H	359	2
5	7,808.000	-43.35	-13.00	30.35	32.93	H	359.1	1



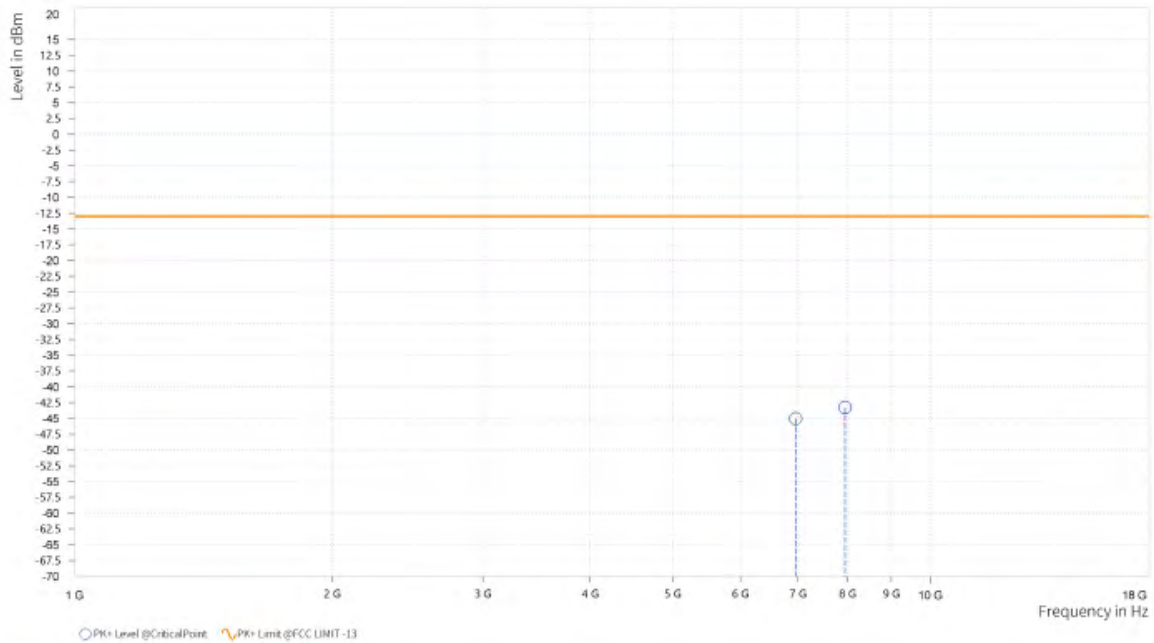


**BUREAU
VERITAS**

Test Report No.: W7L-P22110036RF12

MODE	TX channel 633334	FREQUENCY RANGE	Above 1000MHz
ENVIRONMENTAL CONDITIONS	23deg. C, 70%RH	INPUT POWER	AC 120V/60HZ
TESTED BY	Jace Hu		
ANTENNA POLARITY & TEST DISTANCE: VERTICAL AT 3 M			

Rg	Frequency [MHz]	PK+ Level [dBm]	PK+ Limit [dBm]	PK+ Margin [dB]	Correction [dB]	Polarization	Azimuth [deg]	Antenna Height [m]
5	6,962.000	-45.05	-13.00	32.05	30.32	V	1	1
5	7,948.500	-43.25	-13.00	30.25	33.21	V	274.6	1



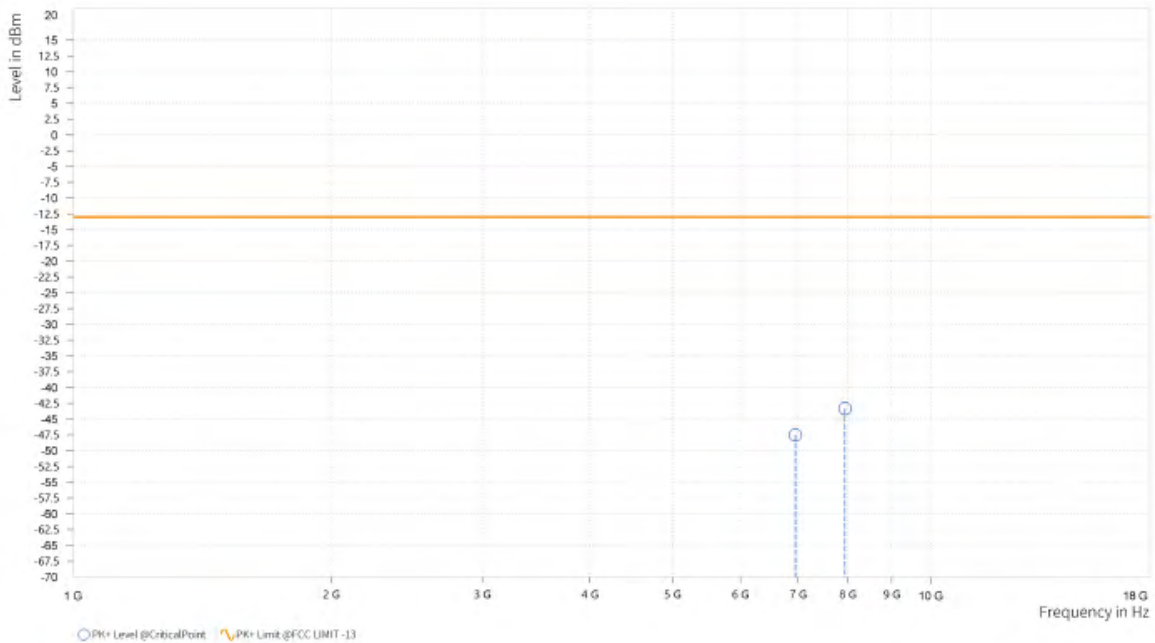


Test Report No.: W7L-P22110036RF12

CHANNEL BANDWIDTH: 50MHz / QPSK

MODE	TX channel 633334	FREQUENCY RANGE	Above 1000MHz
ENVIRONMENTAL CONDITIONS	23deg. C, 70%RH	INPUT POWER	AC 120V/60HZ
TESTED BY	Jace Hu		
ANTENNA POLARITY & TEST DISTANCE: HORIZONTAL AT 3 M			

Rg	Frequency [MHz]	PK+ Level [dBm]	PK+ Limit [dBm]	PK+ Margin [dB]	Correction [dB]	Polarization	Azimuth [deg]	Antenna Height [m]
5	6,952.500	-47.52	-13.00	34.52	30.23	H	0.9	2
5	7,942.500	-43.33	-13.00	30.33	32.99	H	84.3	2

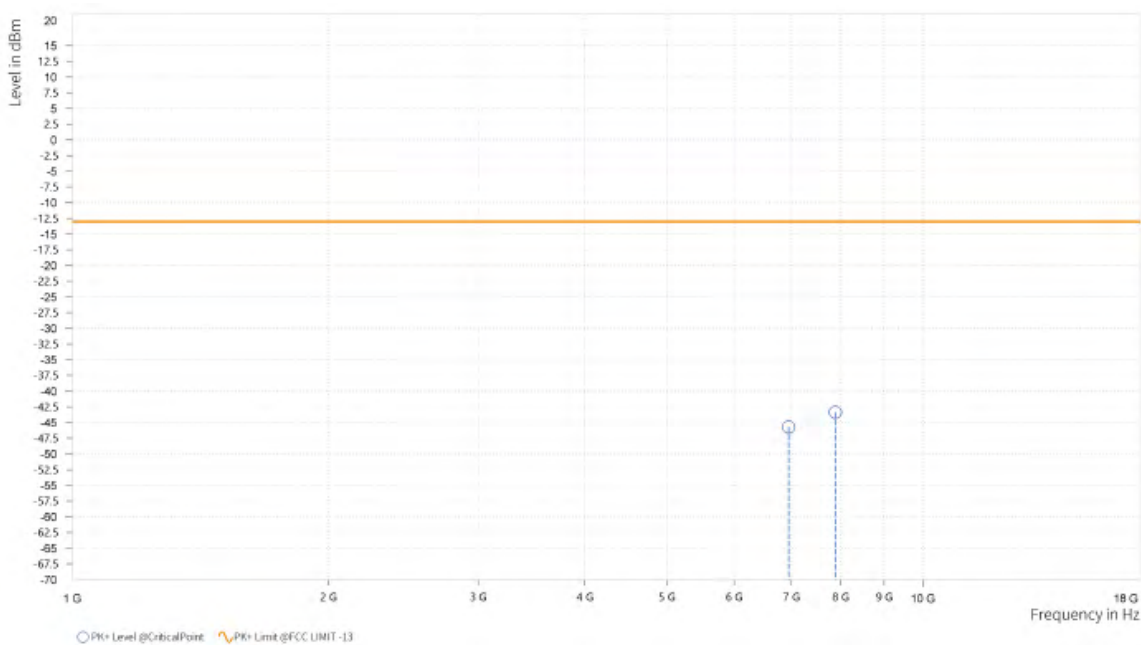




Test Report No.: W7L-P22110036RF12

MODE	TX channel 633334	FREQUENCY RANGE	Above 1000MHz
ENVIRONMENTAL CONDITIONS	23deg. C, 70%RH	INPUT POWER	AC 120V/60HZ
TESTED BY	Jace Hu		
ANTENNA POLARITY & TEST DISTANCE: VERTICAL AT 3 M			

Rg	Frequency [MHz]	PK+ Level [dBm]	PK+ Limit [dBm]	PK+ Margin [dB]	Correction [dB]	Polarization	Azimuth [deg]	Antenna Height [m]
5	6,952.000	-45.72	-13.00	32.72	30.42	V	359.1	1
5	7,885.500	-43.38	-13.00	30.38	33.04	V	81.9	2



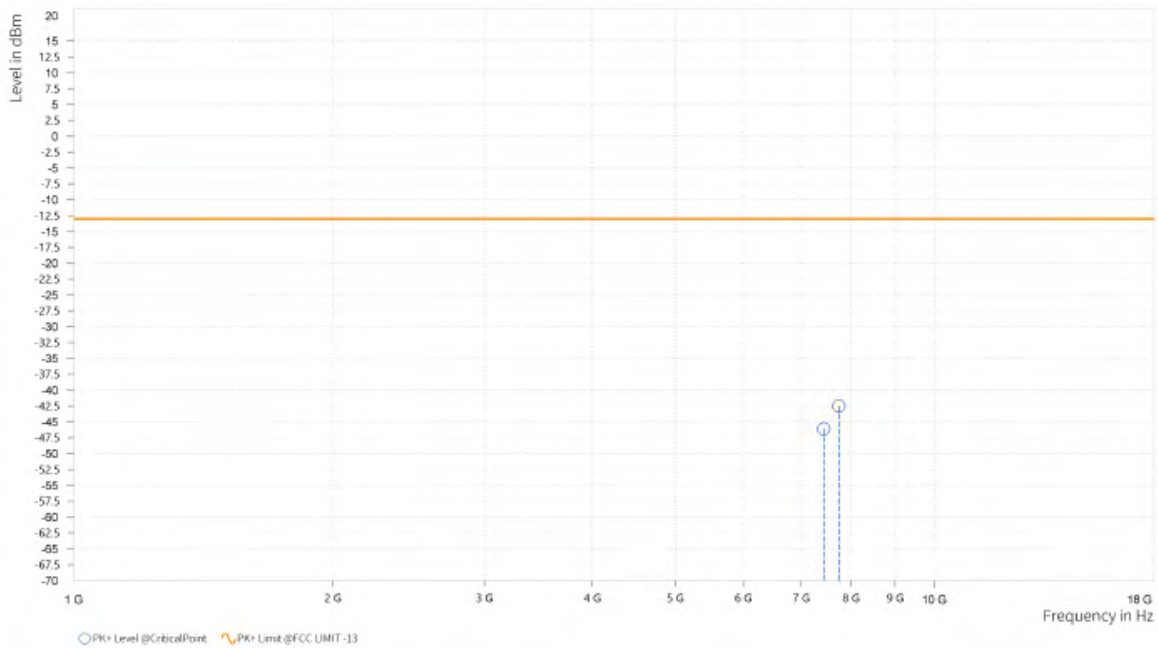


Test Report No.: W7L-P22110036RF12

CHANNEL BANDWIDTH: 60MHz / QPSK

MODE	TX channel 633334	FREQUENCY RANGE	Above 1000MHz
ENVIRONMENTAL CONDITIONS	23deg. C, 70%RH	INPUT POWER	AC 120V/60HZ
TESTED BY	Jace Hu		
ANTENNA POLARITY & TEST DISTANCE: HORIZONTAL AT 3 M			

Rg	Frequency [MHz]	PK+ Level [dBm]	PK+ Limit [dBm]	PK+ Margin [dB]	Correction [dB]	Polarization	Azimuth [deg]	Antenna Height [m]
5	7,441.500	-46.09	-13.00	33.09	31.60	H	359.1	1
5	7,746.000	-42.51	-13.00	29.51	32.83	H	359.1	1

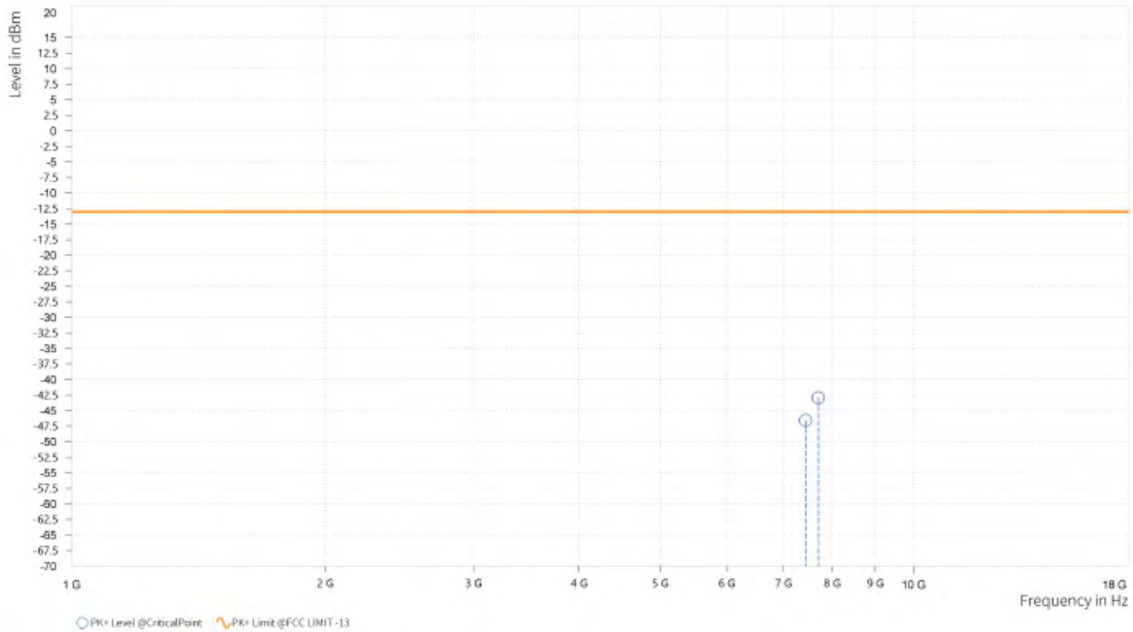




Test Report No.: W7L-P22110036RF12

MODE	TX channel 633334	FREQUENCY RANGE	Above 1000MHz
ENVIRONMENTAL CONDITIONS	23deg. C, 70%RH	INPUT POWER	AC 120V/60HZ
TESTED BY	Jace Hu		
ANTENNA POLARITY & TEST DISTANCE: VERTICAL AT 3 M			

Rg	Frequency [MHz]	PK+ Level [dBm]	PK+ Limit [dBm]	PK+ Margin [dB]	Correction [dB]	Polarization	Azimuth [deg]	Antenna Height [m]
5	7,440.000	-46.58	-13.00	33.58	31.74	V	359	2
5	7,699.000	-42.93	-13.00	29.93	32.88	V	1	2





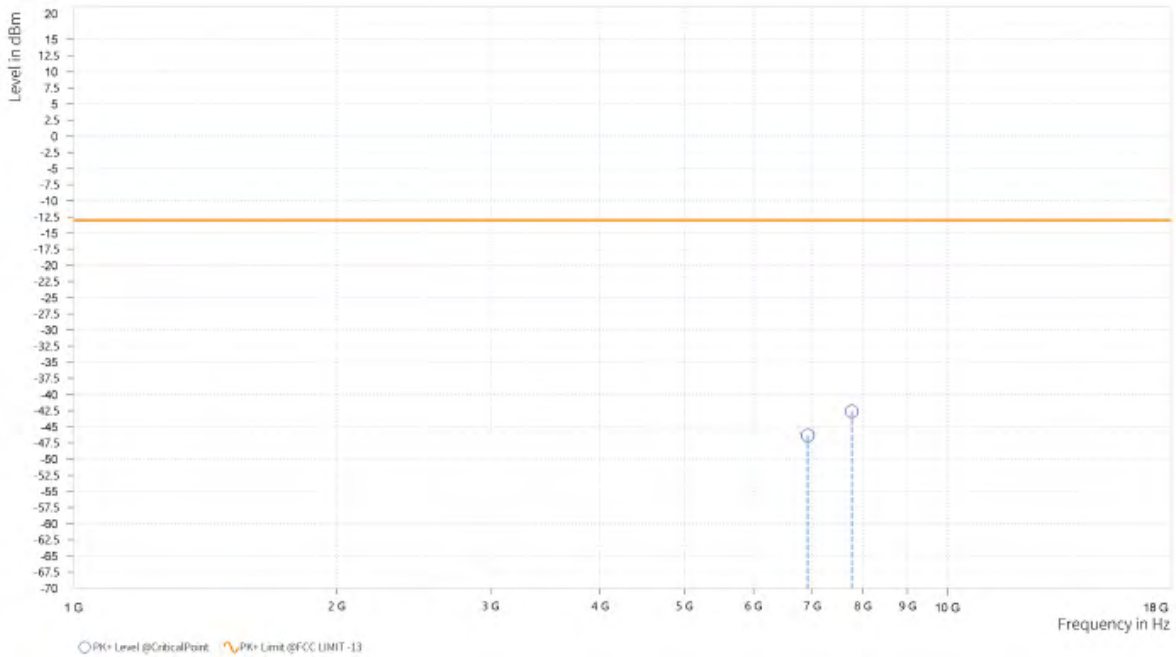
BUREAU VERITAS

Test Report No.: W7L-P22110036RF12

CHANNEL BANDWIDTH: 80MHz / QPSK

MODE	TX channel 633334	FREQUENCY RANGE	Above 1000MHz
ENVIRONMENTAL CONDITIONS	23deg. C, 70%RH	INPUT POWER	AC 120V/60HZ
TESTED BY	Jace Hu		
ANTENNA POLARITY & TEST DISTANCE: HORIZONTAL AT 3 M			

Rg	Frequency [MHz]	PK+ Level [dBm]	PK+ Limit [dBm]	PK+ Margin [dB]	Correction [dB]	Polarization	Azimuth [deg]	Antenna Height [m]
5	6,921.500	-46.32	-13.00	33.32	30.52	H	85.4	2
5	7,771.000	-42.63	-13.00	29.63	32.85	H	85.4	2

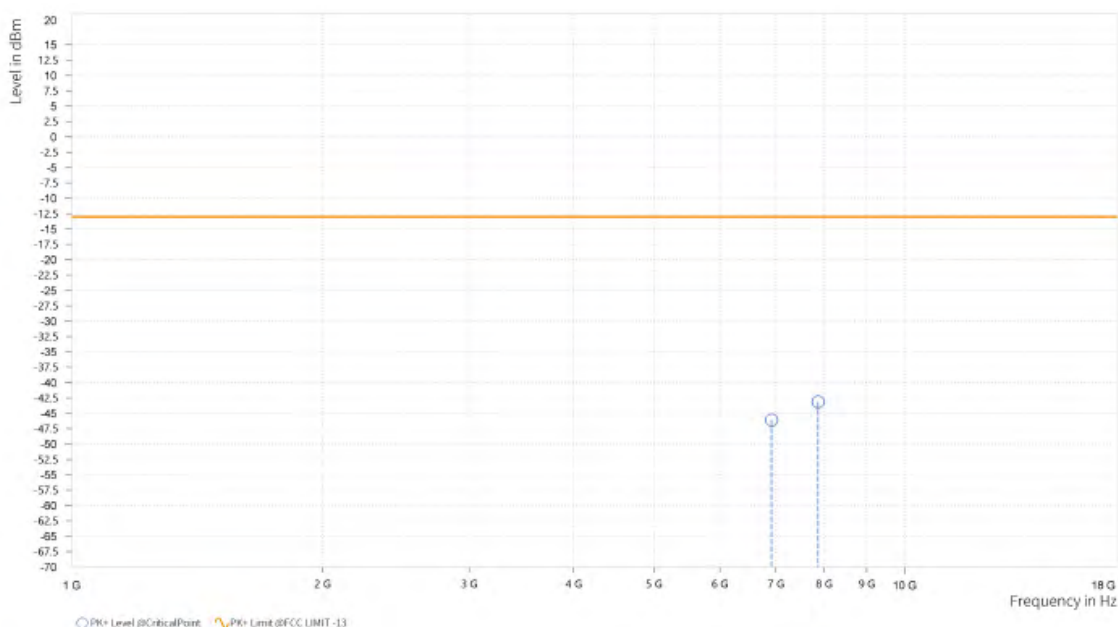




Test Report No.: W7L-P22110036RF12

MODE	TX channel 633334	FREQUENCY RANGE	Above 1000MHz
ENVIRONMENTAL CONDITIONS	23deg. C, 70%RH	INPUT POWER	AC 120V/60HZ
TESTED BY	Jace Hu		
ANTENNA POLARITY & TEST DISTANCE: VERTICAL AT 3 M			

Rg	Frequency [MHz]	PK+ Level [dBm]	PK+ Limit [dBm]	PK+ Margin [dB]	Correction [dB]	Polarization	Azimuth [deg]	Antenna Height [m]
5	6,922.000	-46.10	-13.00	33.10	30.69	V	359	2
5	7,873.000	-43.15	-13.00	30.15	33.05	V	359.1	1





BUREAU
VERITAS

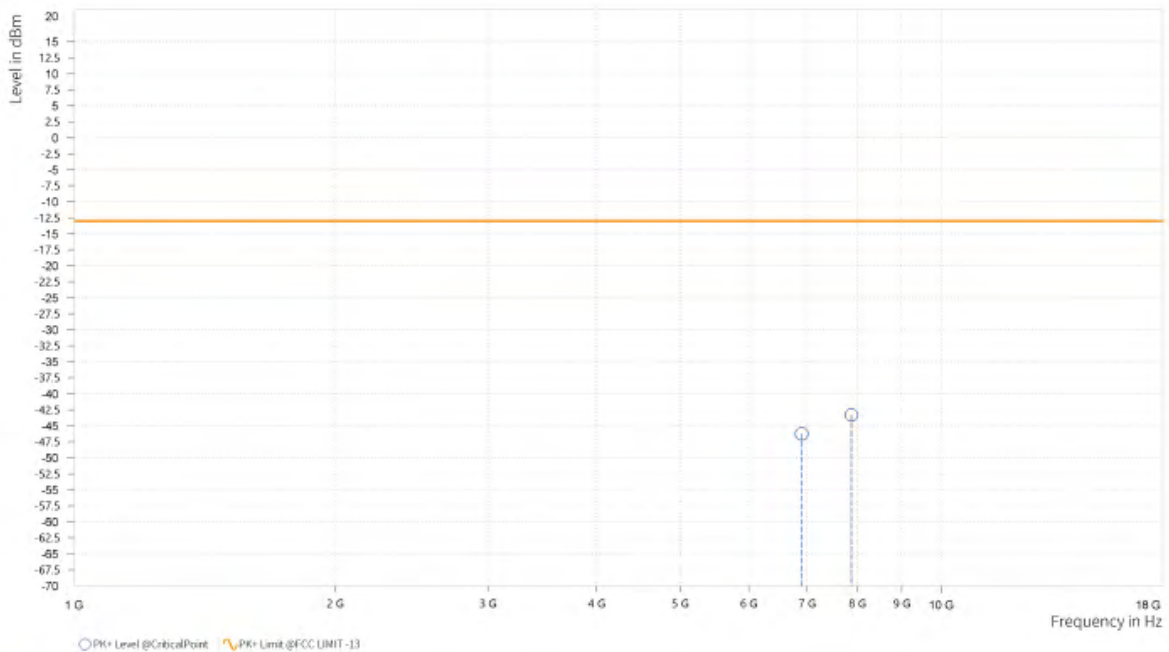
Test Report No.: W7L-P22110036RF12

CHANNEL BANDWIDTH: 90MHz / QPSK

CH633000

MODE	TX channel 633000	FREQUENCY RANGE	Above 1000MHz
ENVIRONMENTAL CONDITIONS	23deg. C, 70%RH	INPUT POWER	AC 120V/60HZ
TESTED BY	Jace Hu		
ANTENNA POLARITY & TEST DISTANCE: HORIZONTAL AT 3 M			

Rg	Frequency [MHz]	PK+ Level [dBm]	PK+ Limit [dBm]	PK+ Margin [dB]	Correction [dB]	Polarization	Azimuth [deg]	Antenna Height [m]
5	6,900.500	-46.23	-13.00	33.23	30.70	H	359.1	1
5	7,878.500	-43.29	-13.00	30.29	33.00	H	359	2

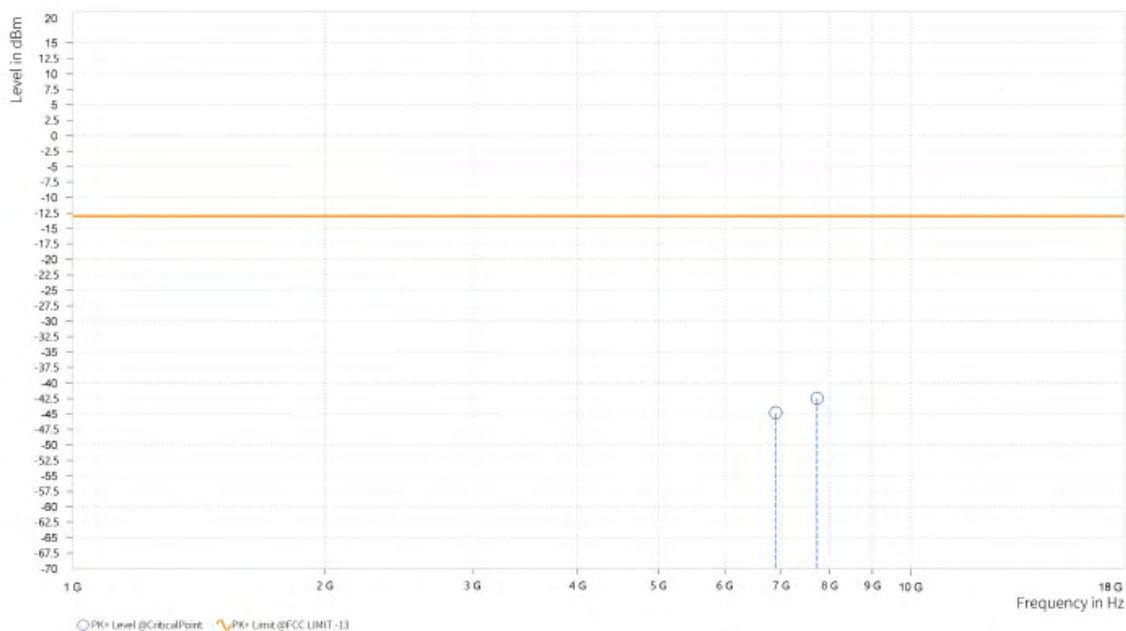




Test Report No.: W7L-P22110036RF12

MODE	TX channel 633000	FREQUENCY RANGE	Above 1000MHz
ENVIRONMENTAL CONDITIONS	23deg. C, 70%RH	INPUT POWER	AC 120V/60HZ
TESTED BY	Jace Hu		
ANTENNA POLARITY & TEST DISTANCE: VERTICAL AT 3 M			

Rg	Frequency [MHz]	PK+ Level [dBm]	PK+ Limit [dBm]	PK+ Margin [dB]	Correction [dB]	Polarization	Azimuth [deg]	Antenna Height [m]
5	6,901.500	-44.81	-13.00	31.81	30.80	V	359.1	1
5	7,729.500	-42.46	-13.00	29.46	33.01	V	0.9	2





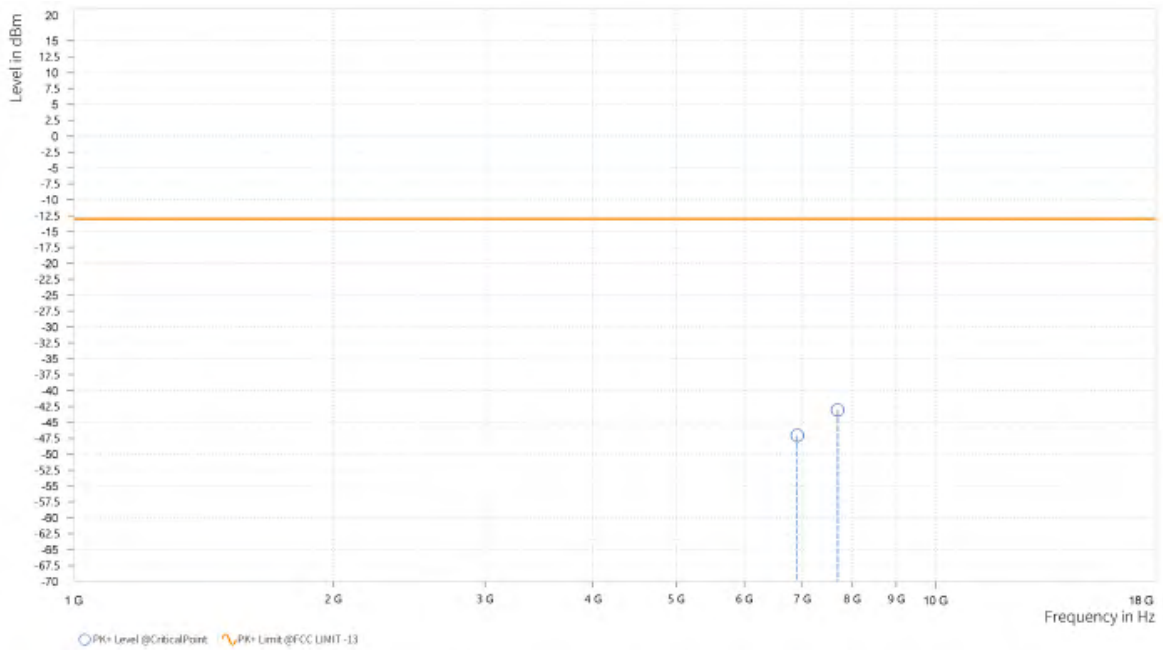
**BUREAU
VERITAS**

Test Report No.: W7L-P22110036RF12

CH633334

MODE	TX channel 633334	FREQUENCY RANGE	Above 1000MHz
ENVIRONMENTAL CONDITIONS	23deg. C, 70%RH	INPUT POWER	AC 120V/60HZ
TESTED BY	Jace Hu		
ANTENNA POLARITY & TEST DISTANCE: HORIZONTAL AT 3 M			

Rg	Frequency [MHz]	PK+ Level [dBm]	PK+ Limit [dBm]	PK+ Margin [dB]	Correction [dB]	Polarization	Azimuth [deg]	Antenna Height [m]
5	6,911.500	-47.09	-13.00	34.09	30.61	H	84.3	2
5	7,698.500	-43.08	-13.00	30.08	32.73	H	359	2

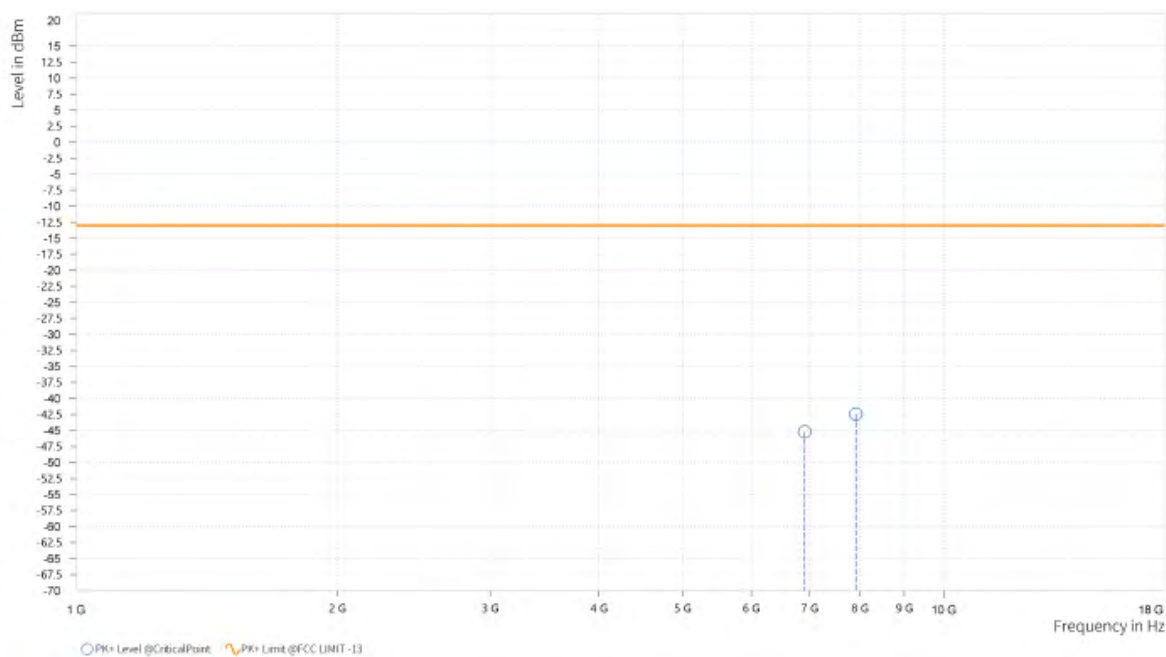




Test Report No.: W7L-P22110036RF12

MODE	TX channel 633334	FREQUENCY RANGE	Above 1000MHz
ENVIRONMENTAL CONDITIONS	23deg. C, 70%RH	INPUT POWER	AC 120V/60HZ
TESTED BY	Jace Hu		
ANTENNA POLARITY & TEST DISTANCE: VERTICAL AT 3 M			

Rg	Frequency [MHz]	PK+ Level [dBm]	PK+ Limit [dBm]	PK+ Margin [dB]	Correction [dB]	Polarization	Azimuth [deg]	Antenna Height [m]
5	6,913.000	-45.21	-13.00	32.21	30.74	V	1	1
5	7,914.000	-42.45	-13.00	29.45	33.11	V	1	2





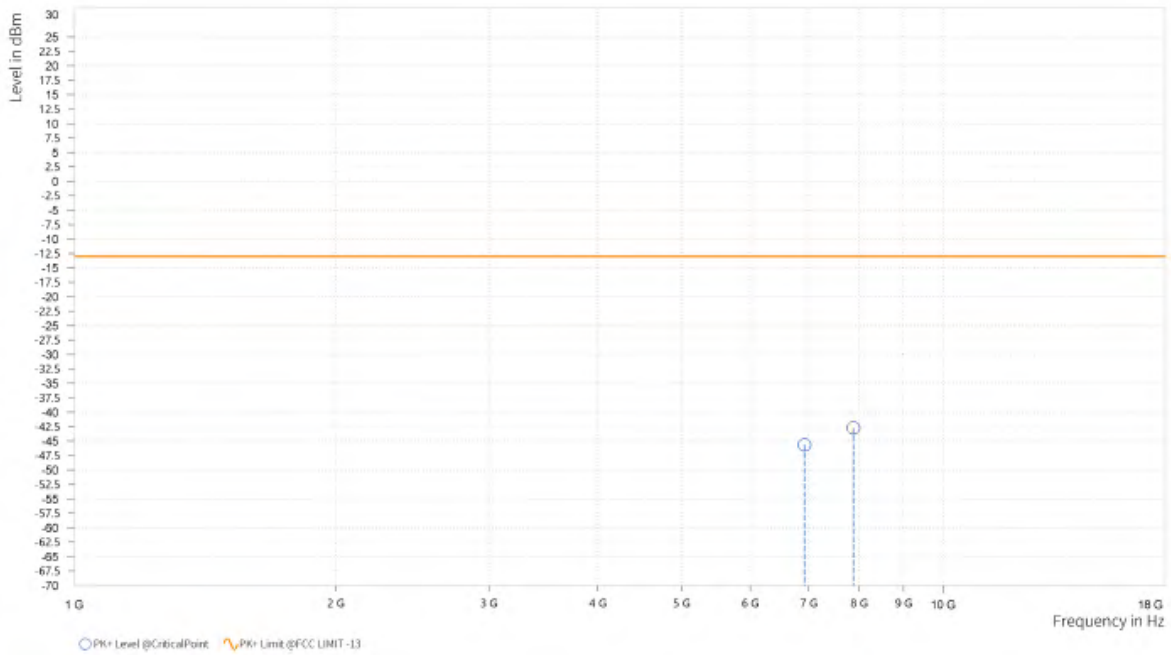
BUREAU VERITAS

Test Report No.: W7L-P22110036RF12

CH633666

MODE	TX channel 633666	FREQUENCY RANGE	Above 1000MHz
ENVIRONMENTAL CONDITIONS	23deg. C, 70%RH	INPUT POWER	AC 120V/60HZ
TESTED BY	Jace Hu		
ANTENNA POLARITY & TEST DISTANCE: HORIZONTAL AT 3 M			

Rg	Frequency [MHz]	PK+ Level [dBm]	PK+ Limit [dBm]	PK+ Margin [dB]	Correction [dB]	Polarization	Azimuth [deg]	Antenna Height [m]
5	6,924.000	-45.66	-13.00	32.66	30.50	H	359	2
5	7,879.000	-42.73	-13.00	29.73	33.00	H	282.9	1

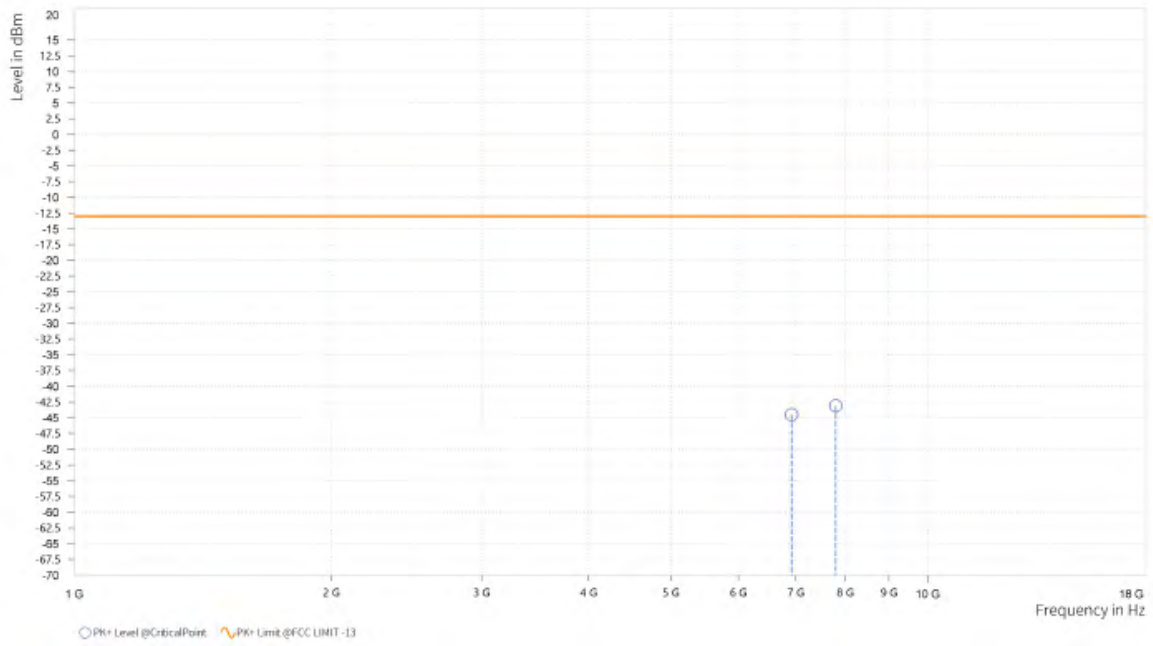




Test Report No.: W7L-P22110036RF12

MODE	TX channel 633666	FREQUENCY RANGE	Above 1000MHz
ENVIRONMENTAL CONDITIONS	23deg. C, 70%RH	INPUT POWER	AC 120V/60HZ
TESTED BY	Jace Hu		
ANTENNA POLARITY & TEST DISTANCE: VERTICAL AT 3 M			

Rg	Frequency [MHz]	PK+ Level [dBm]	PK+ Limit [dBm]	PK+ Margin [dB]	Correction [dB]	Polarization	Azimuth [deg]	Antenna Height [m]
5	6,922.500	-44.51	-13.00	31.51	30.69	V	1	1
5	7,798.500	-43.13	-13.00	30.13	33.05	V	1	1





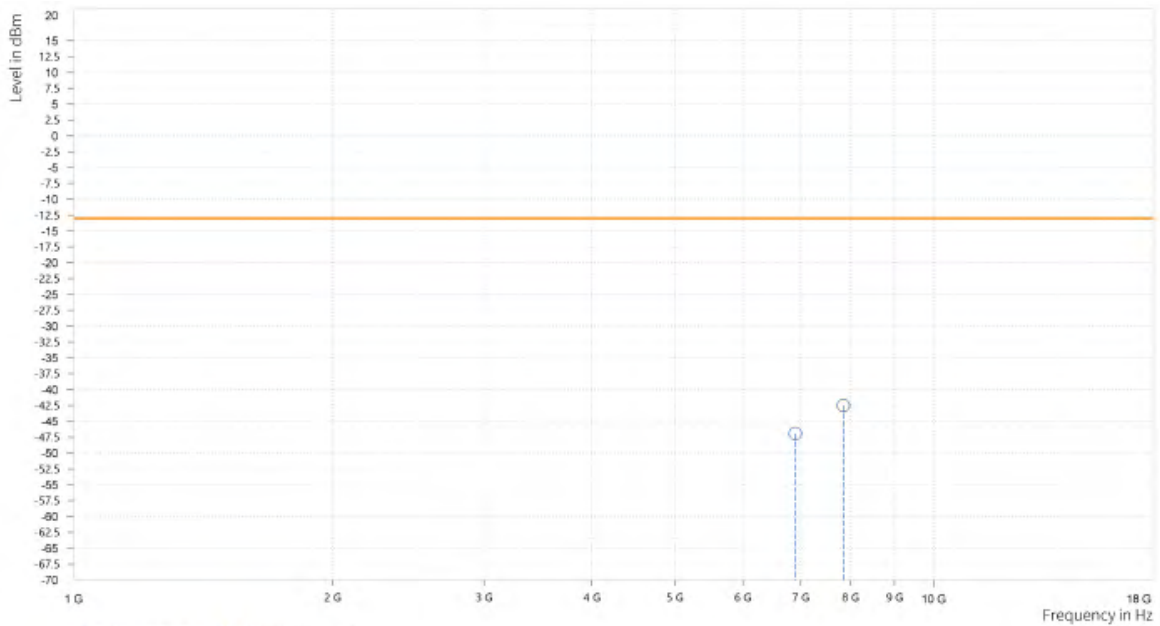
BUREAU VERITAS

Test Report No.: W7L-P22110036RF12

CHANNEL BANDWIDTH: 100MHz / QPSK

MODE	TX channel 633334	FREQUENCY RANGE	Above 1000MHz
ENVIRONMENTAL CONDITIONS	23deg. C, 70%RH	INPUT POWER	AC 120V/60HZ
TESTED BY	Jace Hu		
ANTENNA POLARITY & TEST DISTANCE: HORIZONTAL AT 3 M			

Rg	Frequency [MHz]	PK+ Level [dBm]	PK+ Limit [dBm]	PK+ Margin [dB]	Correction [dB]	Polarization	Azimuth [deg]	Antenna Height [m]
5	6,901.500	-46.91	-13.00	33.91	30.69	H	1	1
5	7,851.500	-42.51	-13.00	29.51	32.98	H	280.6	1



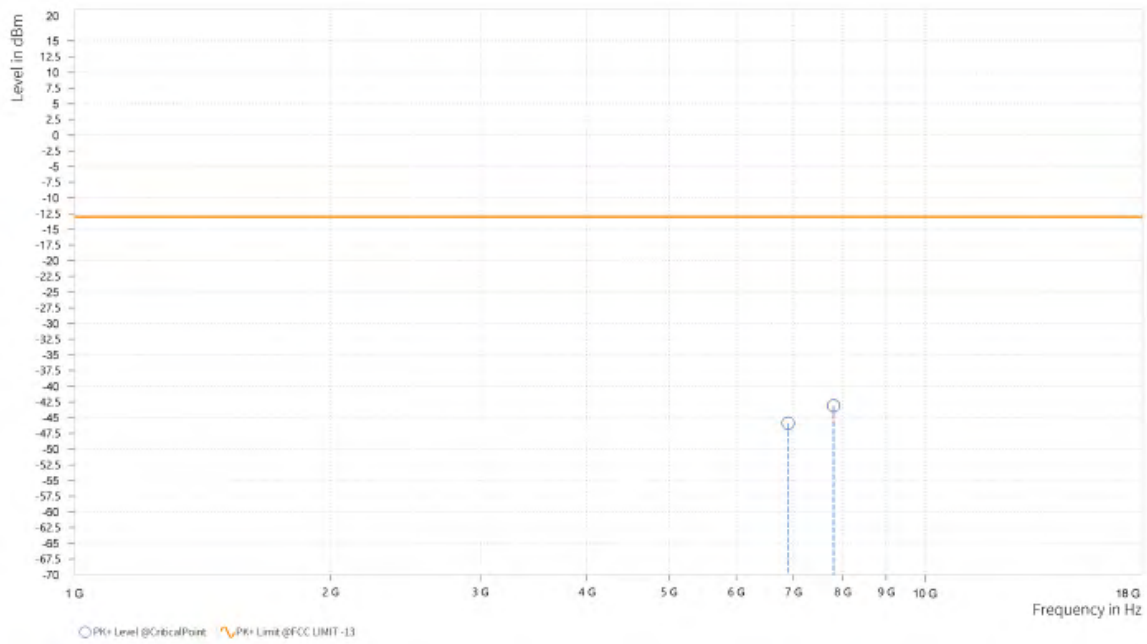
PK+ Level @CriticalPoint PK+ Limit @FCC LIMIT -13



Test Report No.: W7L-P22110036RF12

MODE	TX channel 633334	FREQUENCY RANGE	Above 1000MHz
ENVIRONMENTAL CONDITIONS	23deg. C, 70%RH	INPUT POWER	AC 120V/60HZ
TESTED BY	Jace Hu		
ANTENNA POLARITY & TEST DISTANCE: VERTICAL AT 3 M			

Rg	Frequency [MHz]	PK+ Level [dBm]	PK+ Limit [dBm]	PK+ Margin [dB]	Correction [dB]	Polarization	Azimuth [deg]	Antenna Height [m]
5	6,902.000	-45.85	-13.00	32.85	30.80	V	1	1
5	7,807.000	-43.13	-13.00	30.13	33.06	V	359	2

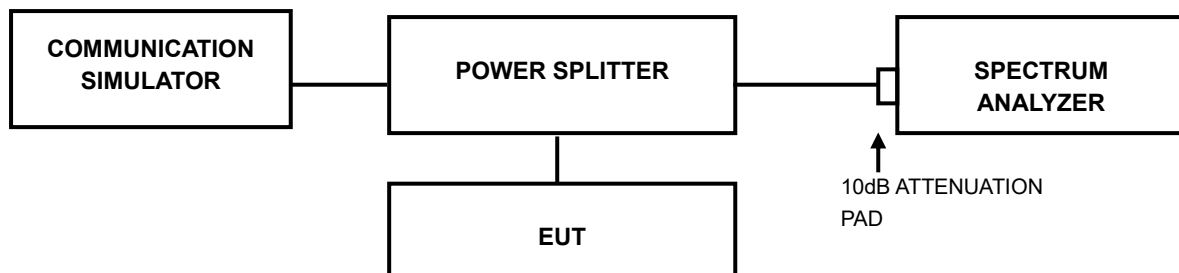


3.7 PEAK TO AVERAGE RATIO

3.7.1 LIMITS OF PEAK TO AVERAGE RATIO MEASUREMENT

In measuring transmissions in this band using an average power technique, the peak to-average ratio (PAR) of the transmission may not exceed 13 dB

3.7.2 TEST SETUP



3.7.3 TEST PROCEDURES

1. Set resolution/measurement bandwidth \geq signal's occupied bandwidth;
2. Set the number of counts to a value that stabilizes the measured CCDF curve;
3. Record the maximum PAPR level associated with a probability of 0.1%.



Test Report No.: W7L-P22110036RF12

3.7.4 TEST RESULTS

Please Refer to Appendix Of this test report.



Test Report No.: W7L-P22110036RF12

4 INFORMATION ON THE TESTING LABORATORIES

We, BV 7LAYERS COMMUNICATIONS TECHNOLOGY (SHENZHEN) CO. LTD., were founded in 2015 to provide our best service in EMC, Radio, Telecom and Safety consultation. Our laboratories are accredited and approved according to ISO/IEC 17025.

If you have any comments, please feel free to contact us at the following:

Shenzhen EMC/RF Lab:

Tel: +86-755-88696566

Fax: +86-755-88696577

Email: customerservice.sw@bureauveritas.com

Web Site: www.adt.com.tw

The address and road map of all our labs can be found in our web site also.