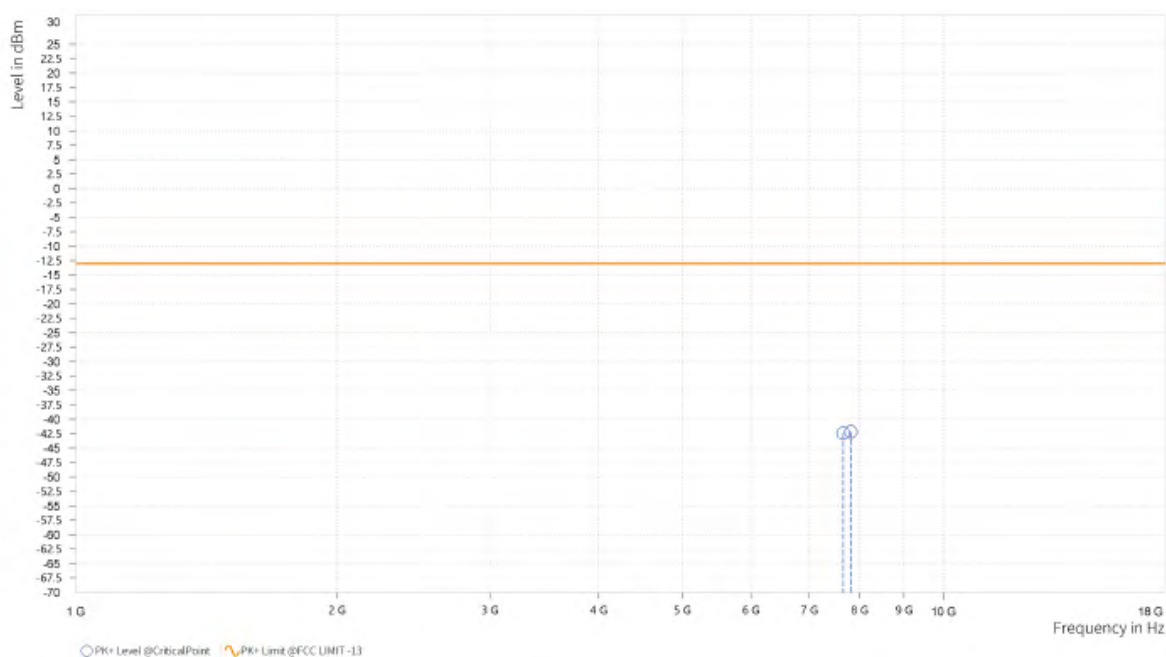




Test Report No.: W7L-P22110036RF12

MODE	TX channel 656000	FREQUENCY RANGE	Above 1000MHz
ENVIRONMENTAL CONDITIONS	23deg. C, 70%RH	INPUT POWER	AC 120V/60HZ
TESTED BY	Jace Hu		
ANTENNA POLARITY & TEST DISTANCE: VERTICAL AT 3 M			

Rg	Frequency [MHz]	PK+ Level [dBm]	PK+ Limit [dBm]	PK+ Margin [dB]	Correction [dB]	Polarization	Azimuth [deg]	Antenna Height [m]
5	7,662.000	-42.43	-13.00	29.43	32.58	V	55.6	2
5	7,821.500	-42.16	-13.00	29.16	33.07	V	359.1	1



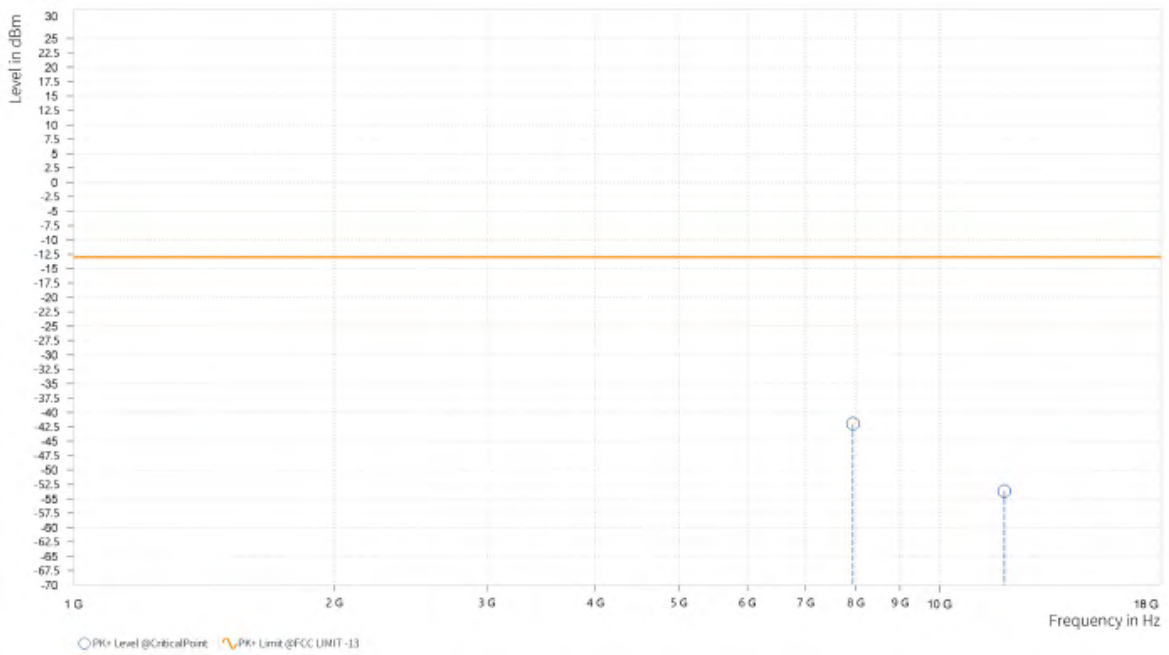


Test Report No.: W7L-P22110036RF12

CH 664666

MODE	TX channel 664666	FREQUENCY RANGE	Above 1000MHz
ENVIRONMENTAL CONDITIONS	23deg. C, 70%RH	INPUT POWER	AC 120V/60HZ
TESTED BY	Jace Hu		
ANTENNA POLARITY & TEST DISTANCE: HORIZONTAL AT 3 M			

Rg	Frequency [MHz]	PK+ Level [dBm]	PK+ Limit [dBm]	PK+ Margin [dB]	Correction [dB]	Polarization	Azimuth [deg]	Antenna Height [m]
5	7,940.500	-41.96	-13.00	28.96	32.99	H	359	1
6	11,877.500	-53.68	-13.00	40.68	24.57	H	359	2

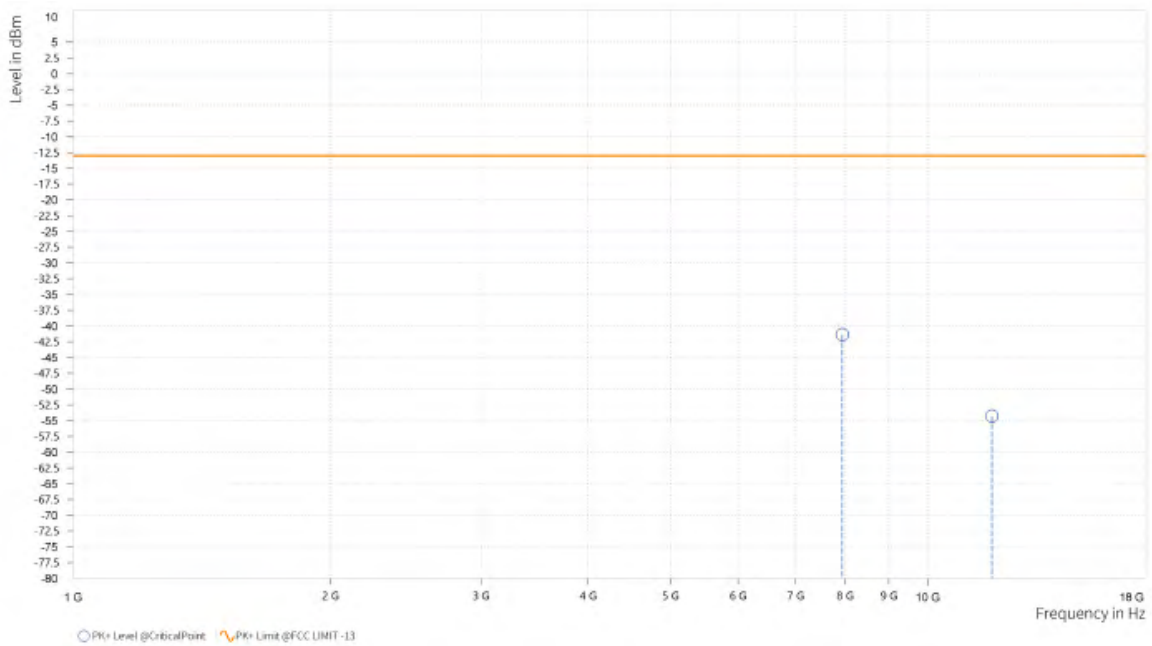




Test Report No.: W7L-P22110036RF12

MODE	TX channel 664666	FREQUENCY RANGE	Above 1000MHz
ENVIRONMENTAL CONDITIONS	23deg. C, 70%RH	INPUT POWER	AC 120V/60HZ
TESTED BY	Jace Hu		
ANTENNA POLARITY & TEST DISTANCE: VERTICAL AT 3 M			

Rg	Frequency [MHz]	PK+ Level [dBm]	PK+ Limit [dBm]	PK+ Margin [dB]	Correction [dB]	Polarization	Azimuth [deg]	Antenna Height [m]
5	7,941.000	-41.37	-13.00	28.37	33.19	V	1	1
6	11,881.500	-54.26	-13.00	41.26	24.52	V	359	1





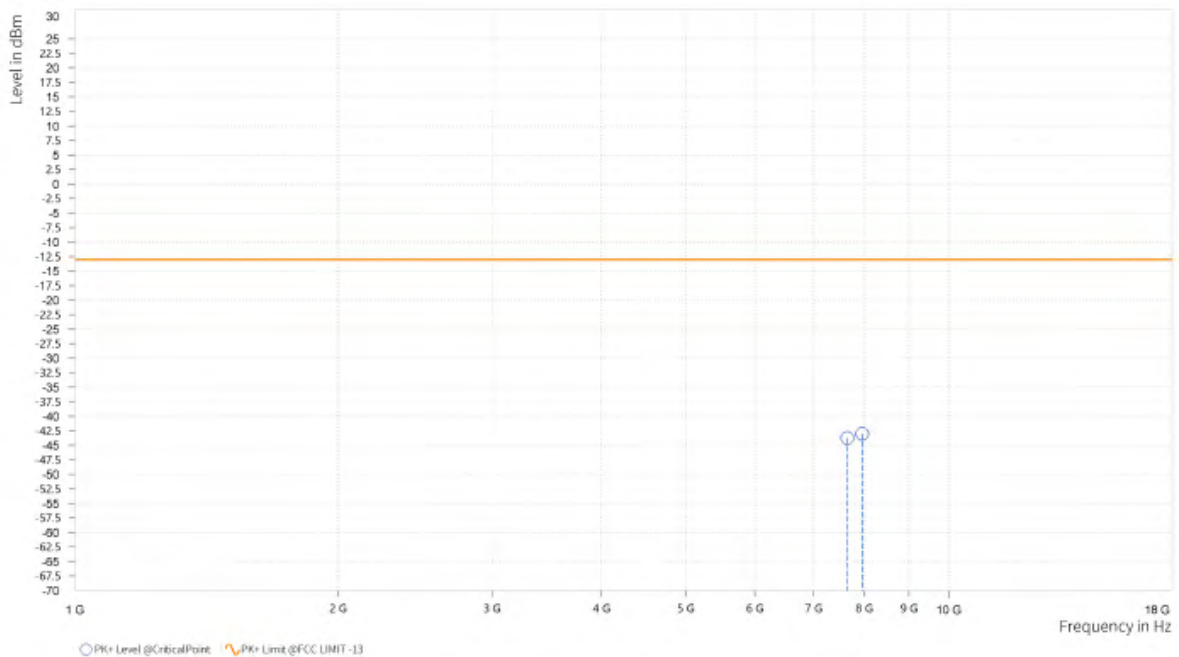
BUREAU VERITAS

Test Report No.: W7L-P22110036RF12

CHANNEL BANDWIDTH: 30MHz / QPSK

MODE	TX channel 656000	FREQUENCY RANGE	Above 1000MHz
ENVIRONMENTAL CONDITIONS	23deg. C, 70%RH	INPUT POWER	AC 120V/60HZ
TESTED BY	Jace Hu		
ANTENNA POLARITY & TEST DISTANCE: HORIZONTAL AT 3 M			

Rg	Frequency [MHz]	PK+ Level [dBm]	PK+ Limit [dBm]	PK+ Margin [dB]	Correction [dB]	Polarization	Azimuth [deg]	Antenna Height [m]
5	7,652.000	-43.75	-13.00	30.75	32.42	H	54.4	2
5	7,955.500	-43.02	-13.00	30.02	32.98	H	359	2

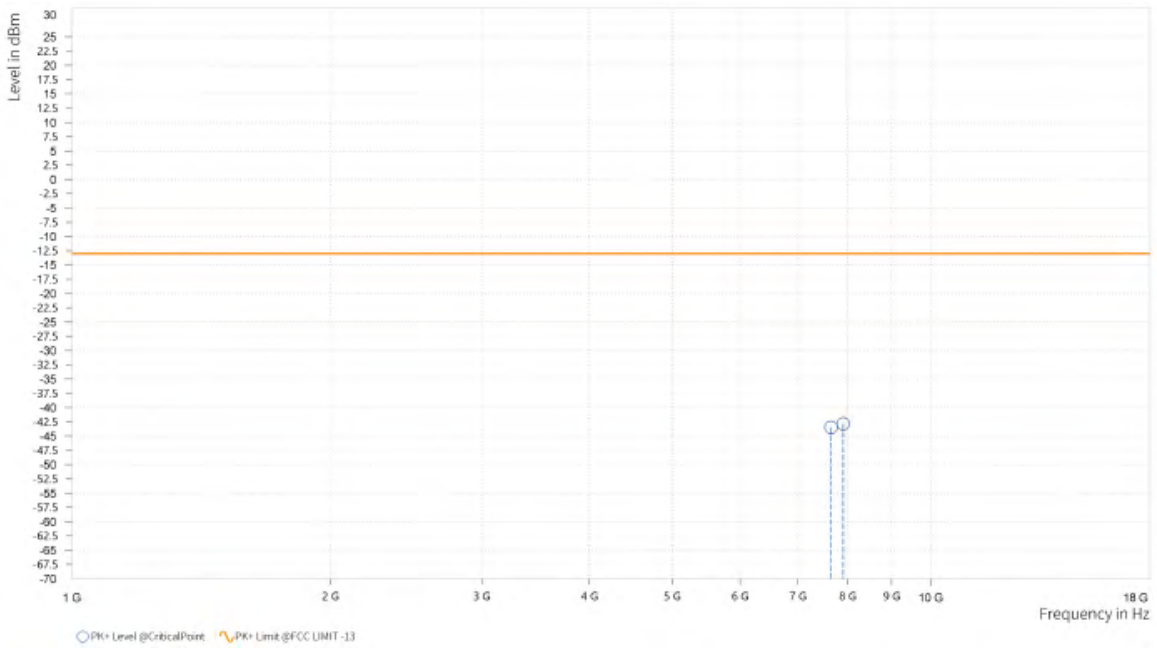




Test Report No.: W7L-P22110036RF12

MODE	TX channel 656000	FREQUENCY RANGE	Above 1000MHz
ENVIRONMENTAL CONDITIONS	23deg. C, 70%RH	INPUT POWER	AC 120V/60HZ
TESTED BY	Jace Hu		
ANTENNA POLARITY & TEST DISTANCE: VERTICAL AT 3 M			

Rg	Frequency [MHz]	PK+ Level [dBm]	PK+ Limit [dBm]	PK+ Margin [dB]	Correction [dB]	Polarization	Azimuth [deg]	Antenna Height [m]
5	7,652.500	-43.48	-13.00	30.48	32.51	V	54.4	2
5	7,907.500	-42.84	-13.00	29.84	33.09	V	266.2	1



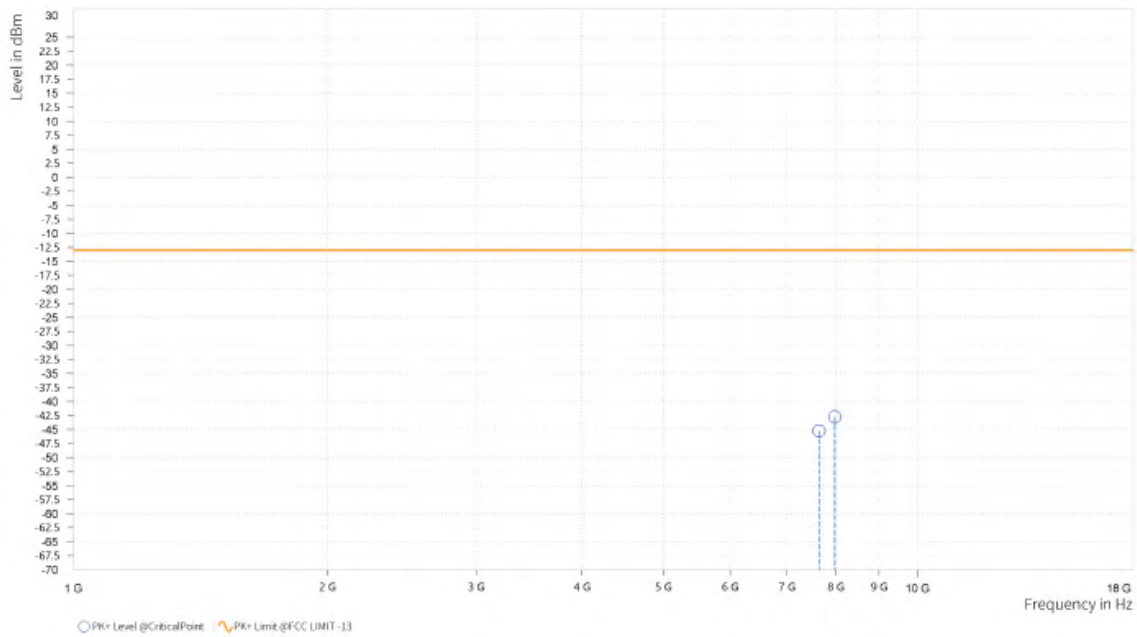


Test Report No.: W7L-P22110036RF12

CHANNEL BANDWIDTH: 40MHz / QPSK

MODE	TX channel 656000	FREQUENCY RANGE	Above 1000MHz
ENVIRONMENTAL CONDITIONS	23deg. C, 70%RH	INPUT POWER	AC 120V/60HZ
TESTED BY	Jace Hu		
ANTENNA POLARITY & TEST DISTANCE: HORIZONTAL AT 3 M			

Rg	Frequency [MHz]	PK+ Level [dBm]	PK+ Limit [dBm]	PK+ Margin [dB]	Correction [dB]	Polarization	Azimuth [deg]	Antenna Height [m]
5	7,641.500	-45.24	-13.00	32.24	32.36	H	1	1
5	7,975.500	-42.77	-13.00	29.77	32.99	H	359	1

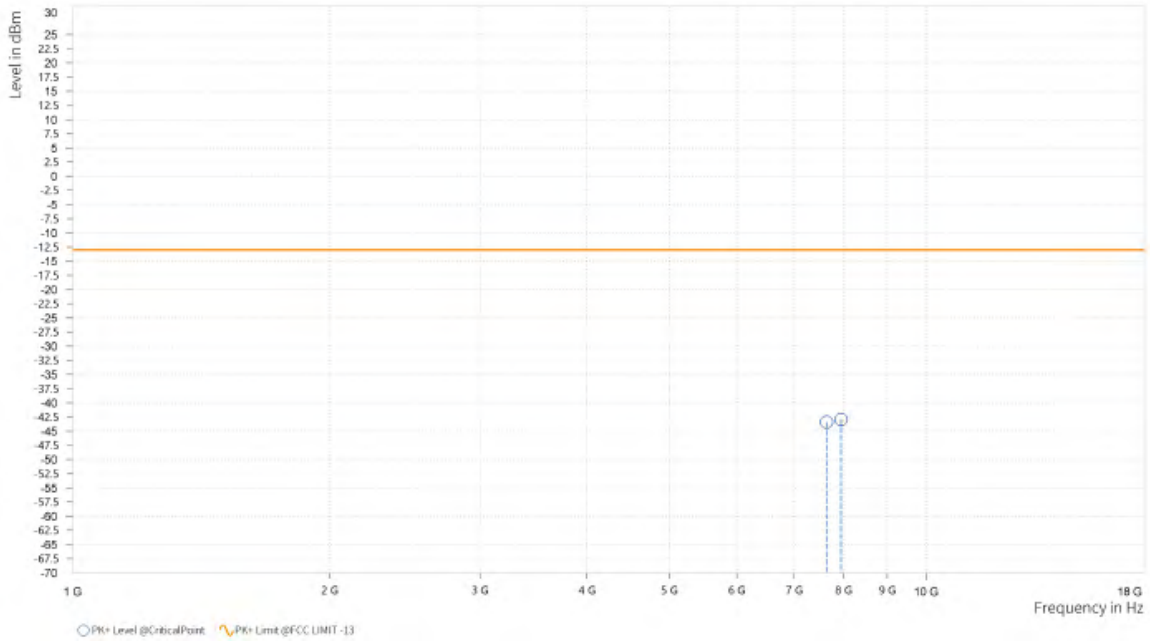




Test Report No.: W7L-P22110036RF12

MODE	TX channel 656000	FREQUENCY RANGE	Above 1000MHz
ENVIRONMENTAL CONDITIONS	23deg. C, 70%RH	INPUT POWER	AC 120V/60HZ
TESTED BY	Jace Hu		
ANTENNA POLARITY & TEST DISTANCE: VERTICAL AT 3 M			

Rg	Frequency [MHz]	PK+ Level [dBm]	PK+ Limit [dBm]	PK+ Margin [dB]	Correction [dB]	Polarization	Azimuth [deg]	Antenna Height [m]
5	7,642.500	-43.38	-13.00	30.38	32.44	V	53.2	2
5	7,949.000	-42.92	-13.00	29.92	33.21	V	305.5	1



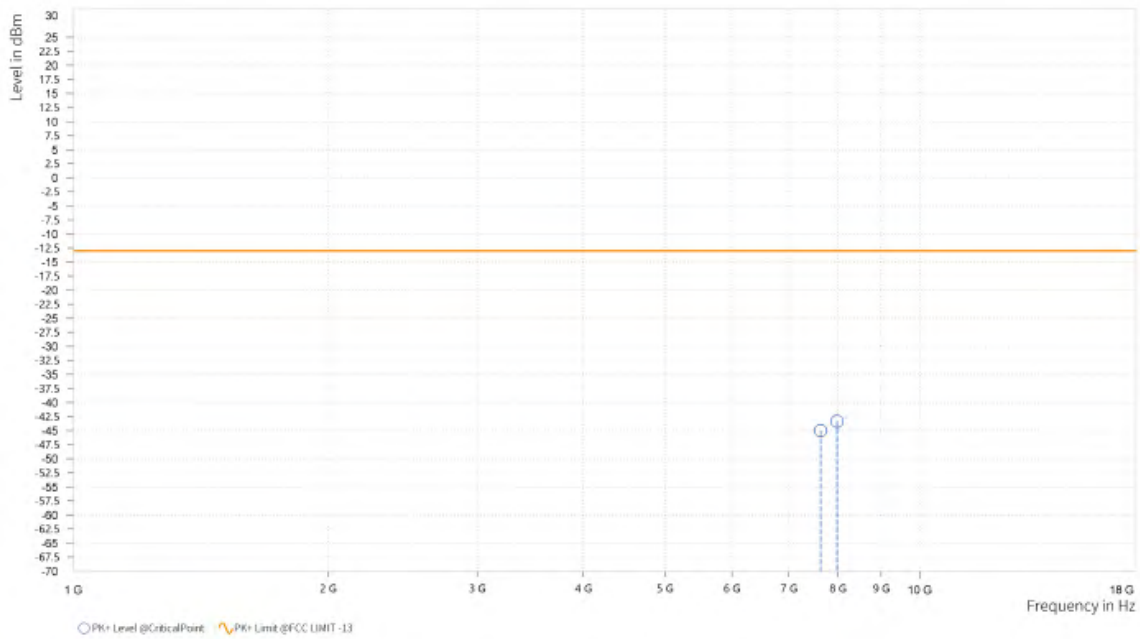


Test Report No.: W7L-P22110036RF12

CHANNEL BANDWIDTH: 50MHz / QPSK

MODE	TX channel 656000	FREQUENCY RANGE	Above 1000MHz
ENVIRONMENTAL CONDITIONS	23deg. C, 70%RH	INPUT POWER	AC 120V/60HZ
TESTED BY	Jace Hu		
ANTENNA POLARITY & TEST DISTANCE: HORIZONTAL AT 3 M			

Rg	Frequency [MHz]	PK+ Level [dBm]	PK+ Limit [dBm]	PK+ Margin [dB]	Correction [dB]	Polarization	Azimuth [deg]	Antenna Height [m]
5	7,632.500	-45.01	-13.00	32.01	32.31	H	1	1
5	7,984.000	-43.36	-13.00	30.36	33.05	H	359	2

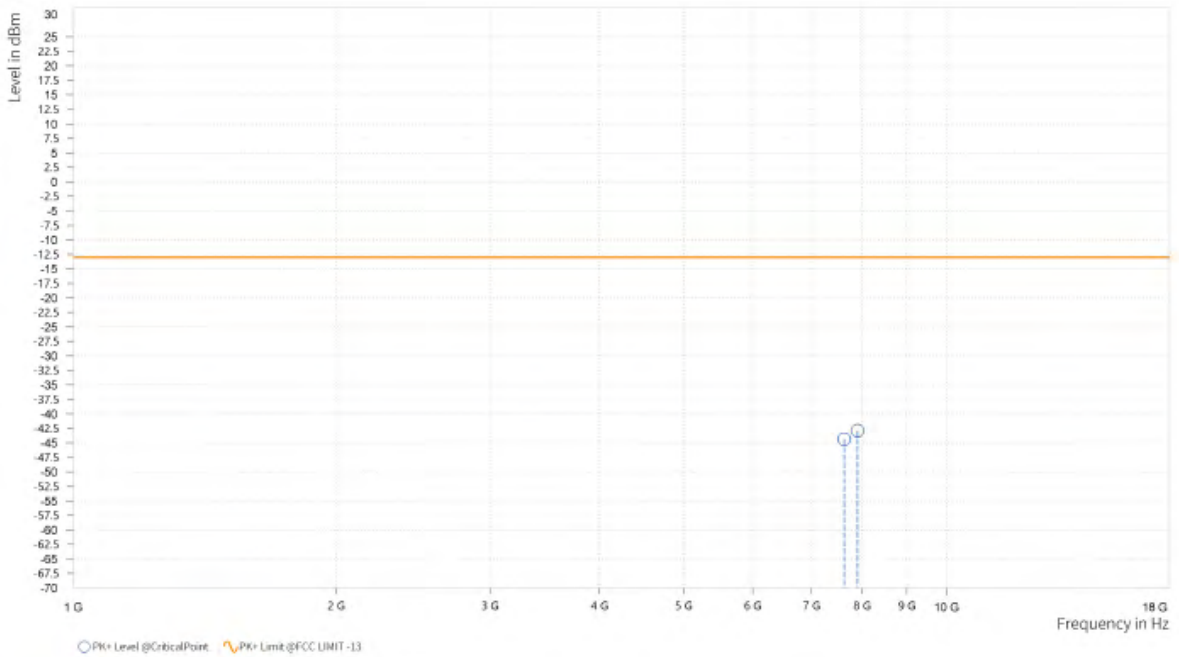




Test Report No.: W7L-P22110036RF12

MODE	TX channel 656000	FREQUENCY RANGE	Above 1000MHz
ENVIRONMENTAL CONDITIONS	23deg. C, 70%RH	INPUT POWER	AC 120V/60HZ
TESTED BY	Jace Hu		
ANTENNA POLARITY & TEST DISTANCE: VERTICAL AT 3 M			

Rg	Frequency [MHz]	PK+ Level [dBm]	PK+ Limit [dBm]	PK+ Margin [dB]	Correction [dB]	Polarization	Azimuth [deg]	Antenna Height [m]
5	7,632.500	-44.35	-13.00	31.35	32.38	V	54.4	2
5	7,905.500	-42.90	-13.00	29.90	33.08	V	359	2



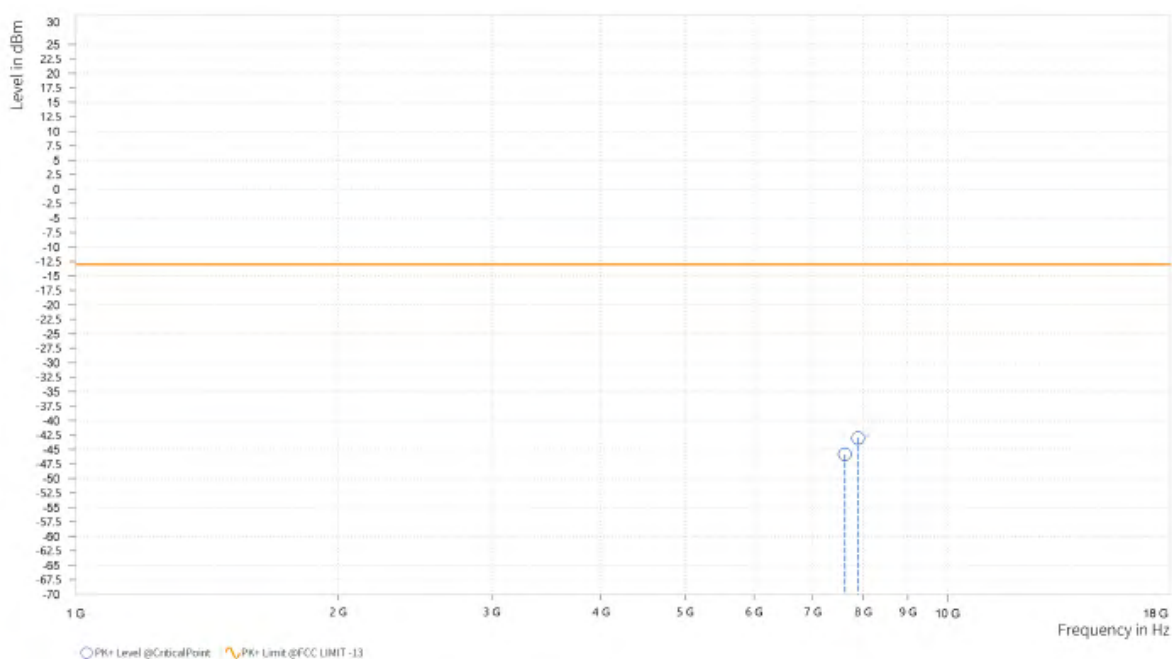


Test Report No.: W7L-P22110036RF12

CHANNEL BANDWIDTH: 60MHz / QPSK

MODE	TX channel 656000	FREQUENCY RANGE	Above 1000MHz
ENVIRONMENTAL CONDITIONS	23deg. C, 70%RH	INPUT POWER	AC 120V/60HZ
TESTED BY	Jace Hu		
ANTENNA POLARITY & TEST DISTANCE: HORIZONTAL AT 3 M			

Rg	Frequency [MHz]	PK+ Level [dBm]	PK+ Limit [dBm]	PK+ Margin [dB]	Correction [dB]	Polarization	Azimuth [deg]	Antenna Height [m]
5	7,621.500	-45.84	-13.00	32.84	32.25	H	91.4	2
5	7,889.000	-43.01	-13.00	30.01	33.01	H	0.9	2

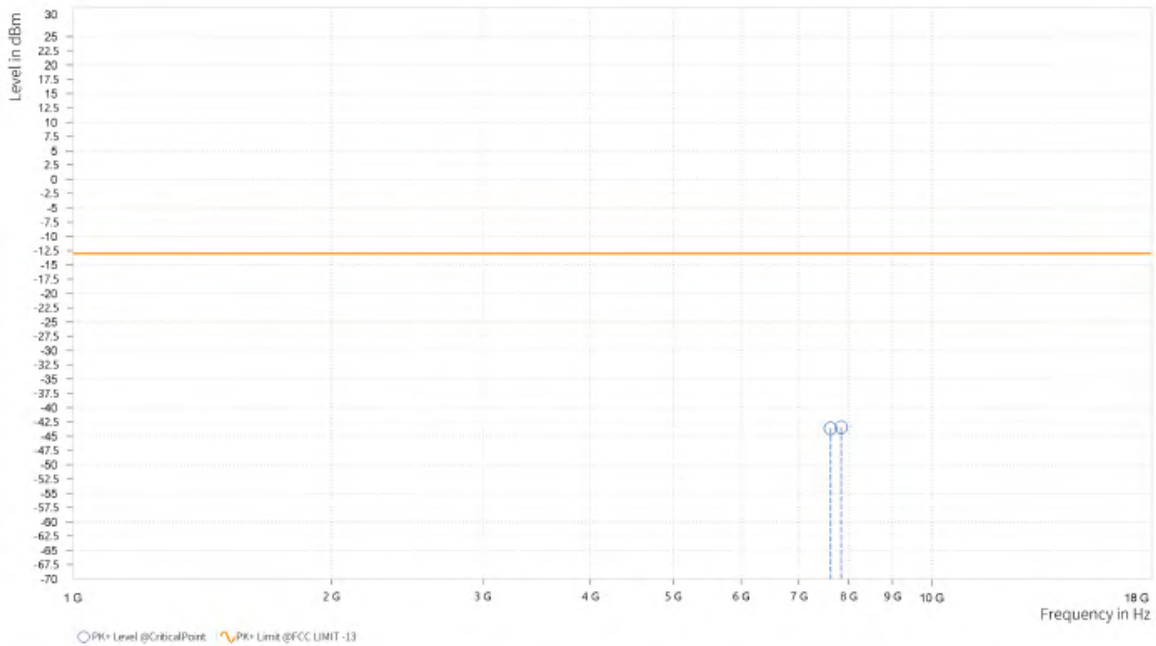




Test Report No.: W7L-P22110036RF12

MODE	TX channel 656000	FREQUENCY RANGE	Above 1000MHz
ENVIRONMENTAL CONDITIONS	23deg. C, 70%RH	INPUT POWER	AC 120V/60HZ
TESTED BY	Jace Hu		
ANTENNA POLARITY & TEST DISTANCE: VERTICAL AT 3 M			

Rg	Frequency [MHz]	PK+ Level [dBm]	PK+ Limit [dBm]	PK+ Margin [dB]	Correction [dB]	Polarization	Azimuth [deg]	Antenna Height [m]
5	7,622.000	-43.67	-13.00	30.67	32.31	V	54.4	2
5	7,839.000	-43.43	-13.00	30.43	33.06	V	1	2



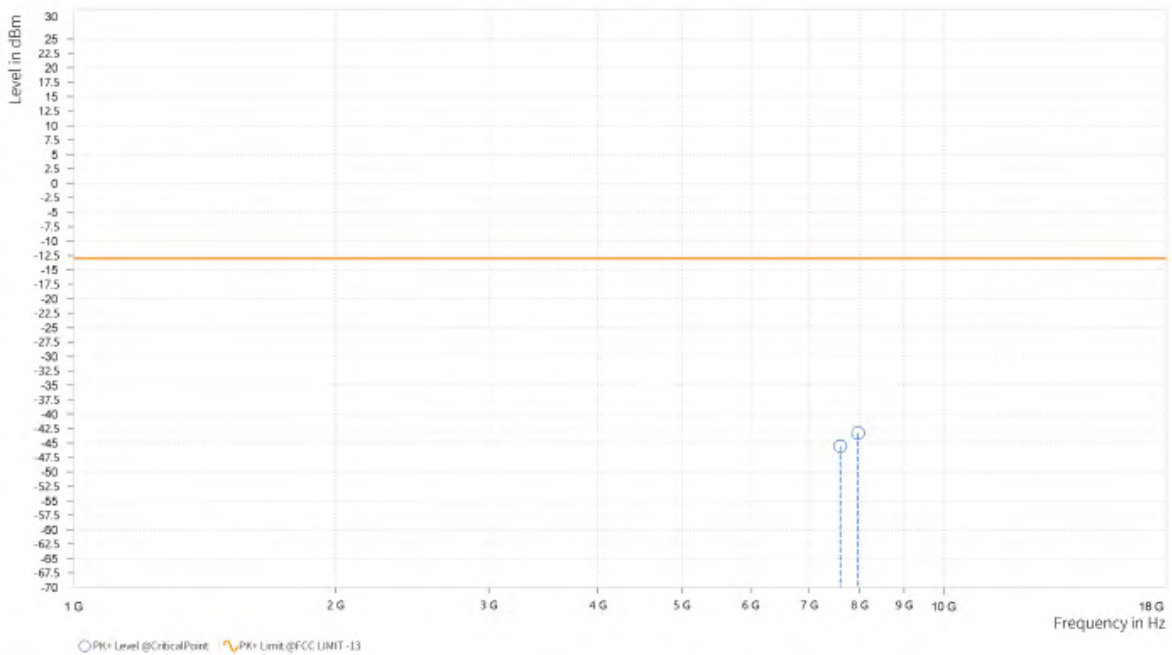


Test Report No.: W7L-P22110036RF12

CHANNEL BANDWIDTH: 80MHz / QPSK

MODE	TX channel 656000	FREQUENCY RANGE	Above 1000MHz
ENVIRONMENTAL CONDITIONS	23deg. C, 70%RH	INPUT POWER	AC 120V/60HZ
TESTED BY	Jace Hu		
ANTENNA POLARITY & TEST DISTANCE: HORIZONTAL AT 3 M			

Rg	Frequency [MHz]	PK+ Level [dBm]	PK+ Limit [dBm]	PK+ Margin [dB]	Correction [dB]	Polarization	Azimuth [deg]	Antenna Height [m]
5	7,603.000	-45.54	-13.00	32.54	32.18	H	359	2
5	7,969.500	-43.28	-13.00	30.28	32.97	H	93.8	2

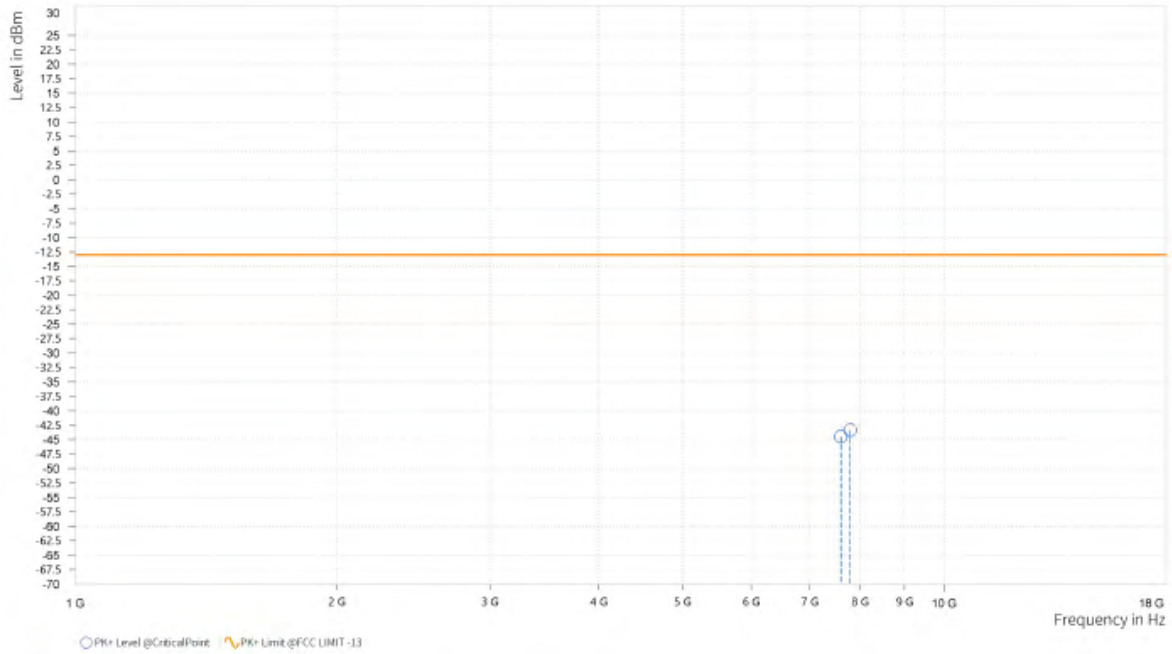




Test Report No.: W7L-P22110036RF12

MODE	TX channel 656000	FREQUENCY RANGE	Above 1000MHz
ENVIRONMENTAL CONDITIONS	23deg. C, 70%RH	INPUT POWER	AC 120V/60HZ
TESTED BY	Jace Hu		
ANTENNA POLARITY & TEST DISTANCE: VERTICAL AT 3 M			

Rg	Frequency [MHz]	PK+ Level [dBm]	PK+ Limit [dBm]	PK+ Margin [dB]	Correction [dB]	Polarization	Azimuth [deg]	Antenna Height [m]
5	7,602.000	-44.47	-13.00	31.47	32.22	V	359	2
5	7,795.500	-43.35	-13.00	30.35	33.05	V	359	2



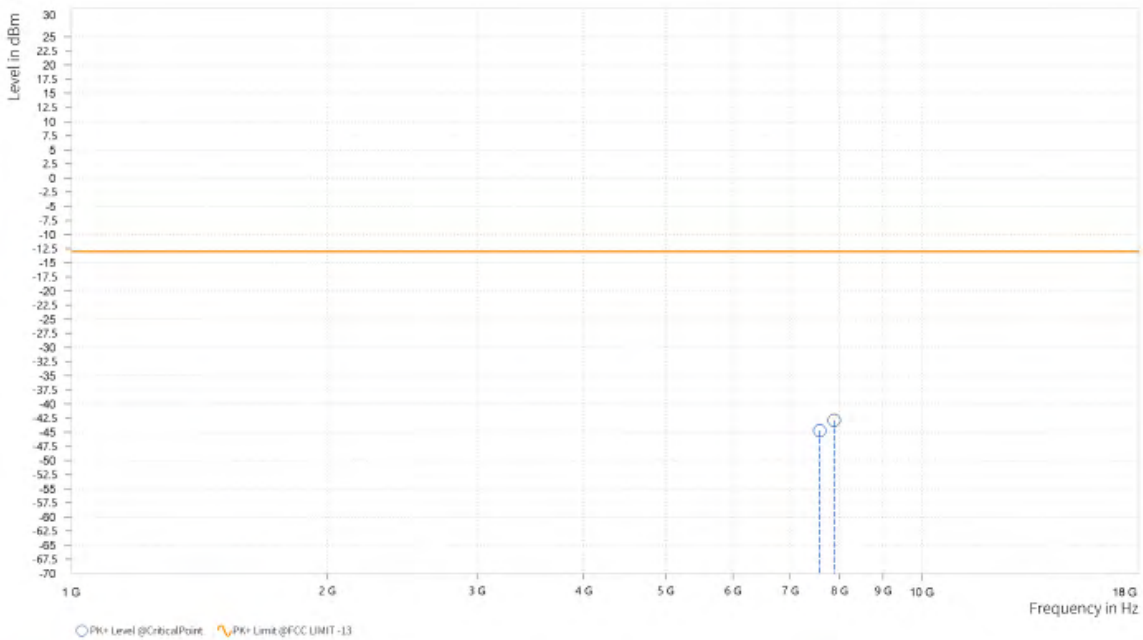


Test Report No.: W7L-P22110036RF12

CHANNEL BANDWIDTH: 100MHz / QPSK

MODE	TX channel 656000	FREQUENCY RANGE	Above 1000MHz
ENVIRONMENTAL CONDITIONS	23deg. C, 70%RH	INPUT POWER	AC 120V/60HZ
TESTED BY	Jace Hu		
ANTENNA POLARITY & TEST DISTANCE: HORIZONTAL AT 3 M			

Rg	Frequency [MHz]	PK+ Level [dBm]	PK+ Limit [dBm]	PK+ Margin [dB]	Correction [dB]	Polarization	Azimuth [deg]	Antenna Height [m]
5	7,582.500	-44.73	-13.00	31.73	32.16	H	53.3	2
5	7,886.500	-42.90	-13.00	29.90	33.01	H	359	2

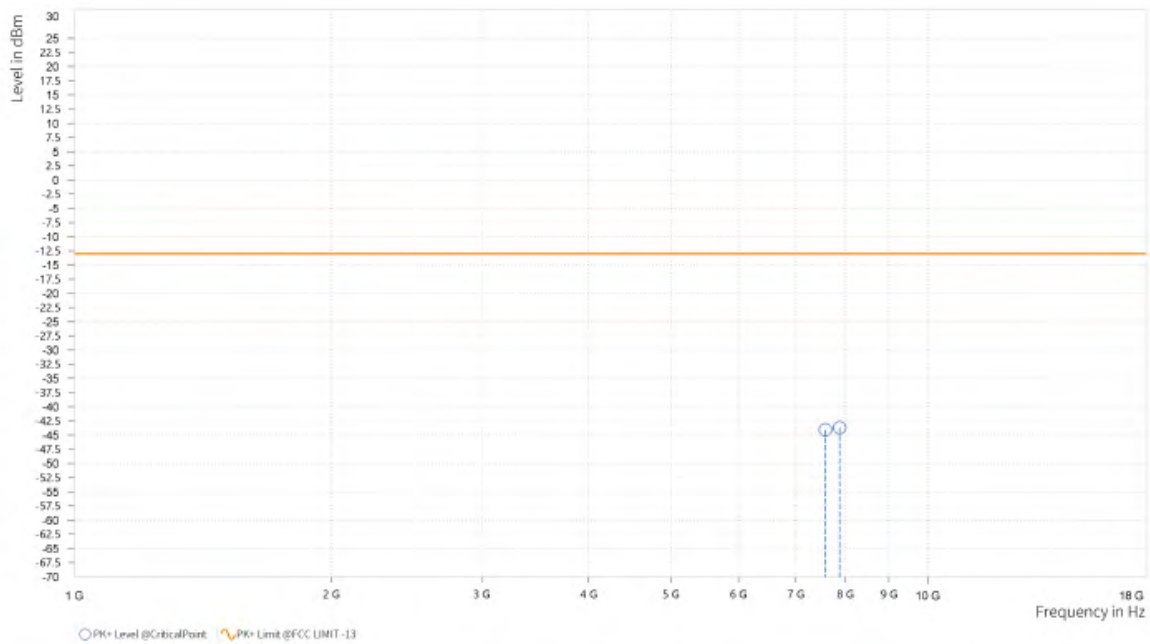




Test Report No.: W7L-P22110036RF12

MODE	TX channel 656000	FREQUENCY RANGE	Above 1000MHz
ENVIRONMENTAL CONDITIONS	23deg. C, 70%RH	INPUT POWER	AC 120V/60HZ
TESTED BY	Jace Hu		
ANTENNA POLARITY & TEST DISTANCE: VERTICAL AT 3 M			

Rg	Frequency [MHz]	PK+ Level [dBm]	PK+ Limit [dBm]	PK+ Margin [dB]	Correction [dB]	Polarization	Azimuth [deg]	Antenna Height [m]
5	7,582.000	-44.07	-13.00	31.07	32.18	V	52.1	2
5	7,882.500	-43.68	-13.00	30.68	33.04	V	0.9	2





**BUREAU
VERITAS**

Test Report No.: W7L-P22110036RF12

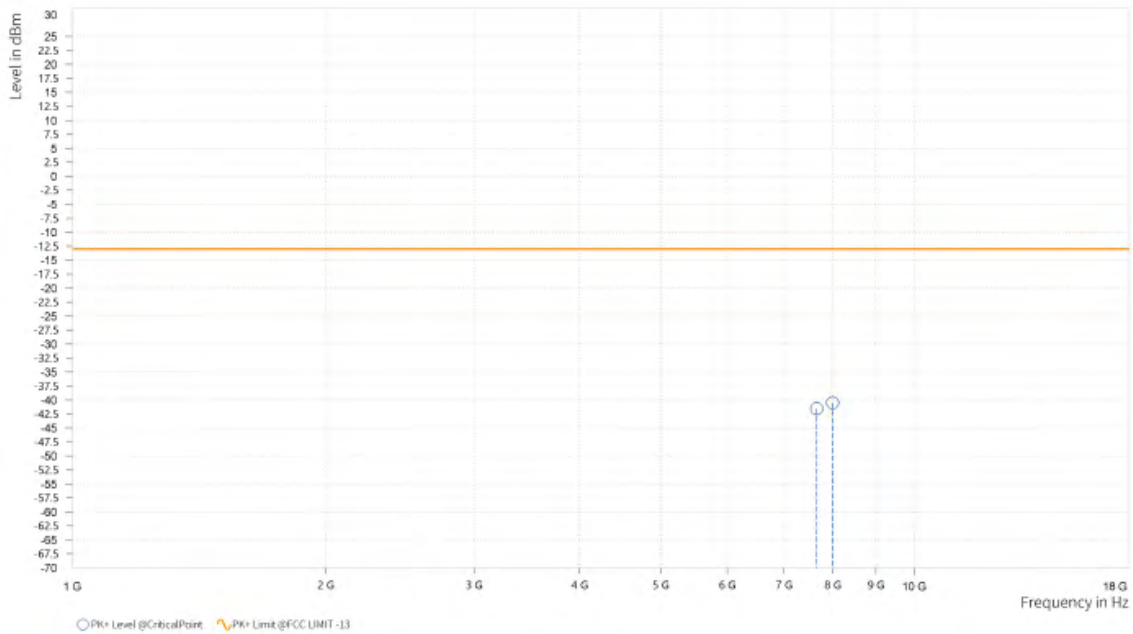
N77 (Part 270): SRS-2 (ANT 4)

Note: For frequency above 18GHz, the emission was tested 20db below the limit so the data not recorded in the sheet.

CHANNEL BANDWIDTH: 20MHz / QPSK

MODE	TX channel 656000	FREQUENCY RANGE	Above 1000MHz
ENVIRONMENTAL CONDITIONS	23deg. C, 70%RH	INPUT POWER	AC 120V/60HZ
TESTED BY	Jace Hu		
ANTENNA POLARITY & TEST DISTANCE: HORIZONTAL AT 3 M			

Rg	Frequency [MHz]	PK+ Level [dBm]	PK+ Limit [dBm]	PK+ Margin [dB]	Correction [dB]	Polarization	Azimuth [deg]	Antenna Height [m]
5	7,658.500	-41.53	-13.00	28.53	32.46	H	1	2
5	7,999.000	-40.49	-13.00	27.49	33.15	H	359	1

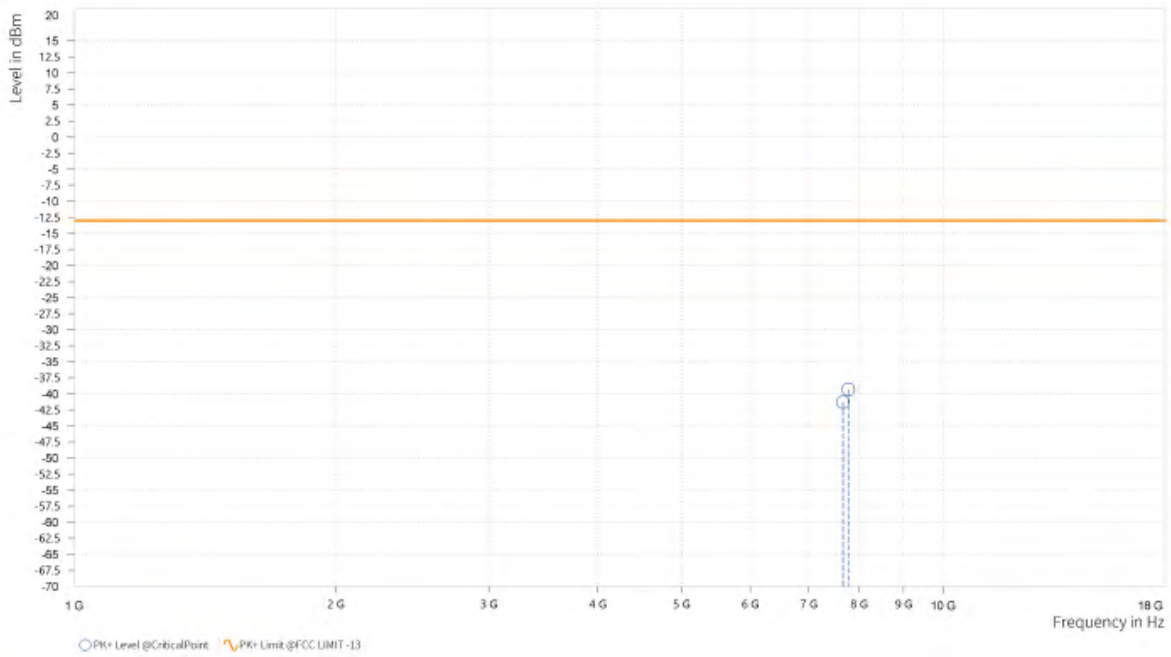




Test Report No.: W7L-P22110036RF12

MODE	TX channel 656000	FREQUENCY RANGE	Above 1000MHz
ENVIRONMENTAL CONDITIONS	23deg. C, 70%RH	INPUT POWER	AC 120V/60HZ
TESTED BY	Jace Hu		
ANTENNA POLARITY & TEST DISTANCE: VERTICAL AT 3 M			

Rg	Frequency [MHz]	PK+ Level [dBm]	PK+ Limit [dBm]	PK+ Margin [dB]	Correction [dB]	Polarization	Azimuth [deg]	Antenna Height [m]
5	7,666.000	-41.30	-13.00	28.30	32.62	V	359	1
5	7,776.000	-39.28	-13.00	26.28	33.03	V	0.9	2





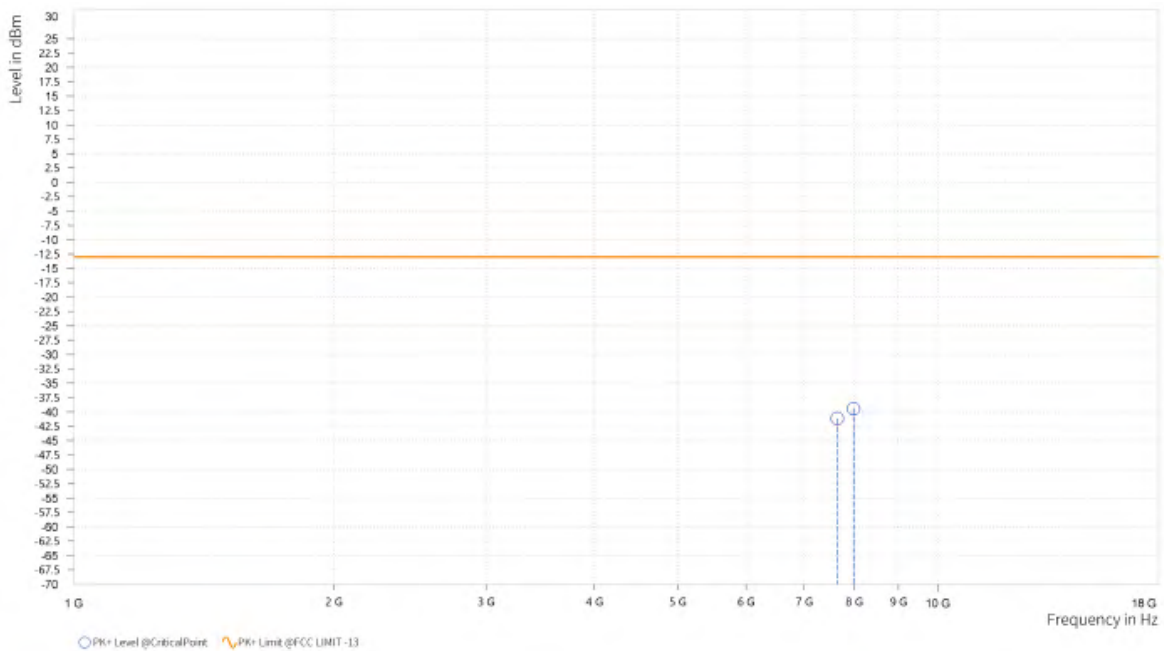
BUREAU VERITAS

Test Report No.: W7L-P22110036RF12

CHANNEL BANDWIDTH: 30MHz / QPSK

MODE	TX channel 656000	FREQUENCY RANGE	Above 1000MHz
ENVIRONMENTAL CONDITIONS	23deg. C, 70%RH	INPUT POWER	AC 120V/60HZ
TESTED BY	Jace Hu		
ANTENNA POLARITY & TEST DISTANCE: HORIZONTAL AT 3 M			

Rg	Frequency [MHz]	PK+ Level [dBm]	PK+ Limit [dBm]	PK+ Margin [dB]	Correction [dB]	Polarization	Azimuth [deg]	Antenna Height [m]
5	7,648.000	-41.14	-13.00	28.14	32.40	H	86.6	2
5	7,986.500	-39.47	-13.00	26.47	33.07	H	359	1

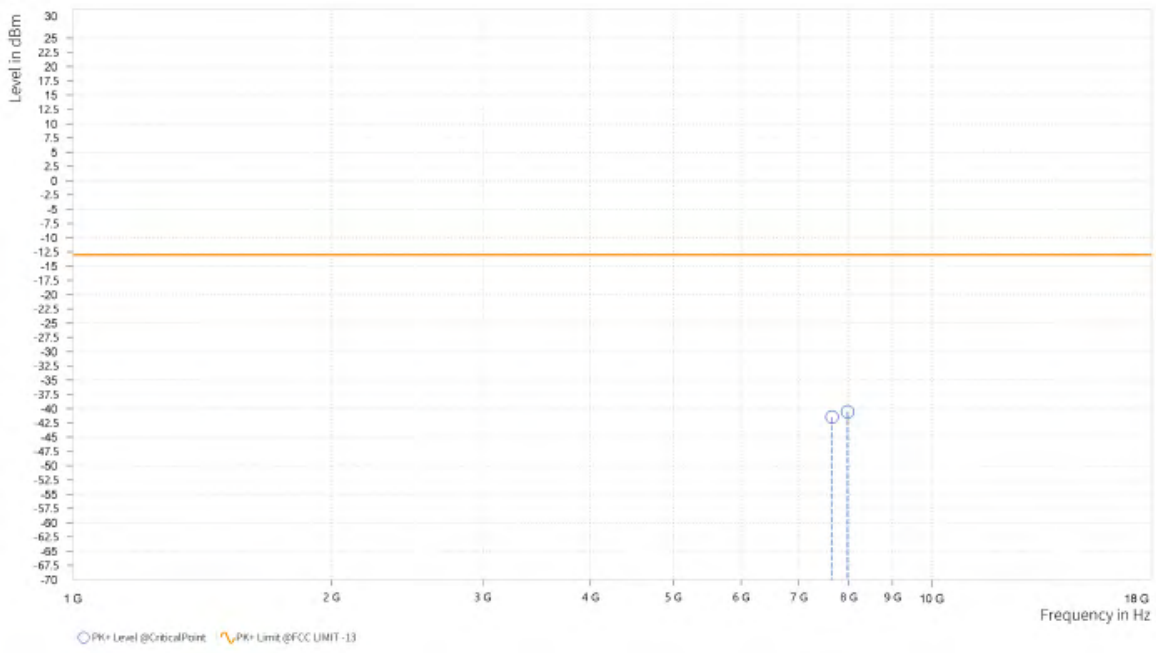




Test Report No.: W7L-P22110036RF12

MODE	TX channel 656000	FREQUENCY RANGE	Above 1000MHz
ENVIRONMENTAL CONDITIONS	23deg. C, 70%RH	INPUT POWER	AC 120V/60HZ
TESTED BY	Jace Hu		
ANTENNA POLARITY & TEST DISTANCE: VERTICAL AT 3 M			

Rg	Frequency [MHz]	PK+ Level [dBm]	PK+ Limit [dBm]	PK+ Margin [dB]	Correction [dB]	Polarization	Azimuth [deg]	Antenna Height [m]
5	7,653.500	-41.46	-13.00	28.46	32.52	V	359	1
5	7,979.500	-40.55	-13.00	27.55	33.30	V	0.9	2



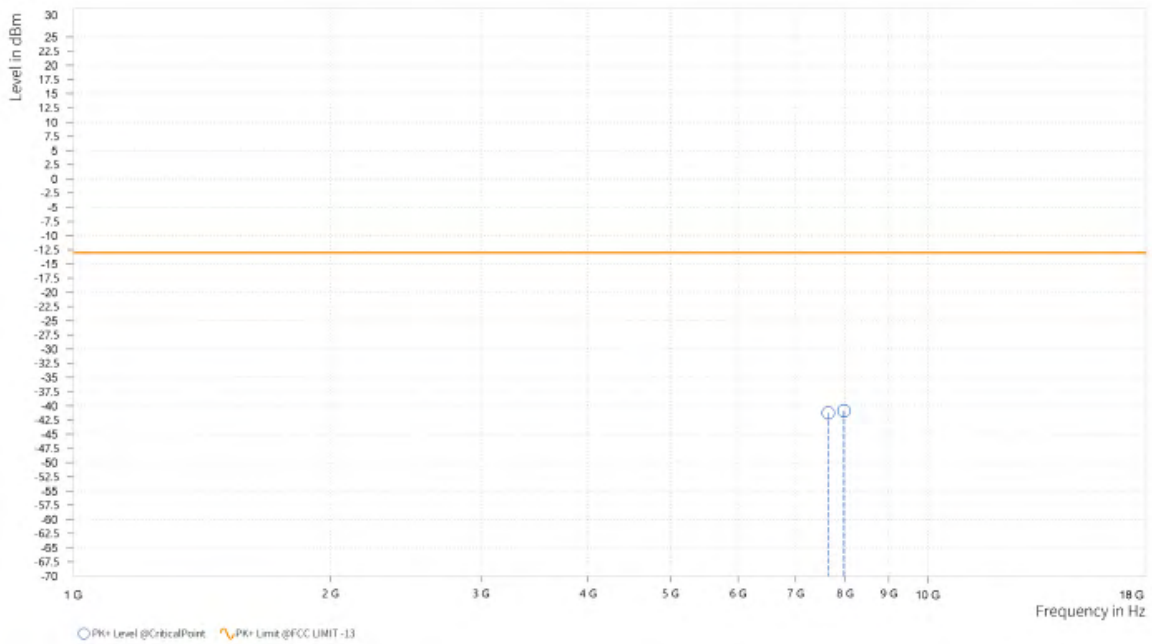


Test Report No.: W7L-P22110036RF12

CHANNEL BANDWIDTH: 40MHz / QPSK

MODE	TX channel 656000	FREQUENCY RANGE	Above 1000MHz
ENVIRONMENTAL CONDITIONS	23deg. C, 70%RH	INPUT POWER	AC 120V/60HZ
TESTED BY	Jace Hu		
ANTENNA POLARITY & TEST DISTANCE: HORIZONTAL AT 3 M			

Rg	Frequency [MHz]	PK+ Level [dBm]	PK+ Limit [dBm]	PK+ Margin [dB]	Correction [dB]	Polarization	Azimuth [deg]	Antenna Height [m]
5	7,649.000	-41.26	-13.00	28.26	32.41	H	87.8	2
5	7,976.500	-40.88	-13.00	27.88	33.00	H	359	2

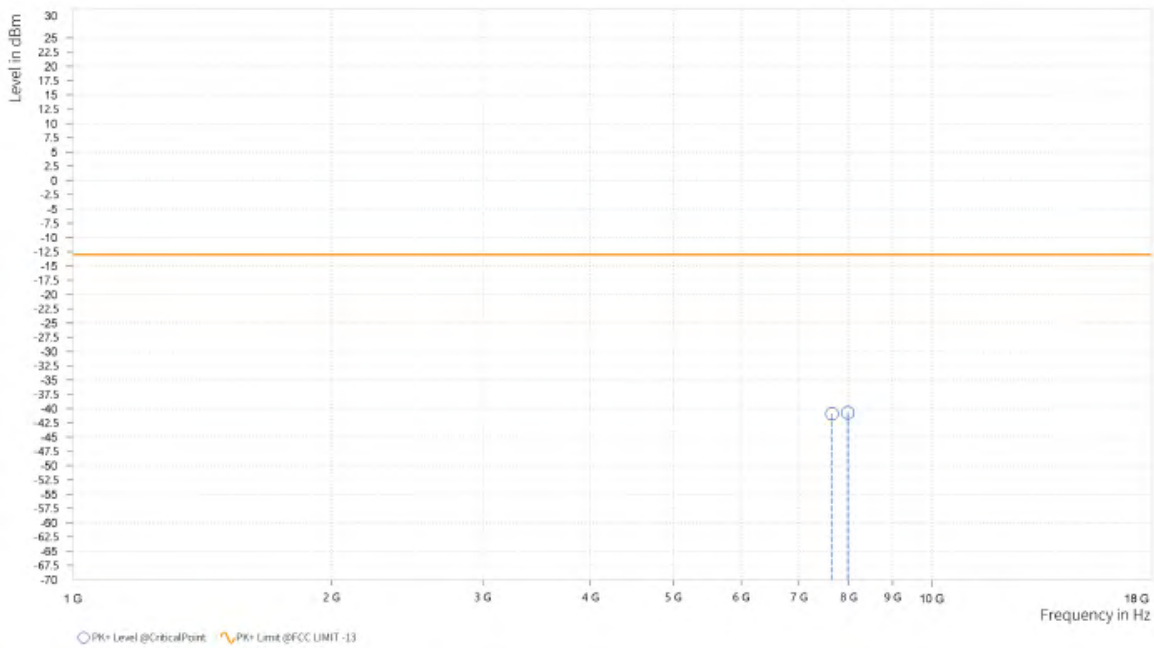




Test Report No.: W7L-P22110036RF12

MODE	TX channel 656000	FREQUENCY RANGE	Above 1000MHz
ENVIRONMENTAL CONDITIONS	23deg. C, 70%RH	INPUT POWER	AC 120V/60HZ
TESTED BY	Jace Hu		
ANTENNA POLARITY & TEST DISTANCE: VERTICAL AT 3 M			

Rg	Frequency [MHz]	PK+ Level [dBm]	PK+ Limit [dBm]	PK+ Margin [dB]	Correction [dB]	Polarization	Azimuth [deg]	Antenna Height [m]
5	7,651.000	-40.91	-13.00	27.91	32.50	V	86.6	2
5	7,981.500	-40.76	-13.00	27.76	33.30	V	1	2



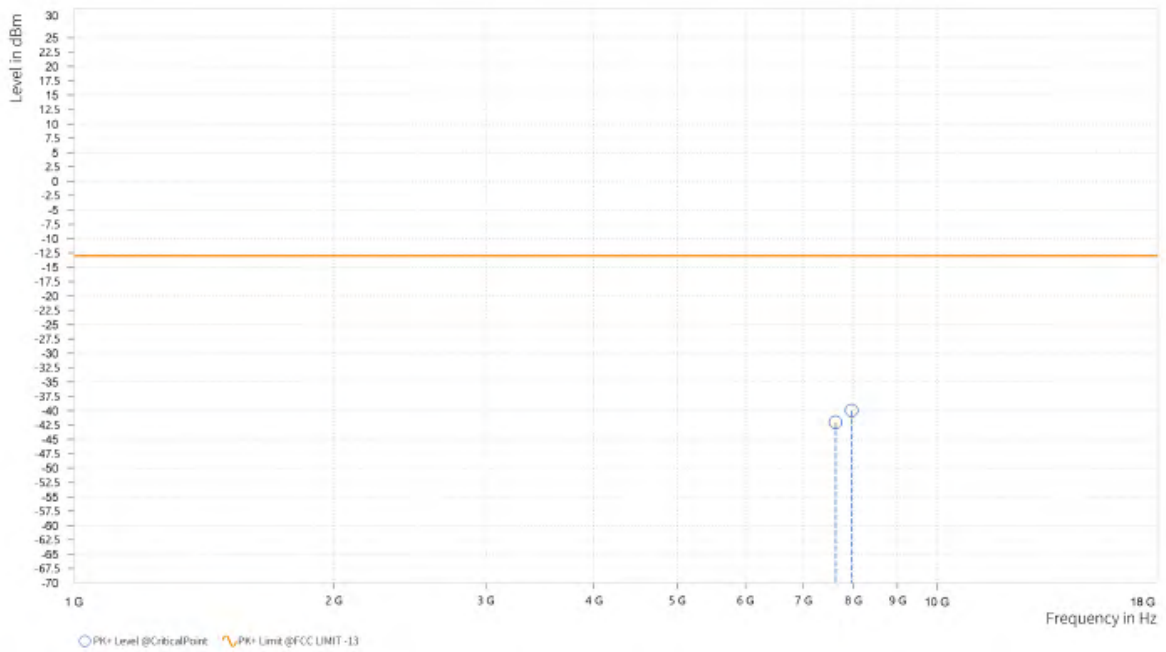


Test Report No.: W7L-P22110036RF12

CHANNEL BANDWIDTH: 50MHz / QPSK

MODE	TX channel 656000	FREQUENCY RANGE	Above 1000MHz
ENVIRONMENTAL CONDITIONS	23deg. C, 70%RH	INPUT POWER	AC 120V/60HZ
TESTED BY	Jace Hu		
ANTENNA POLARITY & TEST DISTANCE: HORIZONTAL AT 3 M			

Rg	Frequency [MHz]	PK+ Level [dBm]	PK+ Limit [dBm]	PK+ Margin [dB]	Correction [dB]	Polarization	Azimuth [deg]	Antenna Height [m]
5	7,630.000	-42.00	-13.00	29.00	32.30	H	1	1
5	7,961.000	-39.94	-13.00	26.94	32.98	H	1	1

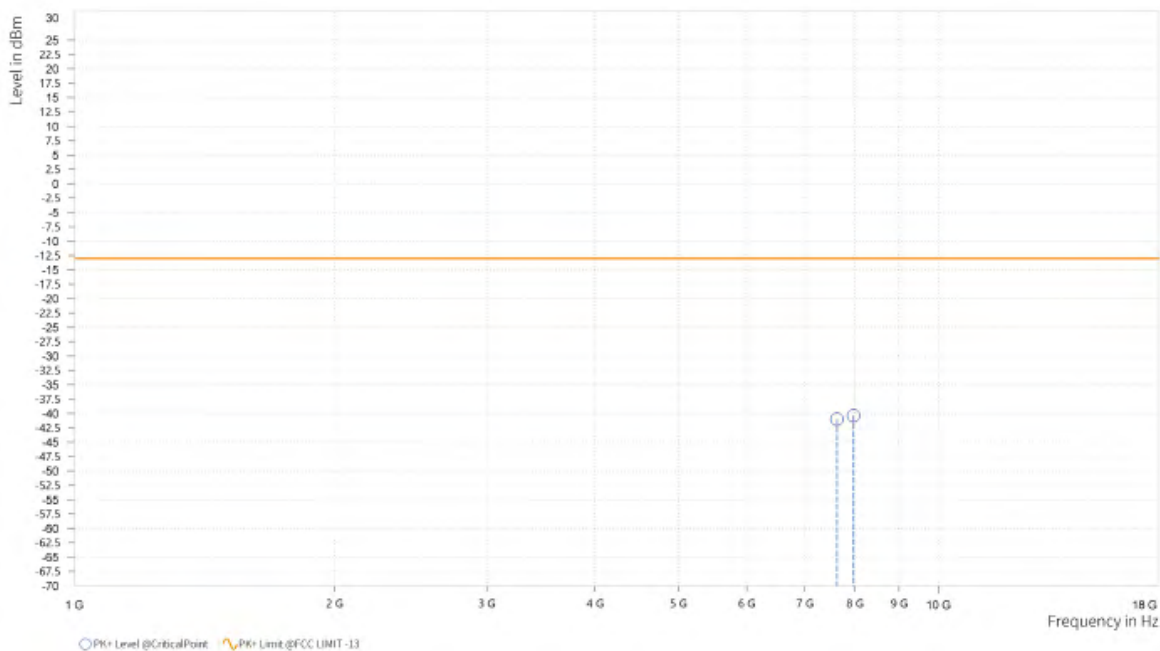




Test Report No.: W7L-P22110036RF12

MODE	TX channel 656000	FREQUENCY RANGE	Above 1000MHz
ENVIRONMENTAL CONDITIONS	23deg. C, 70%RH	INPUT POWER	AC 120V/60HZ
TESTED BY	Jace Hu		
ANTENNA POLARITY & TEST DISTANCE: VERTICAL AT 3 M			

Rg	Frequency [MHz]	PK+ Level [dBm]	PK+ Limit [dBm]	PK+ Margin [dB]	Correction [dB]	Polarization	Azimuth [deg]	Antenna Height [m]
5	7,627.500	-41.01	-13.00	28.01	32.34	V	272.2	1
5	7,975.000	-40.37	-13.00	27.37	33.28	V	359	2



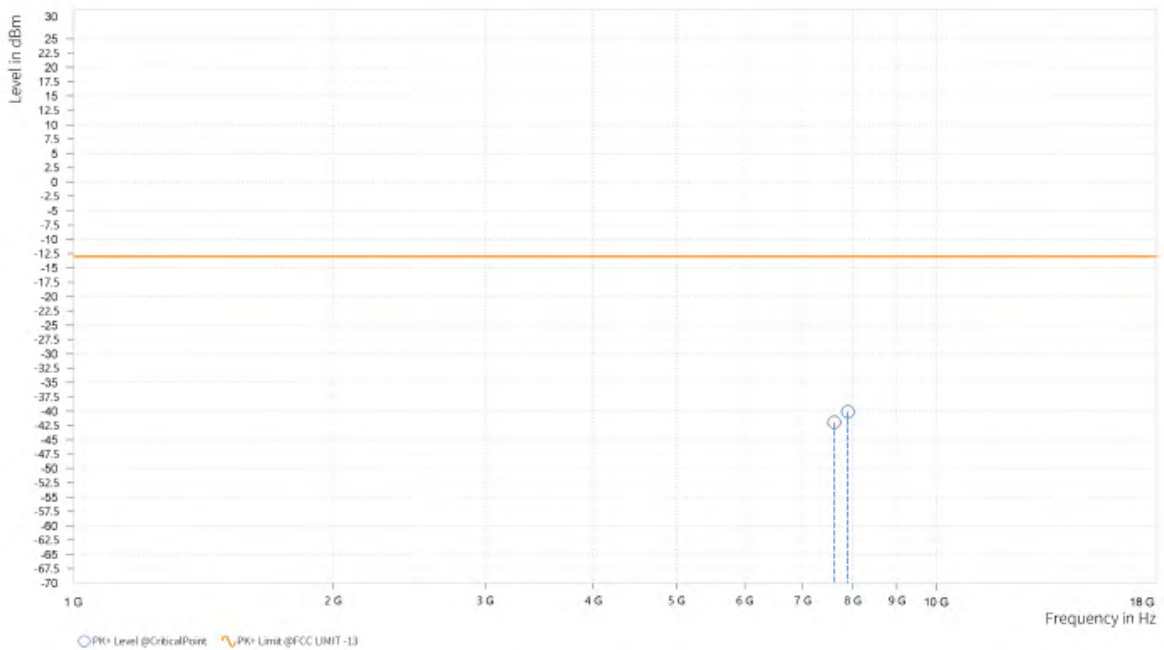


Test Report No.: W7L-P22110036RF12

CHANNEL BANDWIDTH: 60MHz / QPSK

MODE	TX channel 656000	FREQUENCY RANGE	Above 1000MHz
ENVIRONMENTAL CONDITIONS	23deg. C, 70%RH	INPUT POWER	AC 120V/60HZ
TESTED BY	Jace Hu		
ANTENNA POLARITY & TEST DISTANCE: HORIZONTAL AT 3 M			

Rg	Frequency [MHz]	PK+ Level [dBm]	PK+ Limit [dBm]	PK+ Margin [dB]	Correction [dB]	Polarization	Azimuth [deg]	Antenna Height [m]
5	7,617.500	-41.99	-13.00	28.99	32.23	H	274.6	1
5	7,895.500	-40.12	-13.00	27.12	33.01	H	359	1

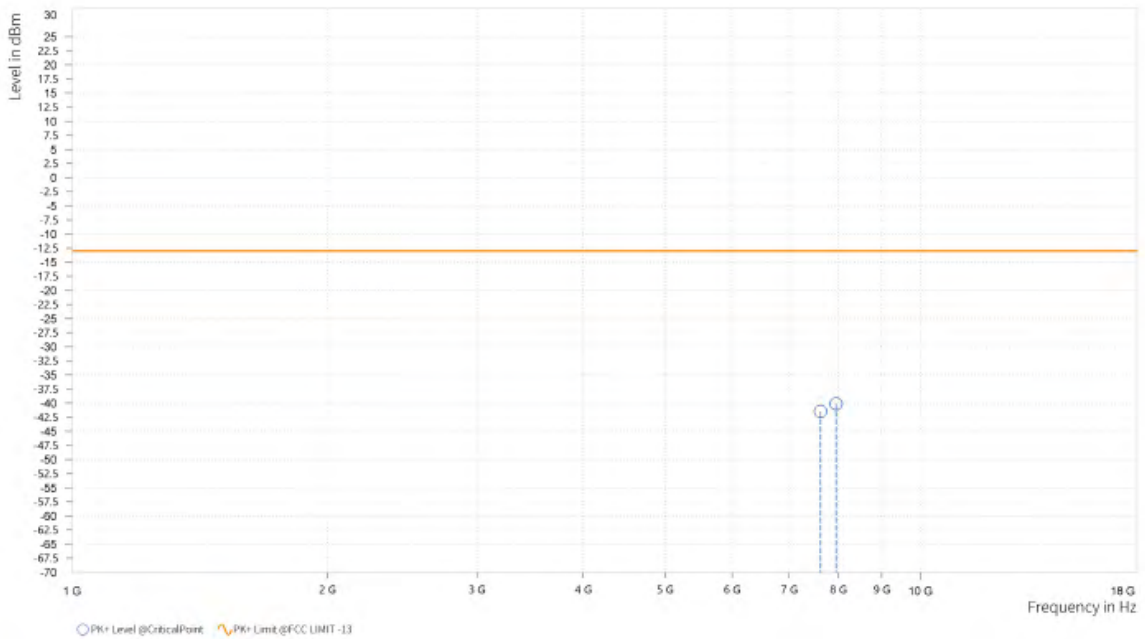




Test Report No.: W7L-P22110036RF12

MODE	TX channel 656000	FREQUENCY RANGE	Above 1000MHz
ENVIRONMENTAL CONDITIONS	23deg. C, 70%RH	INPUT POWER	AC 120V/60HZ
TESTED BY	Jace Hu		
ANTENNA POLARITY & TEST DISTANCE: VERTICAL AT 3 M			

Rg	Frequency [MHz]	PK+ Level [dBm]	PK+ Limit [dBm]	PK+ Margin [dB]	Correction [dB]	Polarization	Azimuth [deg]	Antenna Height [m]
5	7,622.500	-41.47	-13.00	28.47	32.31	V	1	2
5	7,951.000	-40.13	-13.00	27.13	33.22	V	359	2



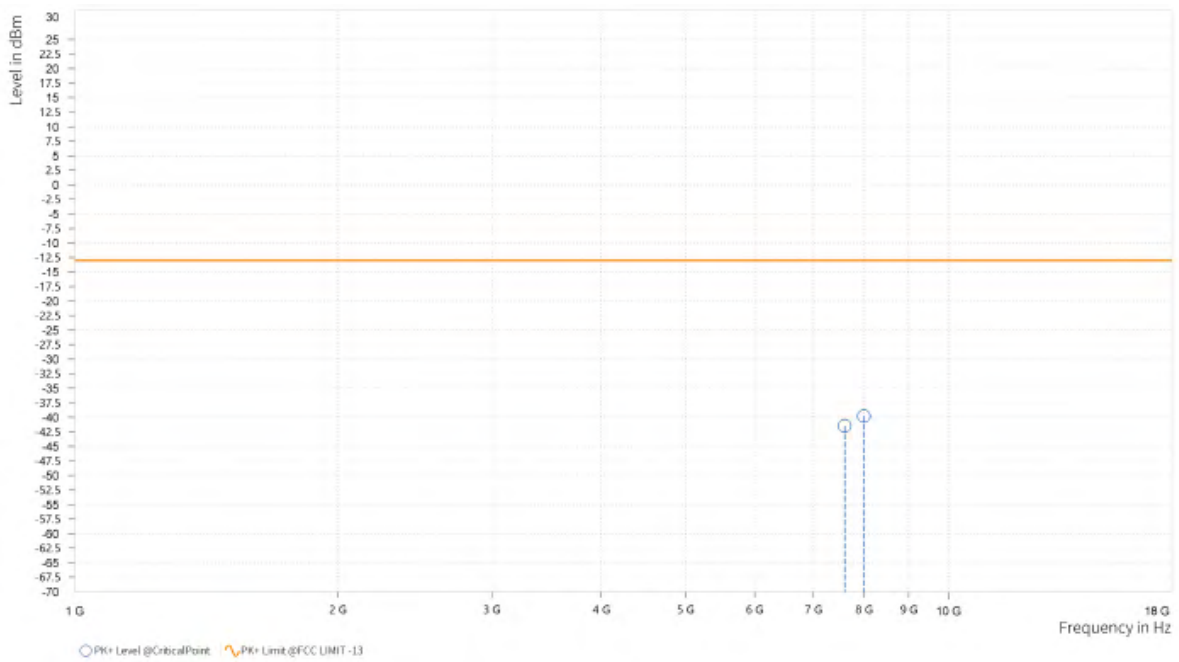


Test Report No.: W7L-P22110036RF12

CHANNEL BANDWIDTH: 80MHz / QPSK

MODE	TX channel 656000	FREQUENCY RANGE	Above 1000MHz
ENVIRONMENTAL CONDITIONS	23deg. C, 70%RH	INPUT POWER	AC 120V/60HZ
TESTED BY	Jace Hu		
ANTENNA POLARITY & TEST DISTANCE: HORIZONTAL AT 3 M			

Rg	Frequency [MHz]	PK+ Level [dBm]	PK+ Limit [dBm]	PK+ Margin [dB]	Correction [dB]	Polarization	Azimuth [deg]	Antenna Height [m]
5	7,602.500	-41.47	-13.00	28.47	32.18	H	87.8	2
5	7,997.500	-39.79	-13.00	26.79	33.14	H	359	1

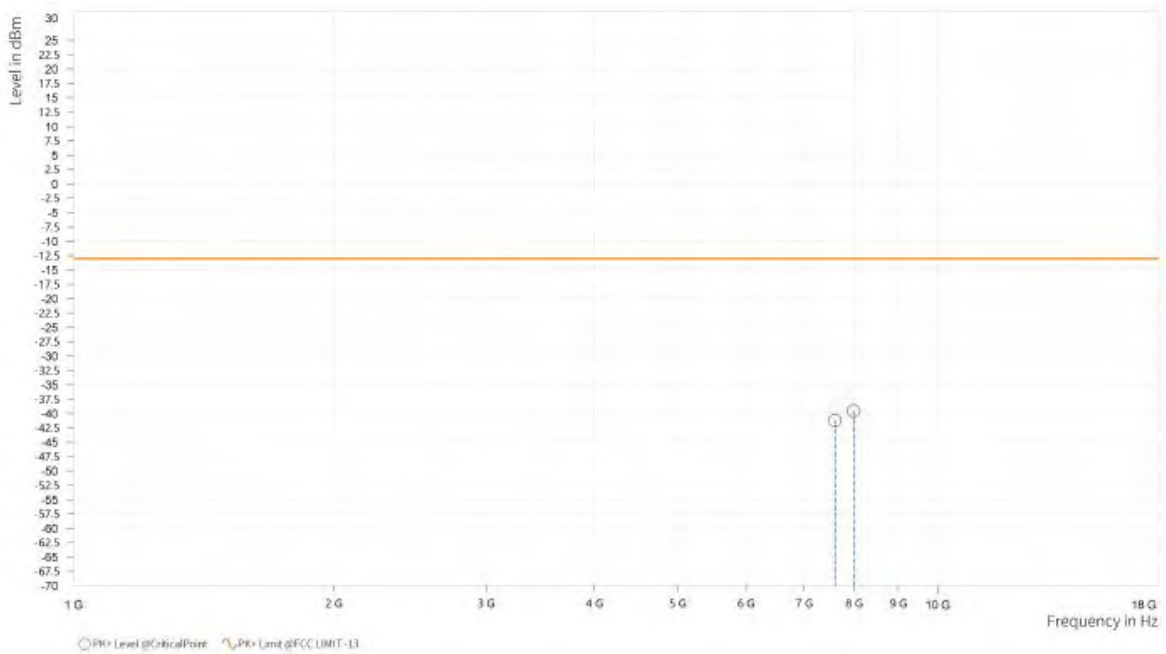




Test Report No.: W7L-P22110036RF12

MODE	TX channel 656000	FREQUENCY RANGE	Above 1000MHz
ENVIRONMENTAL CONDITIONS	23deg. C, 70%RH	INPUT POWER	AC 120V/60HZ
TESTED BY	Jace Hu		
ANTENNA POLARITY & TEST DISTANCE: VERTICAL AT 3 M			

Rg	Frequency [MHz]	PK+ Level [dBm]	PK+ Limit [dBm]	PK+ Margin [dB]	Correction [dB]	Polarization	Azimuth [deg]	Antenna Height [m]
5	7,602.500	-41.21	-13.00	28.21	32.22	V	359	1
5	7,990.000	-39.56	-13.00	26.56	33.33	V	1	2





BUREAU
VERITAS

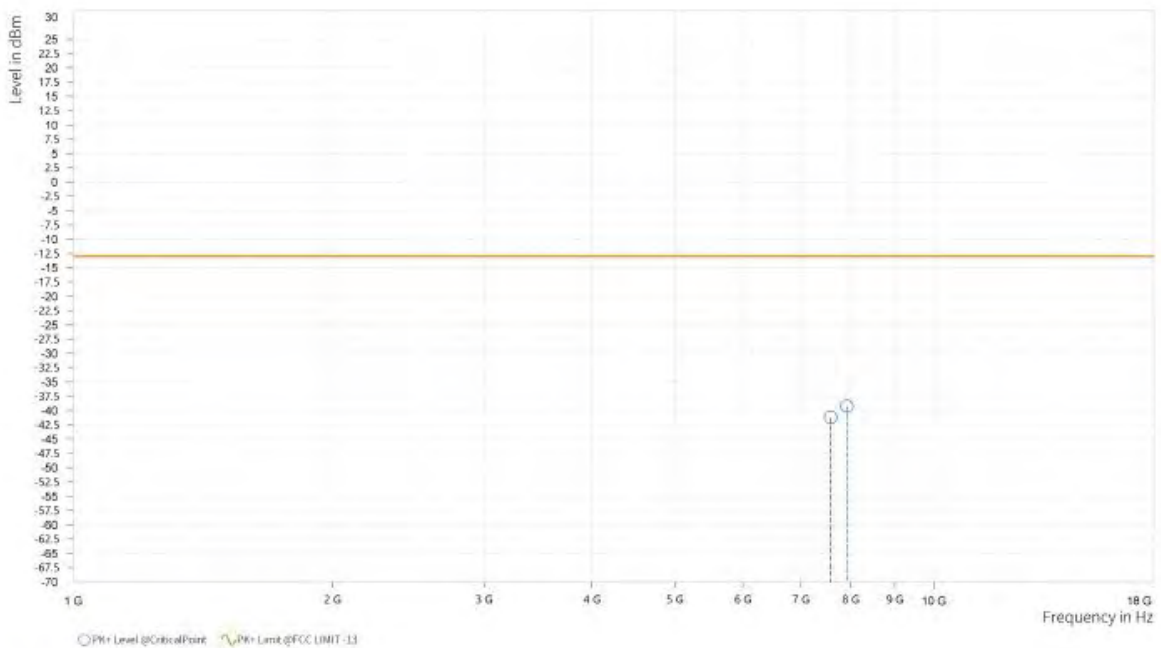
Test Report No.: W7L-P22110036RF12

CHANNEL BANDWIDTH: 100MHz / QPSK

CH650000

MODE	TX channel 650000	FREQUENCY RANGE	Above 1000MHz
ENVIRONMENTAL CONDITIONS	23deg. C, 70%RH	INPUT POWER	AC 120V/60HZ
TESTED BY	Jace Hu		
ANTENNA POLARITY & TEST DISTANCE: HORIZONTAL AT 3 M			

Rg	Frequency [MHz]	PK+ Level [dBm]	PK+ Limit [dBm]	PK+ Margin [dB]	Correction [dB]	Polarization	Azimuth [deg]	Antenna Height [m]
5	7,586.000	-41.21	-13.00	28.21	32.17	H	1	1
5	7,920.500	-39.24	-13.00	26.24	33.00	H	0.9	2

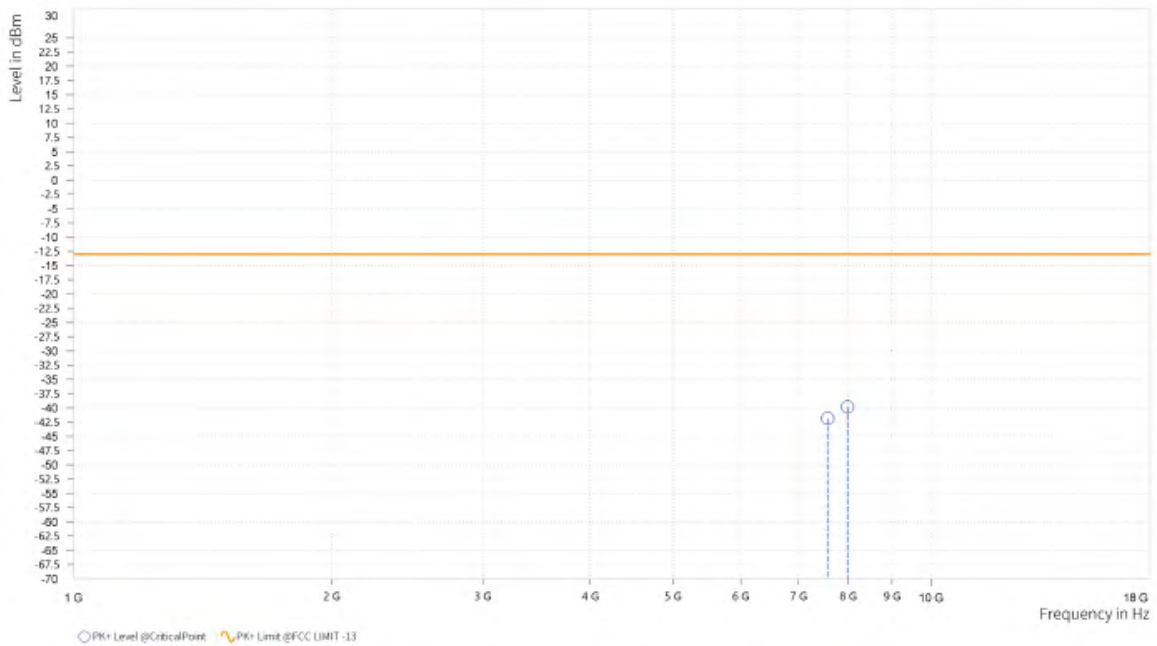




Test Report No.: W7L-P22110036RF12

MODE	TX channel 65000	FREQUENCY RANGE	Above 1000MHz
ENVIRONMENTAL CONDITIONS	23deg. C, 70%RH	INPUT POWER	AC 120V/60HZ
TESTED BY	Jace Hu		
ANTENNA POLARITY & TEST DISTANCE: VERTICAL AT 3 M			

Rg	Frequency [MHz]	PK+ Level [dBm]	PK+ Limit [dBm]	PK+ Margin [dB]	Correction [dB]	Polarization	Azimuth [deg]	Antenna Height [m]
5	7,576.500	-41.86	-13.00	28.86	32.17	V	84.3	2
5	7,987.500	-39.85	-13.00	26.85	33.32	V	359.1	1





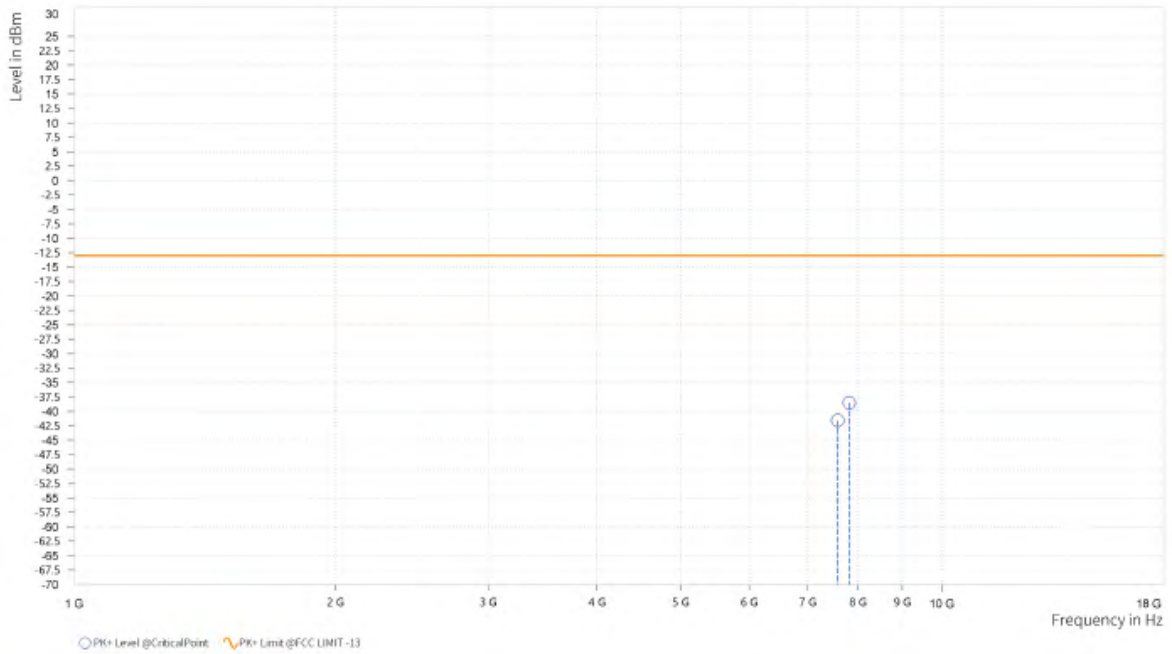
BUREAU VERITAS

Test Report No.: W7L-P22110036RF12

CH656000

MODE	TX channel 656000	FREQUENCY RANGE	Above 1000MHz
ENVIRONMENTAL CONDITIONS	23deg. C, 70%RH	INPUT POWER	AC 120V/60HZ
TESTED BY	Jace Hu		
ANTENNA POLARITY & TEST DISTANCE: HORIZONTAL AT 3 M			

Rg	Frequency [MHz]	PK+ Level [dBm]	PK+ Limit [dBm]	PK+ Margin [dB]	Correction [dB]	Polarization	Azimuth [deg]	Antenna Height [m]
5	7,582.500	-41.57	-13.00	28.57	32.16	H	47.2	2
5	7,822.500	-38.55	-13.00	25.55	32.95	H	270.9	1

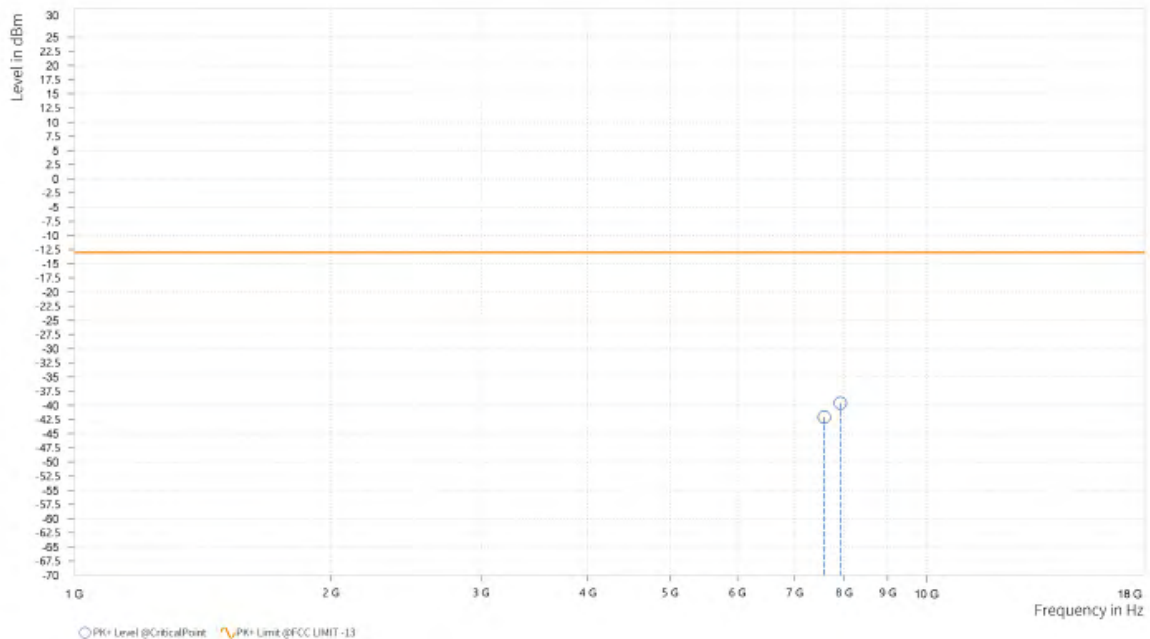




Test Report No.: W7L-P22110036RF12

MODE	TX channel 656000	FREQUENCY RANGE	Above 1000MHz
ENVIRONMENTAL CONDITIONS	23deg. C, 70%RH	INPUT POWER	AC 120V/60HZ
TESTED BY	Jace Hu		
ANTENNA POLARITY & TEST DISTANCE: VERTICAL AT 3 M			

Rg	Frequency [MHz]	PK+ Level [dBm]	PK+ Limit [dBm]	PK+ Margin [dB]	Correction [dB]	Polarization	Azimuth [deg]	Antenna Height [m]
5	7,582.500	-42.11	-13.00	29.11	32.18	V	359	2
5	7,923.000	-39.62	-13.00	26.62	33.14	V	85.4	2





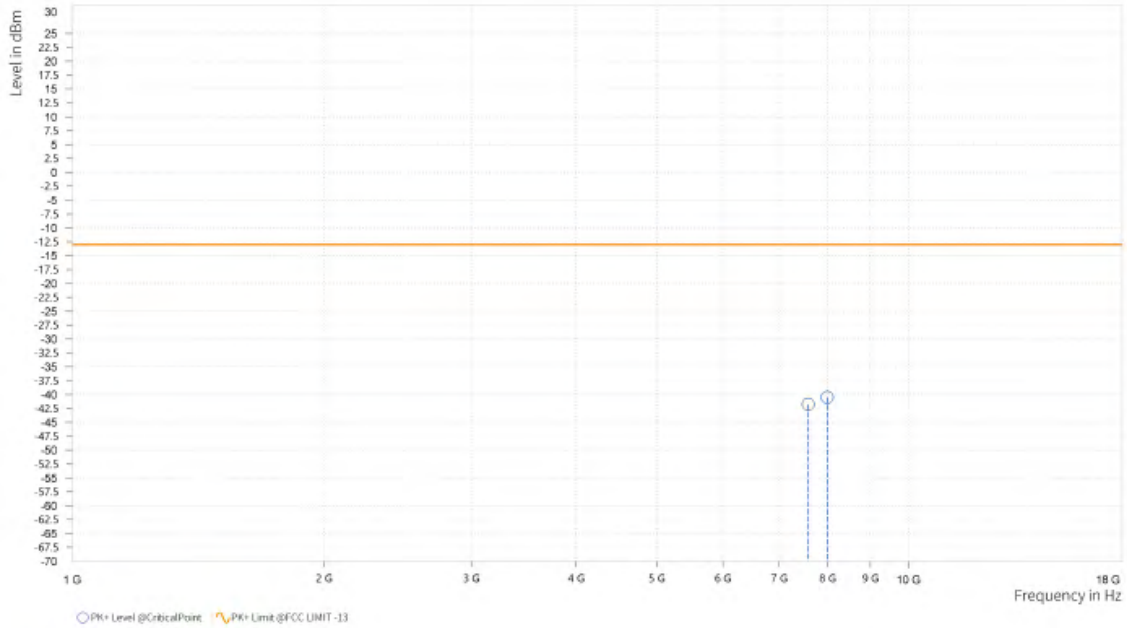
BUREAU VERITAS

Test Report No.: W7L-P22110036RF12

CH662000

MODE	TX channel 662000	FREQUENCY RANGE	Above 1000MHz
ENVIRONMENTAL CONDITIONS	23deg. C, 70%RH	INPUT POWER	AC 120V/60HZ
TESTED BY	Jace Hu		
ANTENNA POLARITY & TEST DISTANCE: HORIZONTAL AT 3 M			

Rg	Frequency [MHz]	PK+ Level [dBm]	PK+ Limit [dBm]	PK+ Margin [dB]	Correction [dB]	Polarization	Azimuth [deg]	Antenna Height [m]
5	7,581.500	-41.77	-13.00	28.77	32.16	H	359	2
5	7,991.000	-40.49	-13.00	27.49	33.10	H	1	2

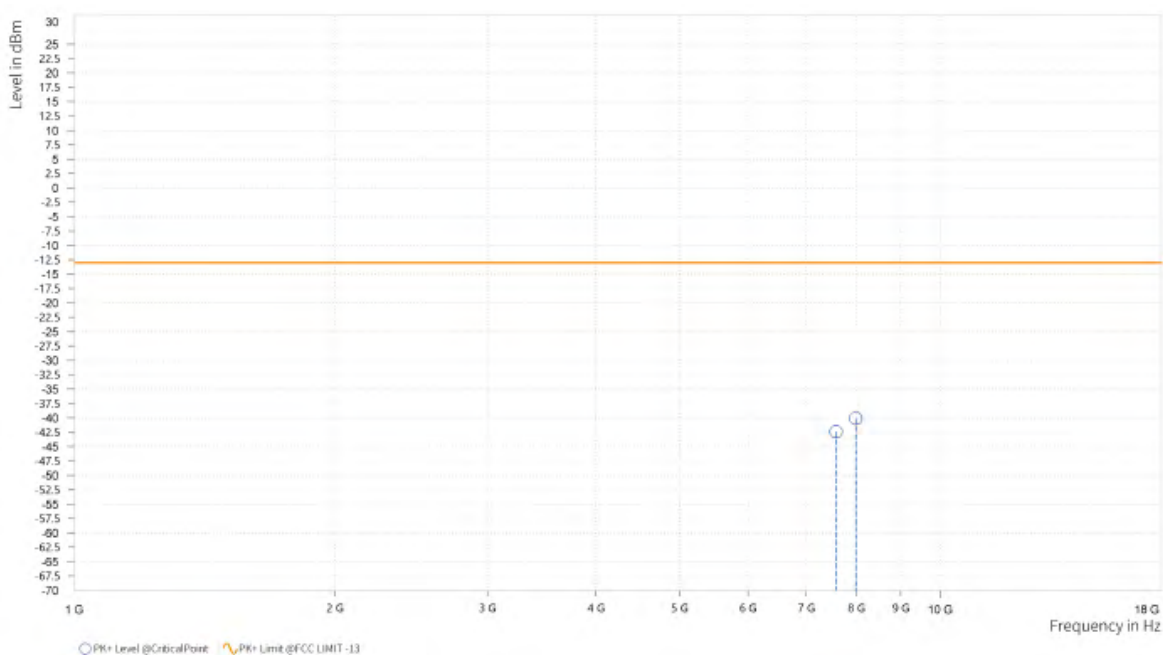




Test Report No.: W7L-P22110036RF12

MODE	TX channel 662000	FREQUENCY RANGE	Above 1000MHz
ENVIRONMENTAL CONDITIONS	23deg. C, 70%RH	INPUT POWER	AC 120V/60HZ
TESTED BY	Jace Hu		
ANTENNA POLARITY & TEST DISTANCE: VERTICAL AT 3 M			

Rg	Frequency [MHz]	PK+ Level [dBm]	PK+ Limit [dBm]	PK+ Margin [dB]	Correction [dB]	Polarization	Azimuth [deg]	Antenna Height [m]
5	7,578.000	-42.38	-13.00	29.38	32.17	V	84.2	2
5	7,987.000	-40.09	-13.00	27.09	33.32	V	1	1





BUREAU VERITAS

Test Report No.: W7L-P22110036RF12

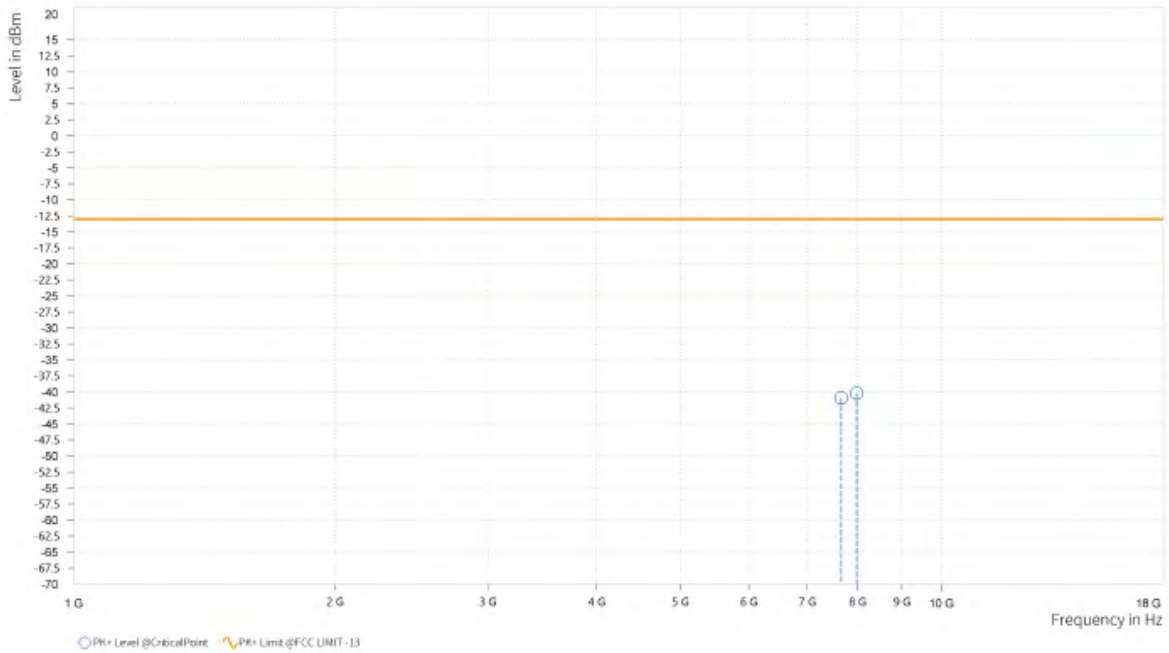
N77 (Part 270): SRS-3 (ANT 6)

Note: For frequency above 18GHz, the emission was tested 20db below the limit so the data not recorded in the sheet.

CHANNEL BANDWIDTH: 20MHz / QPSK

MODE	TX channel 656000	FREQUENCY RANGE	Above 1000MHz
ENVIRONMENTAL CONDITIONS	23deg. C, 70%RH	INPUT POWER	AC 120V/60HZ
TESTED BY	Jace Hu		
ANTENNA POLARITY & TEST DISTANCE: HORIZONTAL AT 3 M			

Rg	Frequency [MHz]	PK+ Level [dBm]	PK+ Limit [dBm]	PK+ Margin [dB]	Correction [dB]	Polarization	Azimuth [deg]	Antenna Height [m]
5	7,661.500	-40.91	-13.00	27.91	32.48	H	0.9	2
5	7,981.000	-40.18	-13.00	27.18	33.03	H	1	1

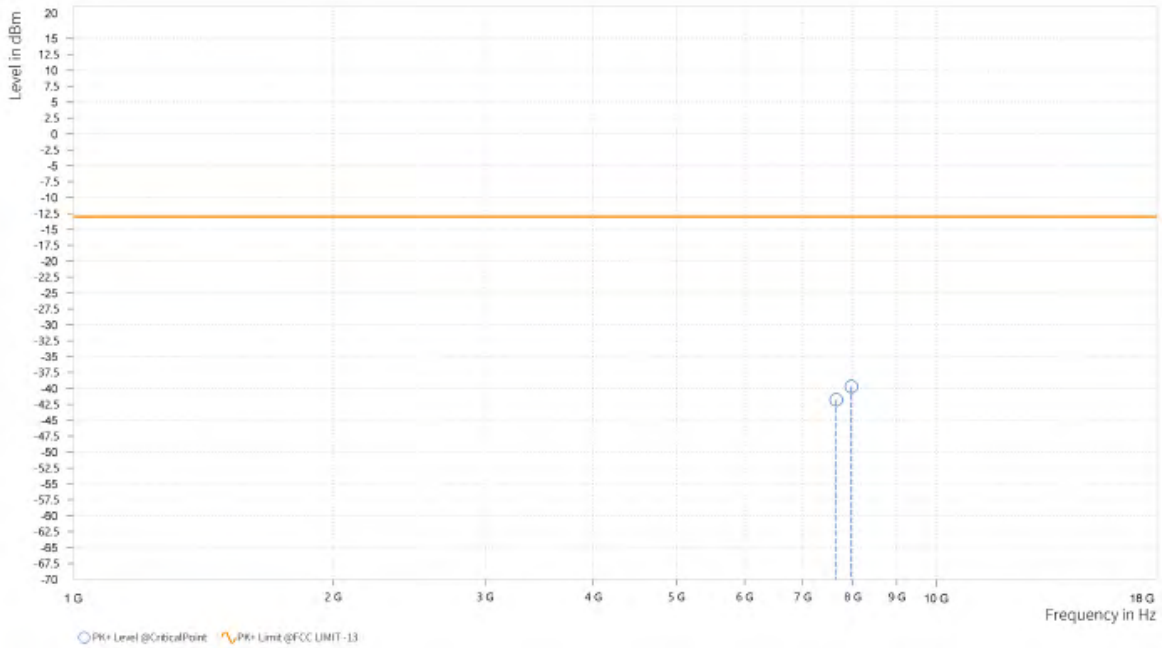




Test Report No.: W7L-P22110036RF12

MODE	TX channel 656000	FREQUENCY RANGE	Above 1000MHz
ENVIRONMENTAL CONDITIONS	23deg. C, 70%RH	INPUT POWER	AC 120V/60HZ
TESTED BY	Jace Hu		
ANTENNA POLARITY & TEST DISTANCE: VERTICAL AT 3 M			

Rg	Frequency [MHz]	PK+ Level [dBm]	PK+ Limit [dBm]	PK+ Margin [dB]	Correction [dB]	Polarization	Azimuth [deg]	Antenna Height [m]
5	7,658.500	-41.78	-13.00	28.78	32.55	V	0.9	2
5	7,970.000	-39.71	-13.00	26.71	33.27	V	0.9	2



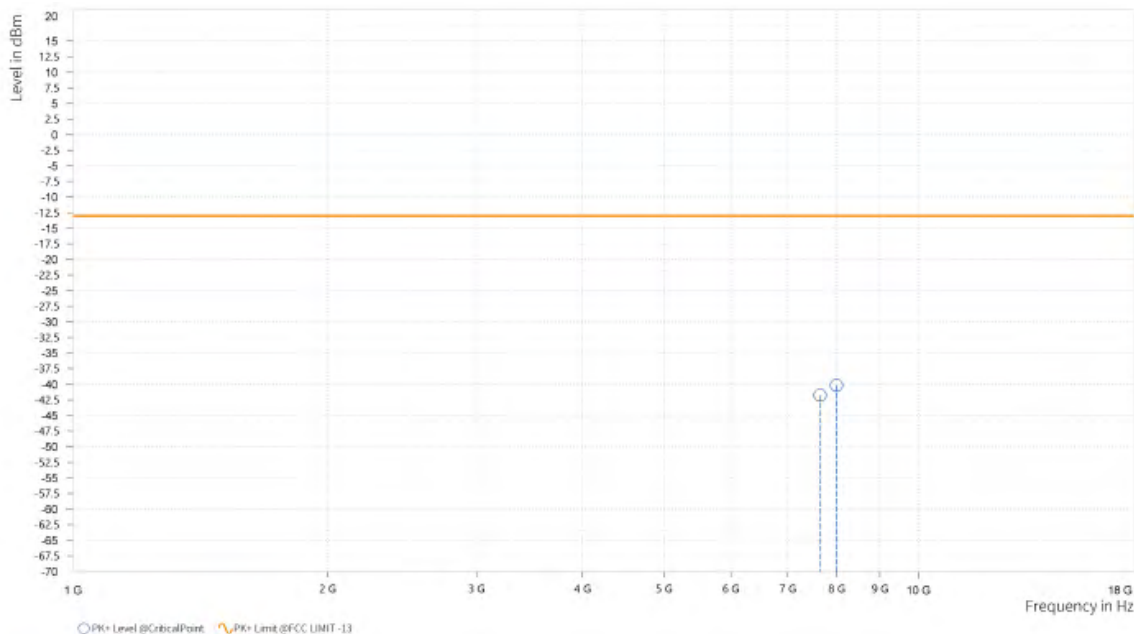


Test Report No.: W7L-P22110036RF12

CHANNEL BANDWIDTH: 30MHz / QPSK

MODE	TX channel 656000	FREQUENCY RANGE	Above 1000MHz
ENVIRONMENTAL CONDITIONS	23deg. C, 70%RH	INPUT POWER	AC 120V/60HZ
TESTED BY	Jace Hu		
ANTENNA POLARITY & TEST DISTANCE: HORIZONTAL AT 3 M			

Rg	Frequency [MHz]	PK+ Level [dBm]	PK+ Limit [dBm]	PK+ Margin [dB]	Correction [dB]	Polarization	Azimuth [deg]	Antenna Height [m]
5	7,649.000	-41.75	-13.00	28.75	32.41	H	277	1
5	7,995.500	-40.17	-13.00	27.17	33.13	H	86.6	2

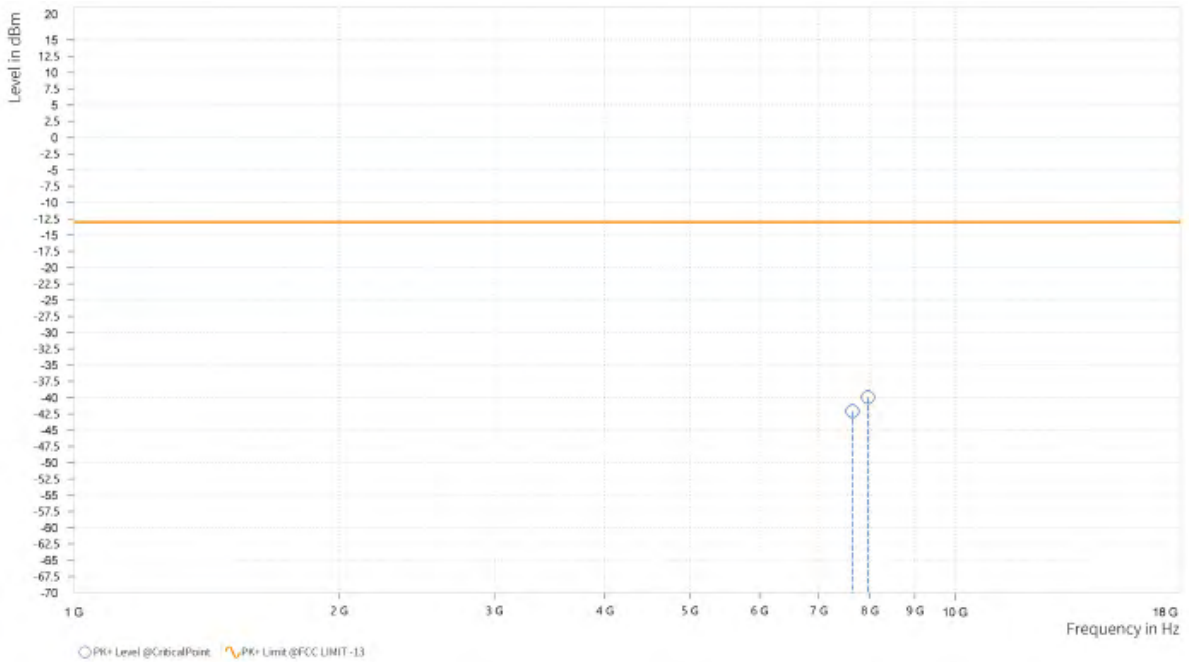




Test Report No.: W7L-P22110036RF12

MODE	TX channel 656000	FREQUENCY RANGE	Above 1000MHz
ENVIRONMENTAL CONDITIONS	23deg. C, 70%RH	INPUT POWER	AC 120V/60HZ
TESTED BY	Jace Hu		
ANTENNA POLARITY & TEST DISTANCE: VERTICAL AT 3 M			

Rg	Frequency [MHz]	PK+ Level [dBm]	PK+ Limit [dBm]	PK+ Margin [dB]	Correction [dB]	Polarization	Azimuth [deg]	Antenna Height [m]
5	7,649.000	-42.10	-13.00	29.10	32.49	V	83	2
5	7,963.000	-39.95	-13.00	26.95	33.25	V	359	2



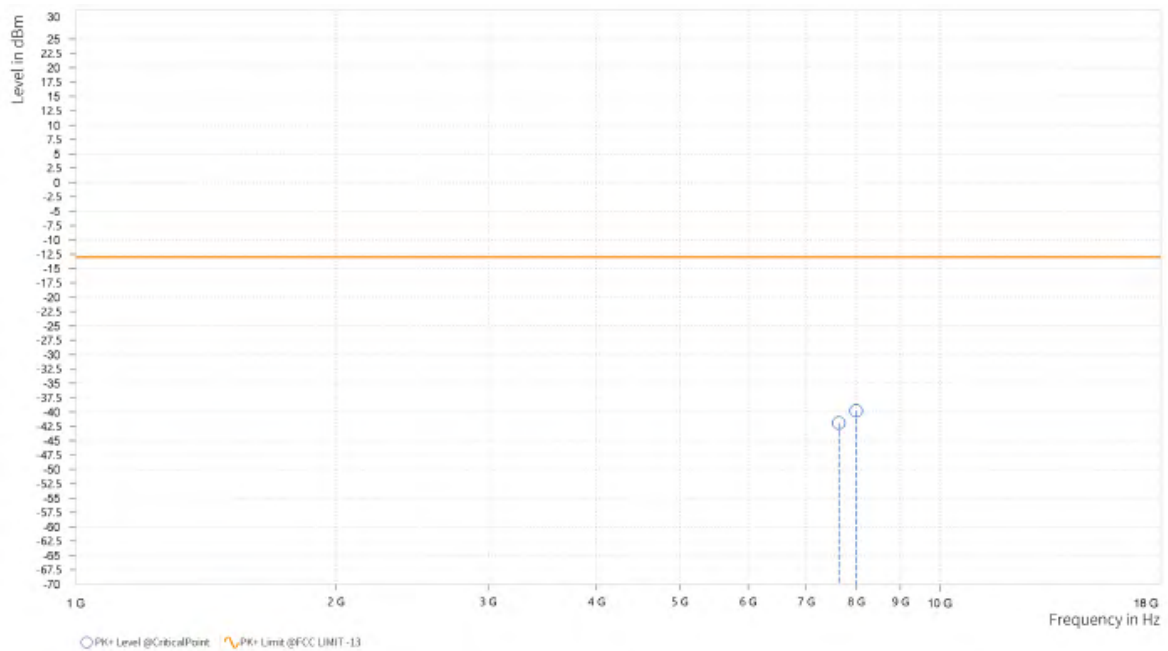


Test Report No.: W7L-P22110036RF12

CHANNEL BANDWIDTH: 40MHz / QPSK

MODE	TX channel 656000	FREQUENCY RANGE	Above 1000MHz
ENVIRONMENTAL CONDITIONS	23deg. C, 70%RH	INPUT POWER	AC 120V/60HZ
TESTED BY	Jace Hu		
ANTENNA POLARITY & TEST DISTANCE: HORIZONTAL AT 3 M			

Rg	Frequency [MHz]	PK+ Level [dBm]	PK+ Limit [dBm]	PK+ Margin [dB]	Correction [dB]	Polarization	Azimuth [deg]	Antenna Height [m]
5	7,637.500	-41.94	-13.00	28.94	32.34	H	359	2
5	7,997.000	-39.77	-13.00	26.77	33.14	H	1	2

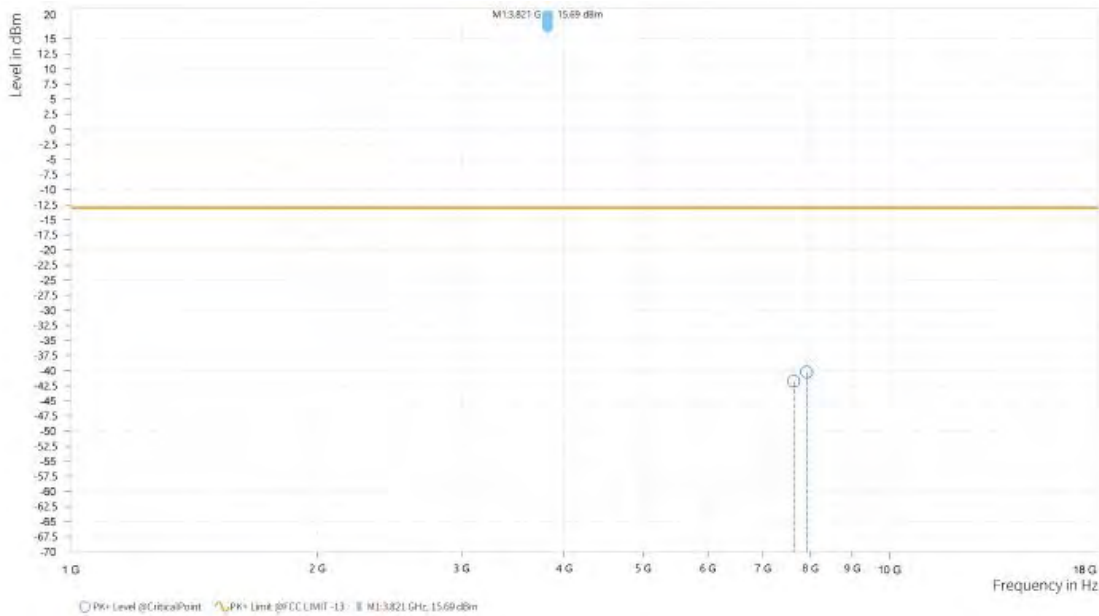




Test Report No.: W7L-P22110036RF12

MODE	TX channel 656000	FREQUENCY RANGE	Above 1000MHz
ENVIRONMENTAL CONDITIONS	23deg. C, 70%RH	INPUT POWER	AC 120V/60HZ
TESTED BY	Jace Hu		
ANTENNA POLARITY & TEST DISTANCE: VERTICAL AT 3 M			

Rg	Frequency [MHz]	PK+ Level [dBm]	PK+ Limit [dBm]	PK+ Margin [dB]	Correction [dB]	Polarization	Azimuth [deg]	Antenna Height [m]
5	7,638.500	-41.77	-13.00	28.77	32.42	V	42.5	2
5	7,924.000	-40.24	-13.00	27.24	33.14	V	359	2



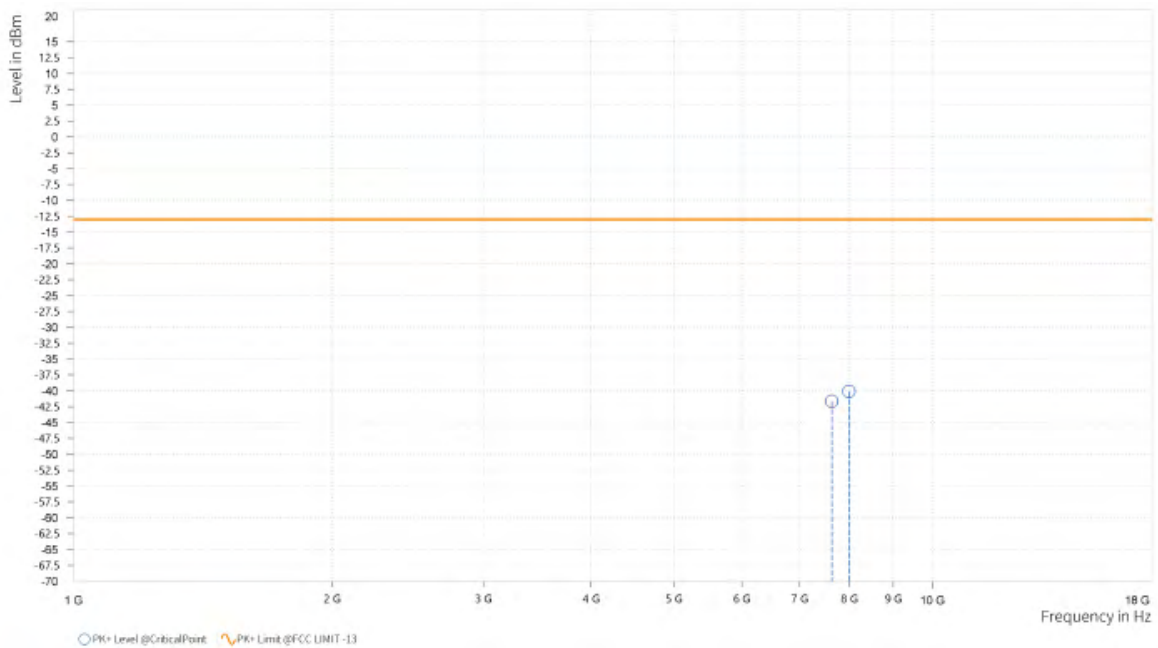


Test Report No.: W7L-P22110036RF12

CHANNEL BANDWIDTH: 50MHz / QPSK

MODE	TX channel 656000	FREQUENCY RANGE	Above 1000MHz
ENVIRONMENTAL CONDITIONS	23deg. C, 70%RH	INPUT POWER	AC 120V/60HZ
TESTED BY	Jace Hu		
ANTENNA POLARITY & TEST DISTANCE: HORIZONTAL AT 3 M			

Rg	Frequency [MHz]	PK+ Level [dBm]	PK+ Limit [dBm]	PK+ Margin [dB]	Correction [dB]	Polarization	Azimuth [deg]	Antenna Height [m]
5	7,631.500	-41.65	-13.00	28.65	32.31	H	359	1
5	7,994.500	-40.09	-13.00	27.09	33.12	H	1	1

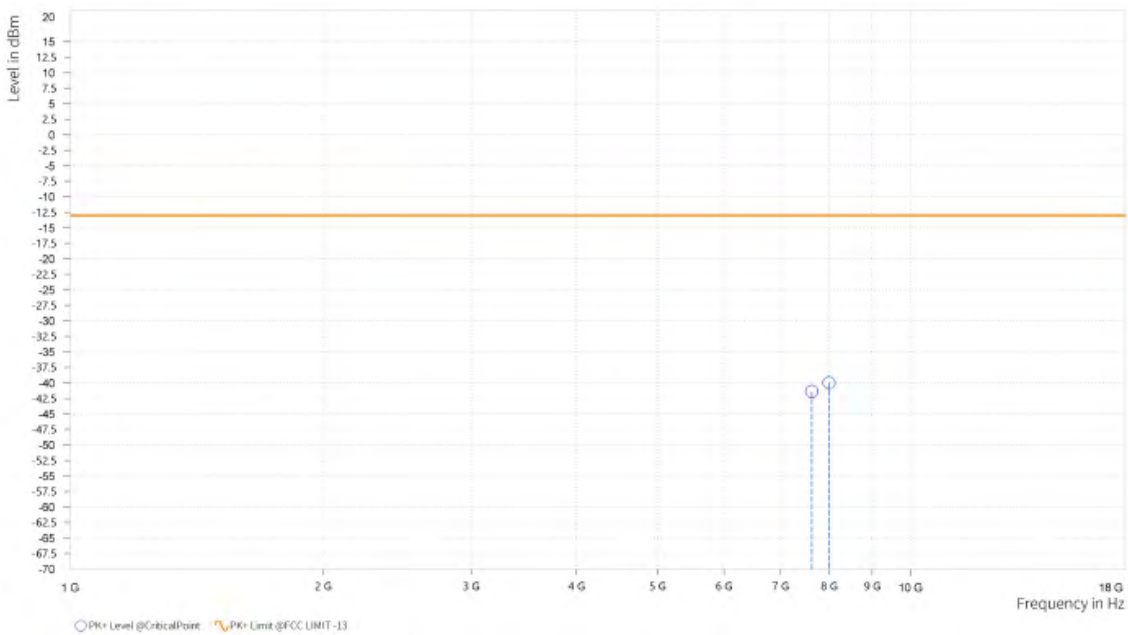




Test Report No.: W7L-P22110036RF12

MODE	TX channel 656000	FREQUENCY RANGE	Above 1000MHz
ENVIRONMENTAL CONDITIONS	23deg. C, 70%RH	INPUT POWER	AC 120V/60HZ
TESTED BY	Jace Hu		
ANTENNA POLARITY & TEST DISTANCE: VERTICAL AT 3 M			

Rg	Frequency [MHz]	PK+ Level [dBm]	PK+ Limit [dBm]	PK+ Margin [dB]	Correction [dB]	Polarization	Azimuth [deg]	Antenna Height [m]
5	7,628.500	-41.36	-13.00	28.36	32.35	V	1	1
5	7,999.000	-39.98	-13.00	26.98	33.35	V	359	1



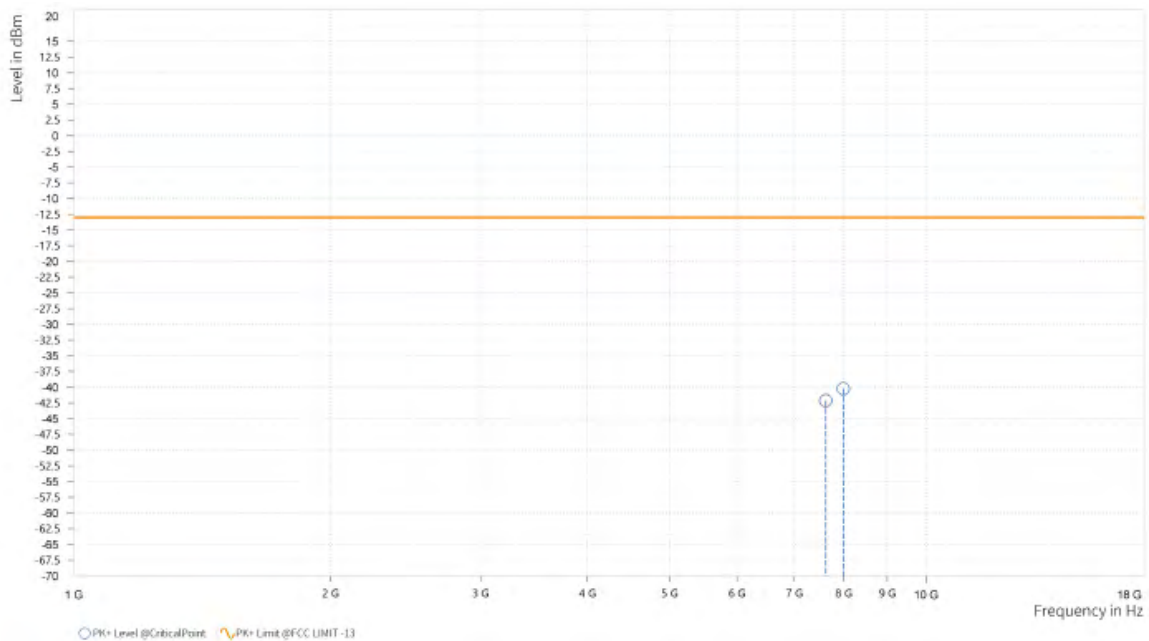


Test Report No.: W7L-P22110036RF12

CHANNEL BANDWIDTH: 60MHz / QPSK

MODE	TX channel 656000	FREQUENCY RANGE	Above 1000MHz
ENVIRONMENTAL CONDITIONS	23deg. C, 70%RH	INPUT POWER	AC 120V/60HZ
TESTED BY	Jace Hu		
ANTENNA POLARITY & TEST DISTANCE: HORIZONTAL AT 3 M			

Rg	Frequency [MHz]	PK+ Level [dBm]	PK+ Limit [dBm]	PK+ Margin [dB]	Correction [dB]	Polarization	Azimuth [deg]	Antenna Height [m]
5	7,621.000	-42.14	-13.00	29.14	32.25	H	359.1	1
5	7,993.000	-40.24	-13.00	27.24	33.11	H	81.8	2

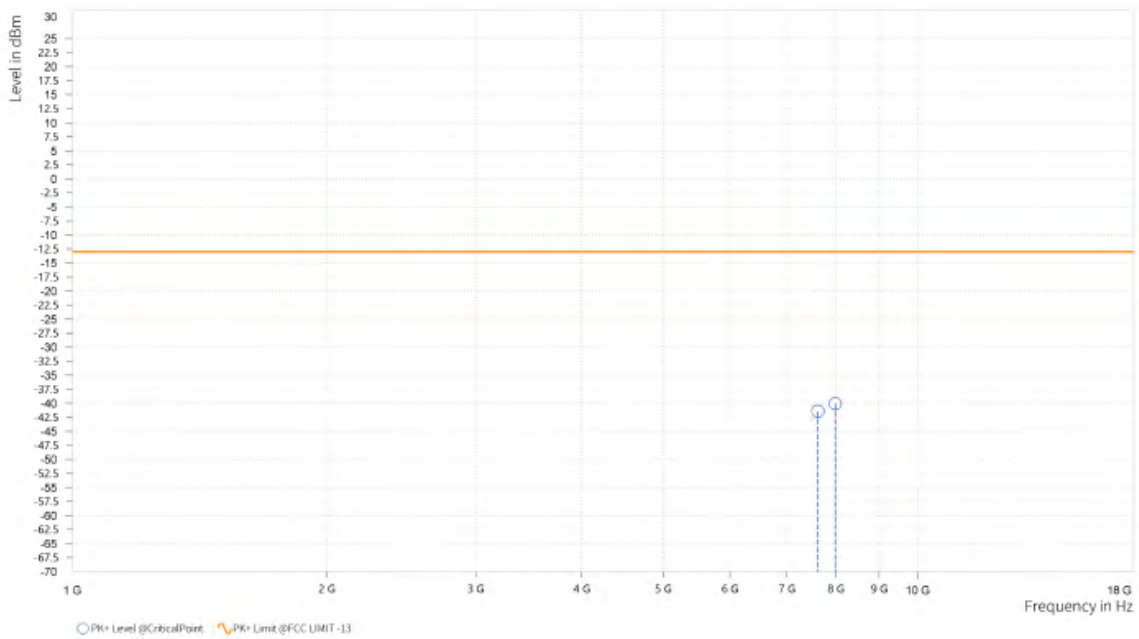




Test Report No.: W7L-P22110036RF12

MODE	TX channel 656000	FREQUENCY RANGE	Above 1000MHz
ENVIRONMENTAL CONDITIONS	23deg. C, 70%RH	INPUT POWER	AC 120V/60HZ
TESTED BY	Jace Hu		
ANTENNA POLARITY & TEST DISTANCE: VERTICAL AT 3 M			

Rg	Frequency [MHz]	PK+ Level [dBm]	PK+ Limit [dBm]	PK+ Margin [dB]	Correction [dB]	Polarization	Azimuth [deg]	Antenna Height [m]
5	7,618.000	-41.42	-13.00	28.42	32.28	V	1	1
5	7,987.500	-40.09	-13.00	27.09	33.32	V	1	1





BUREAU VERITAS

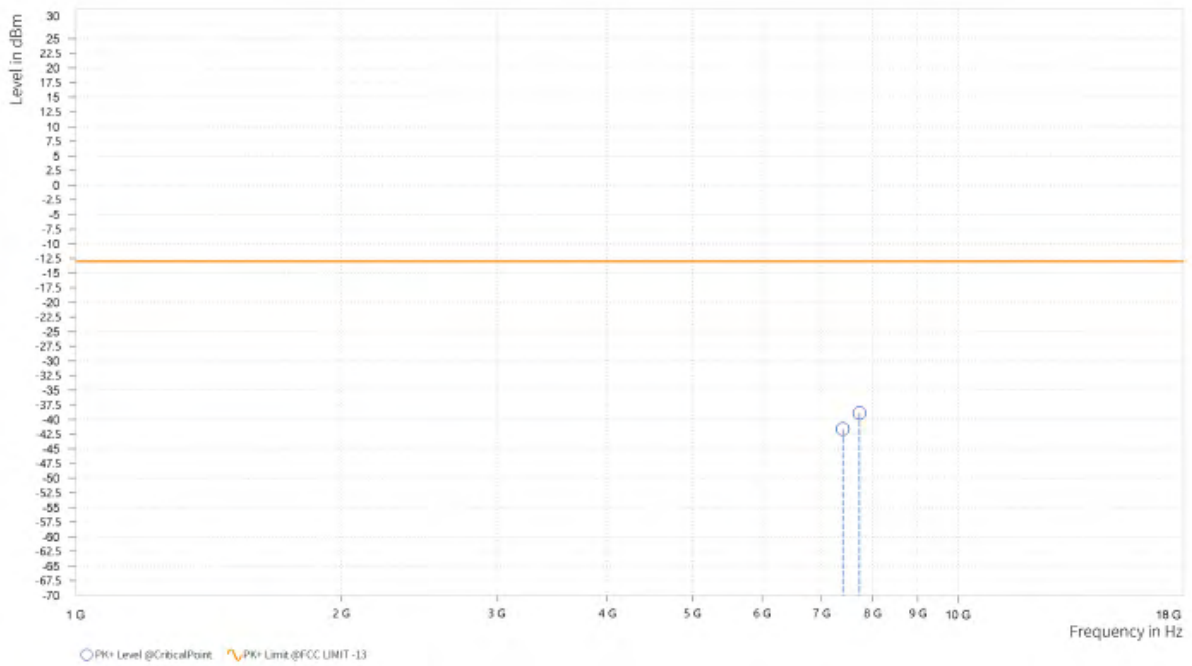
Test Report No.: W7L-P22110036RF12

CHANNEL BANDWIDTH: 80MHz / QPSK

CH 649334

MODE	TX channel 649334	FREQUENCY RANGE	Above 1000MHz
ENVIRONMENTAL CONDITIONS	23deg. C, 70%RH	INPUT POWER	AC 120V/60HZ
TESTED BY	Jace Hu		
ANTENNA POLARITY & TEST DISTANCE: HORIZONTAL AT 3 M			

Rg	Frequency [MHz]	PK+ Level [dBm]	PK+ Limit [dBm]	PK+ Margin [dB]	Correction [dB]	Polarization	Azimuth [deg]	Antenna Height [m]
5	7,400.000	-41.63	-13.00	28.63	31.56	H	359	2
5	7,731.500	-38.89	-13.00	25.89	32.81	H	273.3	1

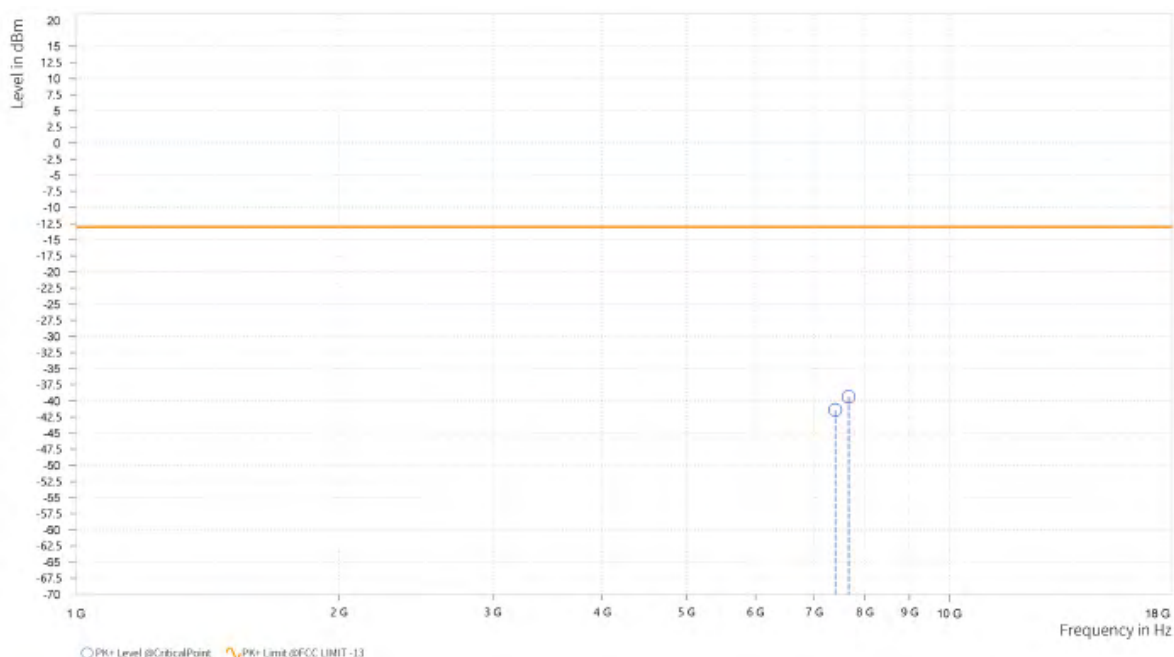




Test Report No.: W7L-P22110036RF12

MODE	TX channel 649334	FREQUENCY RANGE	Above 1000MHz
ENVIRONMENTAL CONDITIONS	23deg. C, 70%RH	INPUT POWER	AC 120V/60HZ
TESTED BY	Jace Hu		
ANTENNA POLARITY & TEST DISTANCE: VERTICAL AT 3 M			

Rg	Frequency [MHz]	PK+ Level [dBm]	PK+ Limit [dBm]	PK+ Margin [dB]	Correction [dB]	Polarization	Azimuth [deg]	Antenna Height [m]
5	7,402.000	-41.41	-13.00	28.41	31.73	V	83	2
5	7,667.000	-39.36	-13.00	26.36	32.63	V	359	2





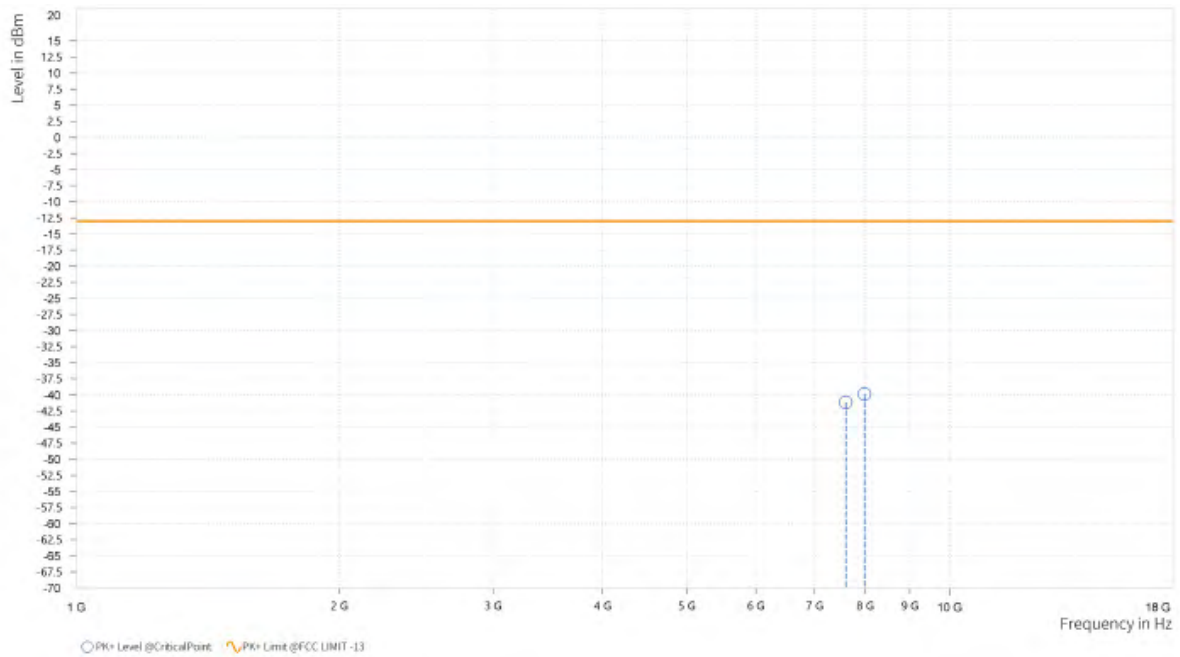
BUREAU VERITAS

Test Report No.: W7L-P22110036RF12

CH 656000

MODE	TX channel 656000	FREQUENCY RANGE	Above 1000MHz
ENVIRONMENTAL CONDITIONS	23deg. C, 70%RH	INPUT POWER	AC 120V/60HZ
TESTED BY	Jace Hu		
ANTENNA POLARITY & TEST DISTANCE: HORIZONTAL AT 3 M			

Rg	Frequency [MHz]	PK+ Level [dBm]	PK+ Limit [dBm]	PK+ Margin [dB]	Correction [dB]	Polarization	Azimuth [deg]	Antenna Height [m]
5	7,602.000	-41.16	-13.00	28.16	32.18	H	275.8	1
5	7,989.000	-39.86	-13.00	26.86	33.09	H	359	1

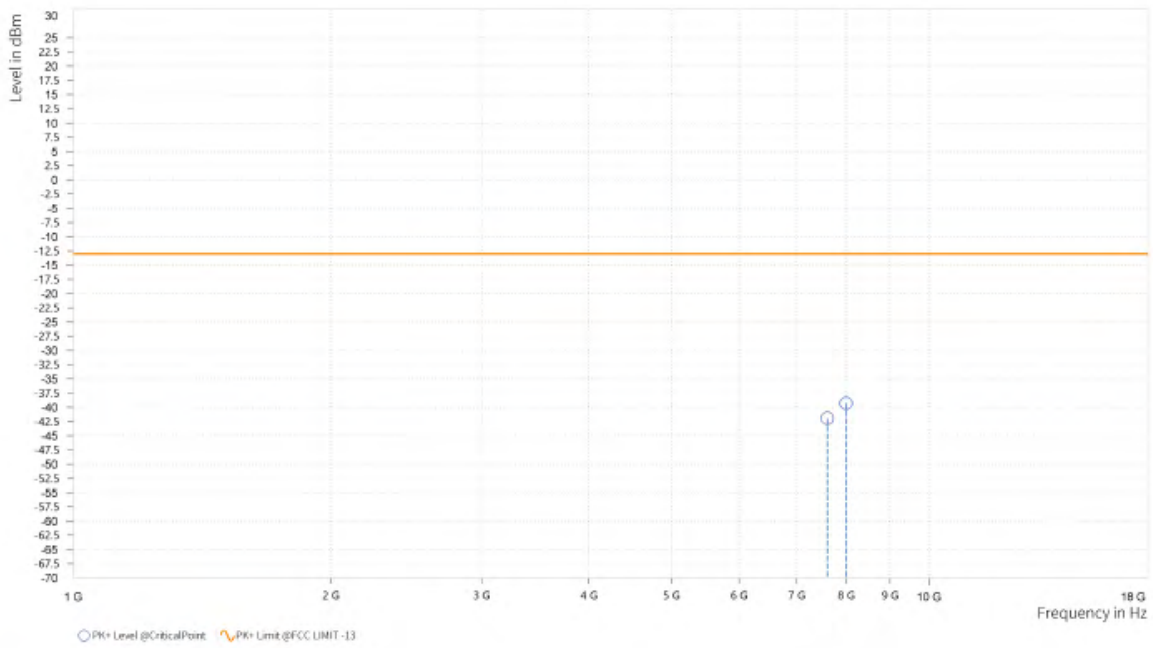




Test Report No.: W7L-P22110036RF12

MODE	TX channel 656000	FREQUENCY RANGE	Above 1000MHz
ENVIRONMENTAL CONDITIONS	23deg. C, 70%RH	INPUT POWER	AC 120V/60HZ
TESTED BY	Jace Hu		
ANTENNA POLARITY & TEST DISTANCE: VERTICAL AT 3 M			

Rg	Frequency [MHz]	PK+ Level [dBm]	PK+ Limit [dBm]	PK+ Margin [dB]	Correction [dB]	Polarization	Azimuth [deg]	Antenna Height [m]
5	7,601.000	-41.91	-13.00	28.91	32.22	V	1	1
5	7,999.500	-39.28	-13.00	26.28	33.35	V	277	1





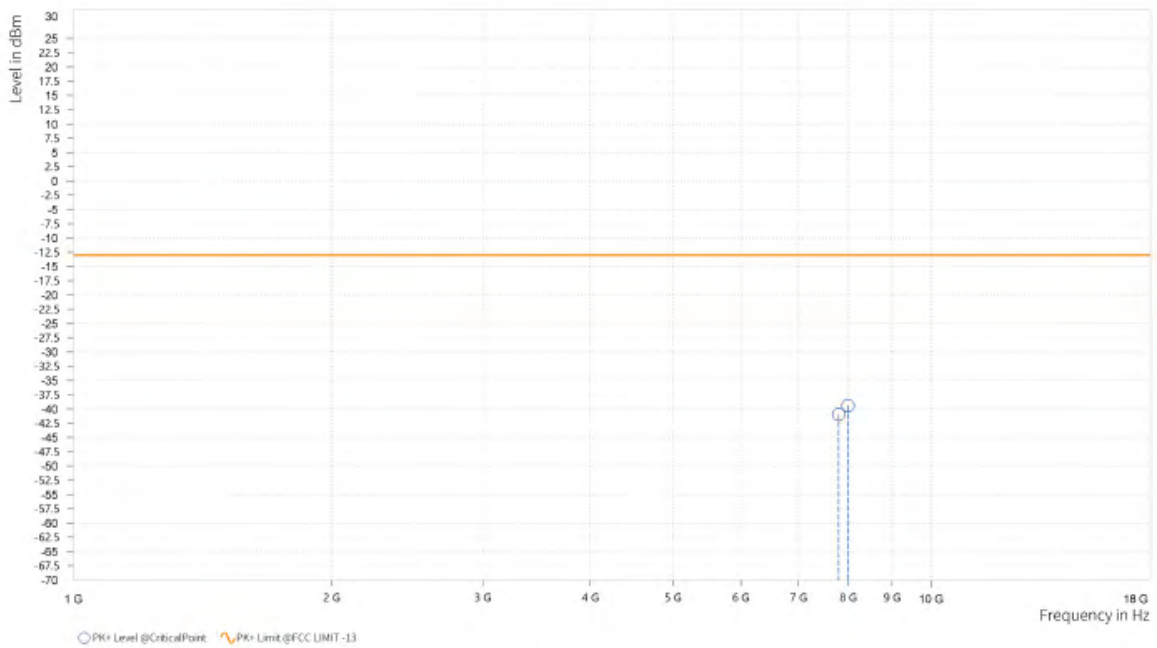
BUREAU VERITAS

Test Report No.: W7L-P22110036RF12

CH 662666

MODE	TX channel 662666	FREQUENCY RANGE	Above 1000MHz
ENVIRONMENTAL CONDITIONS	23deg. C, 70%RH	INPUT POWER	AC 120V/60HZ
TESTED BY	Jace Hu		
ANTENNA POLARITY & TEST DISTANCE: HORIZONTAL AT 3 M			

Rg	Frequency [MHz]	PK+ Level [dBm]	PK+ Limit [dBm]	PK+ Margin [dB]	Correction [dB]	Polarization	Azimuth [deg]	Antenna Height [m]
5	7,801.500	-40.96	-13.00	27.96	32.91	H	359.1	1
5	7,998.500	-39.40	-13.00	26.40	33.15	H	0.9	2

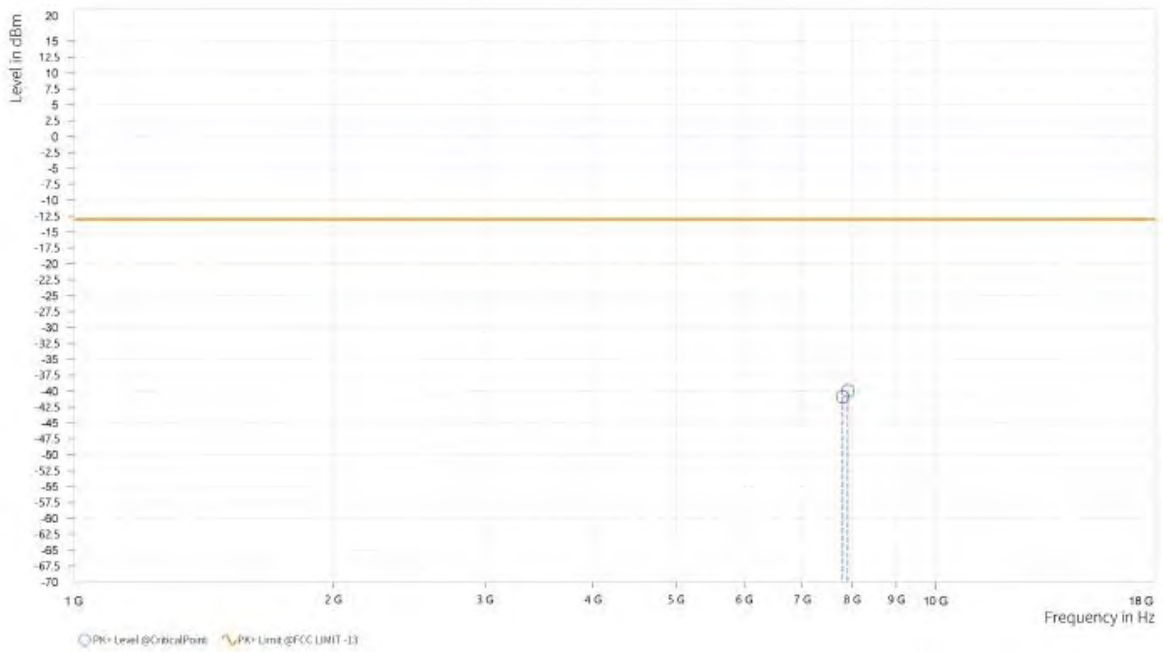




Test Report No.: W7L-P22110036RF12

MODE	TX channel 662666	FREQUENCY RANGE	Above 1000MHz
ENVIRONMENTAL CONDITIONS	23deg. C, 70%RH	INPUT POWER	AC 120V/60HZ
TESTED BY	Jace Hu		
ANTENNA POLARITY & TEST DISTANCE: VERTICAL AT 3 M			

Rg	Frequency [MHz]	PK+ Level [dBm]	PK+ Limit [dBm]	PK+ Margin [dB]	Correction [dB]	Polarization	Azimuth [deg]	Antenna Height [m]
5	7,802.500	-40.93	-13.00	27.93	33.06	V	1	2
5	7,904.500	-39.99	-13.00	26.99	33.08	V	1	2





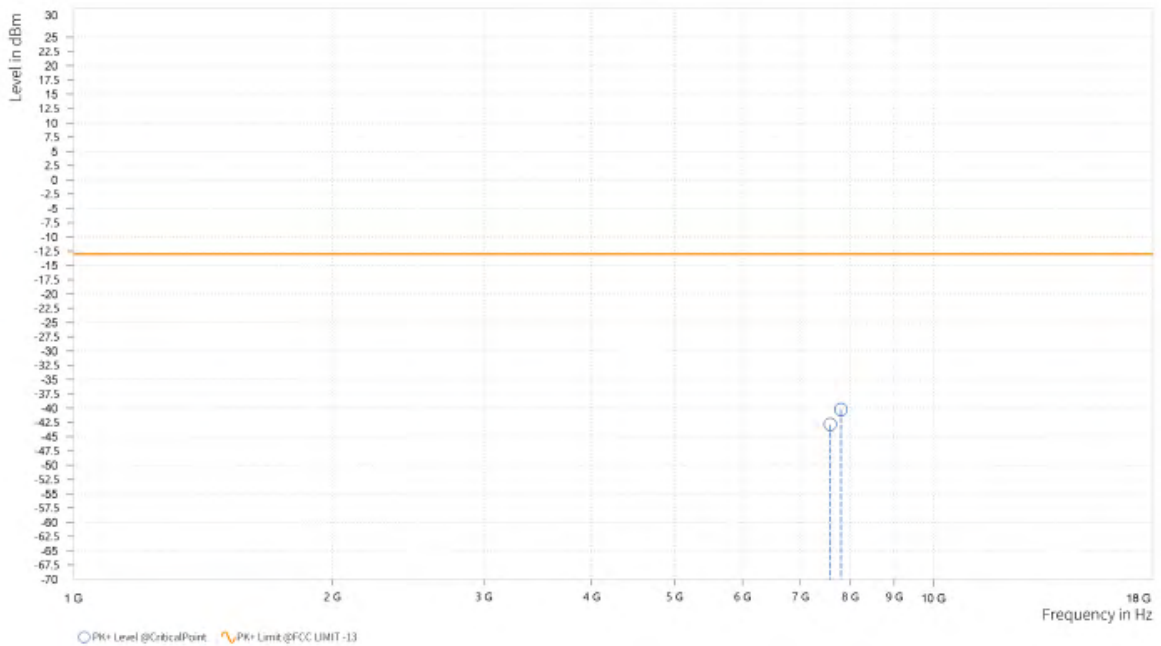
BUREAU VERITAS

Test Report No.: W7L-P22110036RF12

CHANNEL BANDWIDTH: 100MHz / QPSK

MODE	TX channel 656000	FREQUENCY RANGE	Above 1000MHz
ENVIRONMENTAL CONDITIONS	23deg. C, 70%RH	INPUT POWER	AC 120V/60HZ
TESTED BY	Jace Hu		
ANTENNA POLARITY & TEST DISTANCE: HORIZONTAL AT 3 M			

Rg	Frequency [MHz]	PK+ Level [dBm]	PK+ Limit [dBm]	PK+ Margin [dB]	Correction [dB]	Polarization	Azimuth [deg]	Antenna Height [m]
5	7,583.000	-42.86	-13.00	29.86	32.16	H	1	2
5	7,804.000	-40.27	-13.00	27.27	32.92	H	84.2	2

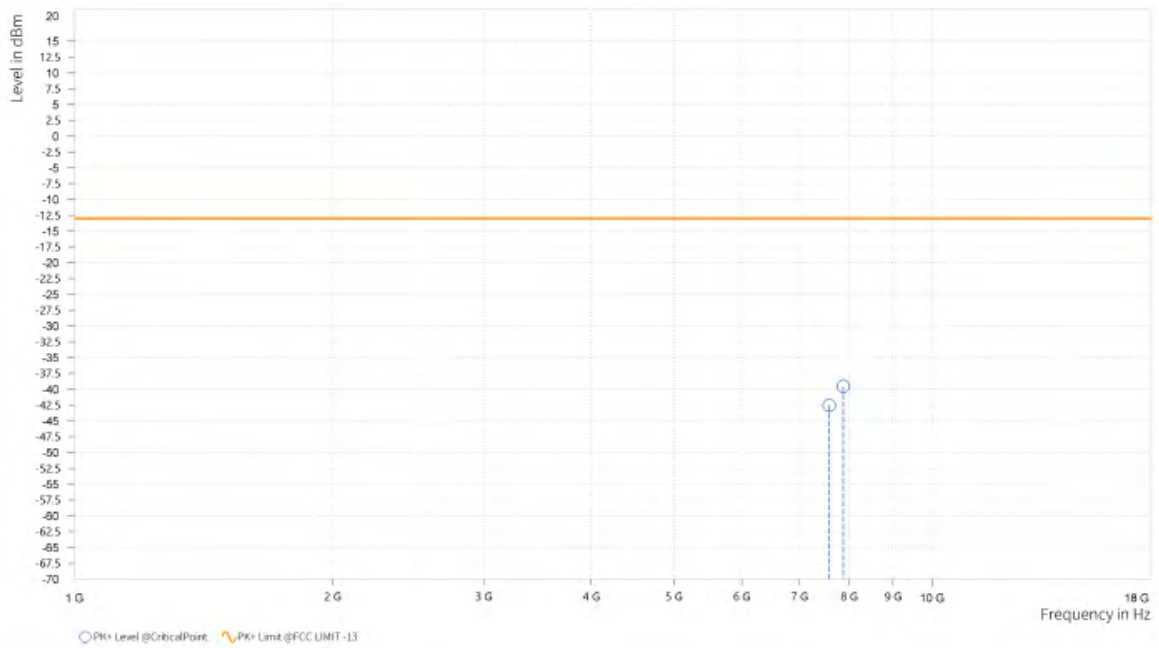




Test Report No.: W7L-P22110036RF12

MODE	TX channel 656000	FREQUENCY RANGE	Above 1000MHz
ENVIRONMENTAL CONDITIONS	23deg. C, 70%RH	INPUT POWER	AC 120V/60HZ
TESTED BY	Jace Hu		
ANTENNA POLARITY & TEST DISTANCE: VERTICAL AT 3 M			

Rg	Frequency [MHz]	PK+ Level [dBm]	PK+ Limit [dBm]	PK+ Margin [dB]	Correction [dB]	Polarization	Azimuth [deg]	Antenna Height [m]
5	7,582.000	-42.53	-13.00	29.53	32.18	V	1	1
5	7,878.500	-39.52	-13.00	26.52	33.05	V	84.2	2





BUREAU VERITAS

Test Report No.: W7L-P22110036RF12

N77 (Part 270): SRS-4 (ANT 5)

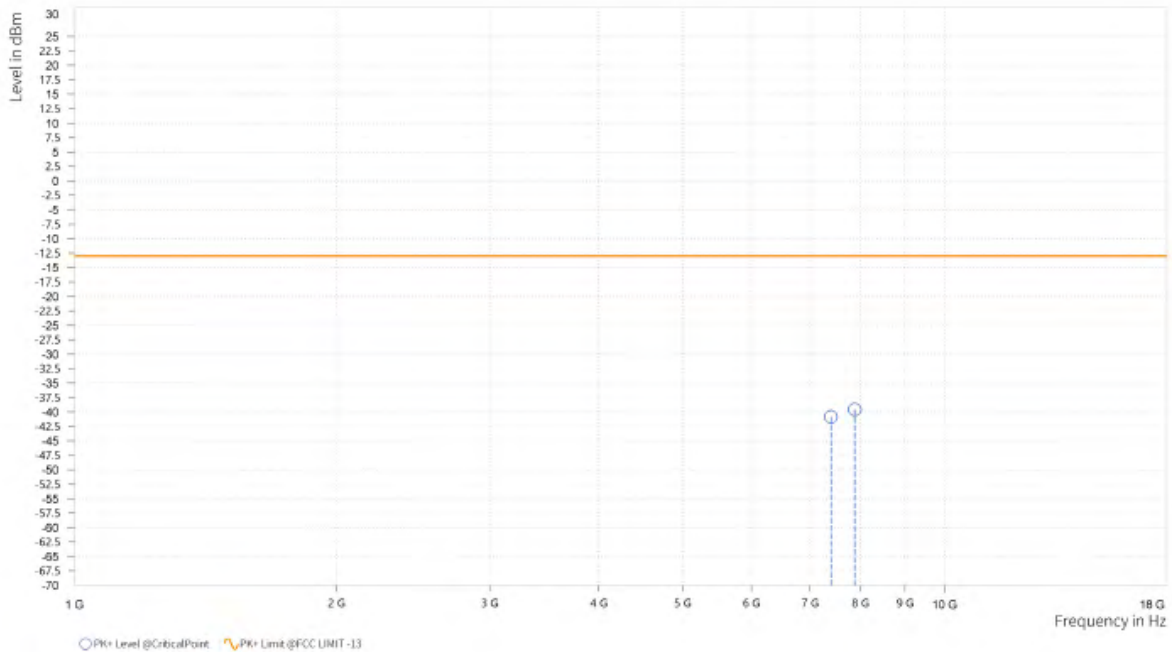
Note: For frequency above 18GHz, the emission was tested 20db below the limit so the data not recorded in the sheet.

CHANNEL BANDWIDTH: 20MHz / QPSK

CH 647334

MODE	TX channel 647334	FREQUENCY RANGE	Above 1000MHz
ENVIRONMENTAL CONDITIONS	23deg. C, 70%RH	INPUT POWER	AC 120V/60HZ
TESTED BY	Jace Hu		
ANTENNA POLARITY & TEST DISTANCE: HORIZONTAL AT 3 M			

Rg	Frequency [MHz]	PK+ Level [dBm]	PK+ Limit [dBm]	PK+ Margin [dB]	Correction [dB]	Polarization	Azimuth [deg]	Antenna Height [m]
5	7,401.500	-40.82	-13.00	27.82	31.56	H	1	1
5	7,883.500	-39.56	-13.00	26.56	33.01	H	1	1

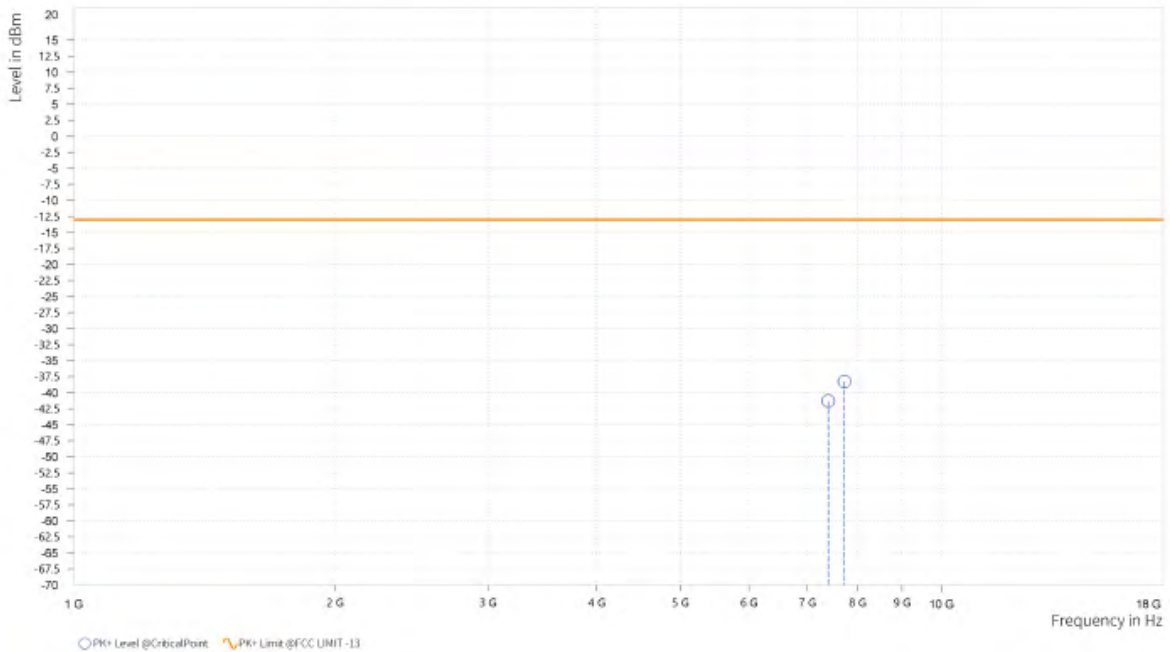




Test Report No.: W7L-P22110036RF12

MODE	TX channel 647334	FREQUENCY RANGE	Above 1000MHz
ENVIRONMENTAL CONDITIONS	23deg. C, 70%RH	INPUT POWER	AC 120V/60HZ
TESTED BY	Jace Hu		
ANTENNA POLARITY & TEST DISTANCE: VERTICAL AT 3 M			

Rg	Frequency [MHz]	PK+ Level [dBm]	PK+ Limit [dBm]	PK+ Margin [dB]	Correction [dB]	Polarization	Azimuth [deg]	Antenna Height [m]
5	7,403.500	-41.31	-13.00	28.31	31.73	V	359	2
5	7,726.500	-38.29	-13.00	25.29	33.00	V	284.2	1



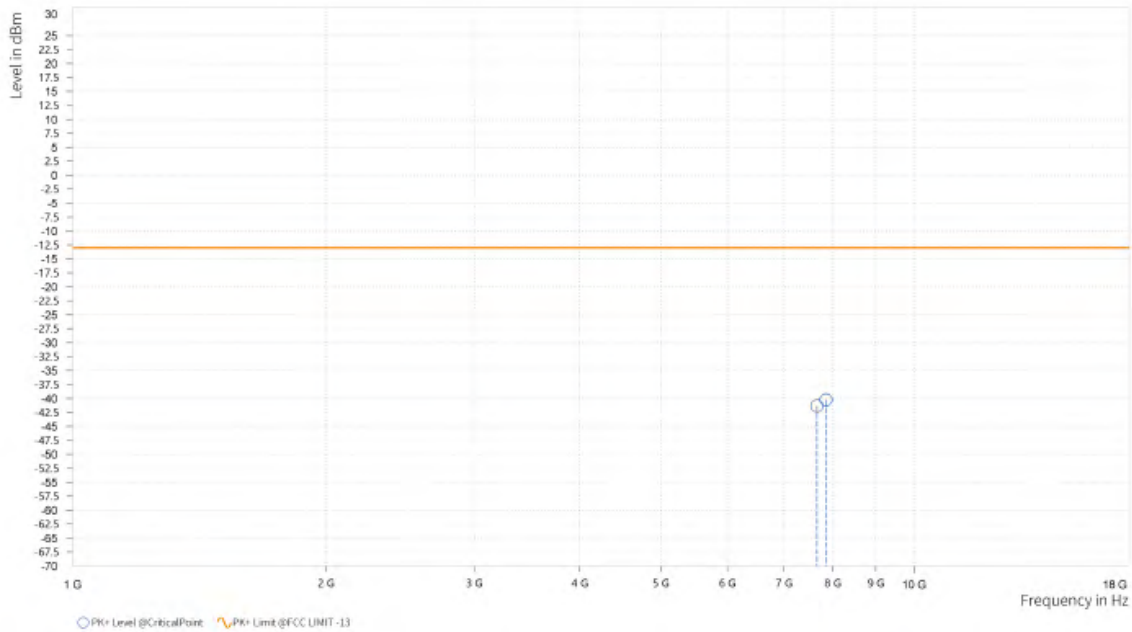


Test Report No.: W7L-P22110036RF12

CH 656000

MODE	TX channel 656000	FREQUENCY RANGE	Above 1000MHz
ENVIRONMENTAL CONDITIONS	23deg. C, 70%RH	INPUT POWER	AC 120V/60HZ
TESTED BY	Jace Hu		
ANTENNA POLARITY & TEST DISTANCE: HORIZONTAL AT 3 M			

Rg	Frequency [MHz]	PK+ Level [dBm]	PK+ Limit [dBm]	PK+ Margin [dB]	Correction [dB]	Polarization	Azimuth [deg]	Antenna Height [m]
5	7,660.000	-41.34	-13.00	28.34	32.47	H	359	2
5	7,858.000	-40.24	-13.00	27.24	32.98	H	83	2

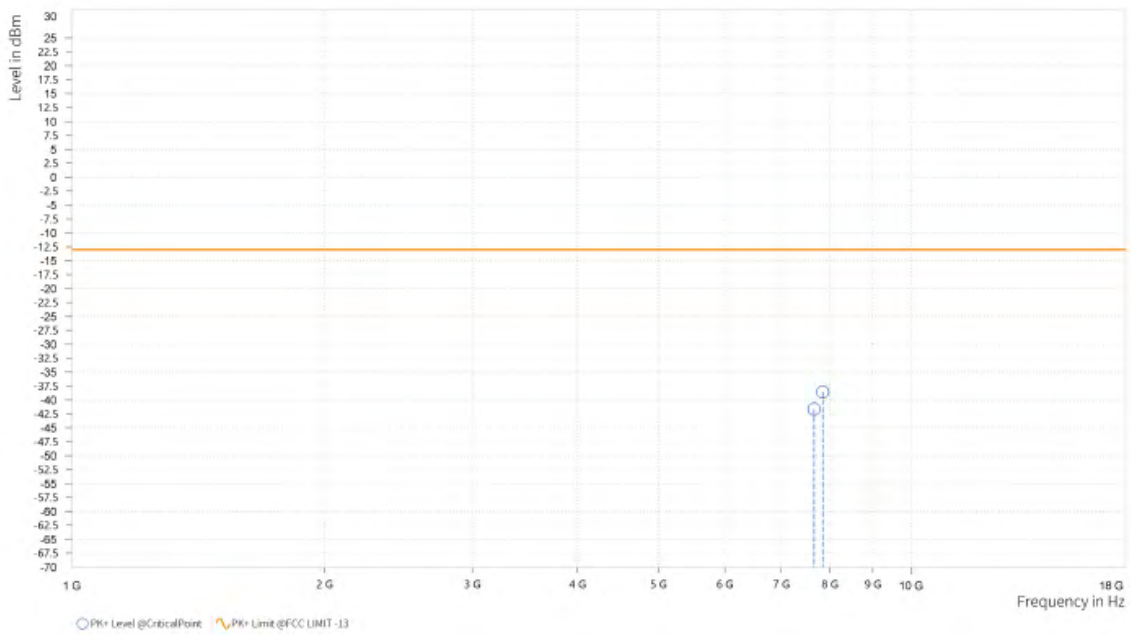




Test Report No.: W7L-P22110036RF12

MODE	TX channel 656000	FREQUENCY RANGE	Above 1000MHz
ENVIRONMENTAL CONDITIONS	23deg. C, 70%RH	INPUT POWER	AC 120V/60HZ
TESTED BY	Jace Hu		
ANTENNA POLARITY & TEST DISTANCE: VERTICAL AT 3 M			

Rg	Frequency [MHz]	PK+ Level [dBm]	PK+ Limit [dBm]	PK+ Margin [dB]	Correction [dB]	Polarization	Azimuth [deg]	Antenna Height [m]
5	7,660.500	-41.64	-13.00	28.64	32.56	V	280.5	1
5	7,846.500	-38.55	-13.00	25.55	33.06	V	80.6	2



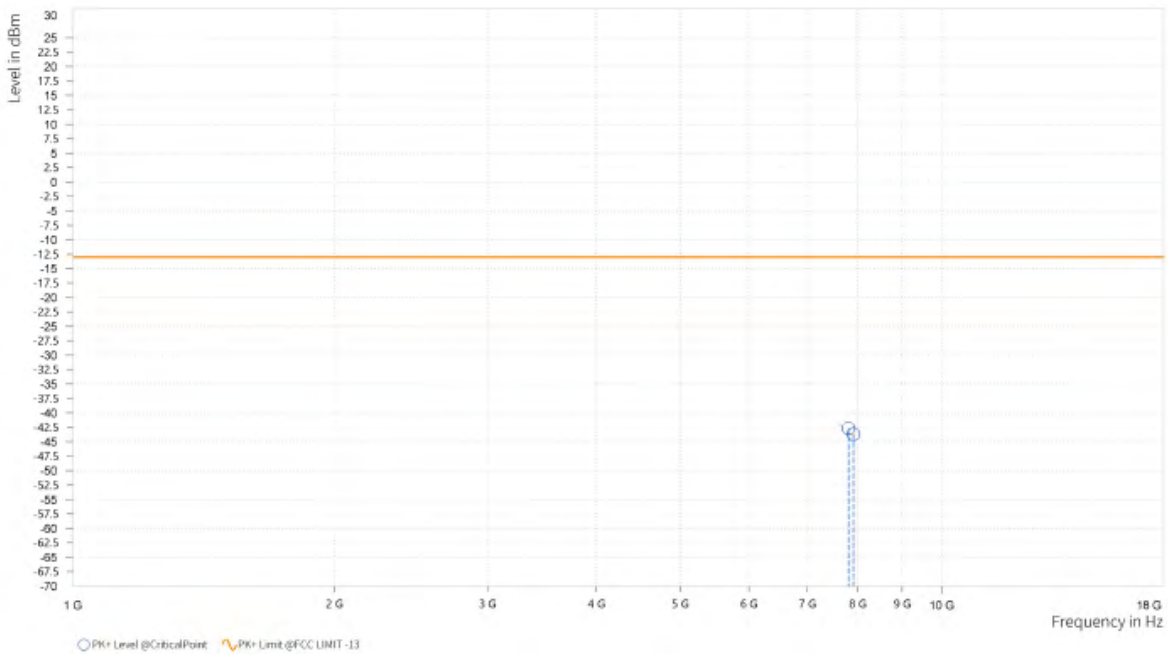


Test Report No.: W7L-P22110036RF12

CH 664666

MODE	TX channel 664666	FREQUENCY RANGE	Above 1000MHz
ENVIRONMENTAL CONDITIONS	23deg. C, 70%RH	INPUT POWER	AC 120V/60HZ
TESTED BY	Jace Hu		
ANTENNA POLARITY & TEST DISTANCE: HORIZONTAL AT 3 M			

Rg	Frequency [MHz]	PK+ Level [dBm]	PK+ Limit [dBm]	PK+ Margin [dB]	Correction [dB]	Polarization	Azimuth [deg]	Antenna Height [m]
5	7,808.500	-42.66	-13.00	29.66	32.93	H	305.5	1
5	7,912.000	-43.67	-13.00	30.67	33.01	H	305.5	1

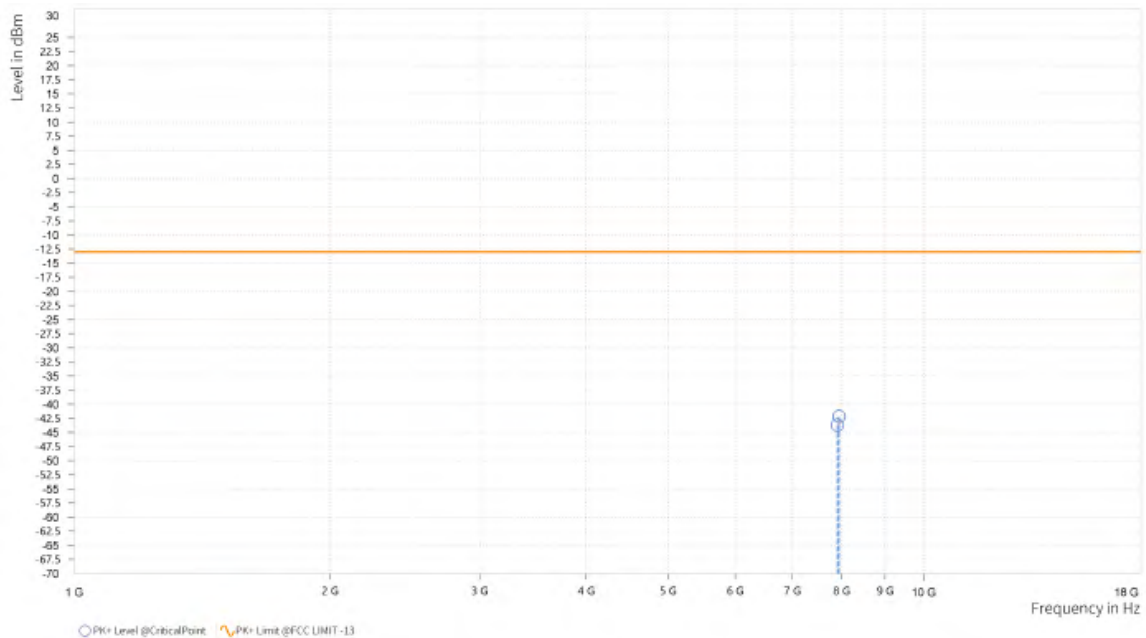




Test Report No.: W7L-P22110036RF12

MODE	TX channel 664666	FREQUENCY RANGE	Above 1000MHz
ENVIRONMENTAL CONDITIONS	23deg. C, 70%RH	INPUT POWER	AC 120V/60HZ
TESTED BY	Jace Hu		
ANTENNA POLARITY & TEST DISTANCE: VERTICAL AT 3 M			

Rg	Frequency [MHz]	PK+ Level [dBm]	PK+ Limit [dBm]	PK+ Margin [dB]	Correction [dB]	Polarization	Azimuth [deg]	Antenna Height [m]
5	7,910.500	-43.67	-13.00	30.67	33.10	V	1	1
5	7,944.500	-42.18	-13.00	29.18	33.20	V	93.8	2





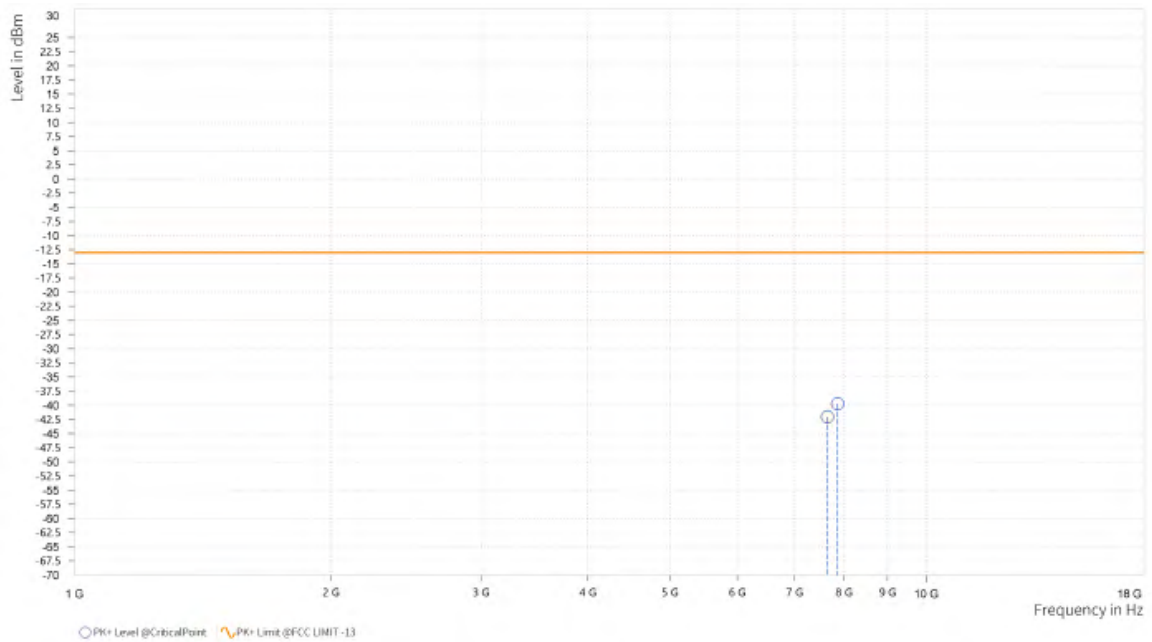
BUREAU VERITAS

Test Report No.: W7L-P22110036RF12

CHANNEL BANDWIDTH: 30MHz / QPSK

MODE	TX channel 656000	FREQUENCY RANGE	Above 1000MHz
ENVIRONMENTAL CONDITIONS	23deg. C, 70%RH	INPUT POWER	AC 120V/60HZ
TESTED BY	Jace Hu		
ANTENNA POLARITY & TEST DISTANCE: HORIZONTAL AT 3 M			

Rg	Frequency [MHz]	PK+ Level [dBm]	PK+ Limit [dBm]	PK+ Margin [dB]	Correction [dB]	Polarization	Azimuth [deg]	Antenna Height [m]
5	7,650.500	-42.04	-13.00	29.04	32.41	H	1	1
5	7,868.000	-39.74	-13.00	26.74	32.99	H	359	1

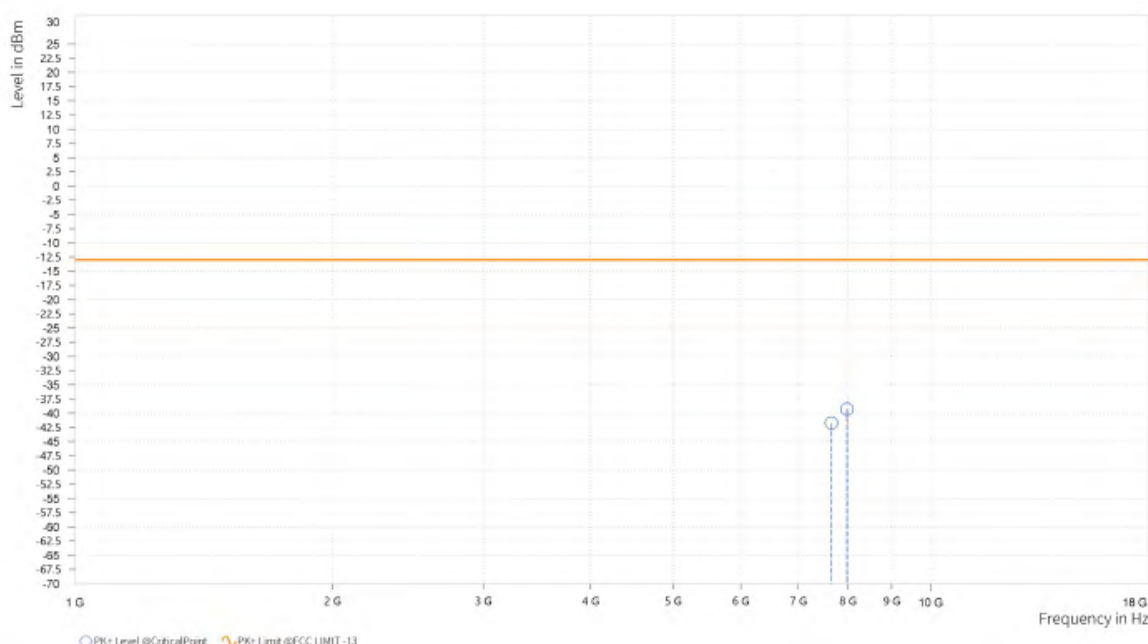




Test Report No.: W7L-P22110036RF12

MODE	TX channel 656000	FREQUENCY RANGE	Above 1000MHz
ENVIRONMENTAL CONDITIONS	23deg. C, 70%RH	INPUT POWER	AC 120V/60HZ
TESTED BY	Jace Hu		
ANTENNA POLARITY & TEST DISTANCE: VERTICAL AT 3 M			

Rg	Frequency [MHz]	PK+ Level [dBm]	PK+ Limit [dBm]	PK+ Margin [dB]	Correction [dB]	Polarization	Azimuth [deg]	Antenna Height [m]
5	7,651.000	-41.71	-13.00	28.71	32.50	V	359	2
5	7,983.500	-39.27	-13.00	26.27	33.31	V	0.9	2



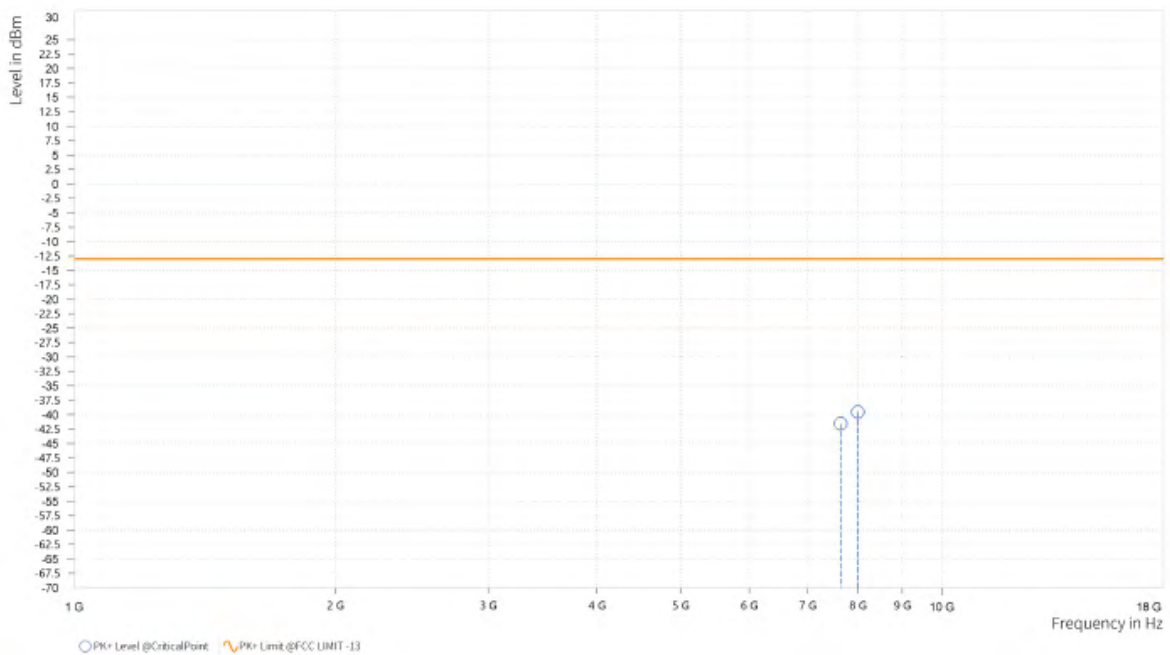


Test Report No.: W7L-P22110036RF12

CHANNEL BANDWIDTH: 40MHz / QPSK

MODE	TX channel 656000	FREQUENCY RANGE	Above 1000MHz
ENVIRONMENTAL CONDITIONS	23deg. C, 70%RH	INPUT POWER	AC 120V/60HZ
TESTED BY	Jace Hu		
ANTENNA POLARITY & TEST DISTANCE: HORIZONTAL AT 3 M			

Rg	Frequency [MHz]	PK+ Level [dBm]	PK+ Limit [dBm]	PK+ Margin [dB]	Correction [dB]	Polarization	Azimuth [deg]	Antenna Height [m]
5	7,643.500	-41.53	-13.00	28.53	32.37	H	359	1
5	7,999.000	-39.52	-13.00	26.52	33.15	H	1	2

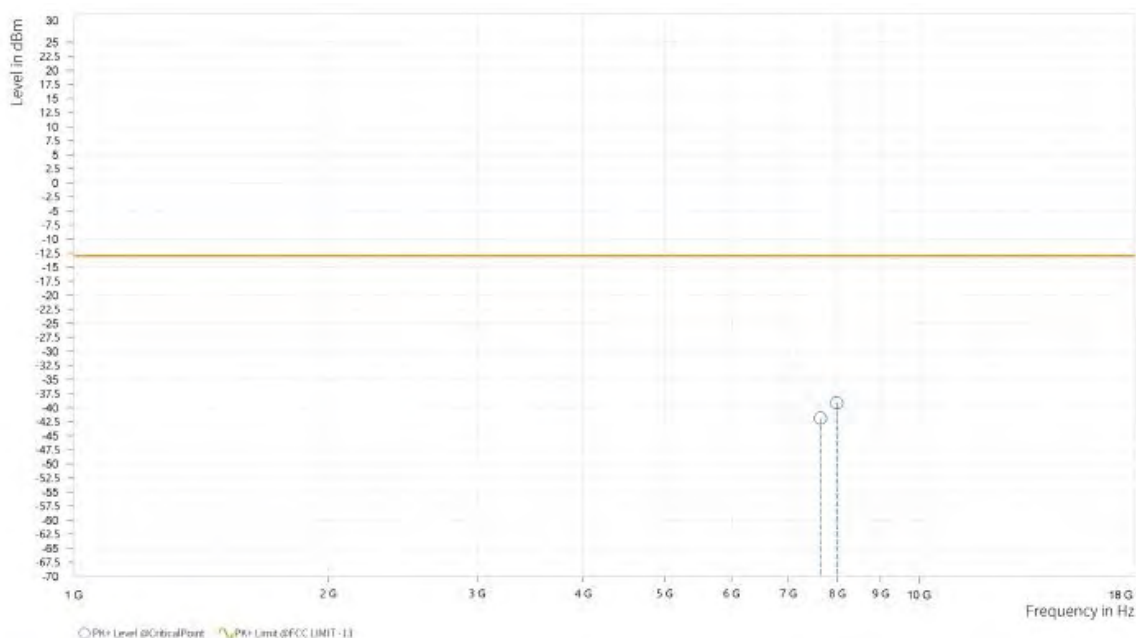




Test Report No.: W7L-P22110036RF12

MODE	TX channel 656000	FREQUENCY RANGE	Above 1000MHz
ENVIRONMENTAL CONDITIONS	23deg. C, 70%RH	INPUT POWER	AC 120V/60HZ
TESTED BY	Jace Hu		
ANTENNA POLARITY & TEST DISTANCE: VERTICAL AT 3 M			

Rg	Frequency [MHz]	PK+ Level [dBm]	PK+ Limit [dBm]	PK+ Margin [dB]	Correction [dB]	Polarization	Azimuth [deg]	Antenna Height [m]
5	7,641.000	-41.87	-13.00	28.87	32.43	V	1	2
5	7,986.500	-39.16	-13.00	26.16	33.32	V	277	1



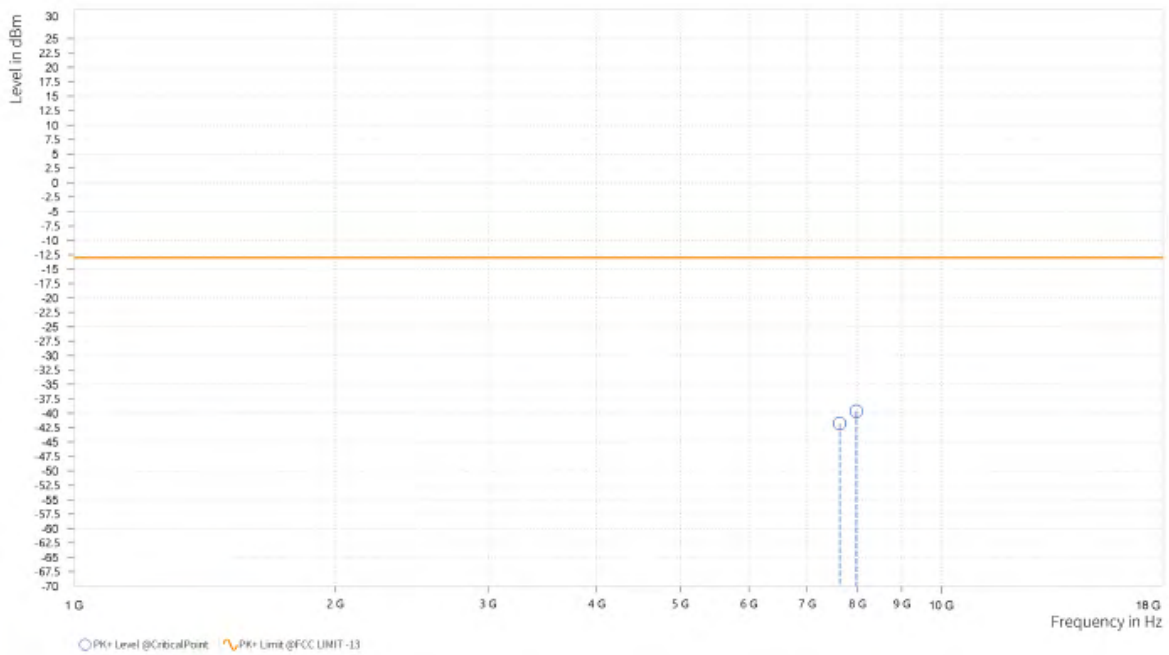


Test Report No.: W7L-P22110036RF12

CHANNEL BANDWIDTH: 50MHz / QPSK

MODE	TX channel 656000	FREQUENCY RANGE	Above 1000MHz
ENVIRONMENTAL CONDITIONS	23deg. C, 70%RH	INPUT POWER	AC 120V/60HZ
TESTED BY	Jace Hu		
ANTENNA POLARITY & TEST DISTANCE: HORIZONTAL AT 3 M			

Rg	Frequency [MHz]	PK+ Level [dBm]	PK+ Limit [dBm]	PK+ Margin [dB]	Correction [dB]	Polarization	Azimuth [deg]	Antenna Height [m]
5	7,631.500	-41.80	-13.00	28.80	32.31	H	80.6	2
5	7,975.500	-39.67	-13.00	26.67	32.99	H	80.6	2

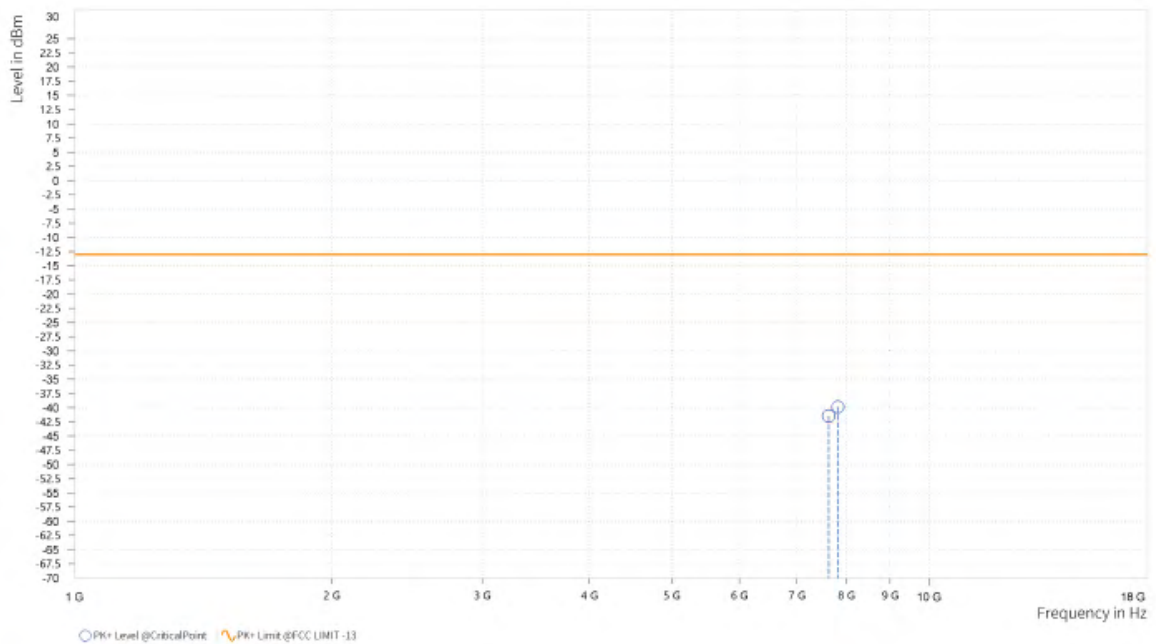




Test Report No.: W7L-P22110036RF12

MODE	TX channel 656000	FREQUENCY RANGE	Above 1000MHz
ENVIRONMENTAL CONDITIONS	23deg. C, 70%RH	INPUT POWER	AC 120V/60HZ
TESTED BY	Jace Hu		
ANTENNA POLARITY & TEST DISTANCE: VERTICAL AT 3 M			

Rg	Frequency [MHz]	PK+ Level [dBm]	PK+ Limit [dBm]	PK+ Margin [dB]	Correction [dB]	Polarization	Azimuth [deg]	Antenna Height [m]
5	7,630.000	-41.47	-13.00	28.47	32.36	V	18.5	2
5	7,820.500	-39.87	-13.00	26.87	33.07	V	1	1



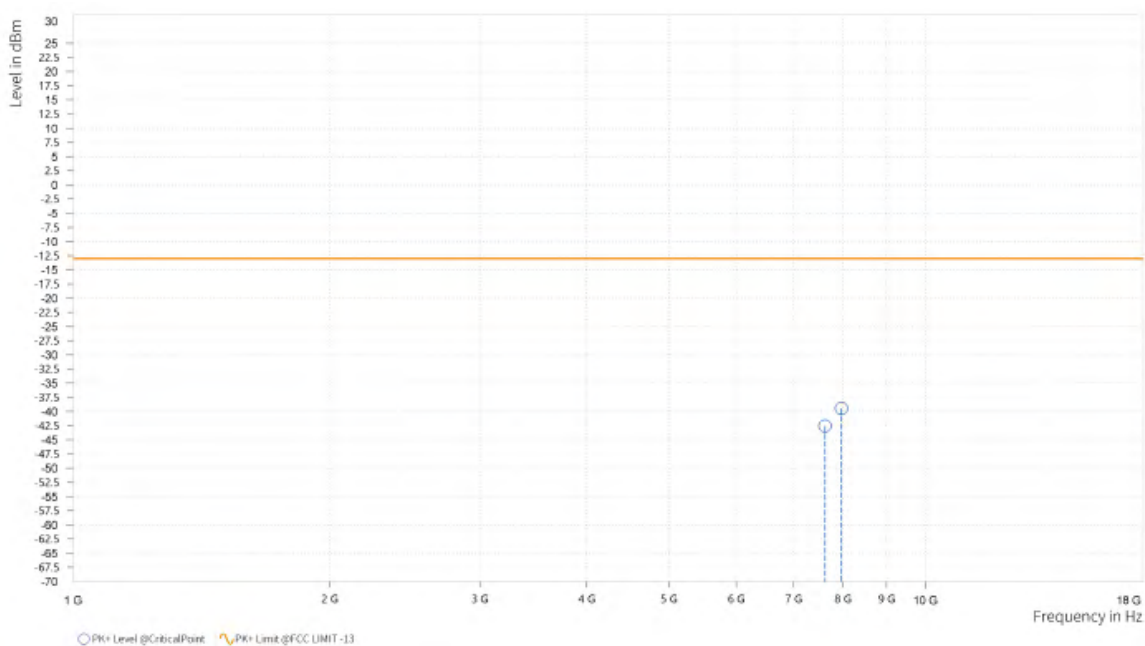


Test Report No.: W7L-P22110036RF12

CHANNEL BANDWIDTH: 60MHz / QPSK

MODE	TX channel 656000	FREQUENCY RANGE	Above 1000MHz
ENVIRONMENTAL CONDITIONS	23deg. C, 70%RH	INPUT POWER	AC 120V/60HZ
TESTED BY	Jace Hu		
ANTENNA POLARITY & TEST DISTANCE: HORIZONTAL AT 3 M			

Rg	Frequency [MHz]	PK+ Level [dBm]	PK+ Limit [dBm]	PK+ Margin [dB]	Correction [dB]	Polarization	Azimuth [deg]	Antenna Height [m]
5	7,622.000	-42.56	-13.00	29.56	32.25	H	359	1
5	7,966.000	-39.45	-13.00	26.45	32.97	H	279.4	1

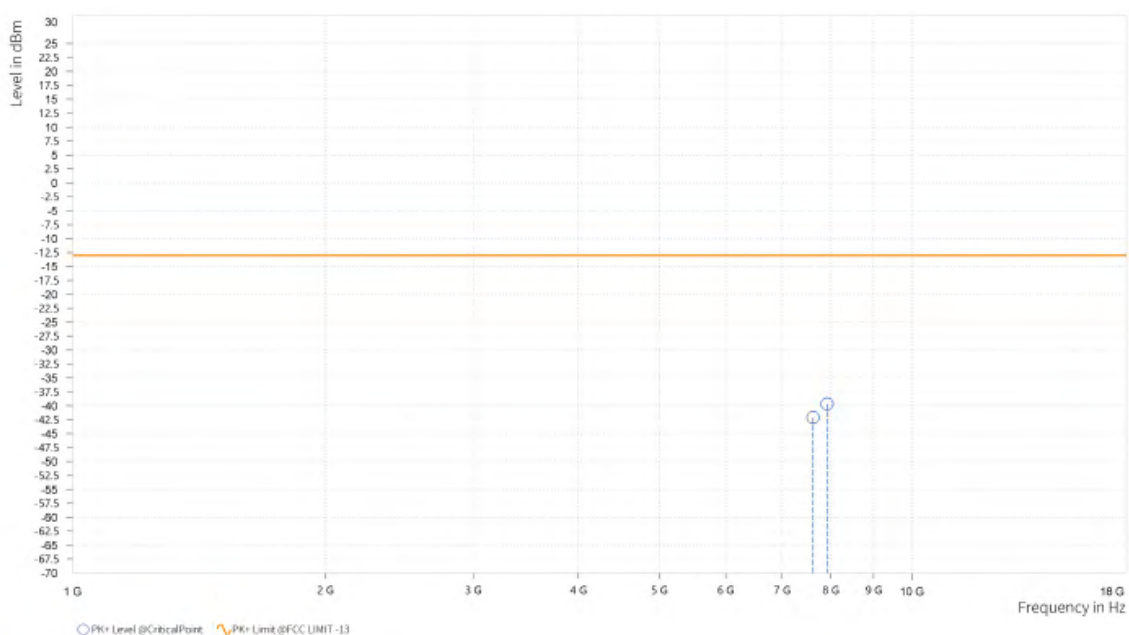




Test Report No.: W7L-P22110036RF12

MODE	TX channel 656000	FREQUENCY RANGE	Above 1000MHz
ENVIRONMENTAL CONDITIONS	23deg. C, 70%RH	INPUT POWER	AC 120V/60HZ
TESTED BY	Jace Hu		
ANTENNA POLARITY & TEST DISTANCE: VERTICAL AT 3 M			

Rg	Frequency [MHz]	PK+ Level [dBm]	PK+ Limit [dBm]	PK+ Margin [dB]	Correction [dB]	Polarization	Azimuth [deg]	Antenna Height [m]
5	7,621.500	-42.09	-13.00	29.09	32.30	V	1	1
5	7,922.500	-39.64	-13.00	26.64	33.13	V	79.4	2





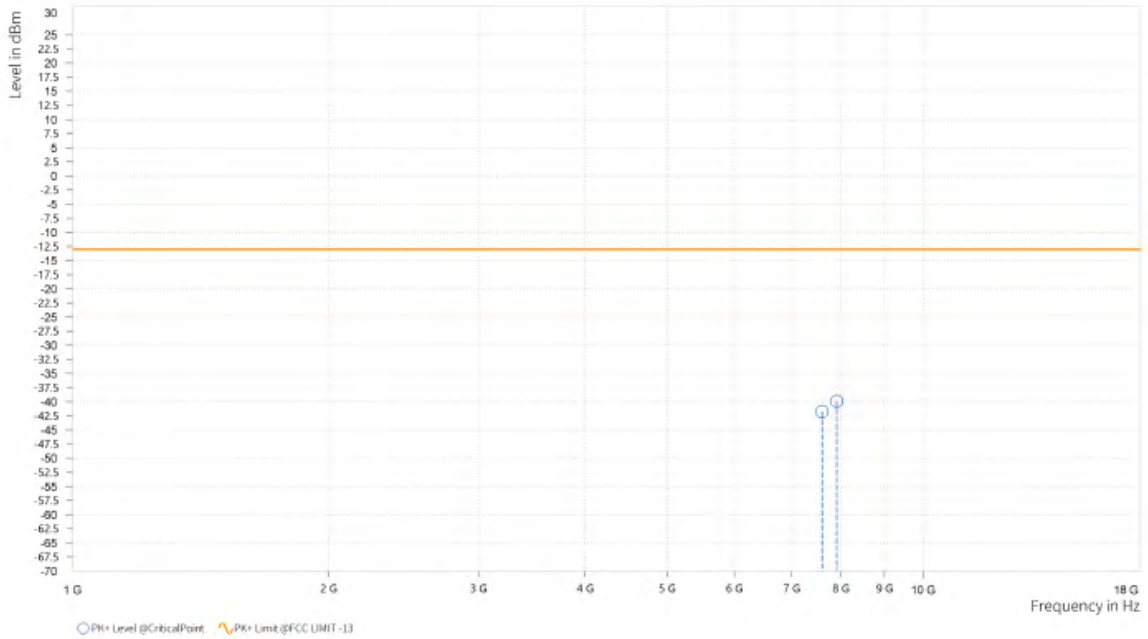
BUREAU VERITAS

Test Report No.: W7L-P22110036RF12

CHANNEL BANDWIDTH: 80MHz / QPSK

MODE	TX channel 656000	FREQUENCY RANGE	Above 1000MHz
ENVIRONMENTAL CONDITIONS	23deg. C, 70%RH	INPUT POWER	AC 120V/60HZ
TESTED BY	Jace Hu		
ANTENNA POLARITY & TEST DISTANCE: HORIZONTAL AT 3 M			

Rg	Frequency [MHz]	PK+ Level [dBm]	PK+ Limit [dBm]	PK+ Margin [dB]	Correction [dB]	Polarization	Azimuth [deg]	Antenna Height [m]
5	7,602.500	-41.76	-13.00	28.76	32.18	H	279.4	1
5	7,913.000	-39.92	-13.00	26.92	33.01	H	359	1

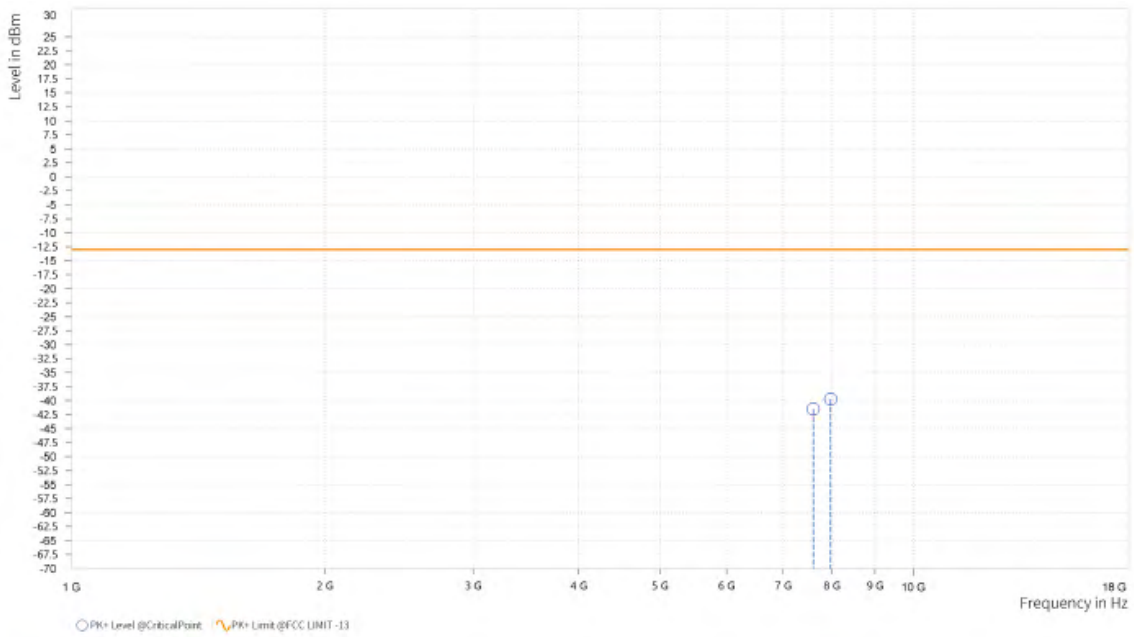




Test Report No.: W7L-P22110036RF12

MODE	TX channel 656000	FREQUENCY RANGE	Above 1000MHz
ENVIRONMENTAL CONDITIONS	23deg. C, 70%RH	INPUT POWER	AC 120V/60HZ
TESTED BY	Jace Hu		
ANTENNA POLARITY & TEST DISTANCE: VERTICAL AT 3 M			

Rg	Frequency [MHz]	PK+ Level [dBm]	PK+ Limit [dBm]	PK+ Margin [dB]	Correction [dB]	Polarization	Azimuth [deg]	Antenna Height [m]
5	7,602.500	-41.49	-13.00	28.49	32.22	V	359	2
5	7,972.000	-39.75	-13.00	26.75	33.28	V	79.5	2





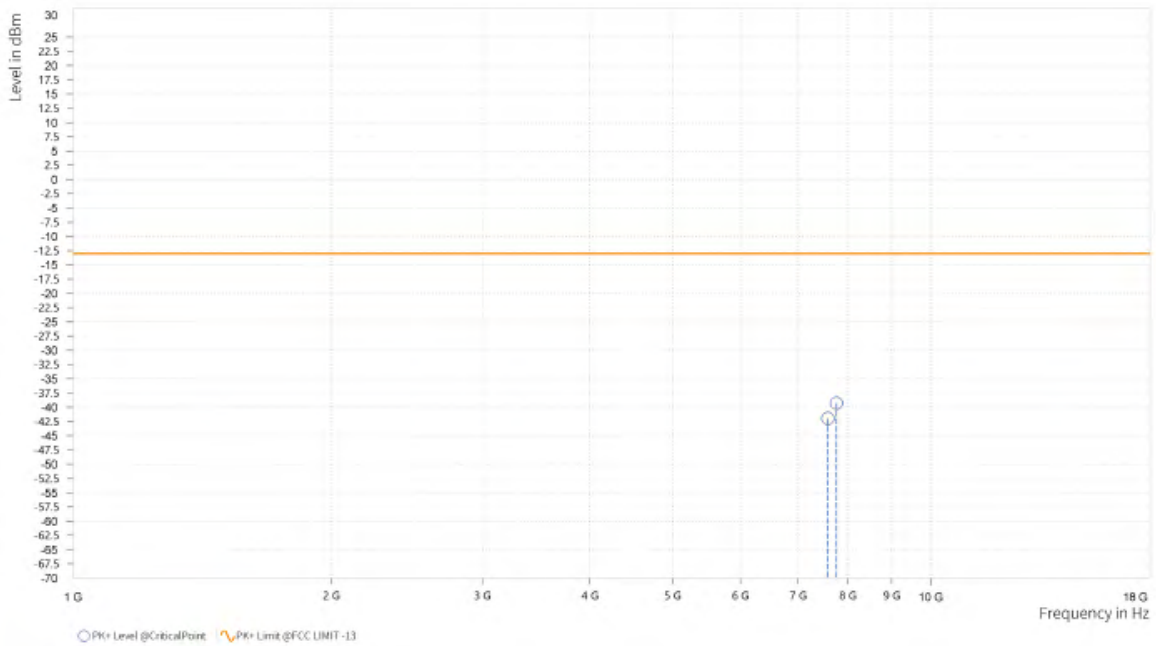
BUREAU VERITAS

Test Report No.: W7L-P22110036RF12

CHANNEL BANDWIDTH: 100MHz / QPSK

MODE	TX channel 656000	FREQUENCY RANGE	Above 1000MHz
ENVIRONMENTAL CONDITIONS	23deg. C, 70%RH	INPUT POWER	AC 120V/60HZ
TESTED BY	Jace Hu		
ANTENNA POLARITY & TEST DISTANCE: HORIZONTAL AT 3 M			

Rg	Frequency [MHz]	PK+ Level [dBm]	PK+ Limit [dBm]	PK+ Margin [dB]	Correction [dB]	Polarization	Azimuth [deg]	Antenna Height [m]
5	7,582.000	-41.96	-13.00	28.96	32.16	H	78.3	2
5	7,761.500	-39.29	-13.00	26.29	32.83	H	359	2

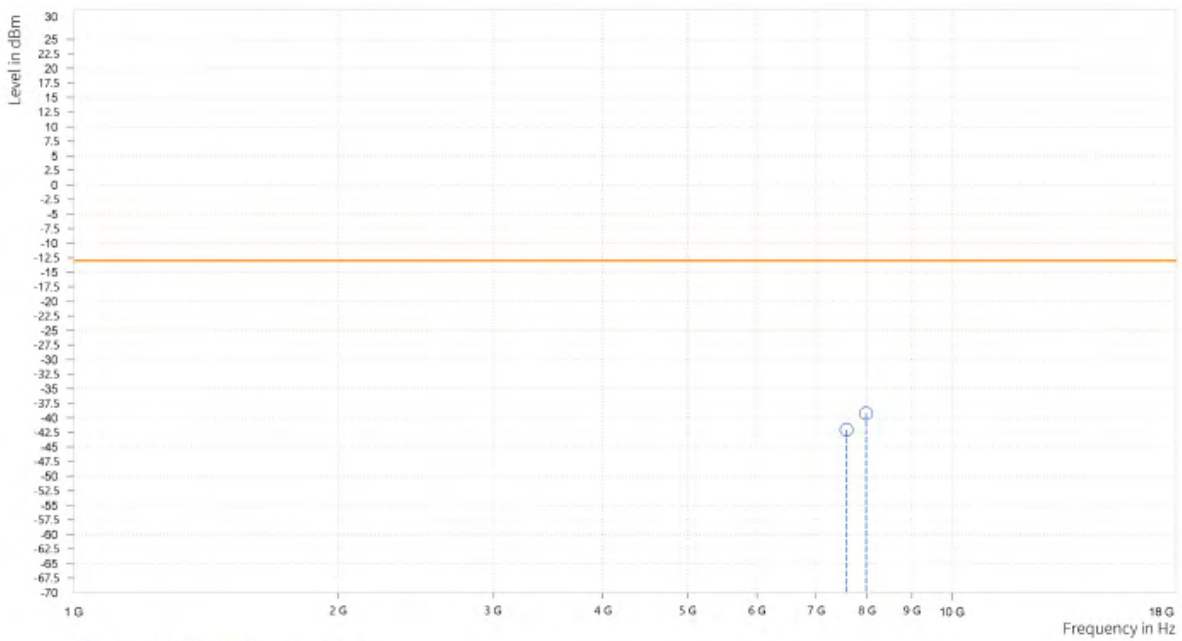




Test Report No.: W7L-P22110036RF12

MODE	TX channel 656000	FREQUENCY RANGE	Above 1000MHz
ENVIRONMENTAL CONDITIONS	23deg. C, 70%RH	INPUT POWER	AC 120V/60HZ
TESTED BY	Jace Hu		
ANTENNA POLARITY & TEST DISTANCE: VERTICAL AT 3 M			

Rg	Frequency [MHz]	PK+ Level [dBm]	PK+ Limit [dBm]	PK+ Margin [dB]	Correction [dB]	Polarization	Azimuth [deg]	Antenna Height [m]
5	7,582.500	-42.07	-13.00	29.07	32.18	V	359	2
5	7,982.500	-39.23	-13.00	26.23	33.31	V	1	1





BUREAU VERITAS

Test Report No.: W7L-P22110036RF12

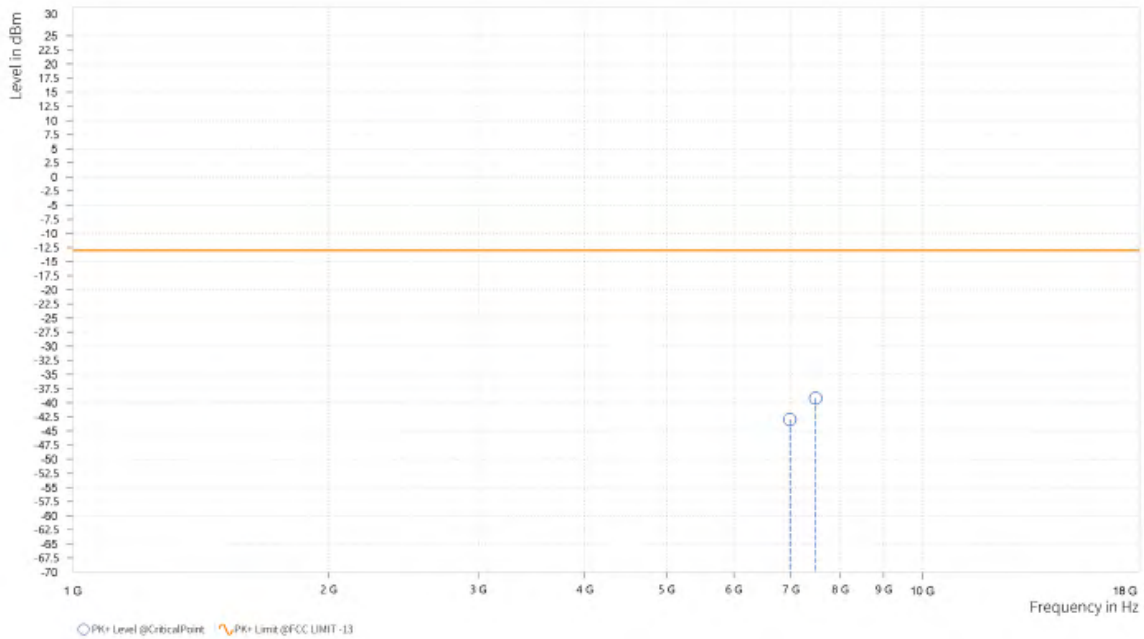
N78 (Part 27Q): SRS-1 (ANT 7)

Note: For frequency above 18GHz, the emission was tested 20db below the limit so the data not recorded in the sheet.

CHANNEL BANDWIDTH: 20MHz / QPSK

MODE	TX channel 633334	FREQUENCY RANGE	Above 1000MHz
ENVIRONMENTAL CONDITIONS	23deg. C, 70%RH	INPUT POWER	AC 120V/60HZ
TESTED BY	Jace Hu		
ANTENNA POLARITY & TEST DISTANCE: HORIZONTAL AT 3 M			

Rg	Frequency [MHz]	PK+ Level [dBm]	PK+ Limit [dBm]	PK+ Margin [dB]	Correction [dB]	Polarization	Azimuth [deg]	Antenna Height [m]
5	6,982.000	-42.99	-13.00	29.99	30.22	H	359	2
5	7,485.500	-39.20	-13.00	26.20	31.76	H	1	2

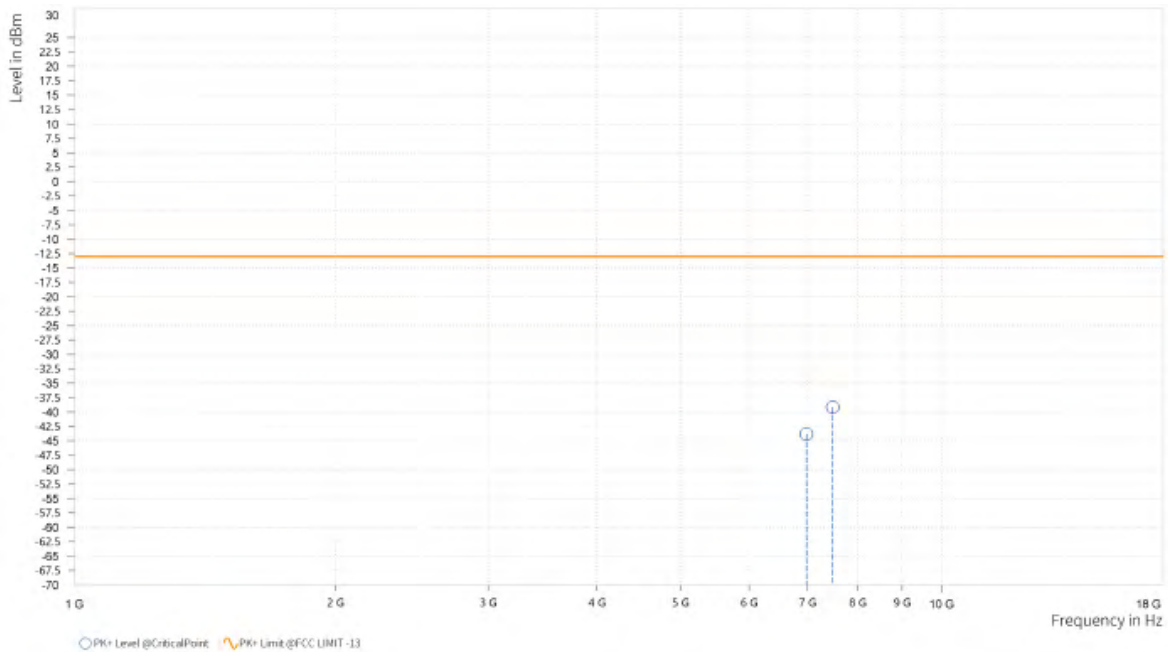




Test Report No.: W7L-P22110036RF12

MODE	TX channel 633334	FREQUENCY RANGE	Above 1000MHz
ENVIRONMENTAL CONDITIONS	23deg. C, 70%RH	INPUT POWER	AC 120V/60HZ
TESTED BY	Jace Hu		
ANTENNA POLARITY & TEST DISTANCE: VERTICAL AT 3 M			

Rg	Frequency [MHz]	PK+ Level [dBm]	PK+ Limit [dBm]	PK+ Margin [dB]	Correction [dB]	Polarization	Azimuth [deg]	Antenna Height [m]
5	6,982.500	-43.83	-13.00	30.83	30.34	V	359	1
5	7,486.500	-39.15	-13.00	26.15	31.83	V	281.8	1



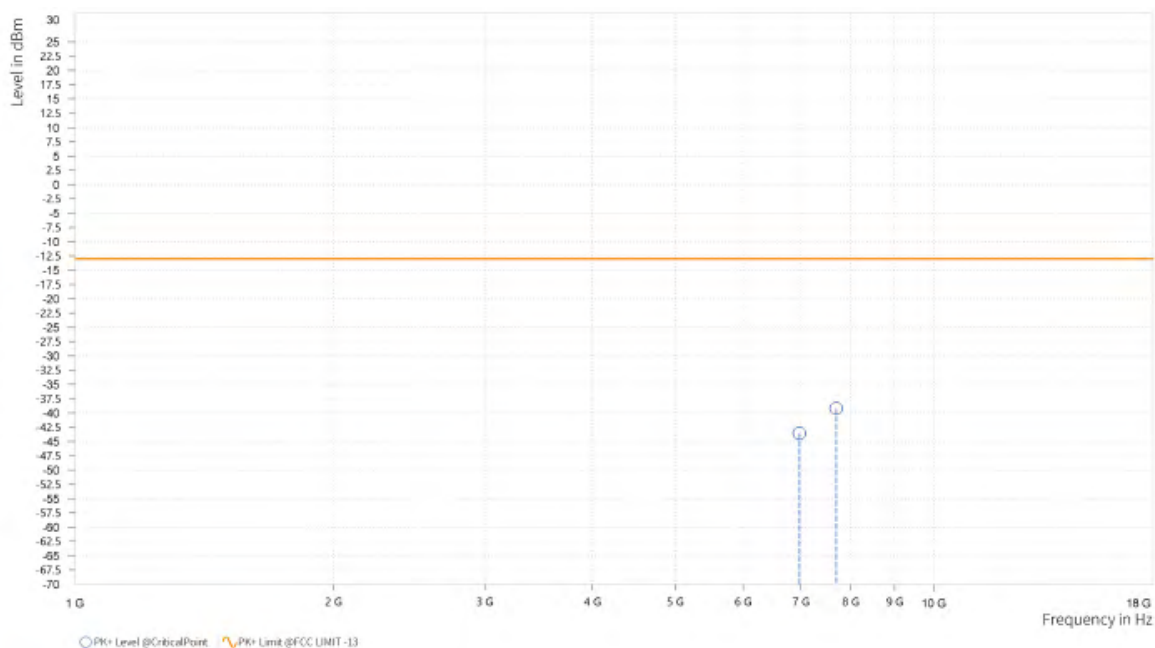


Test Report No.: W7L-P22110036RF12

CHANNEL BANDWIDTH: 30MHz / QPSK

MODE	TX channel 633334	FREQUENCY RANGE	Above 1000MHz
ENVIRONMENTAL CONDITIONS	23deg. C, 70%RH	INPUT POWER	AC 120V/60HZ
TESTED BY	Jace Hu		
ANTENNA POLARITY & TEST DISTANCE: HORIZONTAL AT 3 M			

Rg	Frequency [MHz]	PK+ Level [dBm]	PK+ Limit [dBm]	PK+ Margin [dB]	Correction [dB]	Polarization	Azimuth [deg]	Antenna Height [m]
5	6,972.000	-43.55	-13.00	30.55	30.19	H	359	2
5	7,698.500	-39.20	-13.00	26.20	32.73	H	359	1

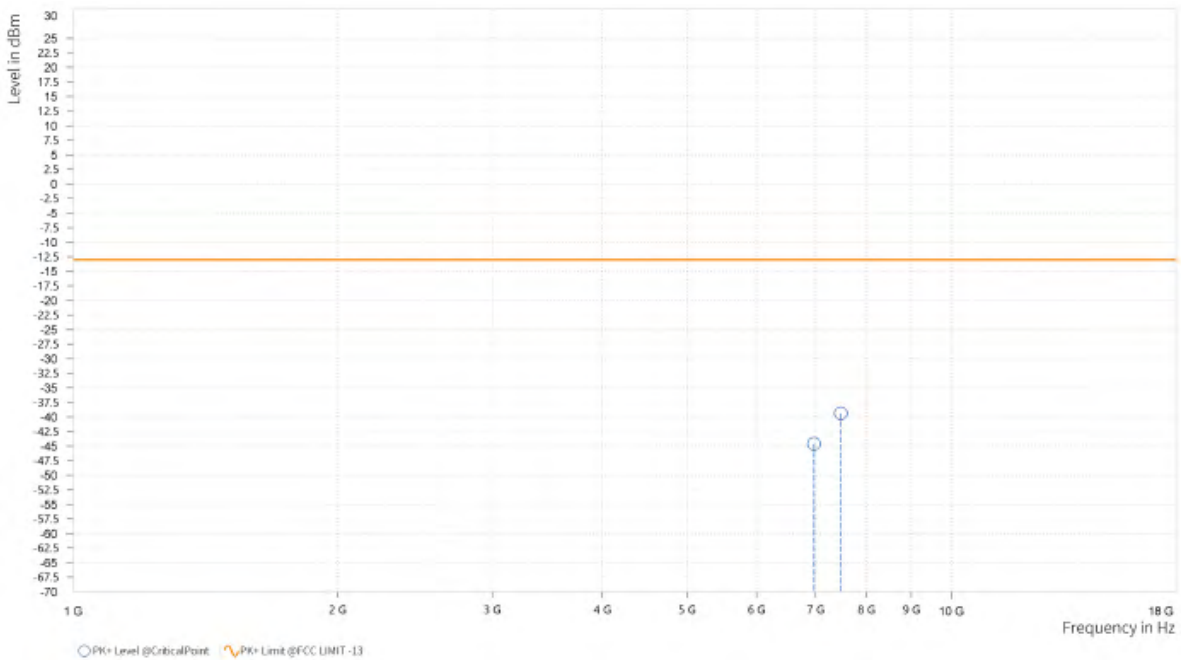




Test Report No.: W7L-P22110036RF12

MODE	TX channel 633334	FREQUENCY RANGE	Above 1000MHz
ENVIRONMENTAL CONDITIONS	23deg. C, 70%RH	INPUT POWER	AC 120V/60HZ
TESTED BY	Jace Hu		
ANTENNA POLARITY & TEST DISTANCE: VERTICAL AT 3 M			

Rg	Frequency [MHz]	PK+ Level [dBm]	PK+ Limit [dBm]	PK+ Margin [dB]	Correction [dB]	Polarization	Azimuth [deg]	Antenna Height [m]
5	6,972.000	-44.59	-13.00	31.59	30.33	V	281.8	1
5	7,480.500	-39.35	-13.00	26.35	31.81	V	359.1	1



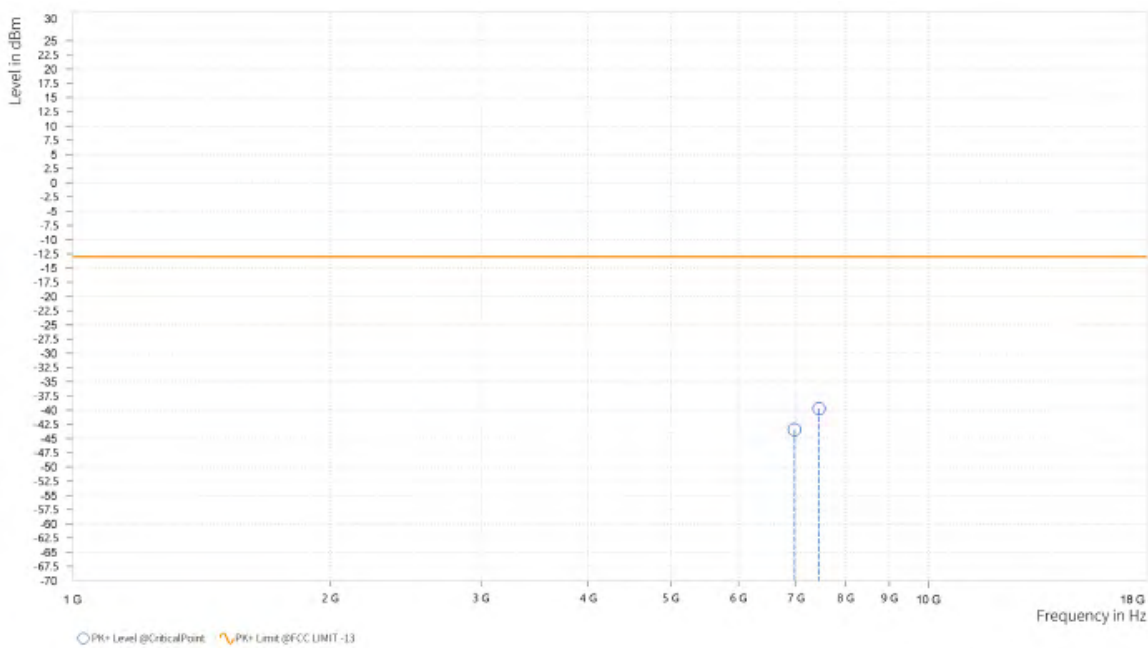


Test Report No.: W7L-P22110036RF12

CHANNEL BANDWIDTH: 40MHz / QPSK

MODE	TX channel 633334	FREQUENCY RANGE	Above 1000MHz
ENVIRONMENTAL CONDITIONS	23deg. C, 70%RH	INPUT POWER	AC 120V/60HZ
TESTED BY	Jace Hu		
ANTENNA POLARITY & TEST DISTANCE: HORIZONTAL AT 3 M			

Rg	Frequency [MHz]	PK+ Level [dBm]	PK+ Limit [dBm]	PK+ Margin [dB]	Correction [dB]	Polarization	Azimuth [deg]	Antenna Height [m]
5	6,972.000	-43.42	-13.00	30.42	30.19	H	359	2
5	7,447.000	-39.76	-13.00	26.76	31.61	H	1	1



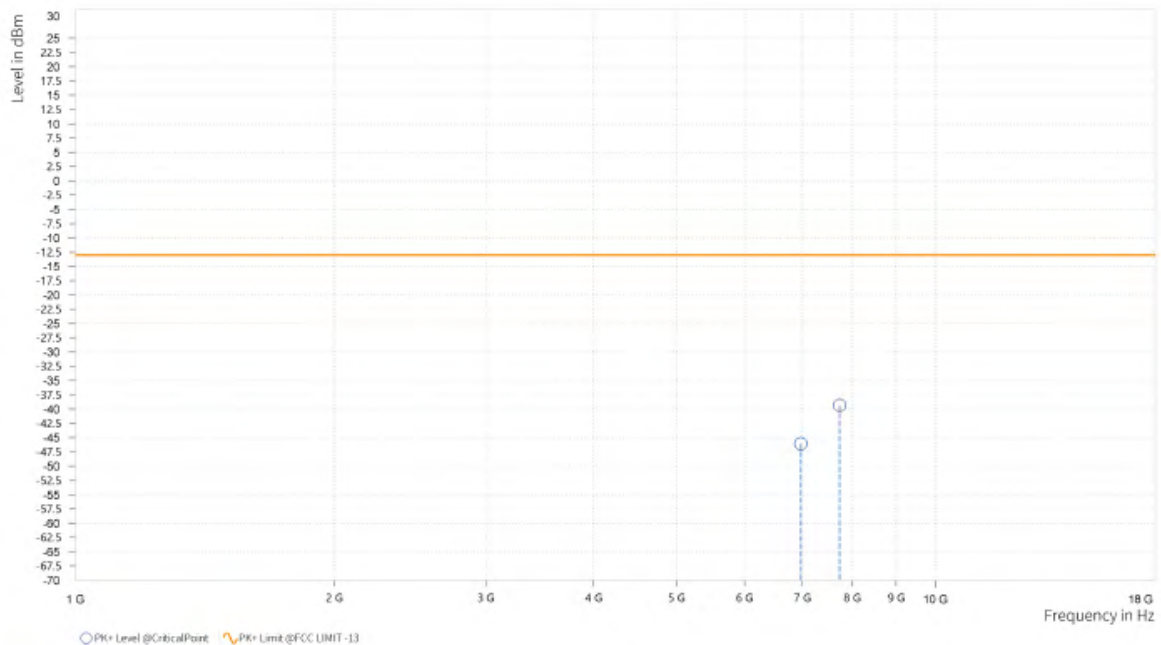


BUREAU VERITAS

Test Report No.: W7L-P22110036RF12

MODE	TX channel 633334	FREQUENCY RANGE	Above 1000MHz
ENVIRONMENTAL CONDITIONS	23deg. C, 70%RH	INPUT POWER	AC 120V/60HZ
TESTED BY	Jace Hu		
ANTENNA POLARITY & TEST DISTANCE: VERTICAL AT 3 M			

Rg	Frequency [MHz]	PK+ Level [dBm]	PK+ Limit [dBm]	PK+ Margin [dB]	Correction [dB]	Polarization	Azimuth [deg]	Antenna Height [m]
5	6,973.000	-46.08	-13.00	33.08	30.33	V	322.2	1
5	7,733.500	-39.33	-13.00	26.33	33.02	V	1	1





Test Report No.: W7L-P22110036RF12

CHANNEL BANDWIDTH: 50MHz / QPSK

MODE	TX channel 633334	FREQUENCY RANGE	Above 1000MHz
ENVIRONMENTAL CONDITIONS	23deg. C, 70%RH	INPUT POWER	AC 120V/60HZ
TESTED BY	Jace Hu		
ANTENNA POLARITY & TEST DISTANCE: HORIZONTAL AT 3 M			

Rg	Frequency [MHz]	PK+ Level [dBm]	PK+ Limit [dBm]	PK+ Margin [dB]	Correction [dB]	Polarization	Azimuth [deg]	Antenna Height [m]
5	6,952.500	-43.74	-13.00	30.74	30.23	H	321.1	1
5	7,420.500	-39.55	-13.00	26.55	31.58	H	79.5	2

