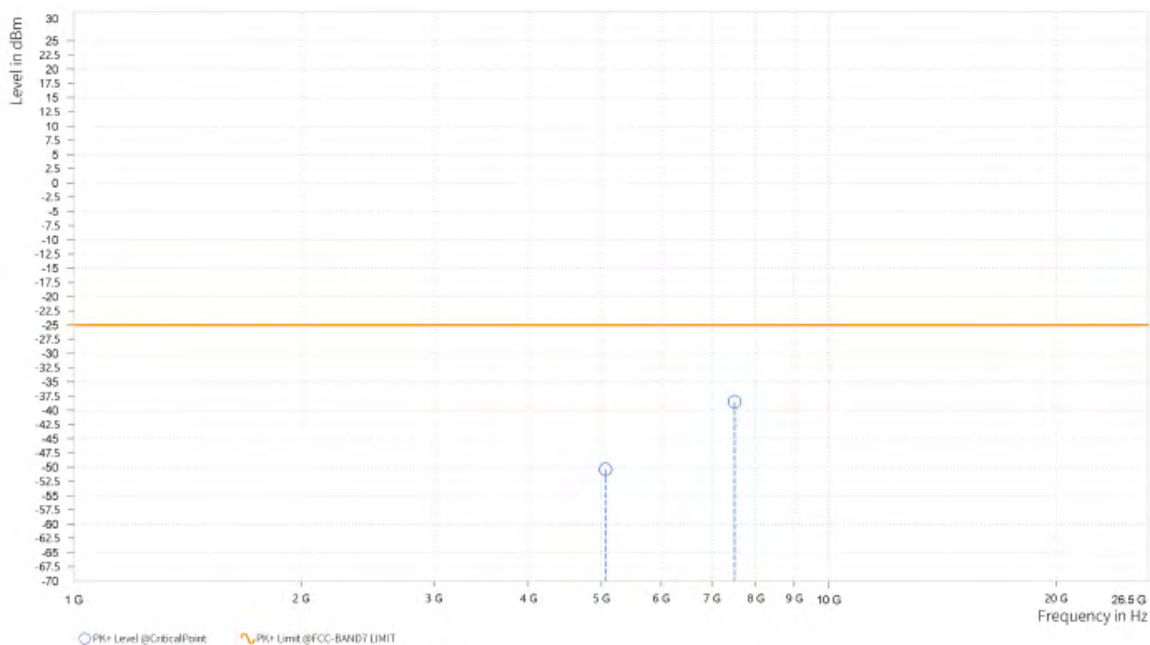




Test Report No.: W7L-P22110036RF12

MODE	TX channel 507000	FREQUENCY RANGE	Above 1000MHz
ENVIRONMENTAL CONDITIONS	23deg. C, 70%RH	INPUT POWER	AC 120V/60HZ
TESTED BY	Jace Hu		
ANTENNA POLARITY & TEST DISTANCE: VERTICAL AT 3 M			

Rg	Frequency [MHz]	PK+ Level [dBm]	PK+ Limit [dBm]	PK+ Margin [dB]	Correction [dB]	Polarization	Azimuth [deg]	Antenna Height [m]
4	5,060.500	-50.42	-25.00	25.42	25.59	V	1	1
5	7,502.000	-38.48	-25.00	13.48	31.91	V	285.2	1





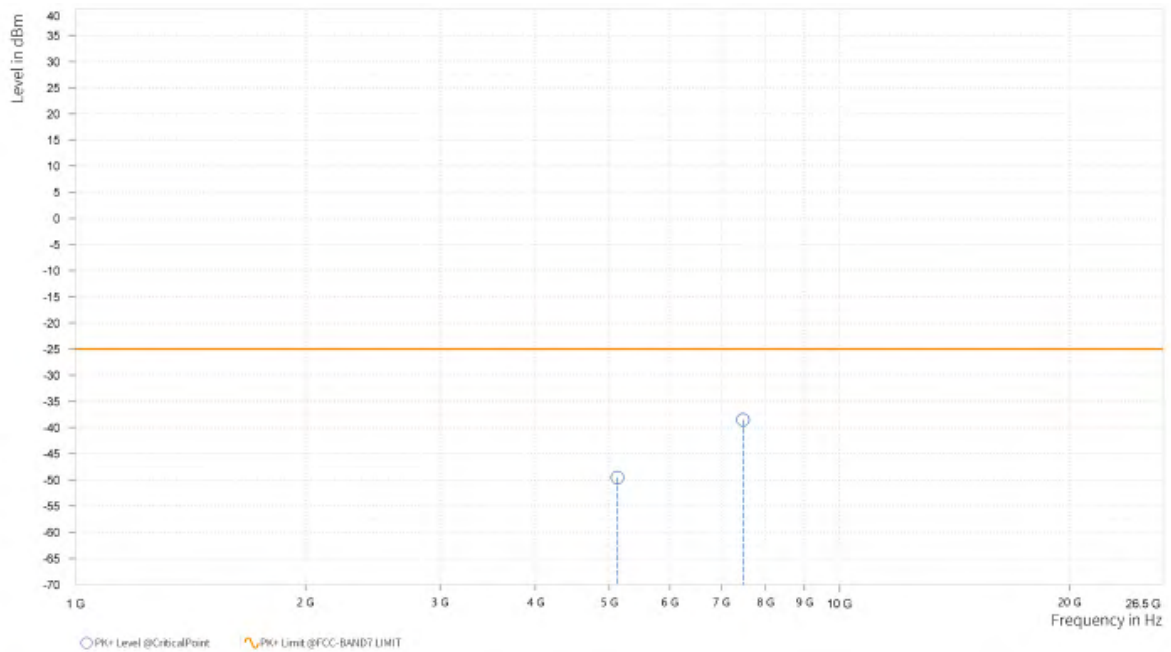
BUREAU
VERITAS

Test Report No.: W7L-P22110036RF12

CH 513000:

MODE	TX channel 513000	FREQUENCY RANGE	Above 1000MHz
ENVIRONMENTAL CONDITIONS	23deg. C, 70%RH	INPUT POWER	AC 120V/60HZ
TESTED BY	Jace Hu		
ANTENNA POLARITY & TEST DISTANCE: HORIZONTAL AT 3 M			

Rg	Frequency [MHz]	PK+ Level [dBm]	PK+ Limit [dBm]	PK+ Margin [dB]	Correction [dB]	Polarization	Azimuth [deg]	Antenna Height [m]
4	5,121.000	-49.53	-25.00	24.53	26.18	H	359.1	1
5	7,474.500	-38.50	-25.00	13.50	31.69	H	359	2

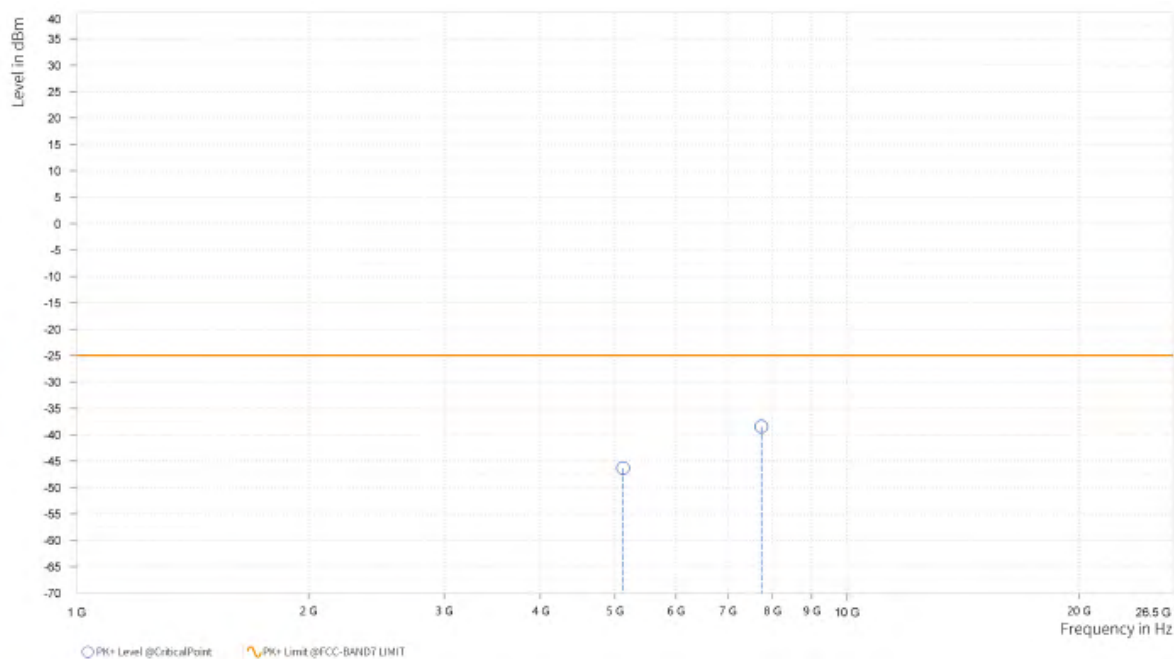




Test Report No.: W7L-P22110036RF12

MODE	TX channel 513000	FREQUENCY RANGE	Above 1000MHz
ENVIRONMENTAL CONDITIONS	23deg. C, 70%RH	INPUT POWER	AC 120V/60HZ
TESTED BY	Jace Hu		
ANTENNA POLARITY & TEST DISTANCE: VERTICAL AT 3 M			

Rg	Frequency [MHz]	PK+ Level [dBm]	PK+ Limit [dBm]	PK+ Margin [dB]	Correction [dB]	Polarization	Azimuth [deg]	Antenna Height [m]
4	5,121.000	-46.32	-25.00	21.32	26.22	V	359	2
5	7,740.000	-38.48	-25.00	13.48	33.04	V	359	2





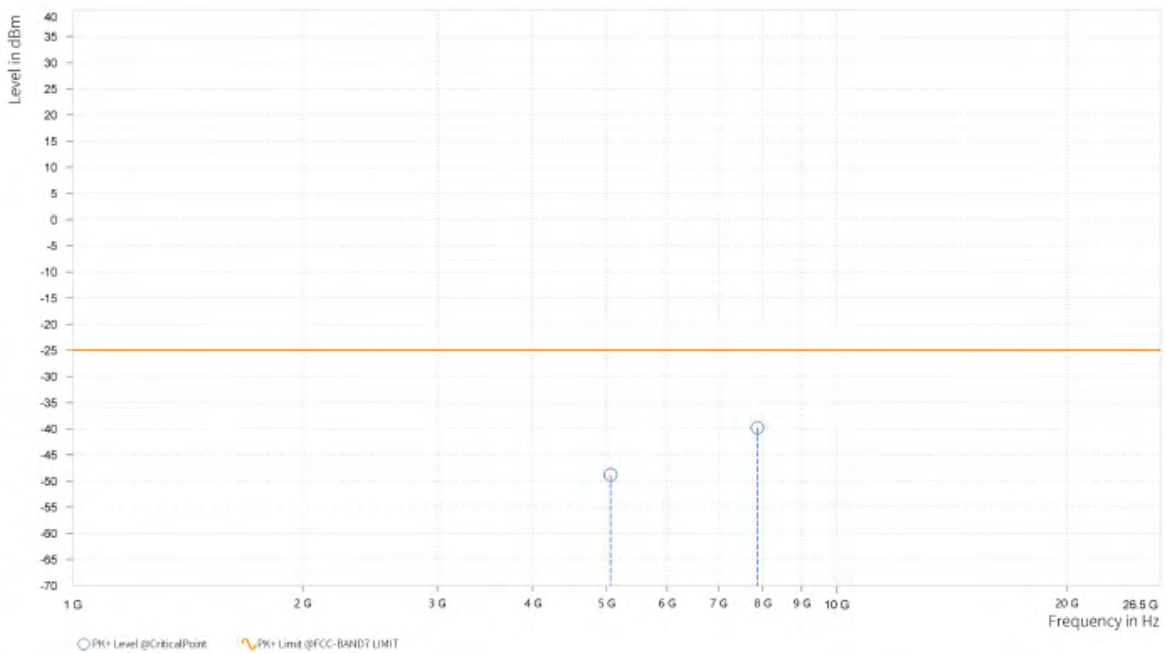
BUREAU VERITAS

Test Report No.: W7L-P22110036RF12

CHANNEL BANDWIDTH: 15MHz / QPSK

MODE	TX channel 507000	FREQUENCY RANGE	Above 1000MHz
ENVIRONMENTAL CONDITIONS	23deg. C, 70%RH	INPUT POWER	AC 120V/60HZ
TESTED BY	Jace Hu		
ANTENNA POLARITY & TEST DISTANCE: HORIZONTAL AT 3 M			

Rg	Frequency [MHz]	PK+ Level [dBm]	PK+ Limit [dBm]	PK+ Margin [dB]	Correction [dB]	Polarization	Azimuth [deg]	Antenna Height [m]
4	5,055.500	-48.80	-25.00	23.80	25.68	H	359	1
5	7,871.500	-39.79	-25.00	14.79	33.00	H	358.2	1

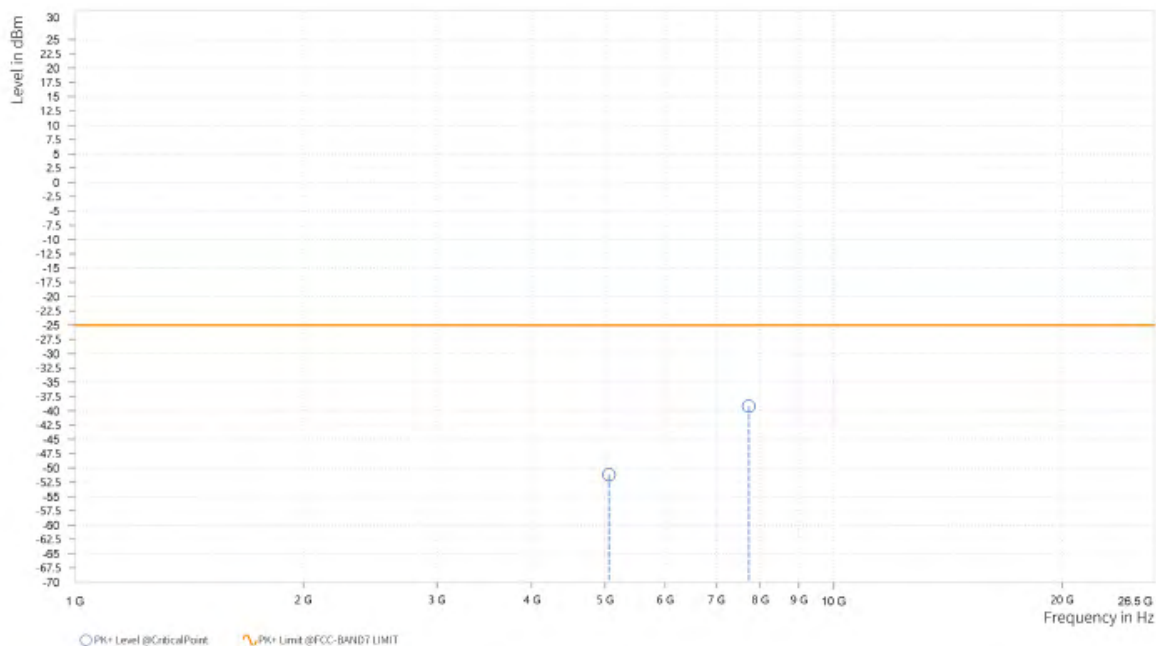




Test Report No.: W7L-P22110036RF12

MODE	TX channel 507000	FREQUENCY RANGE	Above 1000MHz
ENVIRONMENTAL CONDITIONS	23deg. C, 70%RH	INPUT POWER	AC 120V/60HZ
TESTED BY	Jace Hu		
ANTENNA POLARITY & TEST DISTANCE: VERTICAL AT 3 M			

Rg	Frequency [MHz]	PK+ Level [dBm]	PK+ Limit [dBm]	PK+ Margin [dB]	Correction [dB]	Polarization	Azimuth [deg]	Antenna Height [m]
4	5,056.000	-51.20	-25.00	26.20	25.55	V	159.6	2
5	7,728.500	-39.20	-25.00	14.20	33.00	V	1	1





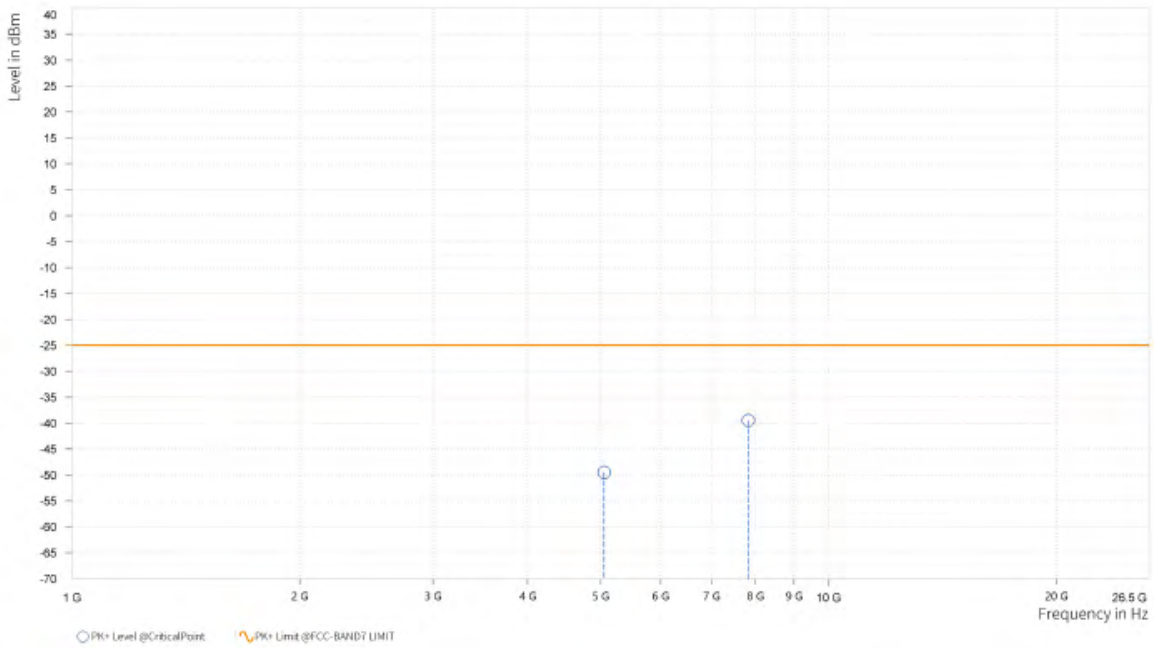
BUREAU
VERITAS

Test Report No.: W7L-P22110036RF12

CHANNEL BANDWIDTH: 20MHz / QPSK

MODE	TX channel 507000	FREQUENCY RANGE	Above 1000MHz
ENVIRONMENTAL CONDITIONS	23deg. C, 70%RH	INPUT POWER	AC 120V/60HZ
TESTED BY	Jace Hu		
ANTENNA POLARITY & TEST DISTANCE: HORIZONTAL AT 3 M			

Rg	Frequency [MHz]	PK+ Level [dBm]	PK+ Limit [dBm]	PK+ Margin [dB]	Correction [dB]	Polarization	Azimuth [deg]	Antenna Height [m]
4	5,051.000	-49.49	-25.00	24.49	25.67	H	359	1
5	7,832.000	-39.50	-25.00	14.50	32.96	H	1	2

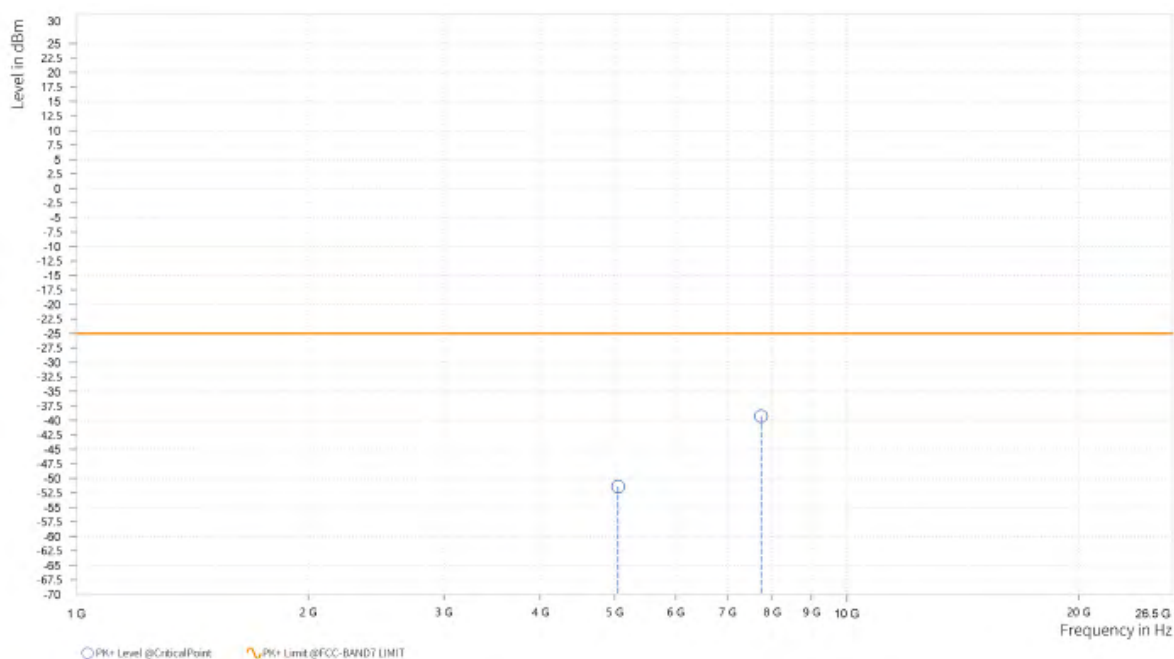




Test Report No.: W7L-P22110036RF12

MODE	TX channel 507000	FREQUENCY RANGE	Above 1000MHz
ENVIRONMENTAL CONDITIONS	23deg. C, 70%RH	INPUT POWER	AC 120V/60HZ
TESTED BY	Jace Hu		
ANTENNA POLARITY & TEST DISTANCE: VERTICAL AT 3 M			

Rg	Frequency [MHz]	PK+ Level [dBm]	PK+ Limit [dBm]	PK+ Margin [dB]	Correction [dB]	Polarization	Azimuth [deg]	Antenna Height [m]
4	5,051.000	-51.40	-25.00	26.40	25.51	V	189.7	1
5	7,738.000	-39.28	-25.00	14.28	33.04	V	275.8	1





Test Report No.: W7L-P22110036RF12

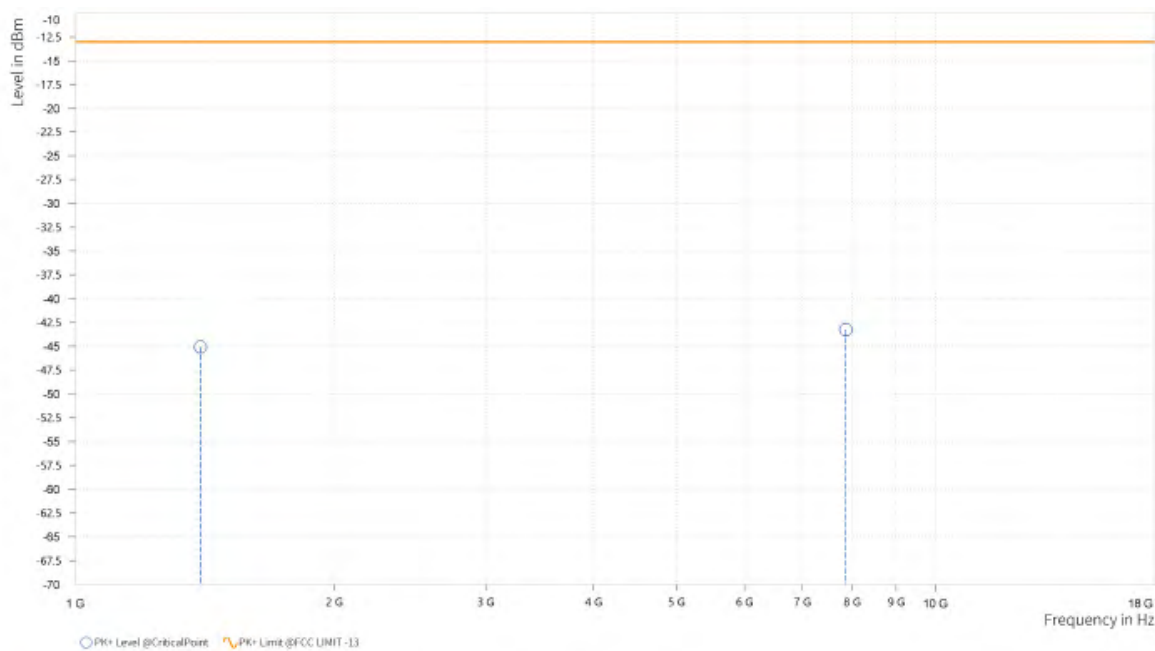
N12

CHANNEL BANDWIDTH: 5MHz / QPSK

CH 140300:

MODE	TX channel 140300	FREQUENCY RANGE	Above 1000MHz
ENVIRONMENTAL CONDITIONS	23deg. C, 70%RH	INPUT POWER	AC 120V/60HZ
TESTED BY	Jace Hu		
ANTENNA POLARITY & TEST DISTANCE: HORIZONTAL AT 3 M			

Rg	Frequency [MHz]	PK+ Level [dBm]	PK+ Limit [dBm]	PK+ Margin [dB]	Correction [dB]	Polarization	Azimuth [deg]	Antenna Height [m]
2	1,398.500	-45.07	-13.00	32.07	12.77	H	297	2
5	7,867.500	-43.25	-13.00	30.25	32.99	H	359.1	1

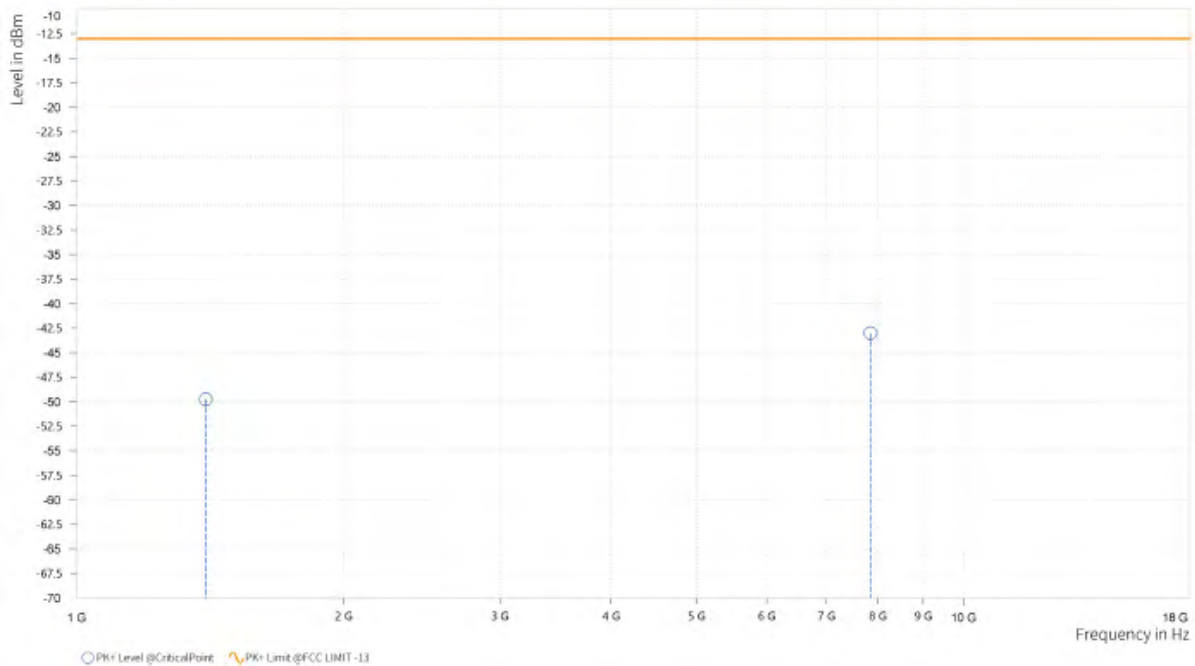




Test Report No.: W7L-P22110036RF12

MODE	TX channel 140300	FREQUENCY RANGE	Above 1000MHz
ENVIRONMENTAL CONDITIONS	23deg. C, 70%RH	INPUT POWER	AC 120V/60HZ
TESTED BY	Jace Hu		
ANTENNA POLARITY & TEST DISTANCE: VERTICAL AT 3 M			

Rg	Frequency [MHz]	PK+ Level [dBm]	PK+ Limit [dBm]	PK+ Margin [dB]	Correction [dB]	Polarization	Azimuth [deg]	Antenna Height [m]
2	1,398.500	-49.76	-13.00	36.76	12.89	V	61.8	1
5	7,850.000	-43.00	-13.00	30.00	33.06	V	1	2





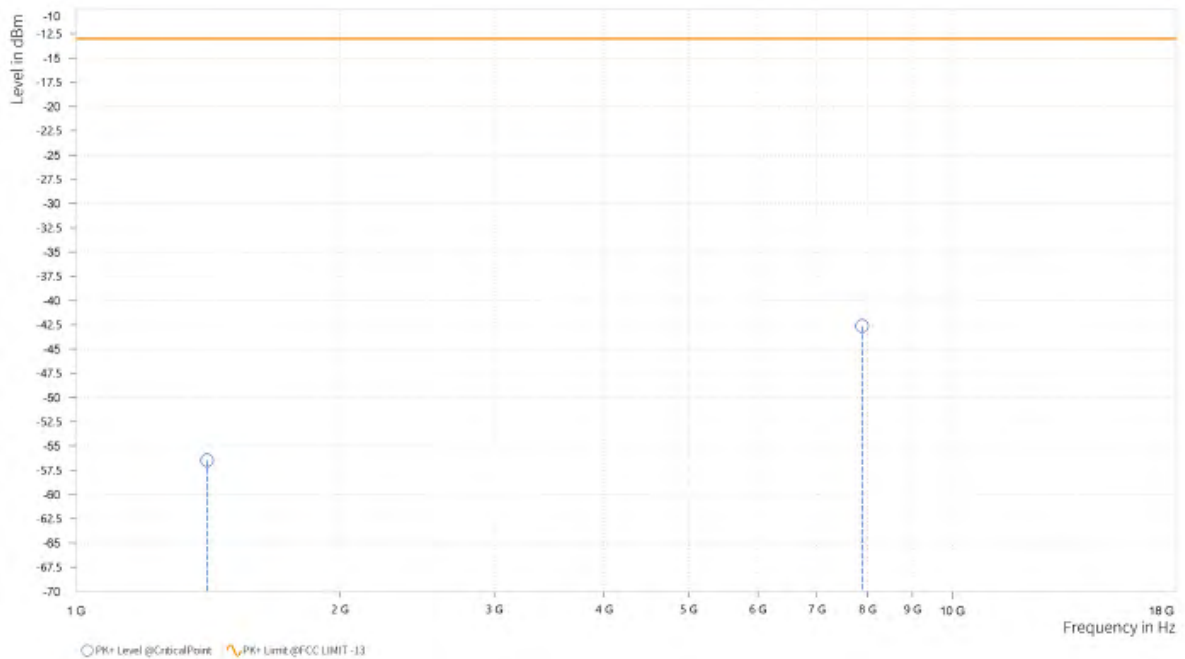
**BUREAU
VERITAS**

Test Report No.: W7L-P22110036RF12

CH 141500:

MODE	TX channel 141500	FREQUENCY RANGE	Above 1000MHz
ENVIRONMENTAL CONDITIONS	23deg. C, 70%RH	INPUT POWER	AC 120V/60HZ
TESTED BY	Jace Hu		
ANTENNA POLARITY & TEST DISTANCE: HORIZONTAL AT 3 M			

Rg	Frequency [MHz]	PK+ Level [dBm]	PK+ Limit [dBm]	PK+ Margin [dB]	Correction [dB]	Polarization	Azimuth [deg]	Antenna Height [m]
2	1,410.500	-56.47	-13.00	43.47	13.00	H	1	1
5	7,888.000	-42.63	-13.00	29.63	33.01	H	359	1

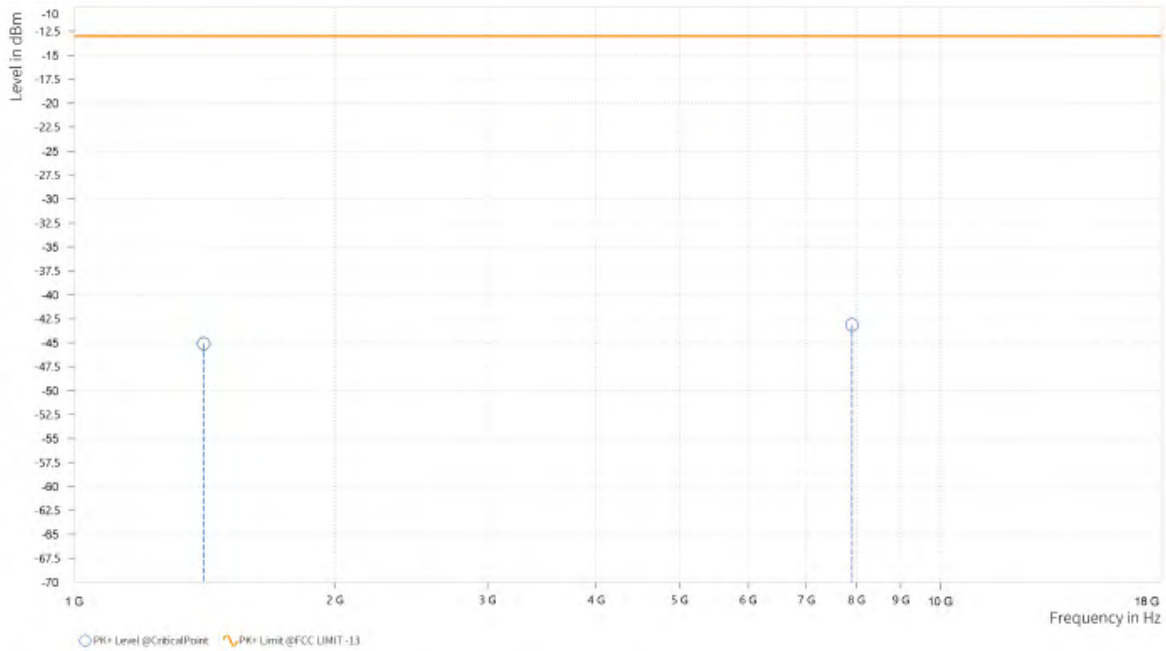




Test Report No.: W7L-P22110036RF12

MODE	TX channel 141500	FREQUENCY RANGE	Above 1000MHz
ENVIRONMENTAL CONDITIONS	23deg. C, 70%RH	INPUT POWER	AC 120V/60HZ
TESTED BY	Jace Hu		
ANTENNA POLARITY & TEST DISTANCE: VERTICAL AT 3 M			

Rg	Frequency [MHz]	PK+ Level [dBm]	PK+ Limit [dBm]	PK+ Margin [dB]	Correction [dB]	Polarization	Azimuth [deg]	Antenna Height [m]
2	1,410.500	-45.10	-13.00	32.10	13.11	V	298.2	2
5	7,907.000	-43.14	-13.00	30.14	33.08	V	359.1	1





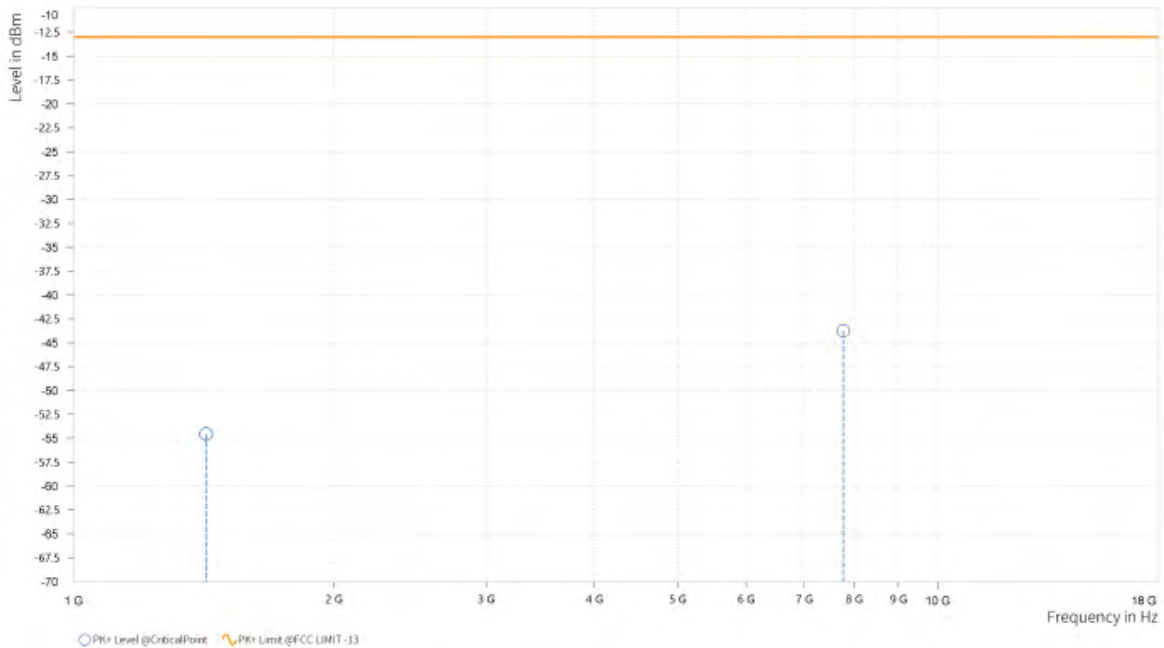
BUREAU VERITAS

Test Report No.: W7L-P22110036RF12

CH 142700:

MODE	TX channel 142700	FREQUENCY RANGE	Above 1000MHz
ENVIRONMENTAL CONDITIONS	23deg. C, 70%RH	INPUT POWER	AC 120V/60HZ
TESTED BY	Jace Hu		
ANTENNA POLARITY & TEST DISTANCE: HORIZONTAL AT 3 M			

Rg	Frequency [MHz]	PK+ Level [dBm]	PK+ Limit [dBm]	PK+ Margin [dB]	Correction [dB]	Polarization	Azimuth [deg]	Antenna Height [m]
2	1,422.500	-54.54	-13.00	41.54	12.54	H	1	1
5	7,770.500	-43.73	-13.00	30.73	32.84	H	1	1

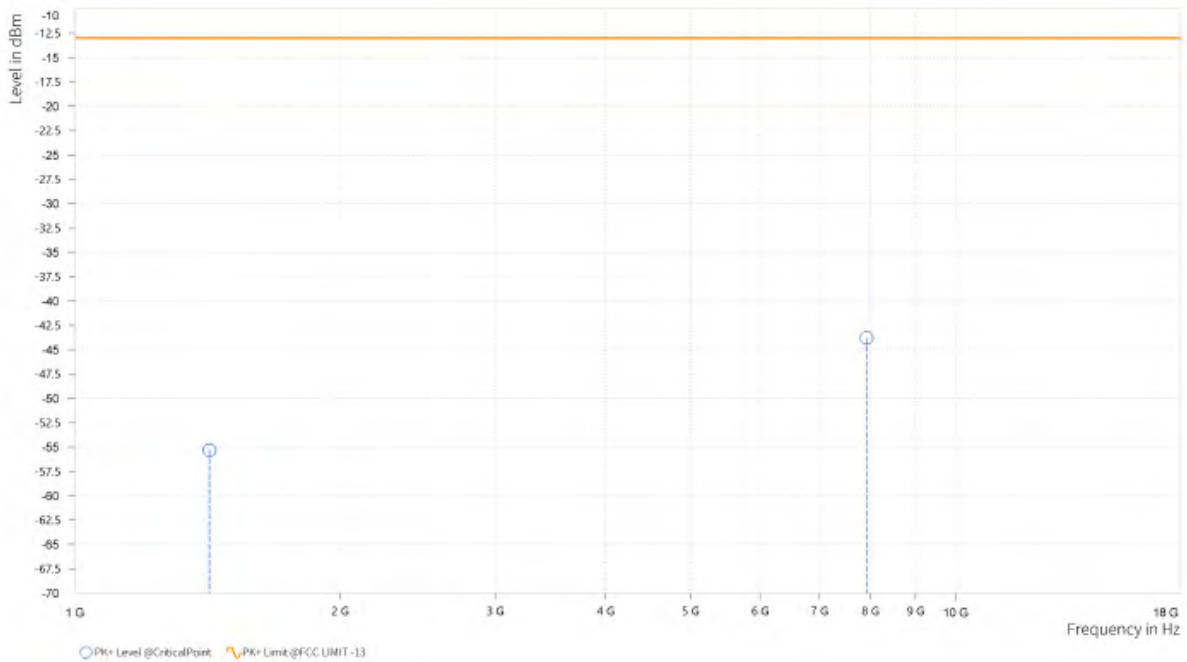




Test Report No.: W7L-P22110036RF12

MODE	TX channel 142700	FREQUENCY RANGE	Above 1000MHz
ENVIRONMENTAL CONDITIONS	23deg. C, 70%RH	INPUT POWER	AC 120V/60HZ
TESTED BY	Jace Hu		
ANTENNA POLARITY & TEST DISTANCE: VERTICAL AT 3 M			

Rg	Frequency [MHz]	PK+ Level [dBm]	PK+ Limit [dBm]	PK+ Margin [dB]	Correction [dB]	Polarization	Azimuth [deg]	Antenna Height [m]
2	1,421.500	-55.31	-13.00	42.31	12.90	V	62.9	1
5	7,922.000	-43.79	-13.00	30.79	33.13	V	268.5	1



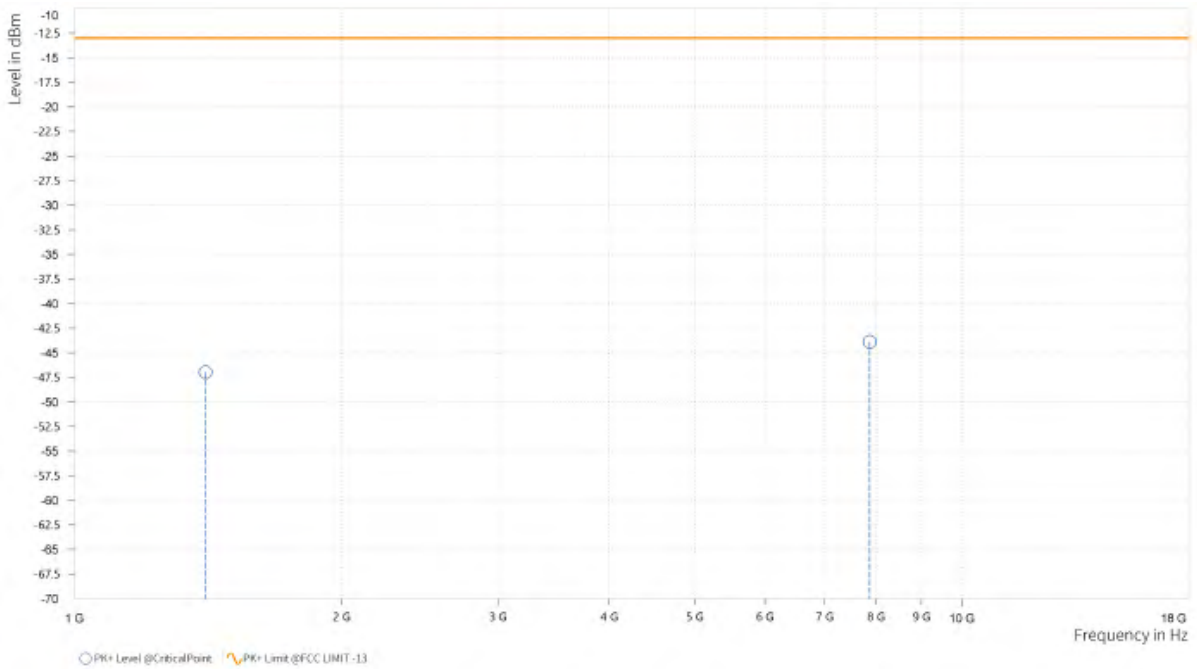


Test Report No.: W7L-P22110036RF12

CHANNEL BANDWIDTH: 10MHz / QPSK

MODE	TX channel 141500	FREQUENCY RANGE	Above 1000MHz
ENVIRONMENTAL CONDITIONS	23deg. C, 70%RH	INPUT POWER	AC 120V/60HZ
TESTED BY	Jace Hu		
ANTENNA POLARITY & TEST DISTANCE: HORIZONTAL AT 3 M			

Rg	Frequency [MHz]	PK+ Level [dBm]	PK+ Limit [dBm]	PK+ Margin [dB]	Correction [dB]	Polarization	Azimuth [deg]	Antenna Height [m]
2	1,405.500	-47.00	-13.00	34.00	12.75	H	297	2
5	7,872.500	-43.90	-13.00	30.90	33.00	H	0.9	2

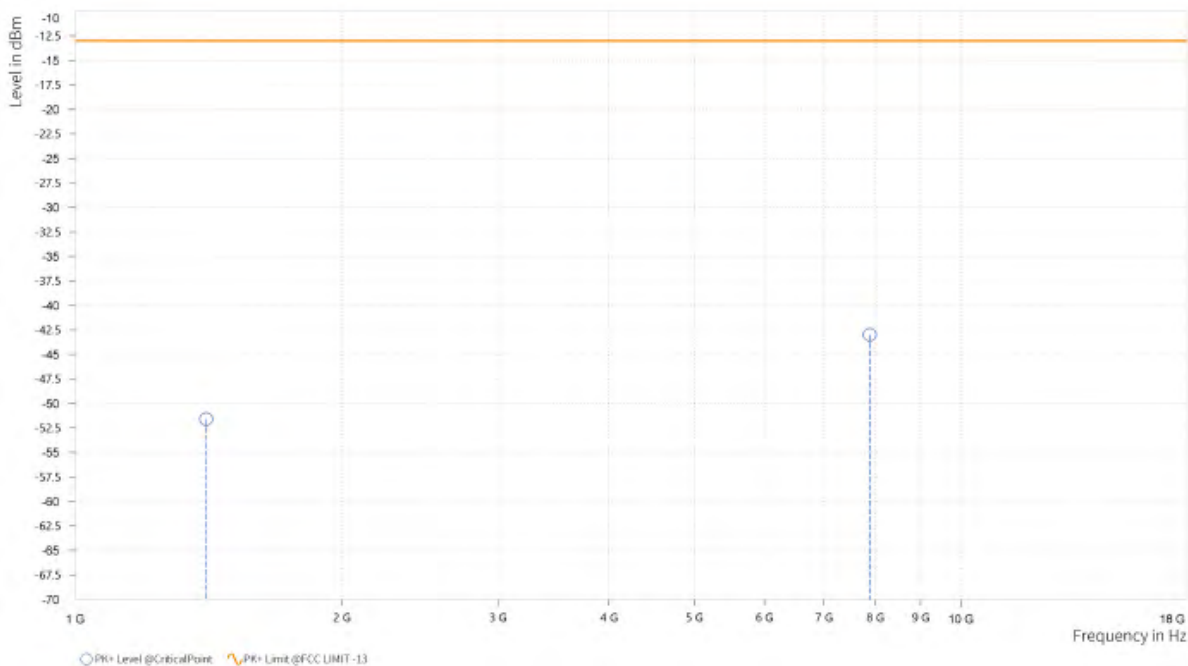




Test Report No.: W7L-P22110036RF12

MODE	TX channel 141500	FREQUENCY RANGE	Above 1000MHz
ENVIRONMENTAL CONDITIONS	23deg. C, 70%RH	INPUT POWER	AC 120V/60HZ
TESTED BY	Jace Hu		
ANTENNA POLARITY & TEST DISTANCE: VERTICAL AT 3 M			

Rg	Frequency [MHz]	PK+ Level [dBm]	PK+ Limit [dBm]	PK+ Margin [dB]	Correction [dB]	Polarization	Azimuth [deg]	Antenna Height [m]
2	1,405.500	-51.60	-13.00	38.60	12.91	V	297	2
5	7,886.000	-42.98	-13.00	29.98	33.04	V	359	2



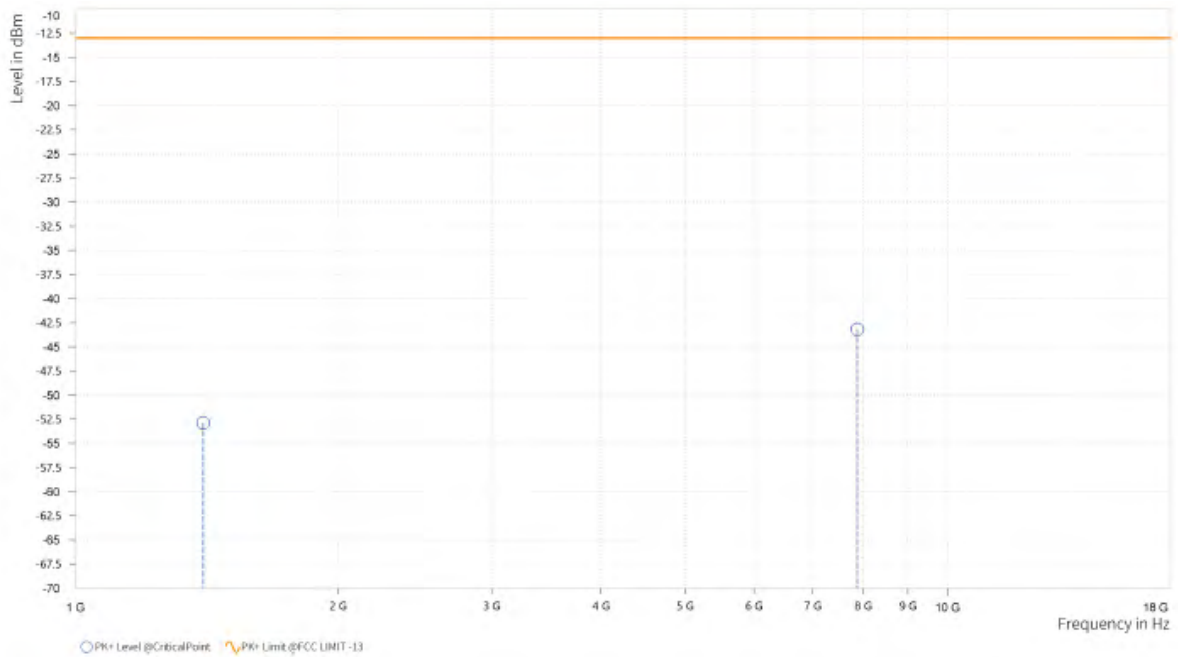


Test Report No.: W7L-P22110036RF12

CHANNEL BANDWIDTH: 15MHz / QPSK

MODE	TX channel 141500	FREQUENCY RANGE	Above 1000MHz
ENVIRONMENTAL CONDITIONS	23deg. C, 70%RH	INPUT POWER	AC 120V/60HZ
TESTED BY	Jace Hu		
ANTENNA POLARITY & TEST DISTANCE: HORIZONTAL AT 3 M			

Rg	Frequency [MHz]	PK+ Level [dBm]	PK+ Limit [dBm]	PK+ Margin [dB]	Correction [dB]	Polarization	Azimuth [deg]	Antenna Height [m]
2	1,400.500	-52.88	-13.00	39.88	12.63	H	359	2
5	7,876.500	-43.18	-13.00	30.18	33.00	H	359	2

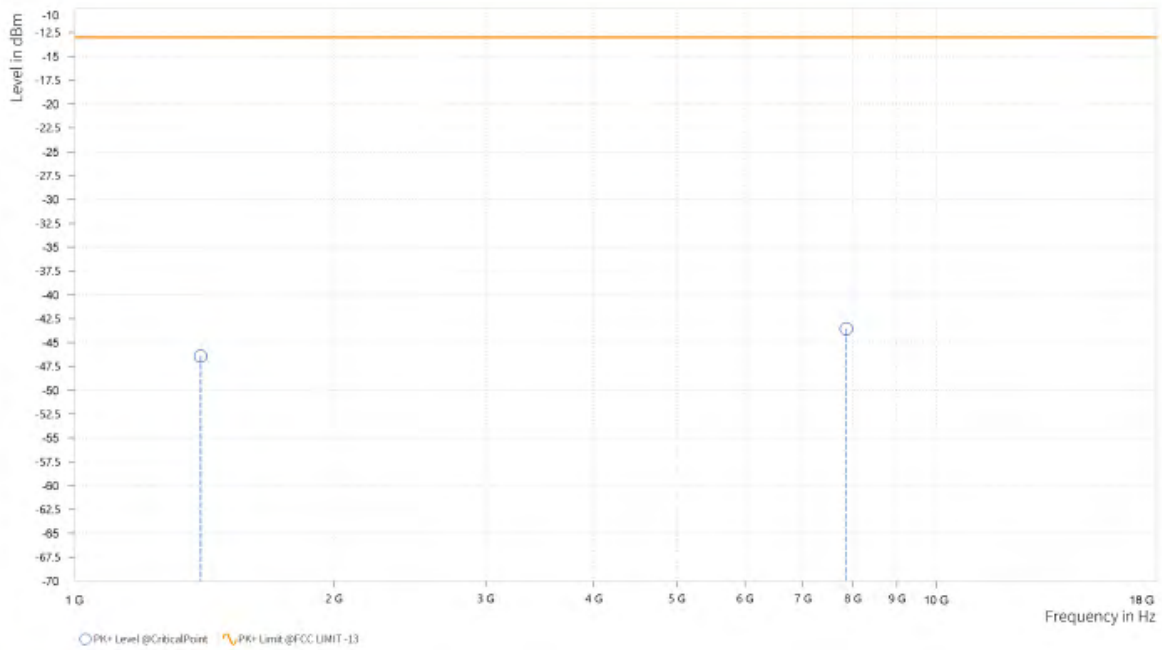




Test Report No.: W7L-P22110036RF12

MODE	TX channel 141500	FREQUENCY RANGE	Above 1000MHz
ENVIRONMENTAL CONDITIONS	23deg. C, 70%RH	INPUT POWER	AC 120V/60HZ
TESTED BY	Jace Hu		
ANTENNA POLARITY & TEST DISTANCE: VERTICAL AT 3 M			

Rg	Frequency [MHz]	PK+ Level [dBm]	PK+ Limit [dBm]	PK+ Margin [dB]	Correction [dB]	Polarization	Azimuth [deg]	Antenna Height [m]
2	1,401.000	-46.43	-13.00	33.43	12.78	V	297	2
5	7,862.000	-43.57	-13.00	30.57	33.05	V	92.6	2





BUREAU VERITAS

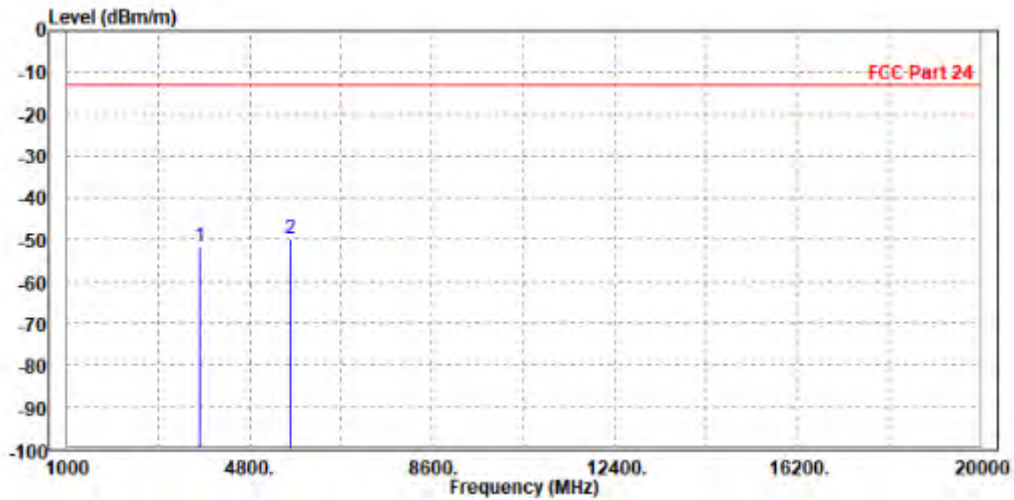
Test Report No.: W7L-P22110036RF12

N25

CHANNEL BANDWIDTH: 5MHz / QPSK

MODE	TX channel 376500	FREQUENCY RANGE	Above 1000MHz
ENVIRONMENTAL CONDITIONS	23deg. C, 70%RH	INPUT POWER	AC 120V/60HZ
TESTED BY	Jace Hu		
ANTENNA POLARITY & TEST DISTANCE: HORIZONTAL AT 3 M			

	Freq	Level	Read Level	Limit Line	Over Limit	Factor	Remark	Pol/Phase
	MHz	dBm/m	dBm	dBm/m	dB	dB/m		
1	3765.000	-51.87	-59.87	-13.00	-38.87	8.00	Peak	Horizontal
2 PP	5655.000	-49.87	-60.64	-13.00	-36.87	10.77	Peak	Horizontal

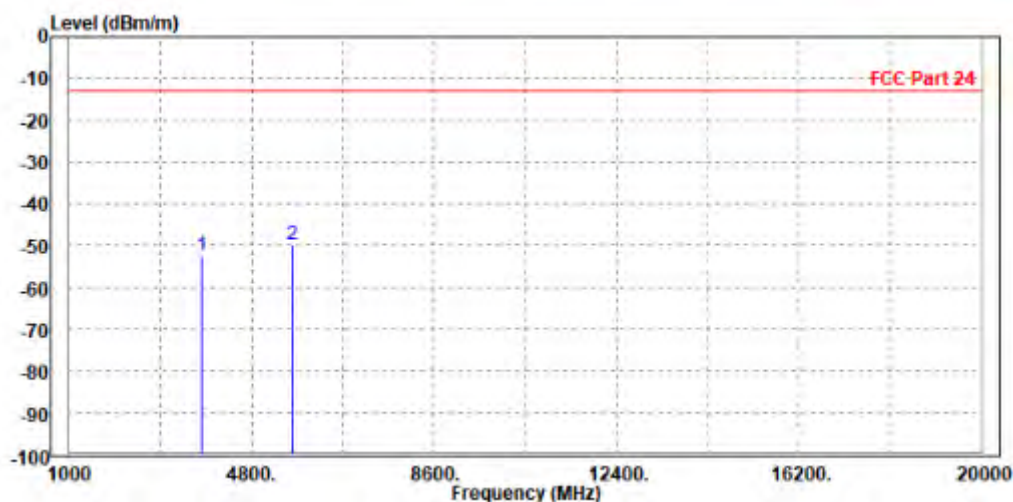




Test Report No.: W7L-P22110036RF12

MODE	TX channel 376500	FREQUENCY RANGE	Above 1000MHz
ENVIRONMENTAL CONDITIONS	23deg. C, 70%RH	INPUT POWER	AC 120V/60HZ
TESTED BY	Jace Hu		
ANTENNA POLARITY & TEST DISTANCE: VERTICAL AT 3 M			

	Freq	Level	Read Level	Limit Line	Over Limit	Factor	Remark	Pol/Phase
	MHz	dBm/m	dBm	dBm/m	dB	dB/m		
1	3774.000	-52.44	-60.16	-13.00	-39.44	7.72	Peak	Vertical
2 PP	5647.500	-49.65	-60.80	-13.00	-36.65	11.15	Peak	Vertical





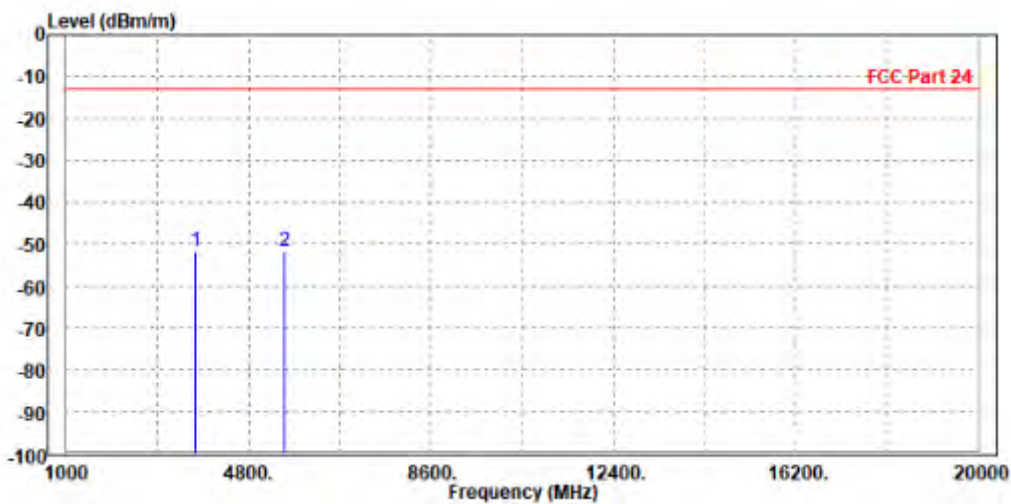
Test Report No.: W7L-P22110036RF12

CHANNEL BANDWIDTH: 10MHz / QPSK

CH 371000:

MODE	TX channel 371000	FREQUENCY RANGE	Above 1000MHz
ENVIRONMENTAL CONDITIONS	23deg. C, 70%RH	INPUT POWER	AC 120V/60HZ
TESTED BY	Jace Hu		
ANTENNA POLARITY & TEST DISTANCE: HORIZONTAL AT 3 M			

	Freq	Level	Read Level	Limit Line	Over Limit	Factor	Remark	Pol/Phase
	MHz	dBm/m	dBm	dBm/m	dB	dB/m		
1	PP 3698.000	-51.71	-59.54	-13.00	-38.71	7.83	Peak	Horizontal
2	5557.500	-51.75	-62.33	-13.00	-38.75	10.58	Peak	Horizontal

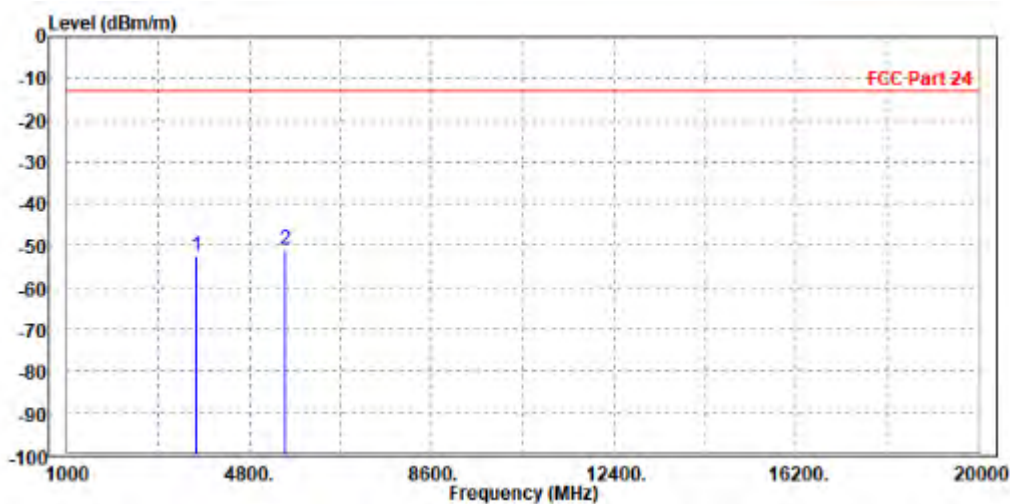




Test Report No.: W7L-P22110036RF12

MODE	TX channel 371000	FREQUENCY RANGE	Above 1000MHz
ENVIRONMENTAL CONDITIONS	23deg. C, 70%RH	INPUT POWER	AC 120V/60HZ
TESTED BY	Jace Hu		
ANTENNA POLARITY & TEST DISTANCE: VERTICAL AT 3 M			

	Freq	Level	Read Level	Limit Line	Over Limit	Factor	Remark	Pol/Phase
	MHz	dBm/m	dBm	dBm/m	dB	dB/m		
1	3705.000	-52.31	-59.93	-13.00	-39.31	7.62	Peak	Vertical
2 PP	5560.000	-50.87	-61.77	-13.00	-37.87	10.90	Peak	Vertical





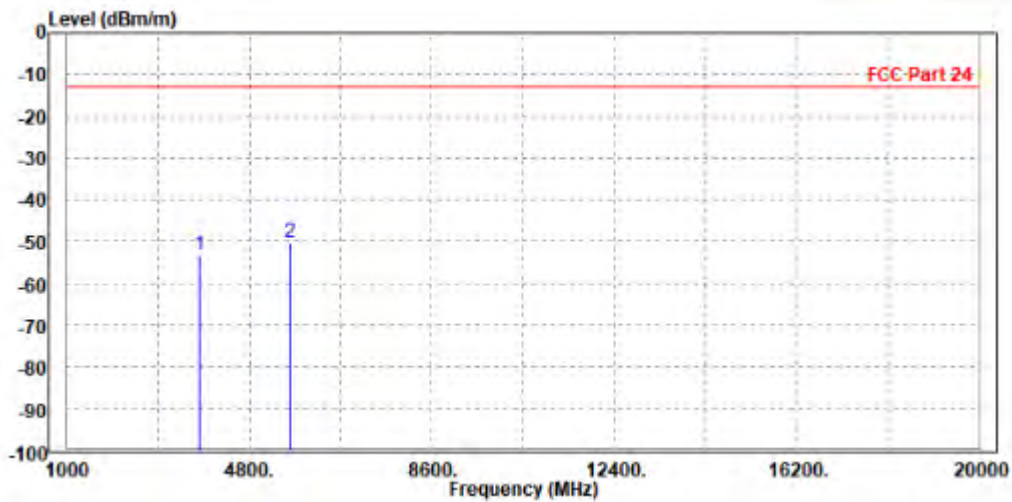
**BUREAU
VERITAS**

Test Report No.: W7L-P22110036RF12

CH 376500:

MODE	TX channel 376500	FREQUENCY RANGE	Above 1000MHz
ENVIRONMENTAL CONDITIONS	23deg. C, 70%RH	INPUT POWER	AC 120V/60HZ
TESTED BY	Jace Hu		
ANTENNA POLARITY & TEST DISTANCE: HORIZONTAL AT 3 M			

	Freq	Level	Read Level	Limit Line	Over Limit	Factor	Remark	Pol/Phase
	MHz	dBm/m	dBm	dBm/m	dB	dB/m		
1	3774.000	-53.34	-61.36	-13.00	-40.34	8.02	Peak	Horizontal
2	PP 5647.500	-50.17	-60.93	-13.00	-37.17	10.76	Peak	Horizontal

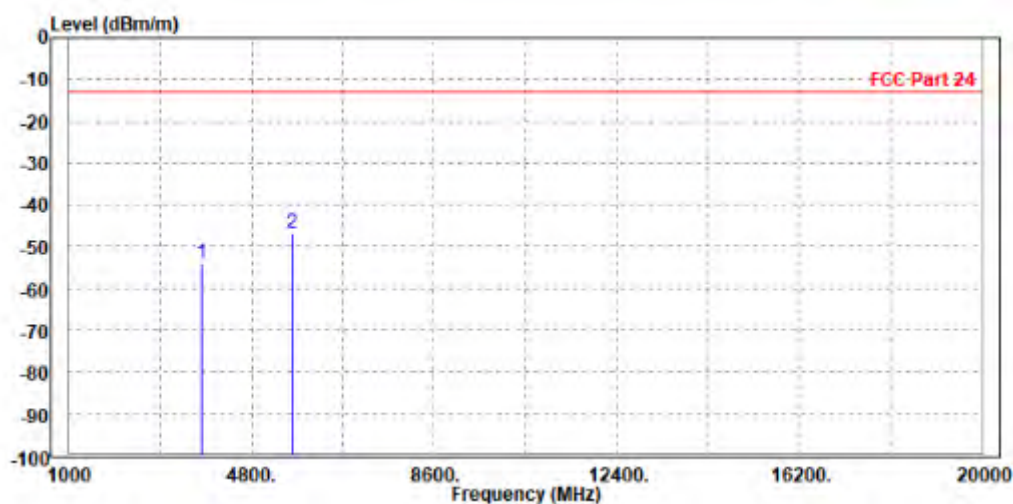




Test Report No.: W7L-P22110036RF12

MODE	TX channel 376500	FREQUENCY RANGE	Above 1000MHz
ENVIRONMENTAL CONDITIONS	23deg. C, 70%RH	INPUT POWER	AC 120V/60HZ
TESTED BY	Jace Hu		
ANTENNA POLARITY & TEST DISTANCE: VERTICAL AT 3 M			

	Freq	Level	Read Level	Limit Line	Over Limit	Factor	Remark	Pol/Phase
	MHz	dBm/m	dBm	dBm/m	dB	dB/m		
1	3765.000	-53.96	-61.66	-13.00	-40.96	7.70	Peak	Vertical
2 PP	5655.000	-46.86	-58.03	-13.00	-33.86	11.17	Peak	Vertical





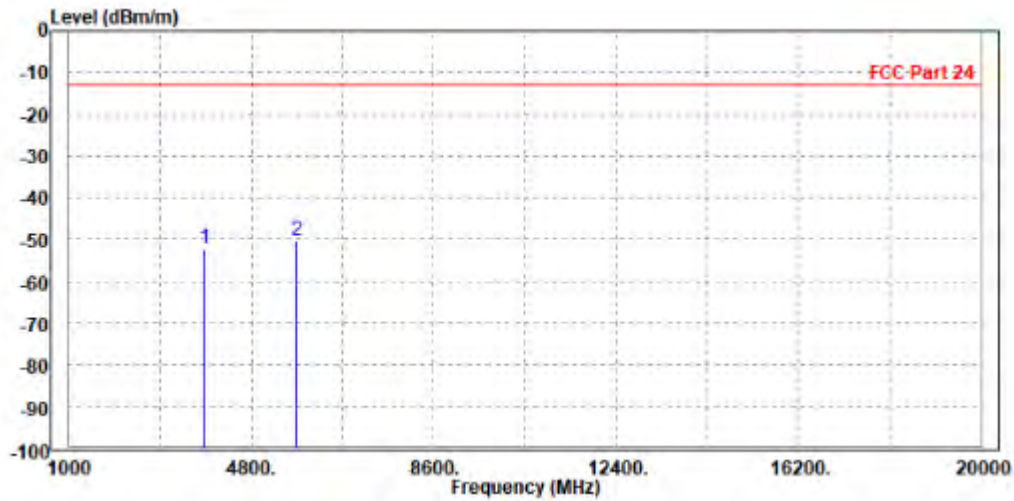
BUREAU
VERITAS

Test Report No.: W7L-P22110036RF12

CH 382000:

MODE	TX channel 382000	FREQUENCY RANGE	Above 1000MHz
ENVIRONMENTAL CONDITIONS	23deg. C, 70%RH	INPUT POWER	AC 120V/60HZ
TESTED BY	Jace Hu		
ANTENNA POLARITY & TEST DISTANCE: HORIZONTAL AT 3 M			

	Freq	Level	Read Level	Limit Line	Over Limit	Factor	Remark	Pol/Phase
	MHz	dBm/m	dBm	dBm/m	dB	dB/m		
1	3820.000	-52.26	-60.40	-13.00	-39.26	8.14	Peak	Horizontal
2 PP	5731.000	-50.10	-61.01	-13.00	-37.10	10.91	Peak	Horizontal

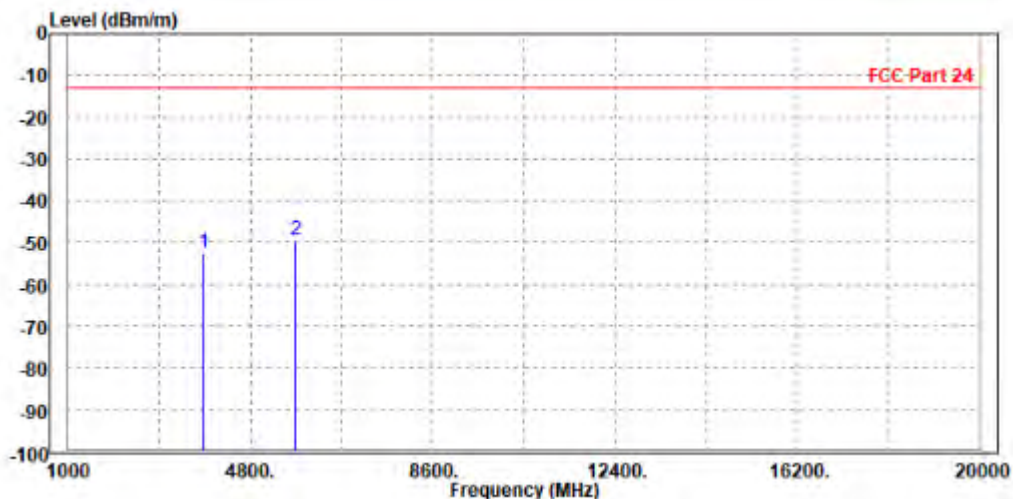




Test Report No.: W7L-P22110036RF12

MODE	TX channel 382000	FREQUENCY RANGE	Above 1000MHz
ENVIRONMENTAL CONDITIONS	23deg. C, 70%RH	INPUT POWER	AC 120V/60HZ
TESTED BY	Jace Hu		
ANTENNA POLARITY & TEST DISTANCE: VERTICAL AT 3 M			

	Freq	Level	Read Level	Limit Line	Over Limit	Factor	Remark	Pol/Phase
	MHz	dBm/m	dBm	dBm/m	dB	dB/m		
1	3812.000	-52.54	-60.31	-13.00	-39.54	7.77	Peak	Vertical
2	PP 5730.000	-49.25	-60.63	-13.00	-36.25	11.38	Peak	Vertical





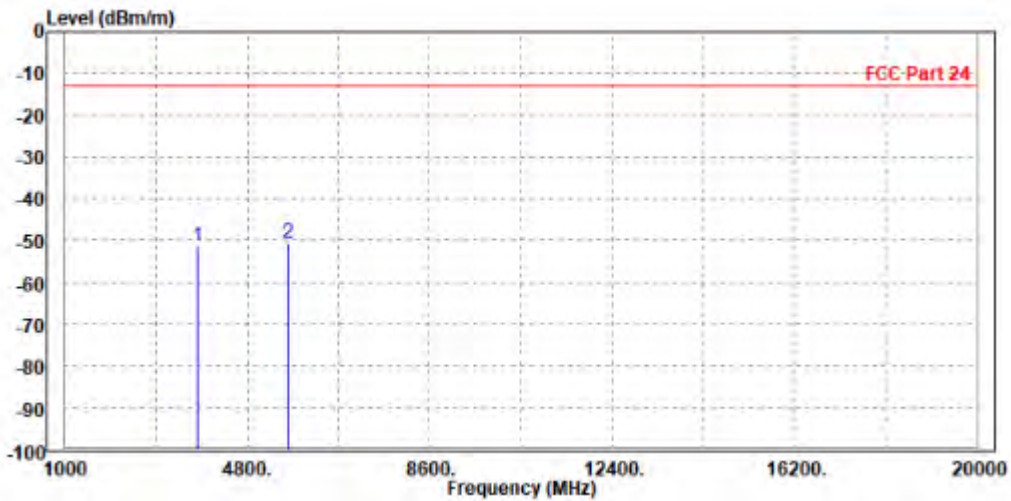
BUREAU VERITAS

Test Report No.: W7L-P22110036RF12

CHANNEL BANDWIDTH: 15MHz / QPSK

MODE	TX channel 376500	FREQUENCY RANGE	Above 1000MHz
ENVIRONMENTAL CONDITIONS	23deg. C, 70%RH	INPUT POWER	AC 120V/60HZ
TESTED BY	Jace Hu		
ANTENNA POLARITY & TEST DISTANCE: HORIZONTAL AT 3 M			

	Freq	Level	Read Level	Limit Line	Over Limit	Factor	Remark	Pol/Phase
	MHz	dBm/m	dBm	dBm/m	dB	dB/m		
1	3765.000	-51.30	-59.30	-13.00	-38.30	8.00	Peak	Horizontal
2 PP	5655.000	-50.52	-61.29	-13.00	-37.52	10.77	Peak	Horizontal

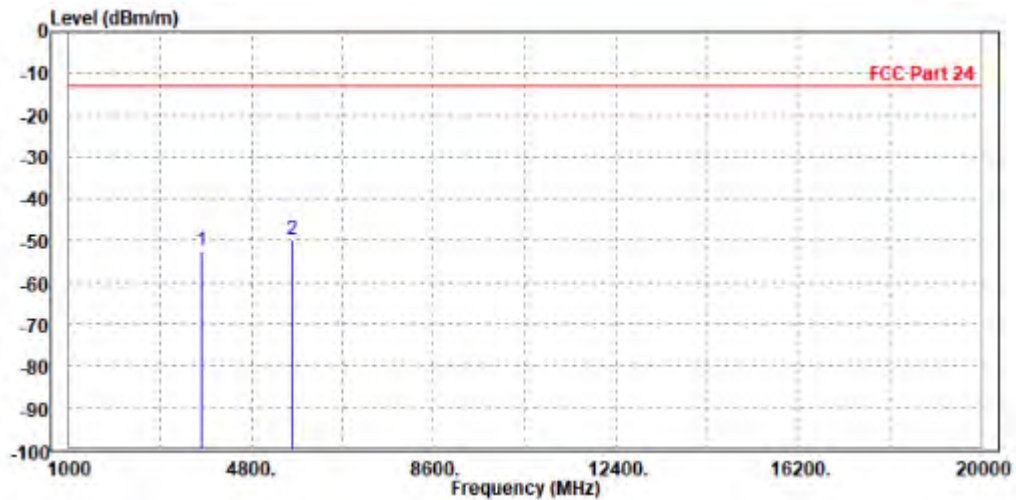




Test Report No.: W7L-P22110036RF12

MODE	TX channel 376500	FREQUENCY RANGE	Above 1000MHz
ENVIRONMENTAL CONDITIONS	23deg. C, 70%RH	INPUT POWER	AC 120V/60HZ
TESTED BY	Jace Hu		
ANTENNA POLARITY & TEST DISTANCE: VERTICAL AT 3 M			

	Freq	Level	Read Level	Limit Line	Over Limit	Factor	Remark	Pol/Phase
	MHz	dBm/m	dBm	dBm/m	dB	dB/m		
1	3774.000	-52.40	-60.12	-13.00	-39.40	7.72	Peak	Vertical
2 PP	5647.500	-49.83	-60.98	-13.00	-36.83	11.15	Peak	Vertical





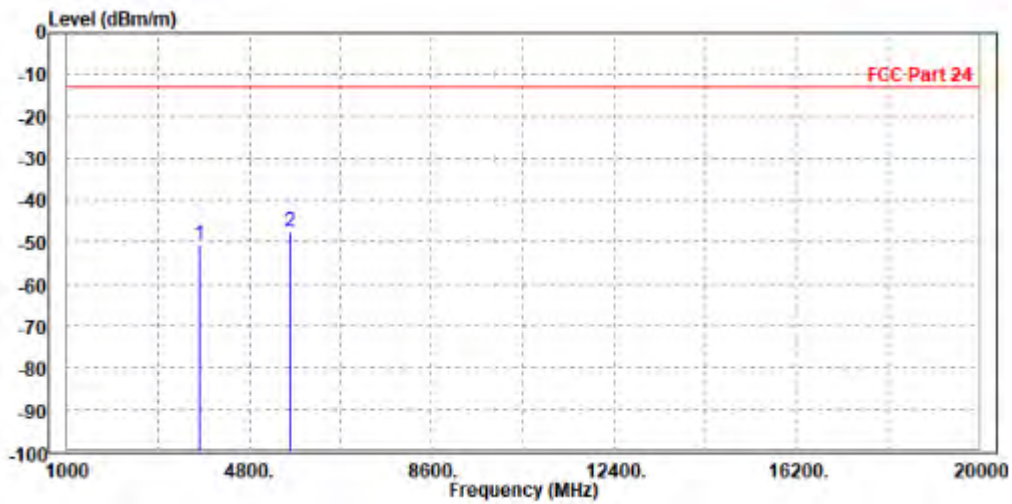
BUREAU VERITAS

Test Report No.: W7L-P22110036RF12

CHANNEL BANDWIDTH: 20MHz / QPSK

MODE	TX channel 376500	FREQUENCY RANGE	Above 1000MHz
ENVIRONMENTAL CONDITIONS	23deg. C, 70%RH	INPUT POWER	AC 120V/60HZ
TESTED BY	Jace Hu		
ANTENNA POLARITY & TEST DISTANCE: HORIZONTAL AT 3 M			

	Freq	Level	Read Level	Limit Line	Over Limit	Factor	Remark	Pol/Phase
	MHz	dBm/m	dBm	dBm/m	dB	dB/m		
1	3765.000	-50.72	-58.72	-13.00	-37.72	8.00	Peak	Horizontal
2 PP	5655.000	-47.61	-58.38	-13.00	-34.61	10.77	Peak	Horizontal

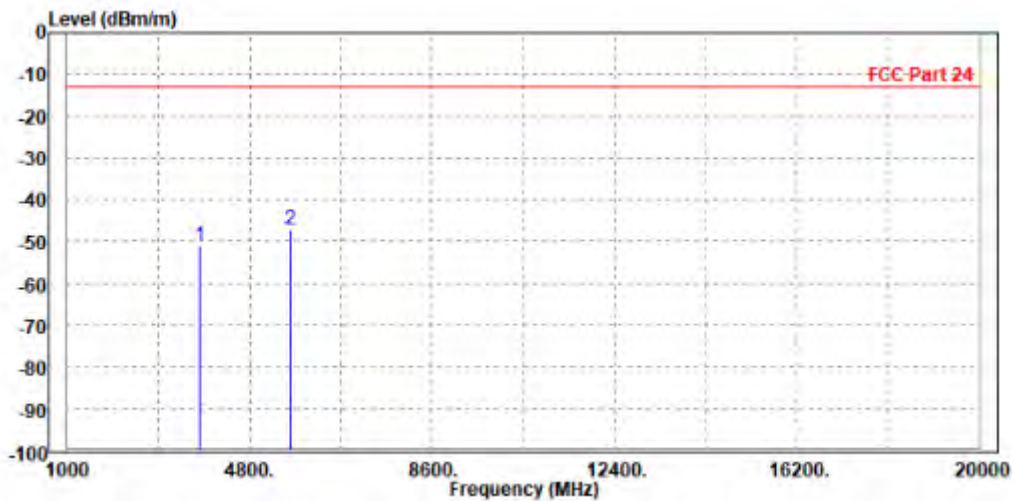




Test Report No.: W7L-P22110036RF12

MODE	TX channel 376500	FREQUENCY RANGE	Above 1000MHz
ENVIRONMENTAL CONDITIONS	23deg. C, 70%RH	INPUT POWER	AC 120V/60HZ
TESTED BY	Jace Hu		
ANTENNA POLARITY & TEST DISTANCE: VERTICAL AT 3 M			

	Freq	Level	Read Level	Limit Line	Over Limit	Factor	Remark	Pol/Phase
	MHz	dBm/m	dBm	dBm/m	dB	dB/m		
1	3774.000	-51.13	-58.85	-13.00	-38.13	7.72	Peak	Vertical
2 PP	5647.500	-47.19	-58.34	-13.00	-34.19	11.15	Peak	Vertical



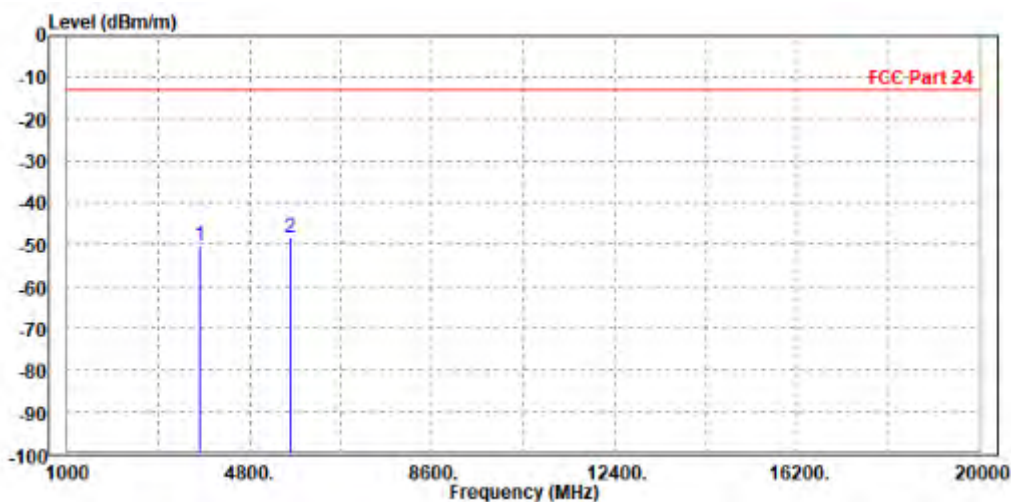


Test Report No.: W7L-P22110036RF12

CHANNEL BANDWIDTH: 25MHz / QPSK

MODE	TX channel 376500	FREQUENCY RANGE	Above 1000MHz
ENVIRONMENTAL CONDITIONS	23deg. C, 70%RH	INPUT POWER	AC 120V/60HZ
TESTED BY	Jace Hu		
ANTENNA POLARITY & TEST DISTANCE: HORIZONTAL AT 3 M			

	Freq	Level	Read Level	Limit Line	Over Limit	Factor	Remark	Pol/Phase
	MHz	dBm/m	dBm	dBm/m	dB	dB/m		
1	3765.000	-50.35	-58.35	-13.00	-37.35	8.00	Peak	Horizontal
2 PP	5647.500	-48.22	-58.98	-13.00	-35.22	10.76	Peak	Horizontal

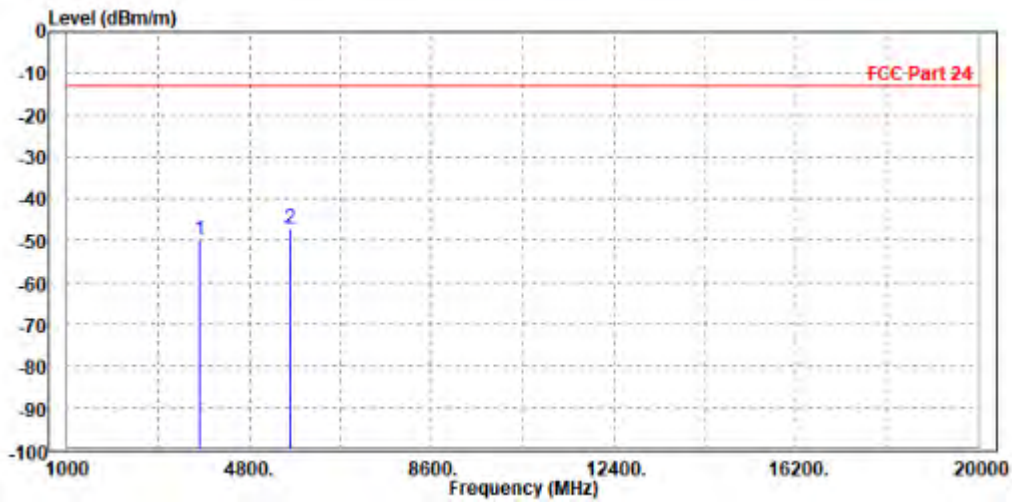




Test Report No.: W7L-P22110036RF12

MODE	TX channel 376500	FREQUENCY RANGE	Above 1000MHz
ENVIRONMENTAL CONDITIONS	23deg. C, 70%RH	INPUT POWER	AC 120V/60HZ
TESTED BY	Jace Hu		
ANTENNA POLARITY & TEST DISTANCE: VERTICAL AT 3 M			

	Freq	Level	Read Level	Limit Line	Over Limit	Factor	Remark	Pol/Phase
	MHz	dBm/m	dBm	dBm/m	dB	dB/m		
1	3765.000	-49.79	-57.49	-13.00	-36.79	7.70	Peak	Vertical
2 PP	5647.500	-47.18	-58.33	-13.00	-34.18	11.15	Peak	Vertical



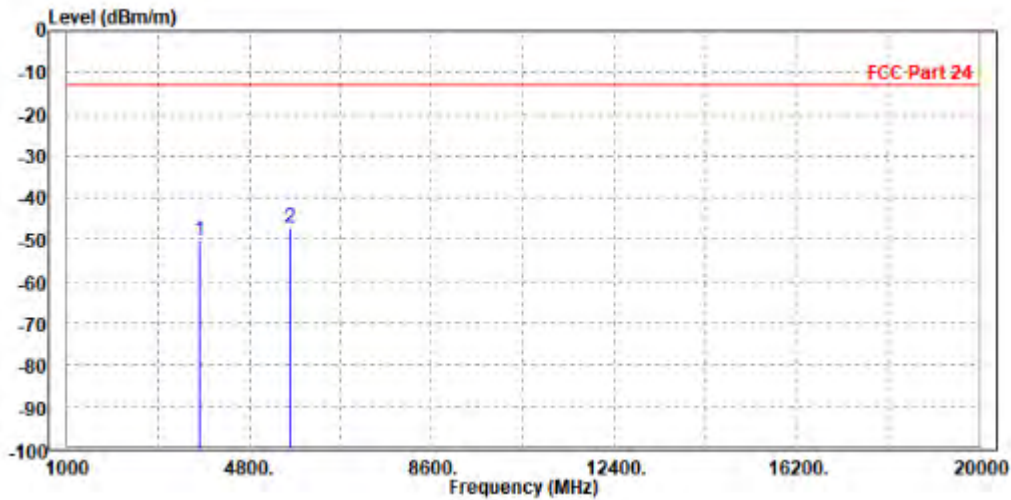


Test Report No.: W7L-P22110036RF12

CHANNEL BANDWIDTH: 30MHz / QPSK

MODE	TX channel 376500	FREQUENCY RANGE	Above 1000MHz
ENVIRONMENTAL CONDITIONS	23deg. C, 70%RH	INPUT POWER	AC 120V/60HZ
TESTED BY	Jace Hu		
ANTENNA POLARITY & TEST DISTANCE: HORIZONTAL AT 3 M			

	Freq	Level	Read Level	Limit Line	Over Limit	Factor	Remark	PoI/Phase
	MHz	dBm/m	dBm	dBm/m	dB	dB/m		
1	3765.000	-50.11	-58.11	-13.00	-37.11	8.00	Peak	Horizontal
2 PP	5655.000	-47.09	-57.86	-13.00	-34.09	10.77	Peak	Horizontal

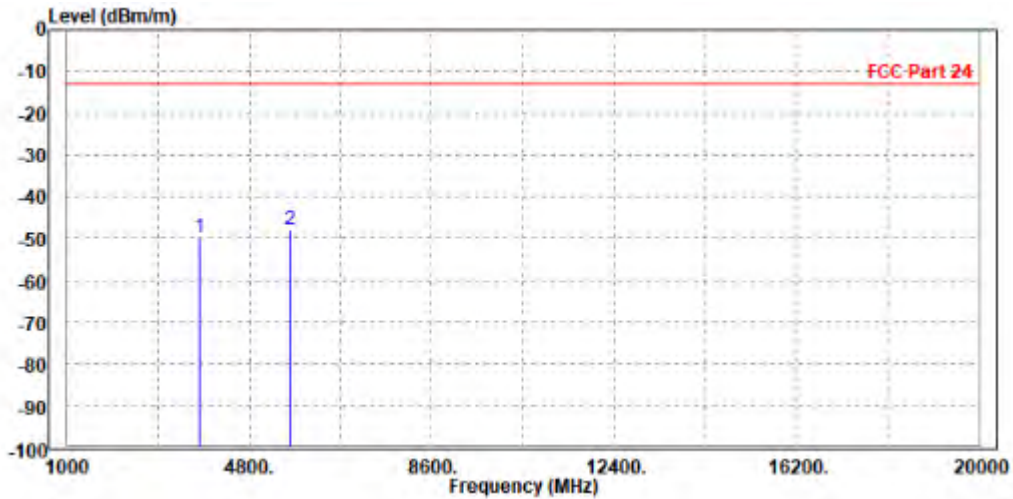




Test Report No.: W7L-P22110036RF12

MODE	TX channel 376500	FREQUENCY RANGE	Above 1000MHz
ENVIRONMENTAL CONDITIONS	23deg. C, 70%RH	INPUT POWER	AC 120V/60HZ
TESTED BY	Jace Hu		
ANTENNA POLARITY & TEST DISTANCE: VERTICAL AT 3 M			

	Freq	Level	Read Level	Limit Line	Over Limit	Factor	Remark	Pol/Phase
	MHz	dBm/m	dBm	dBm/m	dB	dB/m		
1	3774.000	-49.75	-57.47	-13.00	-36.75	7.72	Peak	Vertical
2 PP	5647.500	-47.94	-59.09	-13.00	-34.94	11.15	Peak	Vertical



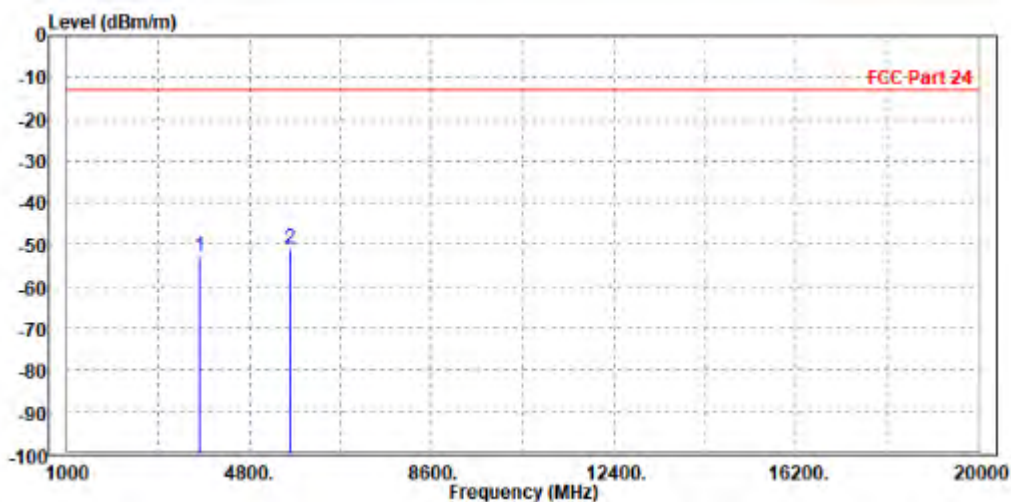


Test Report No.: W7L-P22110036RF12

CHANNEL BANDWIDTH: 40MHz / QPSK

MODE	TX channel 376500	FREQUENCY RANGE	Above 1000MHz
ENVIRONMENTAL CONDITIONS	23deg. C, 70%RH	INPUT POWER	AC 120V/60HZ
TESTED BY	Jace Hu		
ANTENNA POLARITY & TEST DISTANCE: HORIZONTAL AT 3 M			

	Freq	Level	Read Level	Limit Line	Over Limit	Factor	Remark	Pol/Phase
	MHz	dBm/m	dBm	dBm/m	dB	dB/m		
1	3765.000	-52.72	-60.72	-13.00	-39.72	8.00	Peak	Horizontal
2 PP	5655.000	-50.77	-61.54	-13.00	-37.77	10.77	Peak	Horizontal

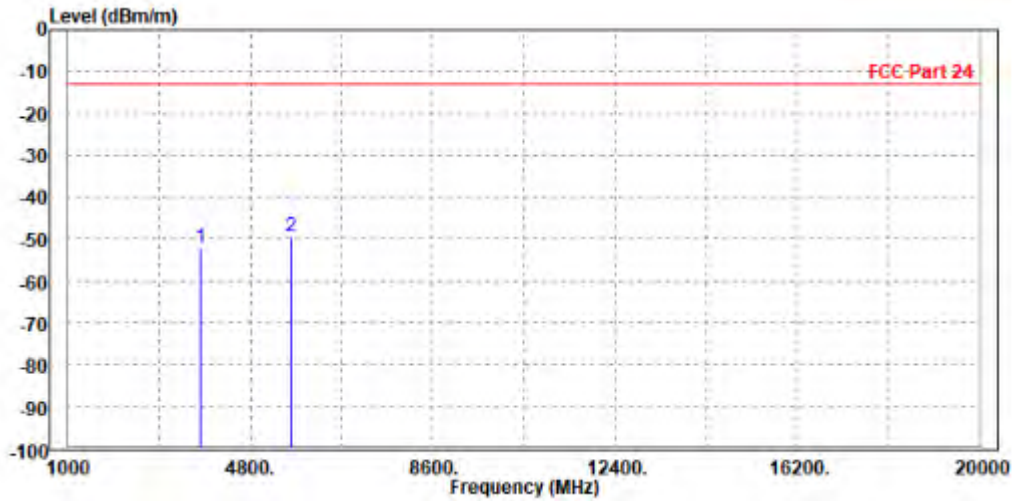




Test Report No.: W7L-P22110036RF12

MODE	TX channel 376500	FREQUENCY RANGE	Above 1000MHz
ENVIRONMENTAL CONDITIONS	23deg. C, 70%RH	INPUT POWER	AC 120V/60HZ
TESTED BY	Jace Hu		
ANTENNA POLARITY & TEST DISTANCE: VERTICAL AT 3 M			

	Freq	Level	Read Level	Limit Line	Over Limit	Factor	Remark	Pol/Phase
	MHz	dBm/m	dBm	dBm/m	dB	dB/m		
1	3774.000	-52.15	-59.87	-13.00	-39.15	7.72	Peak	Vertical
2 PP	5647.500	-49.62	-60.77	-13.00	-36.62	11.15	Peak	Vertical





Test Report No.: W7L-P22110036RF12

N30

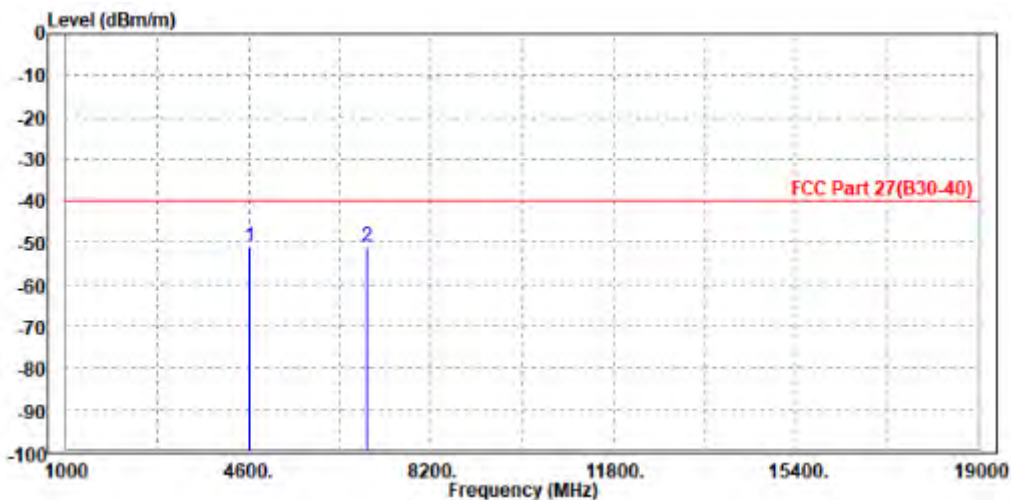
Note: For frequency above 19GHz, the emission was tested 20db below the limit so the data not recorded in the sheet.

CHANNEL BANDWIDTH: 5MHz / QPSK

CH 461500:

MODE	TX channel 461500	FREQUENCY RANGE	Above 1000MHz
ENVIRONMENTAL CONDITIONS	23deg. C, 70%RH	INPUT POWER	AC 120V/60HZ
TESTED BY	Jace Hu		
ANTENNA POLARITY & TEST DISTANCE: HORIZONTAL AT 3 M			

	Freq	Level	Read Level	Limit Line	Over Limit	Factor	Remark	Pol/Phase
	MHz	dBm/m	dBm	dBm/m	dB	dB/m		
1	4618.000	-50.98	-60.71	-40.00	-10.98	9.73	Peak	Horizontal
2 PP	6922.500	-50.89	-63.02	-40.00	-10.89	12.13	Peak	Horizontal

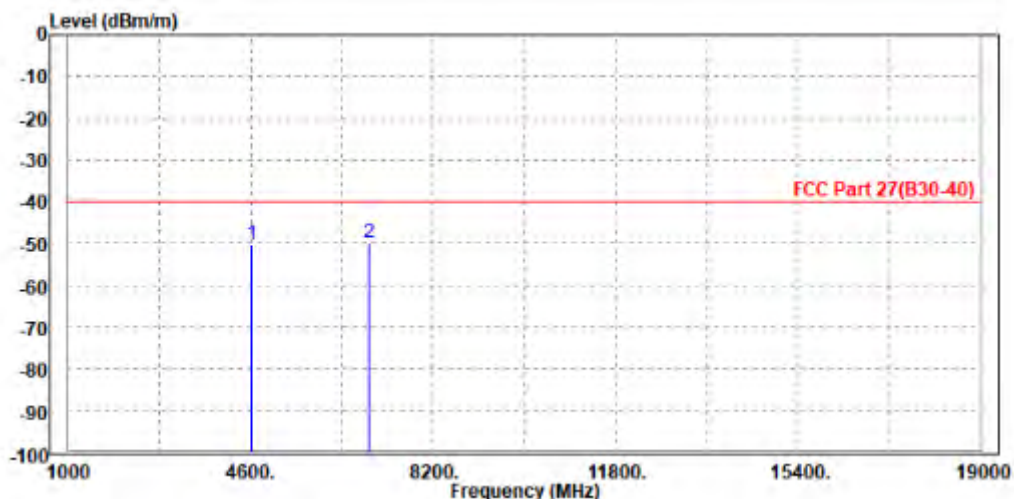




Test Report No.: W7L-P22110036RF12

MODE	TX channel 461500	FREQUENCY RANGE	Above 1000MHz
ENVIRONMENTAL CONDITIONS	23deg. C, 70%RH	INPUT POWER	AC 120V/60HZ
TESTED BY	Jace Hu		
ANTENNA POLARITY & TEST DISTANCE: VERTICAL AT 3 M			

	Freq	Level	Read Level	Limit Line	Over Limit	Factor	Remark	Pol/Phase
	MHz	dBm/m	dBm	dBm/m	dB	dB/m		
1	4615.000	-50.21	-59.87	-40.00	-10.21	9.66	Peak	Vertical
2 PP	6922.000	-49.91	-62.61	-40.00	-9.91	12.70	Peak	Vertical





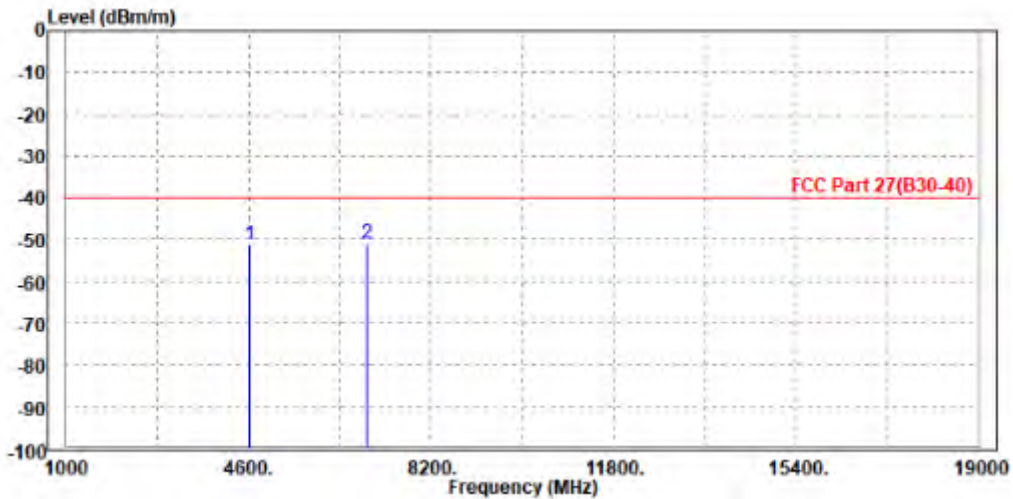
**BUREAU
VERITAS**

Test Report No.: W7L-P22110036RF12

CH 462000:

MODE	TX channel 462000	FREQUENCY RANGE	Above 1000MHz
ENVIRONMENTAL CONDITIONS	23deg. C, 70%RH	INPUT POWER	AC 120V/60HZ
TESTED BY	Jace Hu		
ANTENNA POLARITY & TEST DISTANCE: HORIZONTAL AT 3 M			

	Freq	Level	Read Level	Limit Line	Over Limit	Factor	Remark	Pol/Phase
	MHz	dBm/m	dBm	dBm/m	dB	dB/m		
1	4618.000	-51.36	-61.09	-40.00	-11.36	9.73	Peak	Horizontal
2 PP	6930.000	-50.89	-63.03	-40.00	-10.89	12.14	Peak	Horizontal

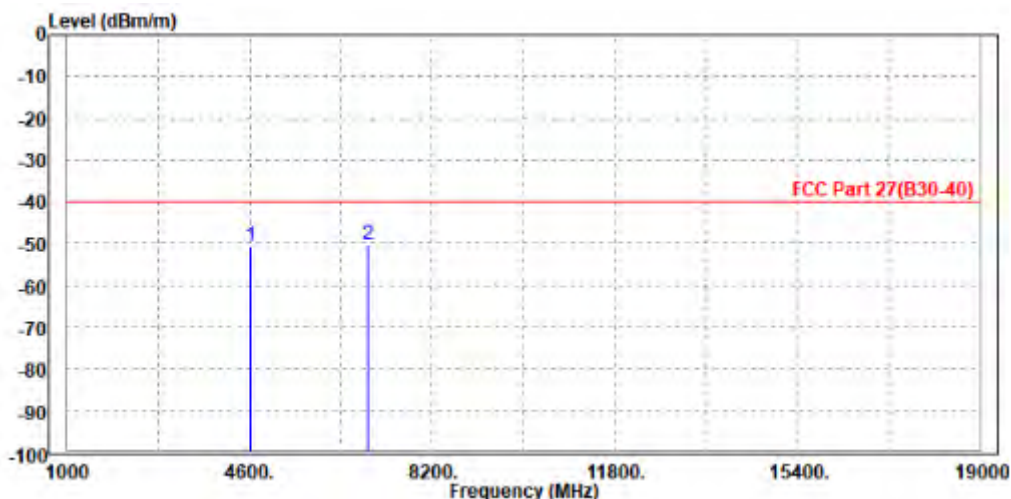




Test Report No.: W7L-P22110036RF12

MODE	TX channel 462000	FREQUENCY RANGE	Above 1000MHz
ENVIRONMENTAL CONDITIONS	23deg. C, 70%RH	INPUT POWER	AC 120V/60HZ
TESTED BY	Jace Hu		
ANTENNA POLARITY & TEST DISTANCE: VERTICAL AT 3 M			

	Freq	Level	Read Level	Limit Line	Over Limit	Factor	Remark	Pol/Phase
	MHz	dBm/m	dBm	dBm/m	dB	dB/m		
1	4620.000	-50.69	-60.36	-40.00	-10.69	9.67	Peak	Vertical
2 PP	6922.000	-50.10	-62.80	-40.00	-10.10	12.70	Peak	Vertical





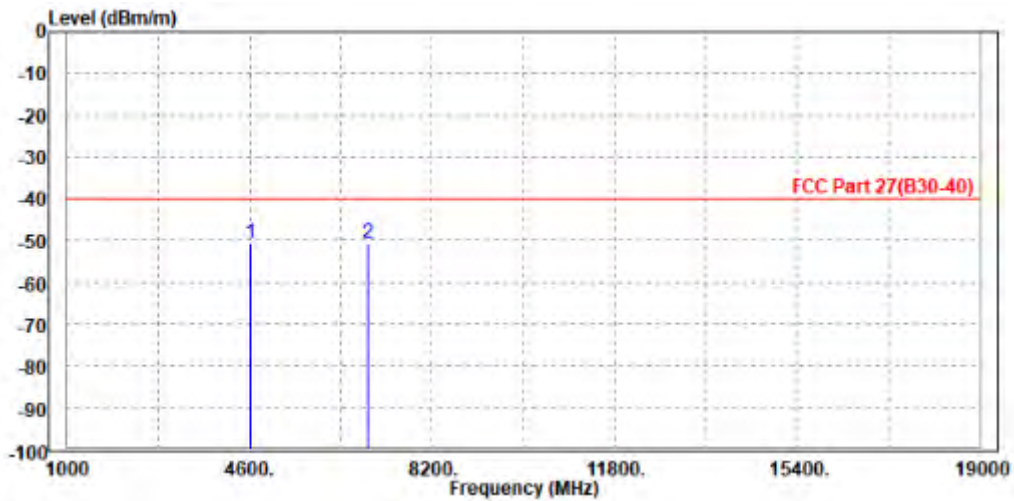
**BUREAU
VERITAS**

Test Report No.: W7L-P22110036RF12

CH 462500:

MODE	TX channel 462500	FREQUENCY RANGE	Above 1000MHz
ENVIRONMENTAL CONDITIONS	23deg. C, 70%RH	INPUT POWER	AC 120V/60HZ
TESTED BY	Jace Hu		
ANTENNA POLARITY & TEST DISTANCE: HORIZONTAL AT 3 M			

	Freq	Level	Read Level	Limit Line	Over Limit	Factor	Remark	Pol/Phase
	MHz	dBm/m	dBm	dBm/m	dB	dB/m		
1	PP 4625.000	-50.56	-60.29	-40.00	-10.56	9.73	Peak	Horizontal
2	6922.000	-50.59	-62.72	-40.00	-10.59	12.13	Peak	Horizontal

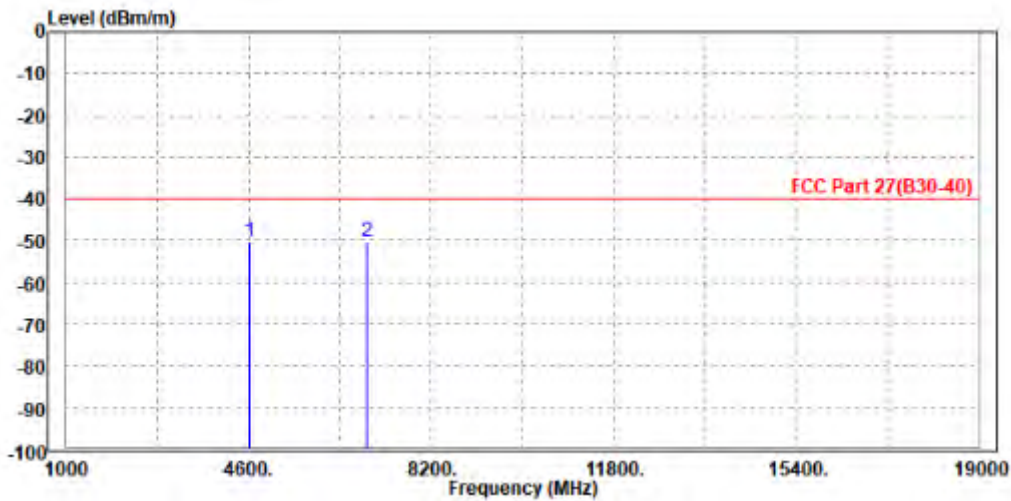




Test Report No.: W7L-P22110036RF12

MODE	TX channel 462500	FREQUENCY RANGE	Above 1000MHz
ENVIRONMENTAL CONDITIONS	23deg. C, 70%RH	INPUT POWER	AC 120V/60HZ
TESTED BY	Jace Hu		
ANTENNA POLARITY & TEST DISTANCE: VERTICAL AT 3 M			

	Freq	Level	Read Level	Limit Line	Over Limit	Factor	Remark	Pol/Phase
	MHz	dBm/m	dBm	dBm/m	dB	dB/m		
1	4618.000	-50.20	-59.87	-40.00	-10.20	9.67	Peak	Vertical
2 PP	6937.500	-50.09	-62.79	-40.00	-10.09	12.70	Peak	Vertical



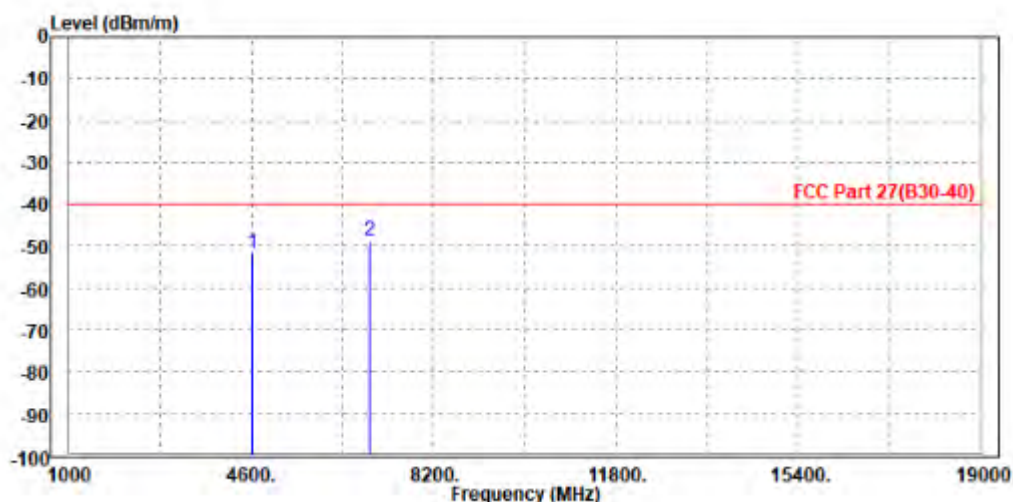


Test Report No.: W7L-P22110036RF12

CHANNEL BANDWIDTH: 10MHz / QPSK

MODE	TX channel 462000	FREQUENCY RANGE	Above 1000MHz
ENVIRONMENTAL CONDITIONS	23deg. C, 70%RH	INPUT POWER	AC 120V/60HZ
TESTED BY	Jace Hu		
ANTENNA POLARITY & TEST DISTANCE: HORIZONTAL AT 3 M			

	Freq	Level	Read Level	Limit Line	Over Limit	Factor	Remark	Pol/Phase
	MHz	dBm/m	dBm	dBm/m	dB	dB/m		
1	4620.000	-51.59	-61.32	-40.00	-11.59	9.73	Peak	Horizontal
2 PP	6922.000	-48.82	-60.95	-40.00	-8.82	12.13	Peak	Horizontal

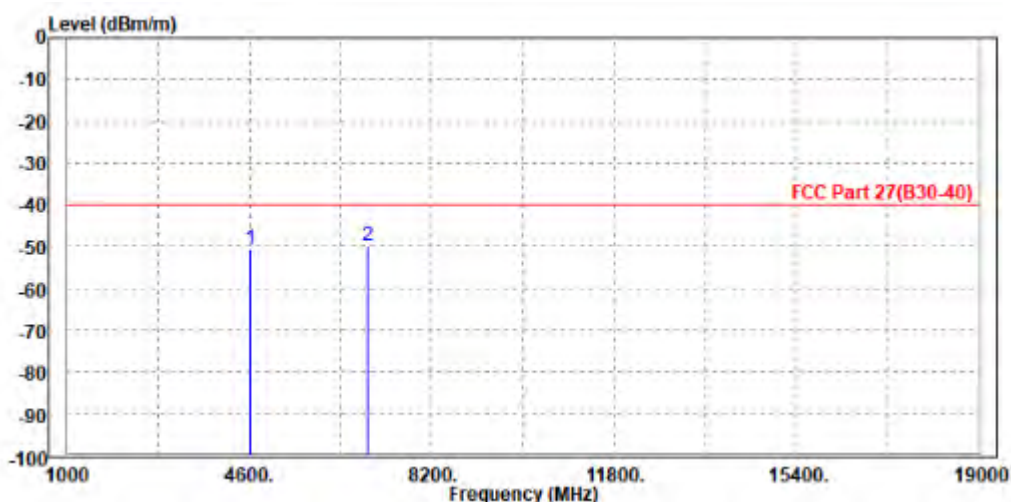




Test Report No.: W7L-P22110036RF12

MODE	TX channel 462000	FREQUENCY RANGE	Above 1000MHz
ENVIRONMENTAL CONDITIONS	23deg. C, 70%RH	INPUT POWER	AC 120V/60HZ
TESTED BY	Jace Hu		
ANTENNA POLARITY & TEST DISTANCE: VERTICAL AT 3 M			

	Freq	Level	Read Level	Limit Line	Over Limit	Factor	Remark	Pol/Phase
	MHz	dBm/m	dBm	dBm/m	dB	dB/m		
1	4618.000	-50.49	-60.16	-40.00	-10.49	9.67	Peak	Vertical
2 PP	6930.000	-49.63	-62.33	-40.00	-9.63	12.70	Peak	Vertical





BUREAU VERITAS

Test Report No.: W7L-P22110036RF12

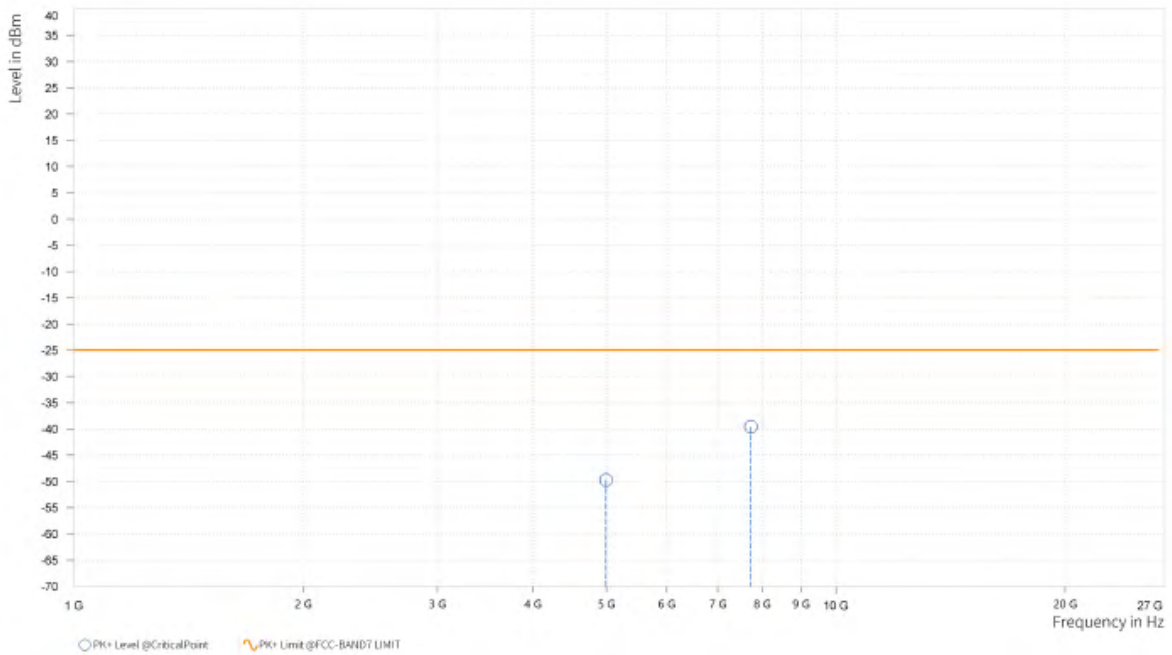
N41: SRS-1 (ANT 1)

CHANNEL BANDWIDTH: 20MHz / QPSK

CH 501204:

MODE	TX channel 501204	FREQUENCY RANGE	Above 1000MHz
ENVIRONMENTAL CONDITIONS	23deg. C, 70%RH	INPUT POWER	AC 120V/60HZ
TESTED BY	Jace Hu		
ANTENNA POLARITY & TEST DISTANCE: HORIZONTAL AT 3 M			

Rg	Frequency [MHz]	PK+ Level [dBm]	PK+ Limit [dBm]	PK+ Margin [dB]	Correction [dB]	Polarization	Azimuth [deg]	Antenna Height [m]
4	4,994.000	-49.72	-25.00	24.72	25.47	H	166.8	2
5	7,734.500	-39.56	-25.00	14.56	32.81	H	0.9	2

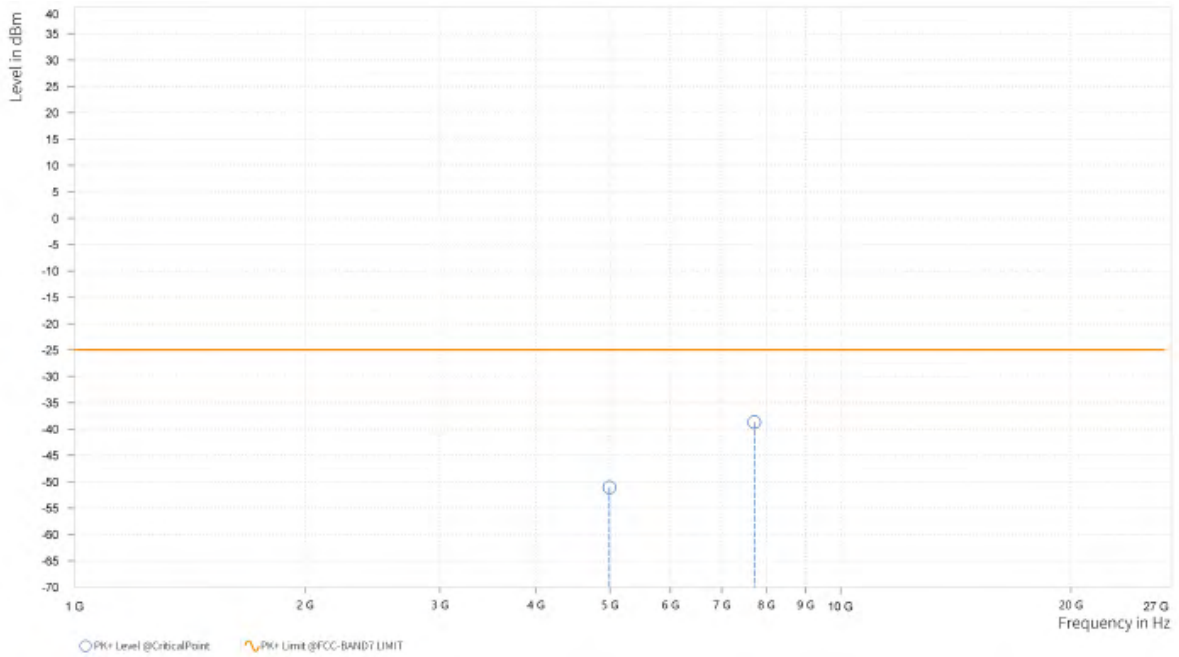




Test Report No.: W7L-P22110036RF12

MODE	TX channel 501204	FREQUENCY RANGE	Above 1000MHz
ENVIRONMENTAL CONDITIONS	23deg. C, 70%RH	INPUT POWER	AC 120V/60HZ
TESTED BY	Jace Hu		
ANTENNA POLARITY & TEST DISTANCE: VERTICAL AT 3 M			

Rg	Frequency [MHz]	PK+ Level [dBm]	PK+ Limit [dBm]	PK+ Margin [dB]	Correction [dB]	Polarization	Azimuth [deg]	Antenna Height [m]
4	4,994.500	-51.08	-25.00	26.08	25.30	V	202.8	1
5	7,715.500	-38.70	-25.00	13.70	32.95	V	1	2





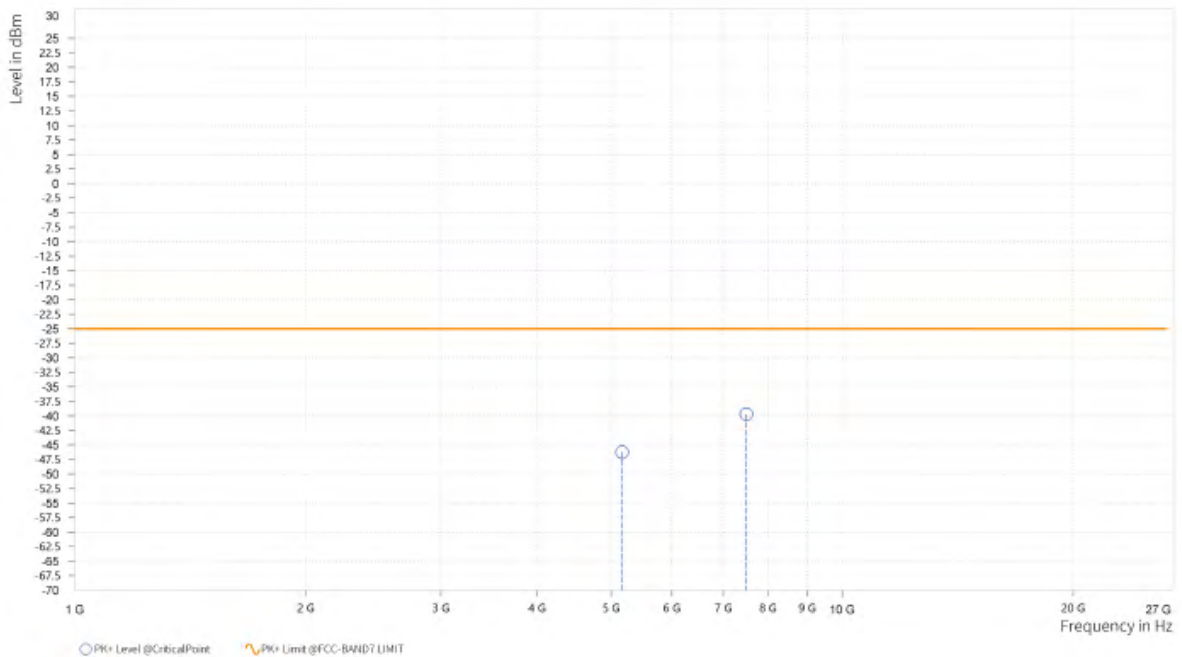
BUREAU VERITAS

Test Report No.: W7L-P22110036RF12

CH 518598:

MODE	TX channel 518598	FREQUENCY RANGE	Above 1000MHz
ENVIRONMENTAL CONDITIONS	23deg. C, 70%RH	INPUT POWER	AC 120V/60HZ
TESTED BY	Jace Hu		
ANTENNA POLARITY & TEST DISTANCE: HORIZONTAL AT 3 M			

Rg	Frequency [MHz]	PK+ Level [dBm]	PK+ Limit [dBm]	PK+ Margin [dB]	Correction [dB]	Polarization	Azimuth [deg]	Antenna Height [m]
4	5,167.500	-46.25	-25.00	21.25	26.19	H	359	2
5	7,498.500	-39.71	-25.00	14.71	31.84	H	274.5	1

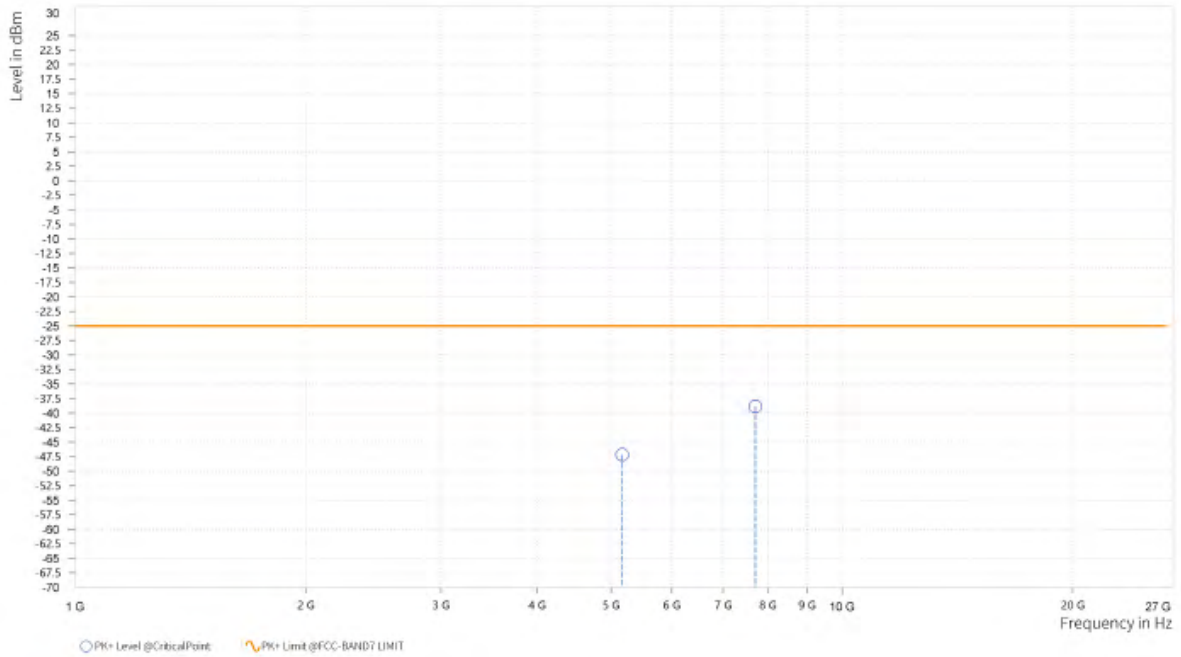




Test Report No.: W7L-P22110036RF12

MODE	TX channel 518598	FREQUENCY RANGE	Above 1000MHz
ENVIRONMENTAL CONDITIONS	23deg. C, 70%RH	INPUT POWER	AC 120V/60HZ
TESTED BY	Jace Hu		
ANTENNA POLARITY & TEST DISTANCE: VERTICAL AT 3 M			

Rg	Frequency [MHz]	PK+ Level [dBm]	PK+ Limit [dBm]	PK+ Margin [dB]	Correction [dB]	Polarization	Azimuth [deg]	Antenna Height [m]
4	5,168.000	-47.17	-25.00	22.17	26.05	V	1	2
5	7,704.500	-38.86	-25.00	13.86	32.91	V	1	1





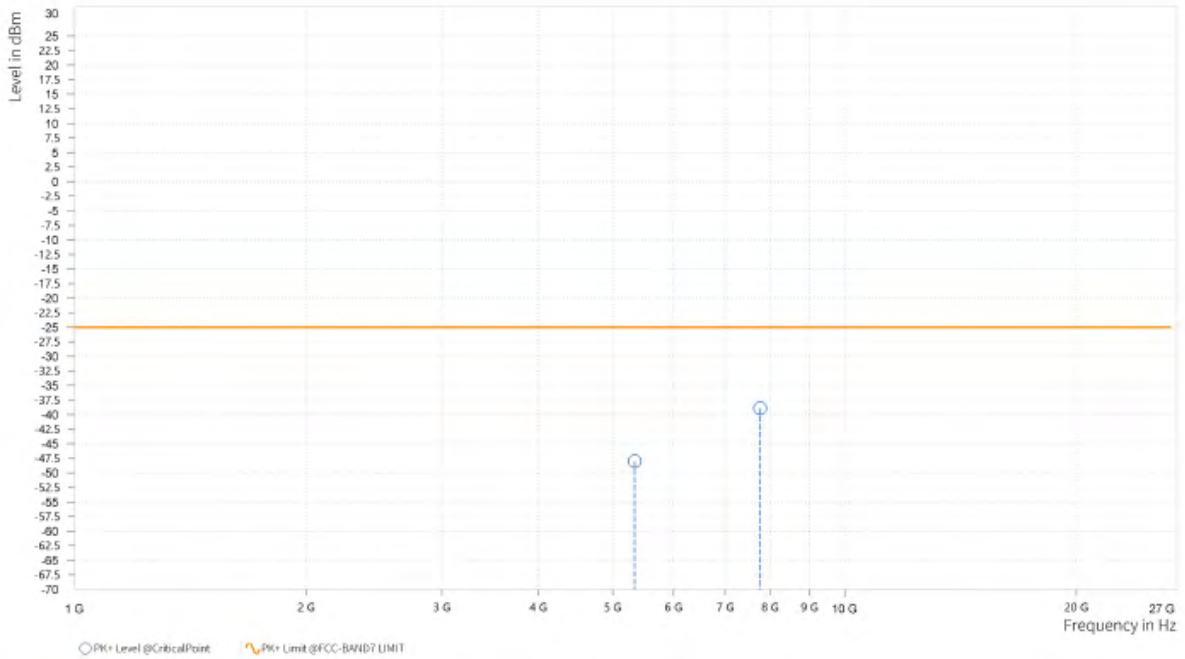
BUREAU
VERITAS

Test Report No.: W7L-P22110036RF12

CH 535998:

MODE	TX channel 535998	FREQUENCY RANGE	Above 1000MHz
ENVIRONMENTAL CONDITIONS	23deg. C, 70%RH	INPUT POWER	AC 120V/60HZ
TESTED BY	Jace Hu		
ANTENNA POLARITY & TEST DISTANCE: HORIZONTAL AT 3 M			

Rg	Frequency [MHz]	PK+ Level [dBm]	PK+ Limit [dBm]	PK+ Margin [dB]	Correction [dB]	Polarization	Azimuth [deg]	Antenna Height [m]
4	5,342.000	-48.00	-25.00	23.00	27.23	H	359	2
5	7,768.500	-38.91	-25.00	13.91	32.84	H	278.2	1

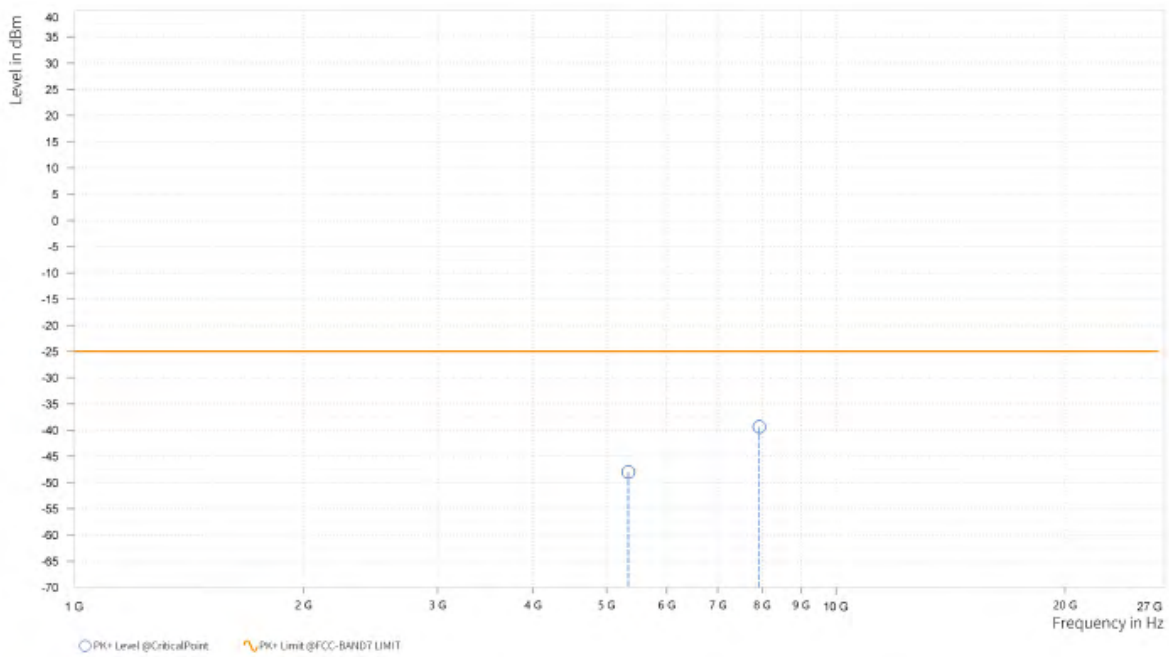




Test Report No.: W7L-P22110036RF12

MODE	TX channel 535998	FREQUENCY RANGE	Above 1000MHz
ENVIRONMENTAL CONDITIONS	23deg. C, 70%RH	INPUT POWER	AC 120V/60HZ
TESTED BY	Jace Hu		
ANTENNA POLARITY & TEST DISTANCE: VERTICAL AT 3 M			

Rg	Frequency [MHz]	PK+ Level [dBm]	PK+ Limit [dBm]	PK+ Margin [dB]	Correction [dB]	Polarization	Azimuth [deg]	Antenna Height [m]
4	5,342.000	-48.03	-25.00	23.03	26.60	V	1	1
5	7,932.500	-39.40	-25.00	14.40	33.16	V	1	1



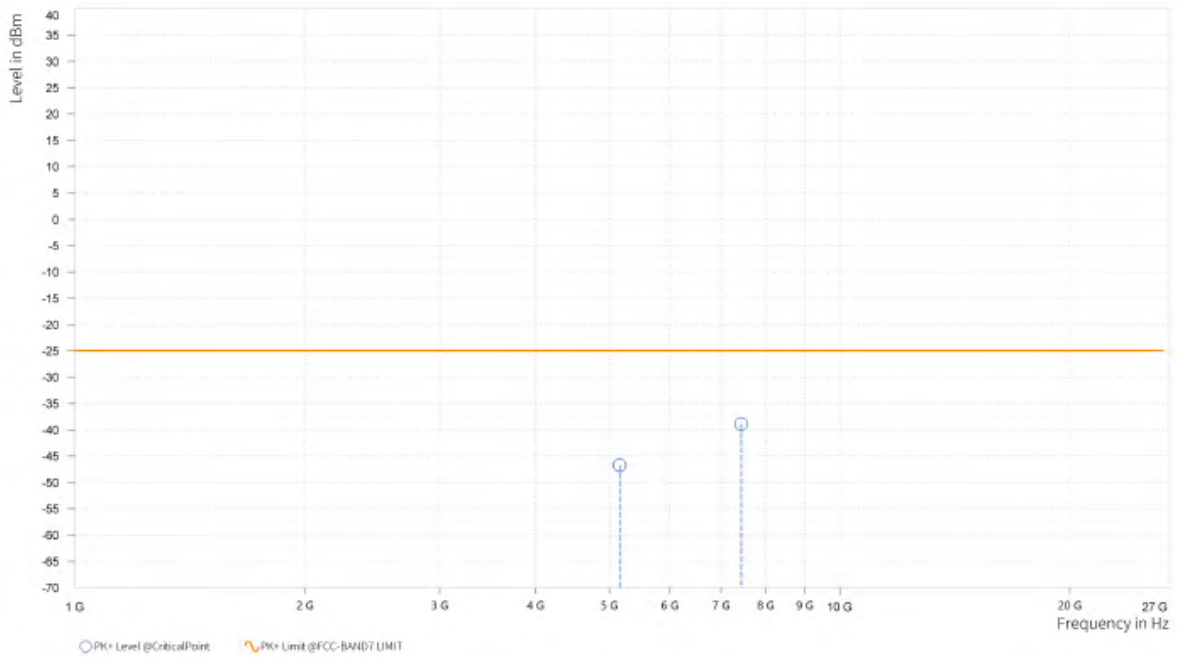


Test Report No.: W7L-P22110036RF12

CHANNEL BANDWIDTH: 30MHz / QPSK

MODE	TX channel 518598	FREQUENCY RANGE	Above 1000MHz
ENVIRONMENTAL CONDITIONS	23deg. C, 70%RH	INPUT POWER	AC 120V/60HZ
TESTED BY	Jace Hu		
ANTENNA POLARITY & TEST DISTANCE: HORIZONTAL AT 3 M			

Rg	Frequency [MHz]	PK+ Level [dBm]	PK+ Limit [dBm]	PK+ Margin [dB]	Correction [dB]	Polarization	Azimuth [deg]	Antenna Height [m]
4	5,158.000	-46.76	-25.00	21.76	26.22	H	359	2
5	7,436.000	-38.90	-25.00	13.90	31.60	H	359.1	1

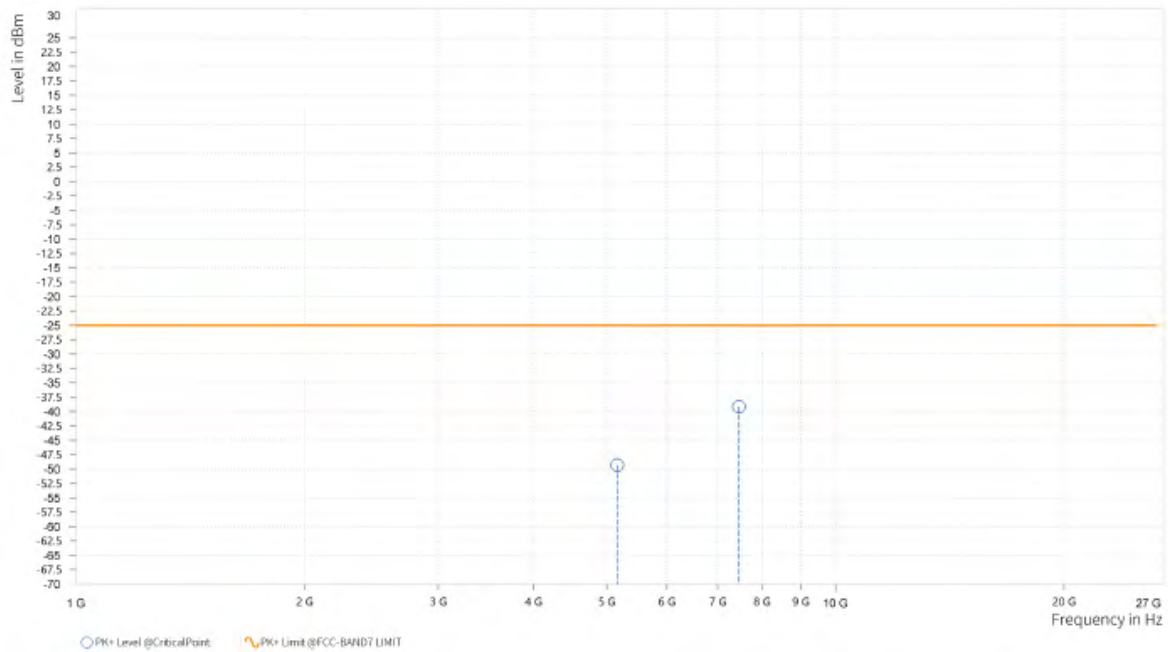




Test Report No.: W7L-P22110036RF12

MODE	TX channel 518598	FREQUENCY RANGE	Above 1000MHz
ENVIRONMENTAL CONDITIONS	23deg. C, 70%RH	INPUT POWER	AC 120V/60HZ
TESTED BY	Jace Hu		
ANTENNA POLARITY & TEST DISTANCE: VERTICAL AT 3 M			

Rg	Frequency [MHz]	PK+ Level [dBm]	PK+ Limit [dBm]	PK+ Margin [dB]	Correction [dB]	Polarization	Azimuth [deg]	Antenna Height [m]
4	5,158.500	-49.32	-25.00	24.32	26.14	V	1	2
5	7,462.000	-39.17	-25.00	14.17	31.72	V	85.4	2





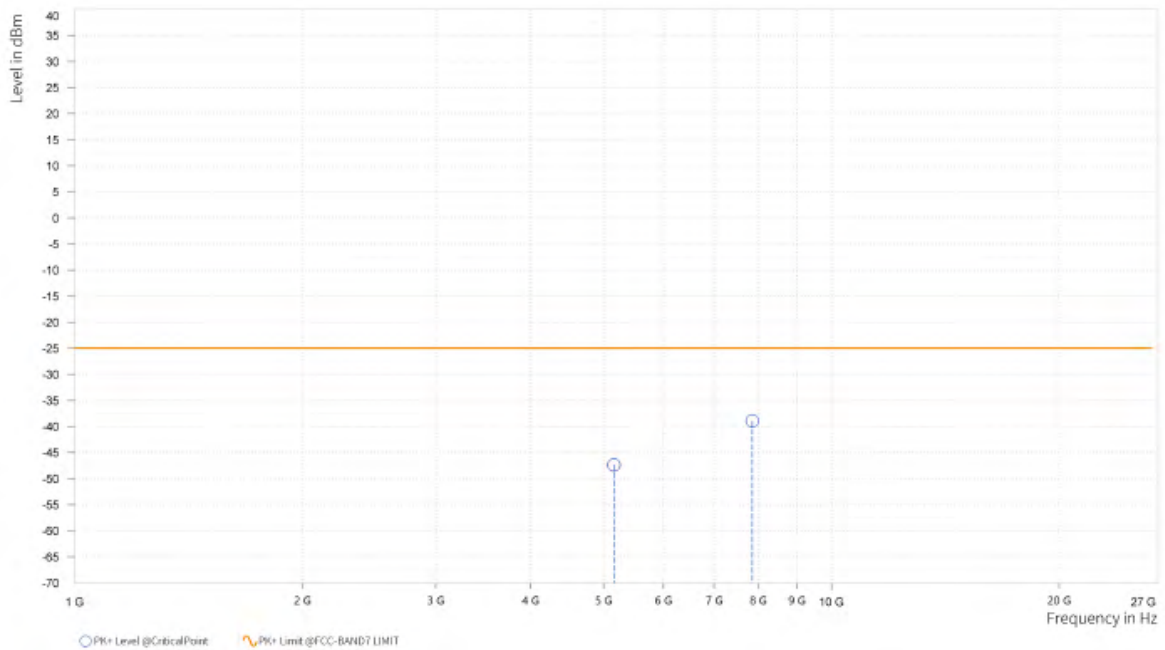
BUREAU VERITAS

Test Report No.: W7L-P22110036RF12

CHANNEL BANDWIDTH: 40MHz / QPSK

MODE	TX channel 518598	FREQUENCY RANGE	Above 1000MHz
ENVIRONMENTAL CONDITIONS	23deg. C, 70%RH	INPUT POWER	AC 120V/60HZ
TESTED BY	Jace Hu		
ANTENNA POLARITY & TEST DISTANCE: HORIZONTAL AT 3 M			

Rg	Frequency [MHz]	PK+ Level [dBm]	PK+ Limit [dBm]	PK+ Margin [dB]	Correction [dB]	Polarization	Azimuth [deg]	Antenna Height [m]
4	5,158.500	-47.36	-25.00	22.36	26.22	H	1	2
5	7,863.000	-38.94	-25.00	13.94	32.99	H	359	2

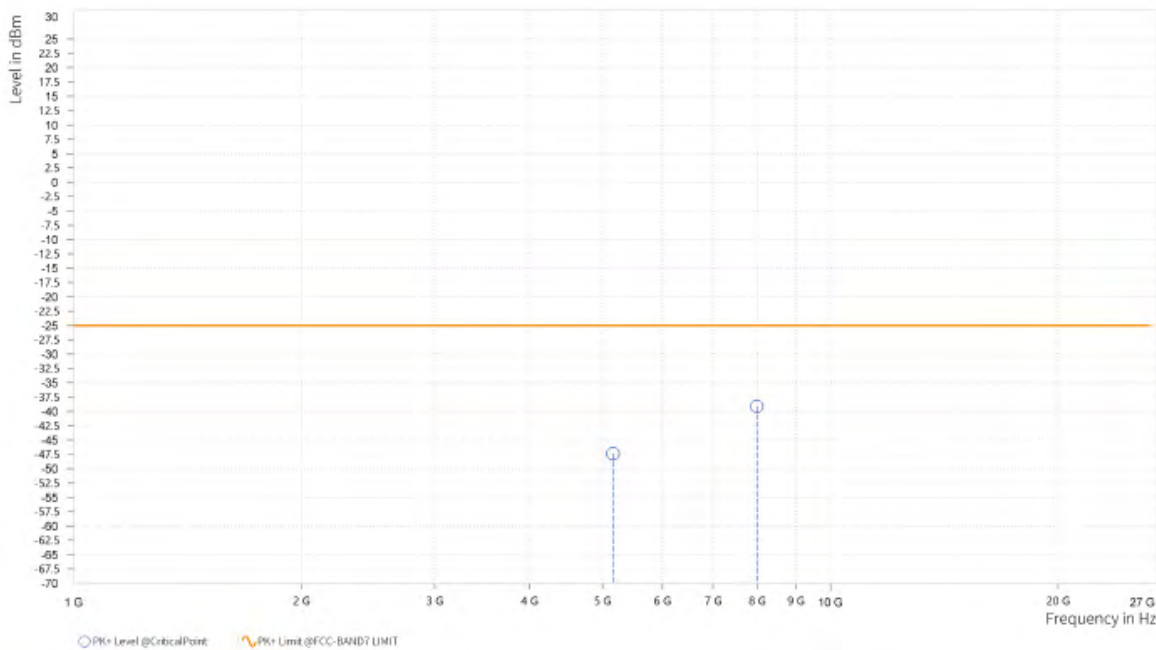




Test Report No.: W7L-P22110036RF12

MODE	TX channel 518598	FREQUENCY RANGE	Above 1000MHz
ENVIRONMENTAL CONDITIONS	23deg. C, 70%RH	INPUT POWER	AC 120V/60HZ
TESTED BY	Jace Hu		
ANTENNA POLARITY & TEST DISTANCE: VERTICAL AT 3 M			

Rg	Frequency [MHz]	PK+ Level [dBm]	PK+ Limit [dBm]	PK+ Margin [dB]	Correction [dB]	Polarization	Azimuth [deg]	Antenna Height [m]
4	5,158.500	-47.37	-25.00	22.37	26.14	V	1	2
5	7,992.000	-39.10	-25.00	14.10	33.33	V	1	2





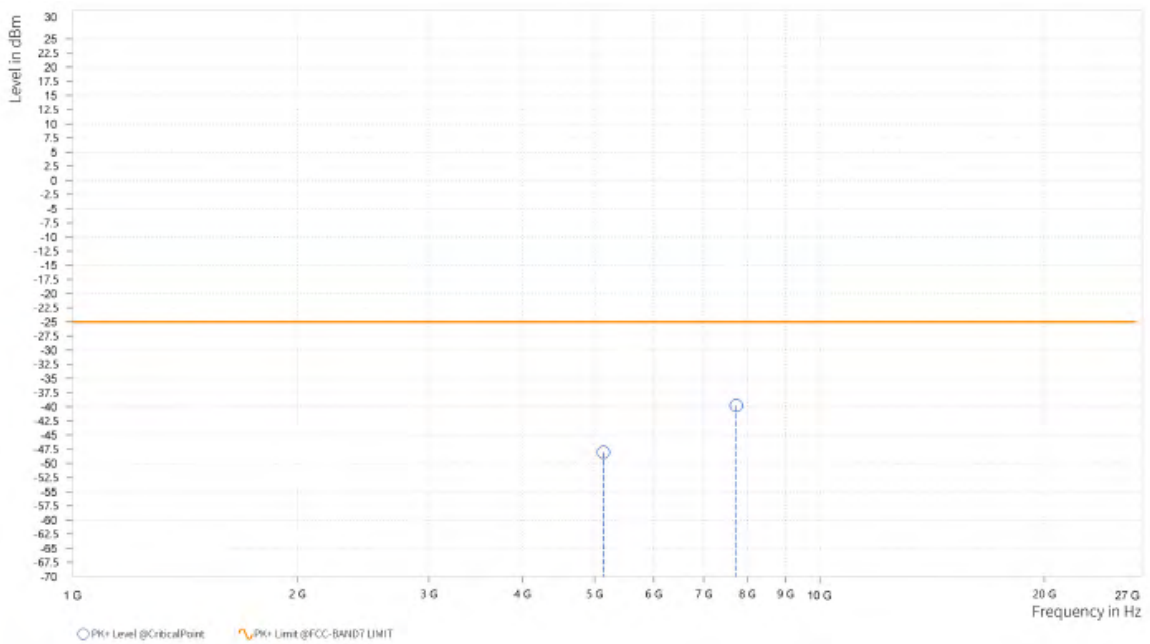
BUREAU VERITAS

Test Report No.: W7L-P22110036RF12

CHANNEL BANDWIDTH: 50MHz / QPSK

MODE	TX channel 518598	FREQUENCY RANGE	Above 1000MHz
ENVIRONMENTAL CONDITIONS	23deg. C, 70%RH	INPUT POWER	AC 120V/60HZ
TESTED BY	Jace Hu		
ANTENNA POLARITY & TEST DISTANCE: HORIZONTAL AT 3 M			

Rg	Frequency [MHz]	PK+ Level [dBm]	PK+ Limit [dBm]	PK+ Margin [dB]	Correction [dB]	Polarization	Azimuth [deg]	Antenna Height [m]
4	5,138.500	-48.03	-25.00	23.03	26.21	H	359.1	1
5	7,733.000	-39.77	-25.00	14.77	32.81	H	275.8	1

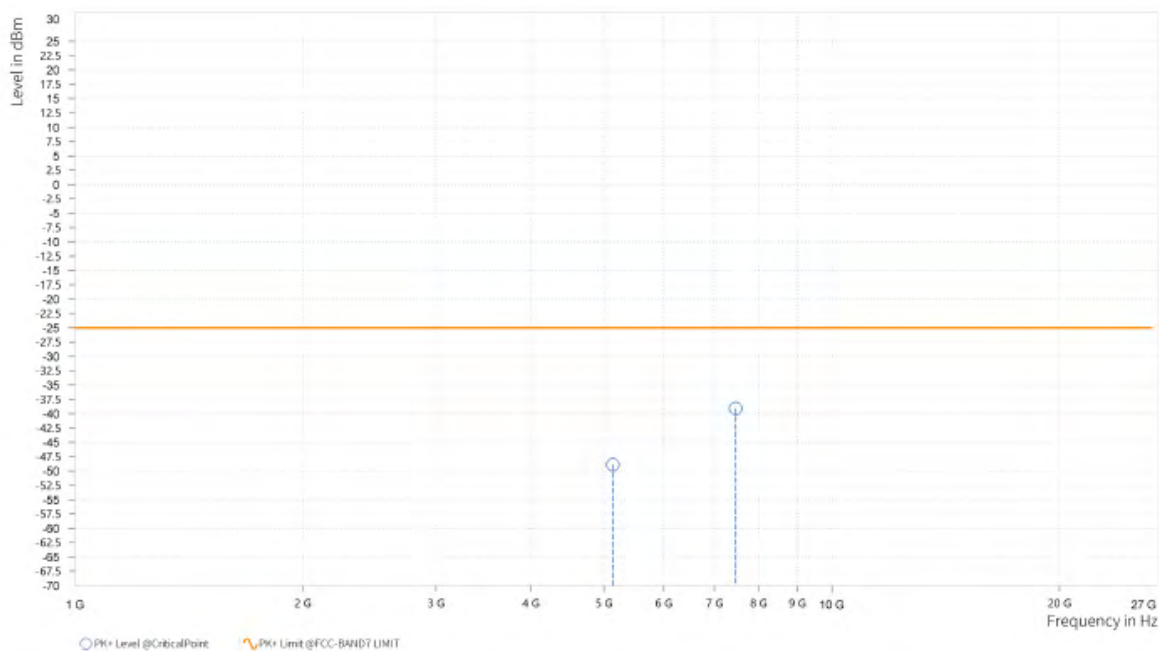




Test Report No.: W7L-P22110036RF12

MODE	TX channel 518598	FREQUENCY RANGE	Above 1000MHz
ENVIRONMENTAL CONDITIONS	23deg. C, 70%RH	INPUT POWER	AC 120V/60HZ
TESTED BY	Jace Hu		
ANTENNA POLARITY & TEST DISTANCE: VERTICAL AT 3 M			

Rg	Frequency [MHz]	PK+ Level [dBm]	PK+ Limit [dBm]	PK+ Margin [dB]	Correction [dB]	Polarization	Azimuth [deg]	Antenna Height [m]
4	5,138.500	-48.90	-25.00	23.90	26.21	V	359	2
5	7,465.000	-39.06	-25.00	14.06	31.73	V	81.9	2





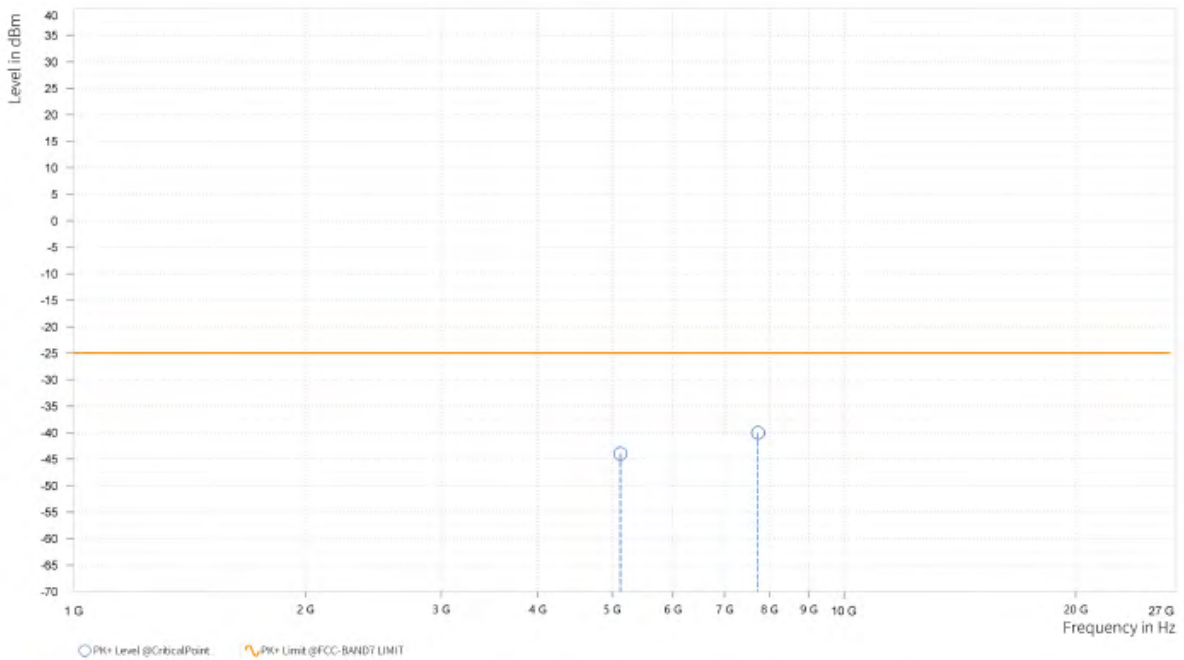
BUREAU VERITAS

Test Report No.: W7L-P22110036RF12

CHANNEL BANDWIDTH: 60MHz / QPSK

MODE	TX channel 518598	FREQUENCY RANGE	Above 1000MHz
ENVIRONMENTAL CONDITIONS	23deg. C, 70%RH	INPUT POWER	AC 120V/60HZ
TESTED BY	Jace Hu		
ANTENNA POLARITY & TEST DISTANCE: HORIZONTAL AT 3 M			

Rg	Frequency [MHz]	PK+ Level [dBm]	PK+ Limit [dBm]	PK+ Margin [dB]	Correction [dB]	Polarization	Azimuth [deg]	Antenna Height [m]
4	5,128.000	-43.96	-25.00	18.96	26.19	H	0.9	2
5	7,735.000	-40.04	-25.00	15.04	32.82	H	0.9	2

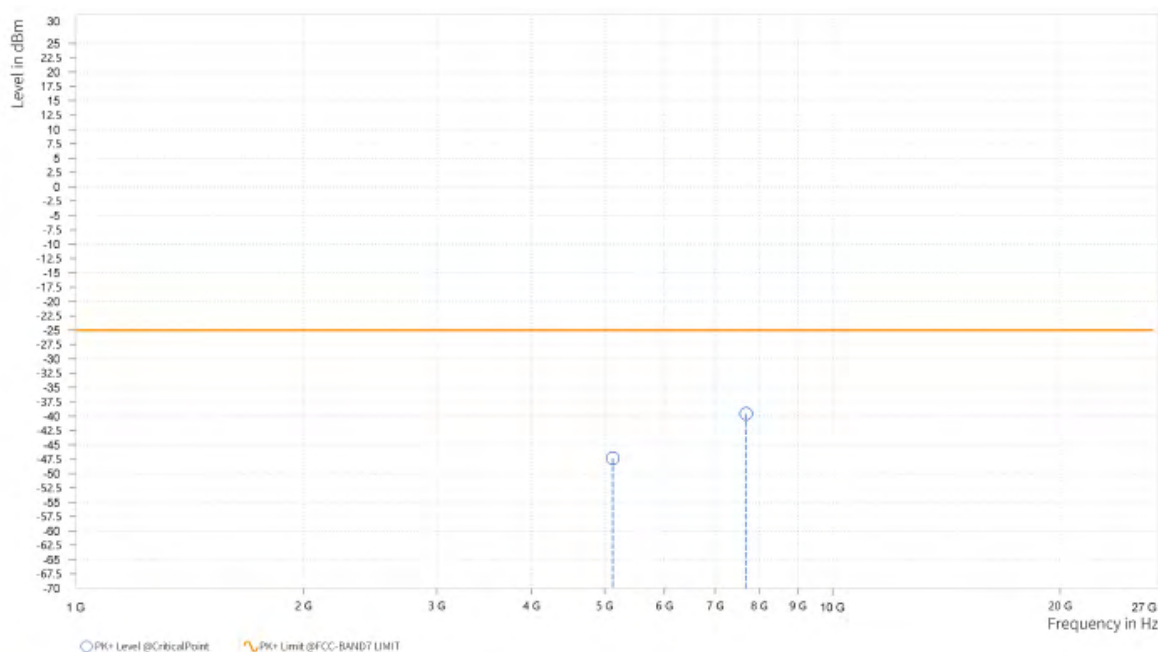




Test Report No.: W7L-P22110036RF12

MODE	TX channel 518598	FREQUENCY RANGE	Above 1000MHz
ENVIRONMENTAL CONDITIONS	23deg. C, 70%RH	INPUT POWER	AC 120V/60HZ
TESTED BY	Jace Hu		
ANTENNA POLARITY & TEST DISTANCE: VERTICAL AT 3 M			

Rg	Frequency [MHz]	PK+ Level [dBm]	PK+ Limit [dBm]	PK+ Margin [dB]	Correction [dB]	Polarization	Azimuth [deg]	Antenna Height [m]
4	5,127.500	-47.36	-25.00	22.36	26.22	V	0.9	2
5	7,688.500	-39.58	-25.00	14.58	32.84	V	52	2





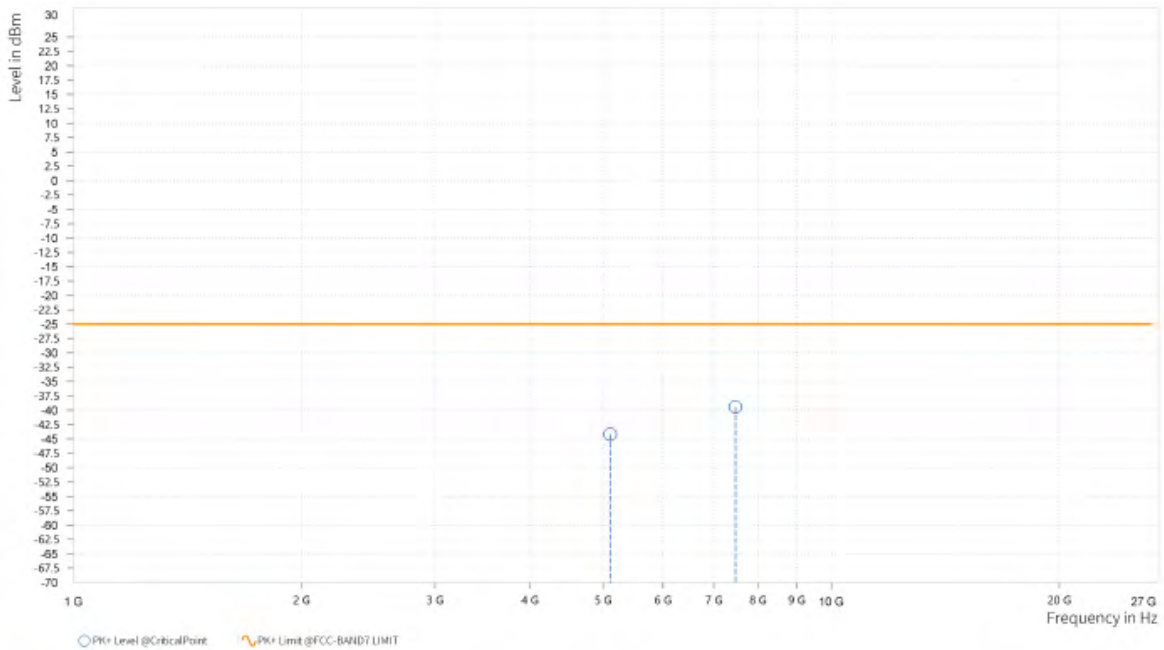
BUREAU VERITAS

Test Report No.: W7L-P22110036RF12

CHANNEL BANDWIDTH: 80MHz / QPSK

MODE	TX channel 518598	FREQUENCY RANGE	Above 1000MHz
ENVIRONMENTAL CONDITIONS	23deg. C, 70%RH	INPUT POWER	AC 120V/60HZ
TESTED BY	Jace Hu		
ANTENNA POLARITY & TEST DISTANCE: HORIZONTAL AT 3 M			

Rg	Frequency [MHz]	PK+ Level [dBm]	PK+ Limit [dBm]	PK+ Margin [dB]	Correction [dB]	Polarization	Azimuth [deg]	Antenna Height [m]
4	5,108.000	-44.20	-25.00	19.20	26.13	H	359	2
5	7,472.000	-39.40	-25.00	14.40	31.68	H	359	1

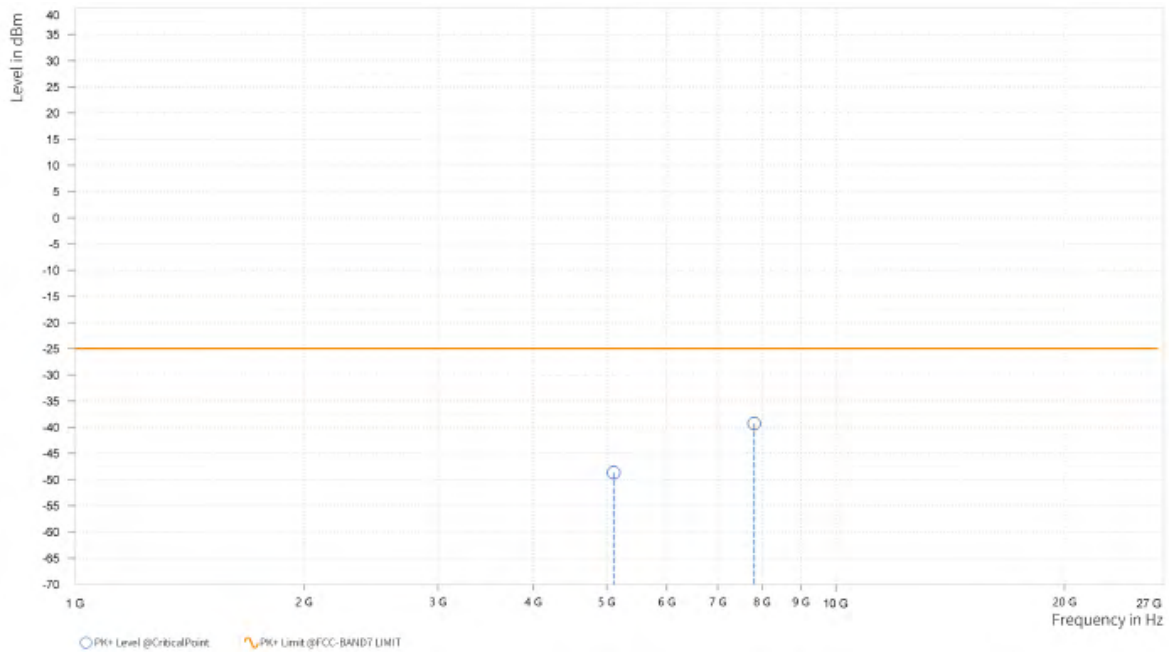




Test Report No.: W7L-P22110036RF12

MODE	TX channel 518598	FREQUENCY RANGE	Above 1000MHz
ENVIRONMENTAL CONDITIONS	23deg. C, 70%RH	INPUT POWER	AC 120V/60HZ
TESTED BY	Jace Hu		
ANTENNA POLARITY & TEST DISTANCE: VERTICAL AT 3 M			

Rg	Frequency [MHz]	PK+ Level [dBm]	PK+ Limit [dBm]	PK+ Margin [dB]	Correction [dB]	Polarization	Azimuth [deg]	Antenna Height [m]
4	5,108.500	-48.69	-25.00	23.69	26.21	V	359	2
5	7,815.500	-39.28	-25.00	14.28	33.07	V	359	1





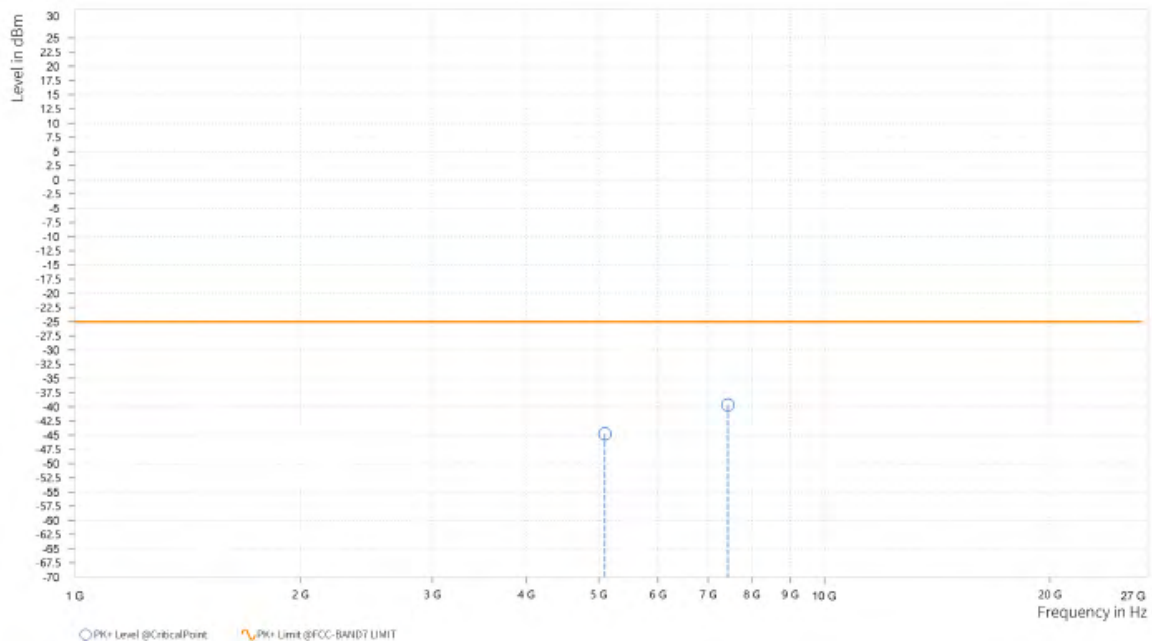
BUREAU VERITAS

Test Report No.: W7L-P22110036RF12

CHANNEL BANDWIDTH: 90MHz / QPSK

MODE	TX channel 518598	FREQUENCY RANGE	Above 1000MHz
ENVIRONMENTAL CONDITIONS	23deg. C, 70%RH	INPUT POWER	AC 120V/60HZ
TESTED BY	Jace Hu		
ANTENNA POLARITY & TEST DISTANCE: HORIZONTAL AT 3 M			

Rg	Frequency [MHz]	PK+ Level [dBm]	PK+ Limit [dBm]	PK+ Margin [dB]	Correction [dB]	Polarization	Azimuth [deg]	Antenna Height [m]
4	5,098.000	-44.78	-25.00	19.78	26.04	H	1	2
5	7,435.000	-39.66	-25.00	14.66	31.60	H	275.7	1

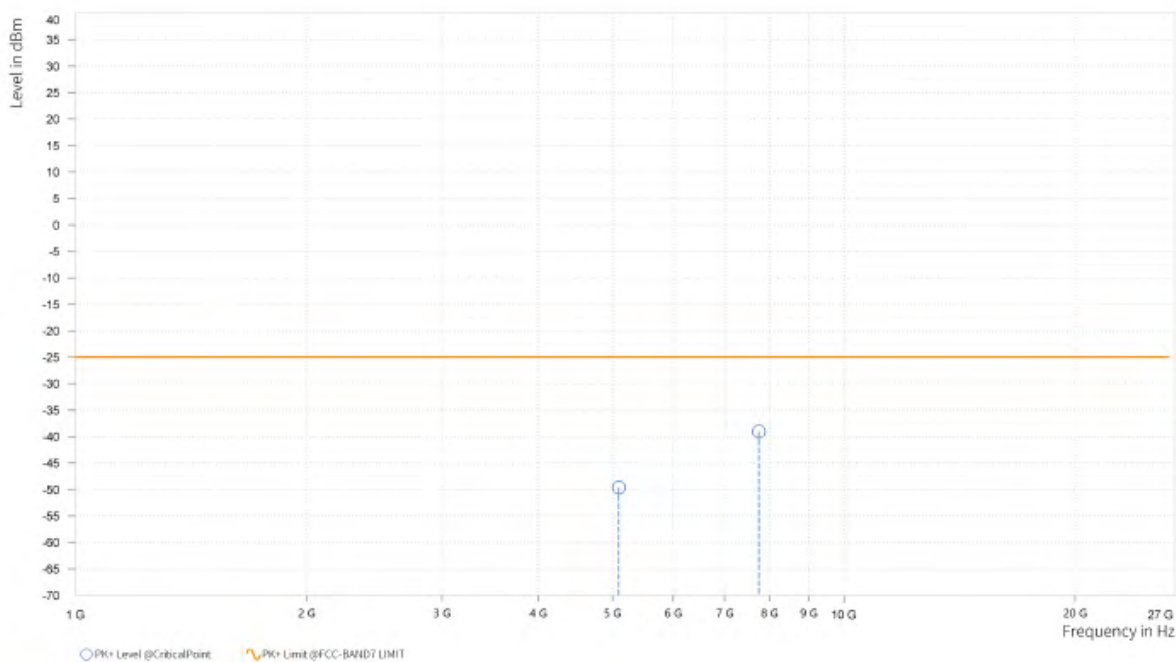




Test Report No.: W7L-P22110036RF12

MODE	TX channel 518598	FREQUENCY RANGE	Above 1000MHz
ENVIRONMENTAL CONDITIONS	23deg. C, 70%RH	INPUT POWER	AC 120V/60HZ
TESTED BY	Jace Hu		
ANTENNA POLARITY & TEST DISTANCE: VERTICAL AT 3 M			

Rg	Frequency [MHz]	PK+ Level [dBm]	PK+ Limit [dBm]	PK+ Margin [dB]	Correction [dB]	Polarization	Azimuth [deg]	Antenna Height [m]
4	5,098.000	-49.62	-25.00	24.62	26.14	V	359	2
5	7,749.500	-39.09	-25.00	14.09	33.03	V	52	2





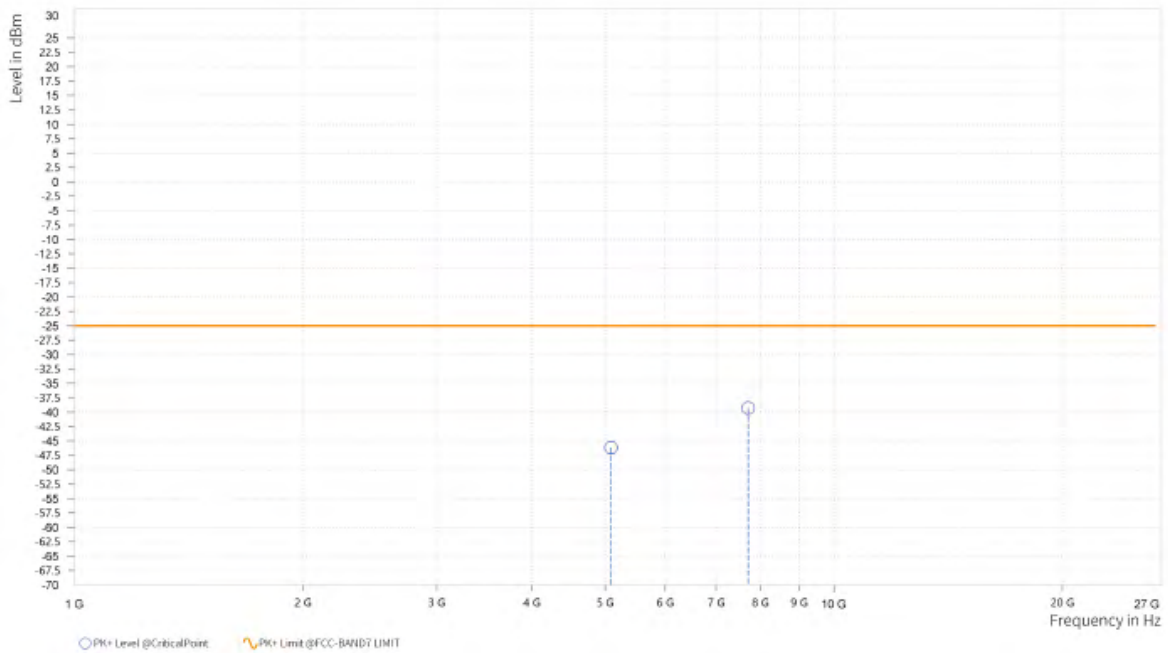
BUREAU VERITAS

Test Report No.: W7L-P22110036RF12

CHANNEL BANDWIDTH: 100MHz / QPSK

MODE	TX channel 518598	FREQUENCY RANGE	Above 1000MHz
ENVIRONMENTAL CONDITIONS	23deg. C, 70%RH	INPUT POWER	AC 120V/60HZ
TESTED BY	Jace Hu		
ANTENNA POLARITY & TEST DISTANCE: HORIZONTAL AT 3 M			

Rg	Frequency [MHz]	PK+ Level [dBm]	PK+ Limit [dBm]	PK+ Margin [dB]	Correction [dB]	Polarization	Azimuth [deg]	Antenna Height [m]
4	5,088.000	-46.14	-25.00	21.14	25.94	H	0.9	2
5	7,713.500	-39.26	-25.00	14.26	32.76	H	1	1

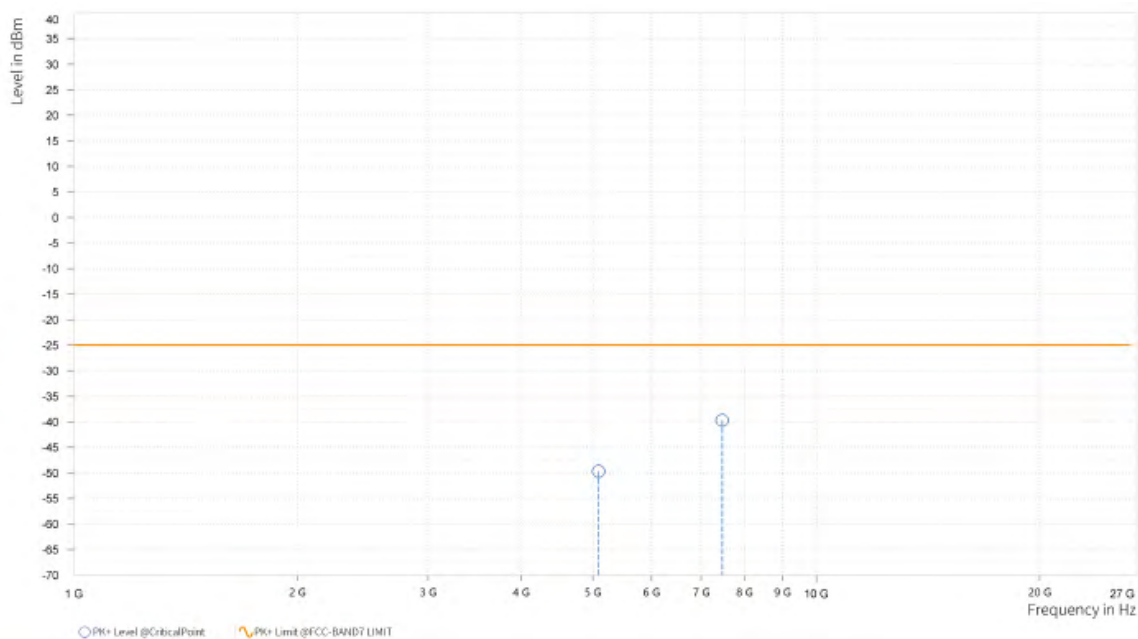




Test Report No.: W7L-P22110036RF12

MODE	TX channel 518598	FREQUENCY RANGE	Above 1000MHz
ENVIRONMENTAL CONDITIONS	23deg. C, 70%RH	INPUT POWER	AC 120V/60HZ
TESTED BY	Jace Hu		
ANTENNA POLARITY & TEST DISTANCE: VERTICAL AT 3 M			

Rg	Frequency [MHz]	PK+ Level [dBm]	PK+ Limit [dBm]	PK+ Margin [dB]	Correction [dB]	Polarization	Azimuth [deg]	Antenna Height [m]
4	5,088.500	-49.69	-25.00	24.69	26.00	V	1	2
5	7,470.000	-39.71	-25.00	14.71	31.76	V	278.1	1





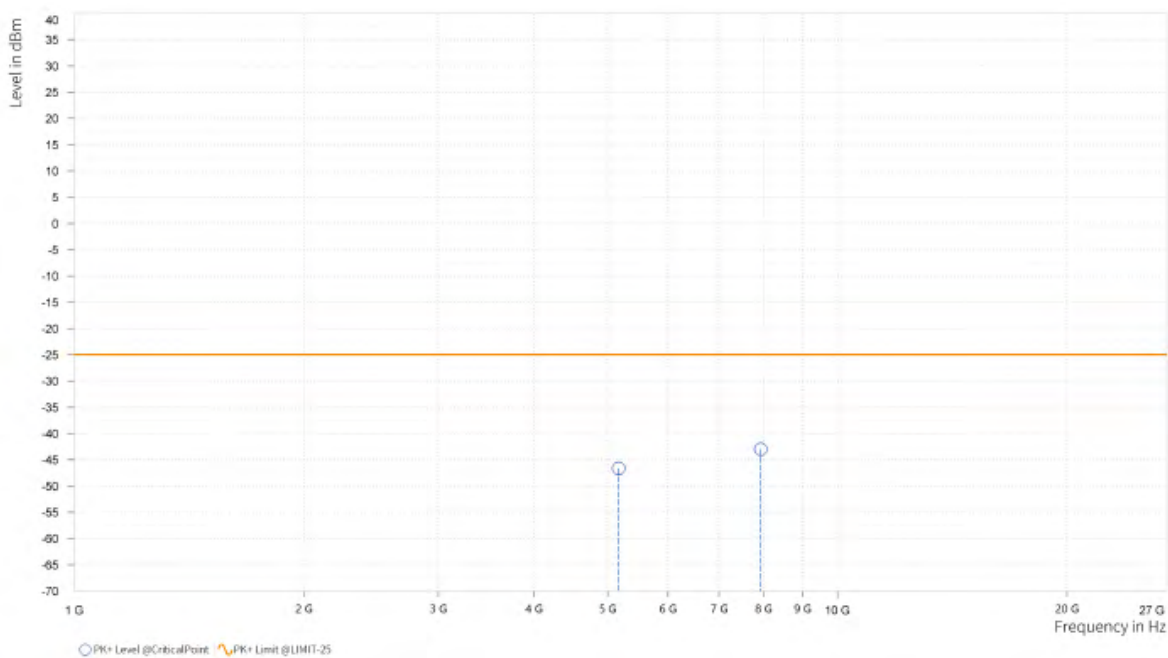
Test Report No.: W7L-P22110036RF12

N41: SRS-2 (ANT 2)

CHANNEL BANDWIDTH: 20MHz / QPSK

MODE	TX channel 518598	FREQUENCY RANGE	Above 1000MHz
ENVIRONMENTAL CONDITIONS	23deg. C, 70%RH	INPUT POWER	AC 120V/60HZ
TESTED BY	Jace Hu		
ANTENNA POLARITY & TEST DISTANCE: HORIZONTAL AT 3 M			

Rg	Frequency [MHz]	PK+ Level [dBm]	PK+ Limit [dBm]	PK+ Margin [dB]	Correction [dB]	Polarization	Azimuth [deg]	Antenna Height [m]
4	5,168.000	-46.65	-25.00	21.65	26.18	H	1	1
5	7,937.500	-43.01	-25.00	18.01	32.99	H	68.7	2

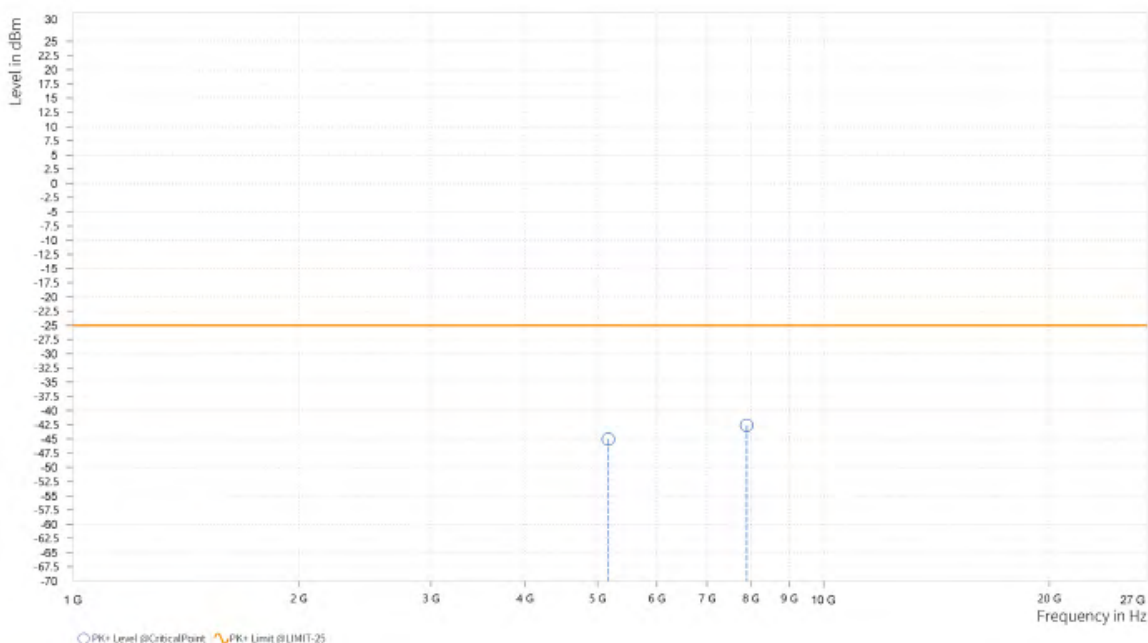




Test Report No.: W7L-P22110036RF12

MODE	TX channel 518598	FREQUENCY RANGE	Above 1000MHz
ENVIRONMENTAL CONDITIONS	23deg. C, 70%RH	INPUT POWER	AC 120V/60HZ
TESTED BY	Jace Hu		
ANTENNA POLARITY & TEST DISTANCE: VERTICAL AT 3 M			

Rg	Frequency [MHz]	PK+ Level [dBm]	PK+ Limit [dBm]	PK+ Margin [dB]	Correction [dB]	Polarization	Azimuth [deg]	Antenna Height [m]
4	5,168.000	-45.04	-25.00	20.04	26.05	V	0.9	2
5	7,898.500	-42.61	-25.00	17.61	33.06	V	0.9	2



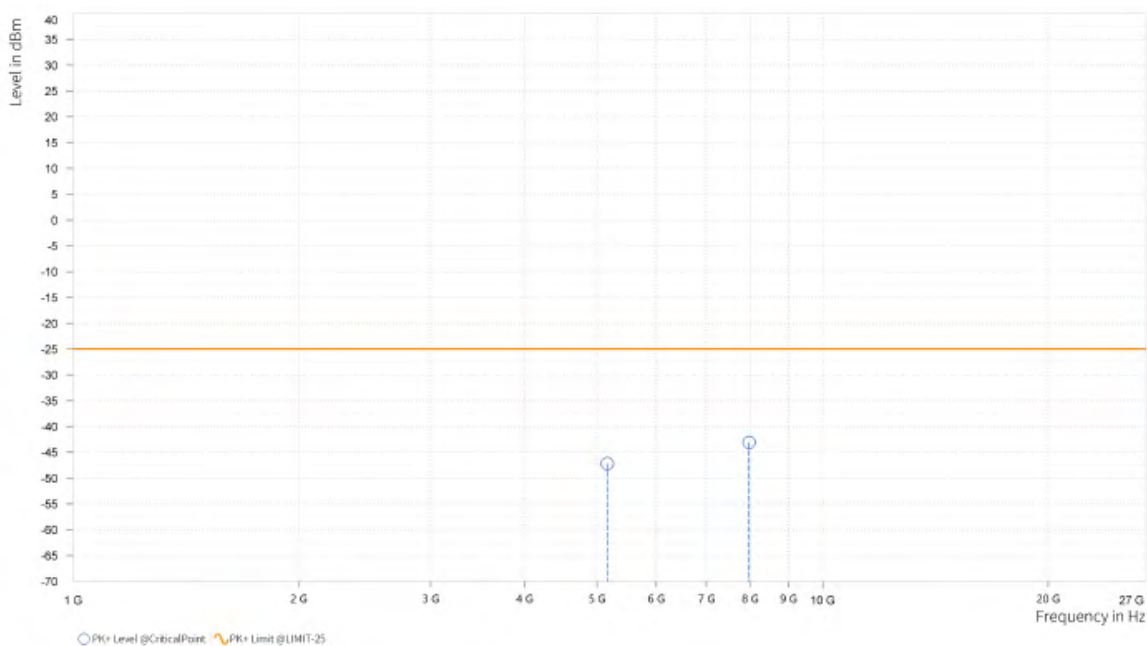


Test Report No.: W7L-P22110036RF12

CHANNEL BANDWIDTH: 30MHz / QPSK

MODE	TX channel 518598	FREQUENCY RANGE	Above 1000MHz
ENVIRONMENTAL CONDITIONS	23deg. C, 70%RH	INPUT POWER	AC 120V/60HZ
TESTED BY	Jace Hu		
ANTENNA POLARITY & TEST DISTANCE: HORIZONTAL AT 3 M			

Rg	Frequency [MHz]	PK+ Level [dBm]	PK+ Limit [dBm]	PK+ Margin [dB]	Correction [dB]	Polarization	Azimuth [deg]	Antenna Height [m]
4	5,158.500	-47.21	-25.00	22.21	26.22	H	359	2
5	7,975.500	-43.08	-25.00	18.08	32.99	H	83	2

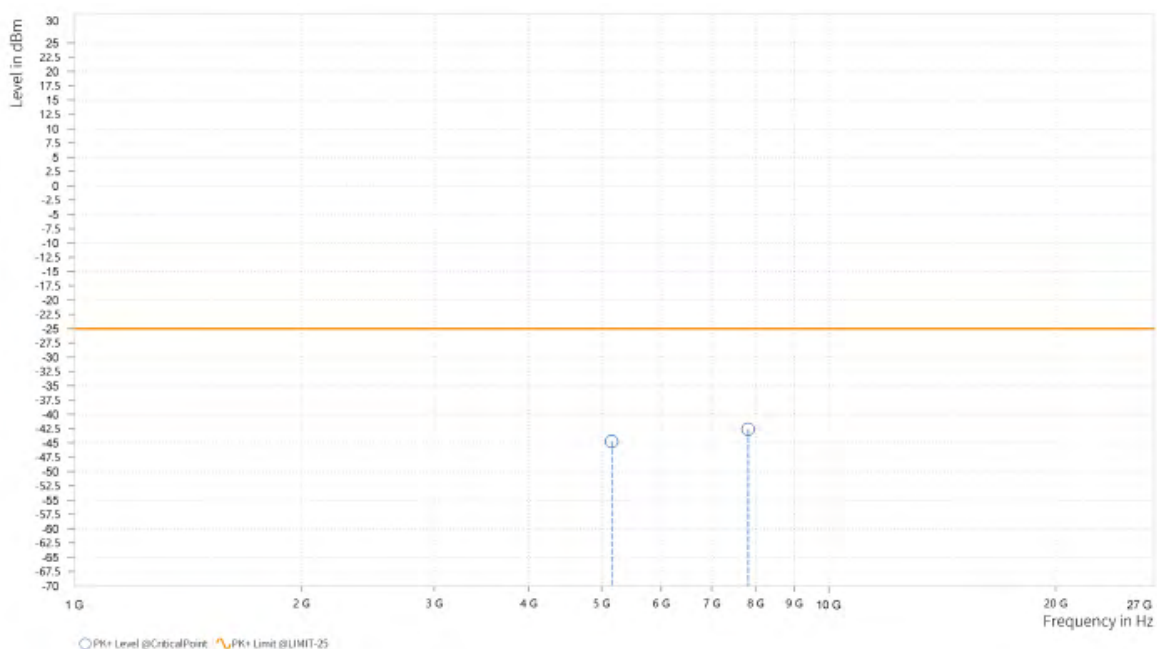




Test Report No.: W7L-P22110036RF12

MODE	TX channel 518598	FREQUENCY RANGE	Above 1000MHz
ENVIRONMENTAL CONDITIONS	23deg. C, 70%RH	INPUT POWER	AC 120V/60HZ
TESTED BY	Jace Hu		
ANTENNA POLARITY & TEST DISTANCE: VERTICAL AT 3 M			

Rg	Frequency [MHz]	PK+ Level [dBm]	PK+ Limit [dBm]	PK+ Margin [dB]	Correction [dB]	Polarization	Azimuth [deg]	Antenna Height [m]
4	5,158.000	-44.74	-25.00	19.74	26.14	V	359	2
5	7,820.500	-42.59	-25.00	17.59	33.07	V	69.9	2





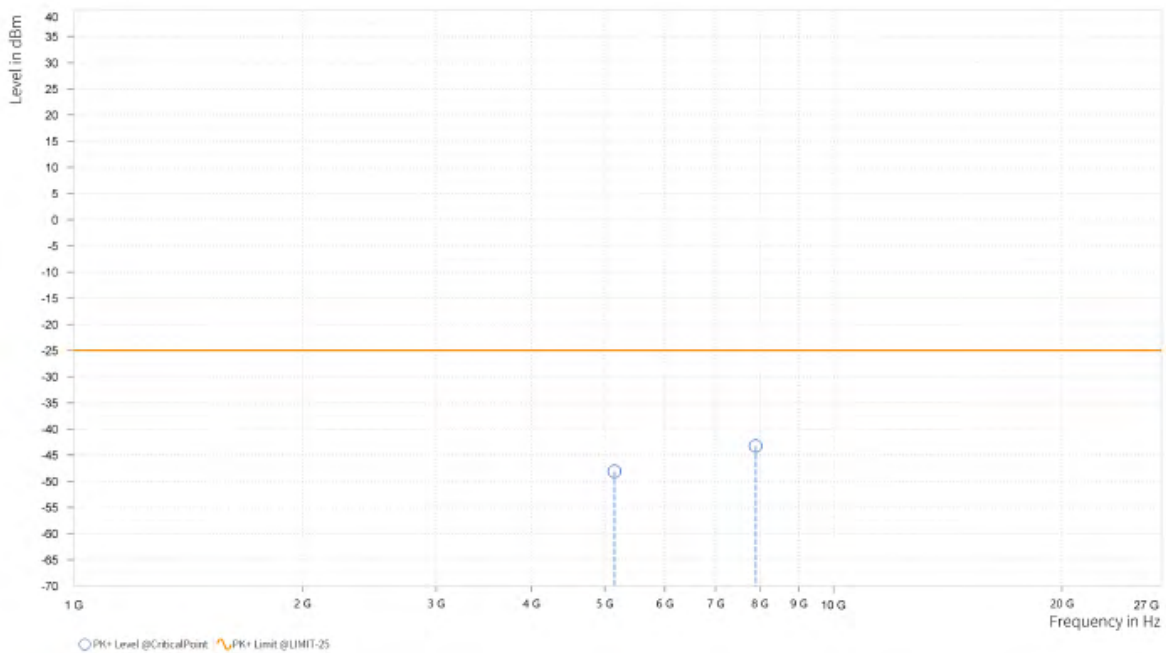
BUREAU VERITAS

Test Report No.: W7L-P22110036RF12

CHANNEL BANDWIDTH: 40MHz / QPSK

MODE	TX channel 518598	FREQUENCY RANGE	Above 1000MHz
ENVIRONMENTAL CONDITIONS	23deg. C, 70%RH	INPUT POWER	AC 120V/60HZ
TESTED BY	Jace Hu		
ANTENNA POLARITY & TEST DISTANCE: HORIZONTAL AT 3 M			

Rg	Frequency [MHz]	PK+ Level [dBm]	PK+ Limit [dBm]	PK+ Margin [dB]	Correction [dB]	Polarization	Azimuth [deg]	Antenna Height [m]
4	5,148.500	-48.13	-25.00	23.13	26.23	H	0.9	2
5	7,899.500	-43.28	-25.00	18.28	33.01	H	359	1

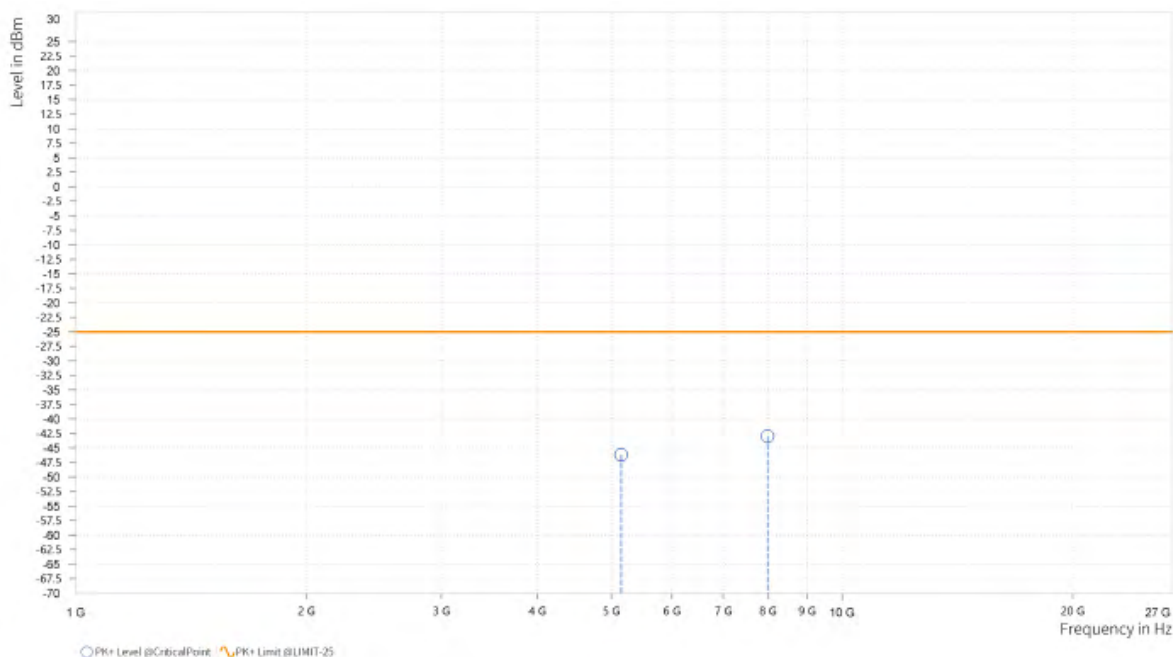




Test Report No.: W7L-P22110036RF12

MODE	TX channel 518598	FREQUENCY RANGE	Above 1000MHz
ENVIRONMENTAL CONDITIONS	23deg. C, 70%RH	INPUT POWER	AC 120V/60HZ
TESTED BY	Jace Hu		
ANTENNA POLARITY & TEST DISTANCE: VERTICAL AT 3 M			

Rg	Frequency [MHz]	PK+ Level [dBm]	PK+ Limit [dBm]	PK+ Margin [dB]	Correction [dB]	Polarization	Azimuth [deg]	Antenna Height [m]
4	5,148.000	-46.15	-25.00	21.15	26.20	V	1	1
5	7,995.500	-42.99	-25.00	17.99	33.34	V	1	1





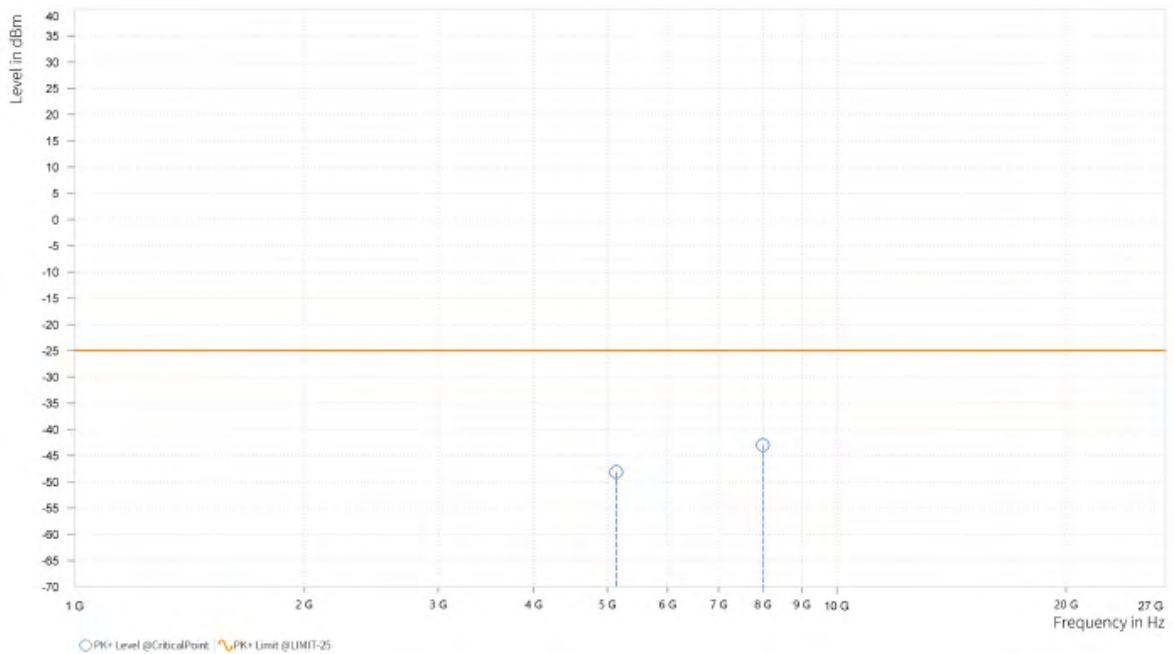
BUREAU VERITAS

Test Report No.: W7L-P22110036RF12

CHANNEL BANDWIDTH: 50MHz / QPSK

MODE	TX channel 518598	FREQUENCY RANGE	Above 1000MHz
ENVIRONMENTAL CONDITIONS	23deg. C, 70%RH	INPUT POWER	AC 120V/60HZ
TESTED BY	Jace Hu		
ANTENNA POLARITY & TEST DISTANCE: HORIZONTAL AT 3 M			

Rg	Frequency [MHz]	PK+ Level [dBm]	PK+ Limit [dBm]	PK+ Margin [dB]	Correction [dB]	Polarization	Azimuth [deg]	Antenna Height [m]
4	5,138.500	-48.11	-25.00	23.11	26.21	H	359	2
5	7,998.500	-42.99	-25.00	17.99	33.15	H	359.1	1

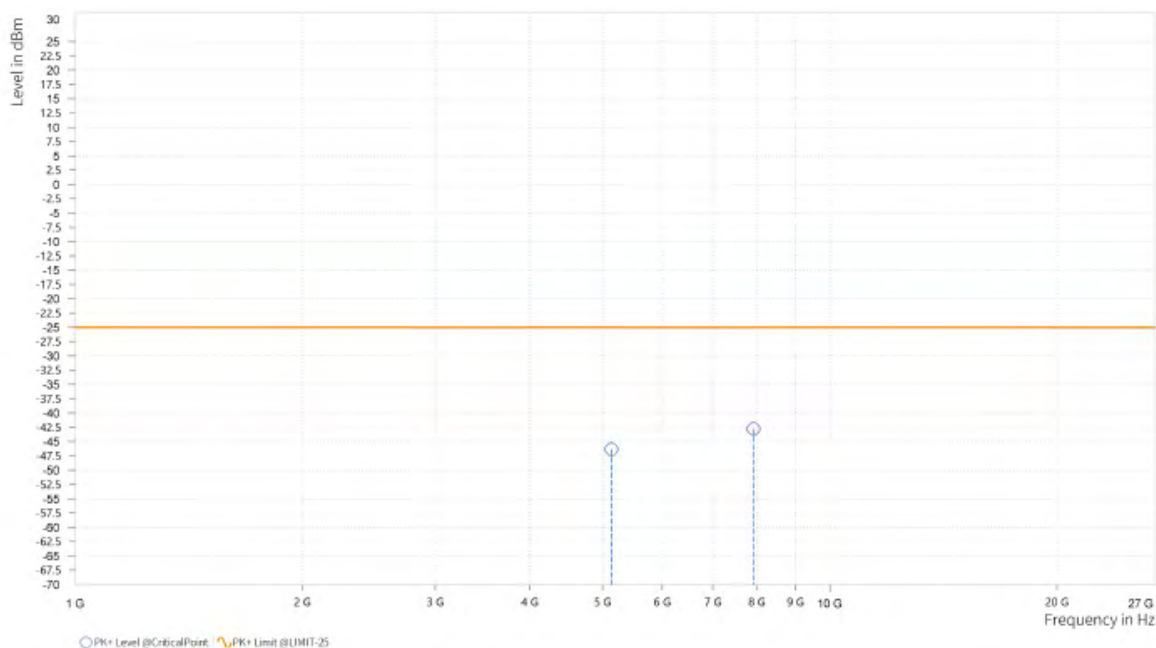




Test Report No.: W7L-P22110036RF12

MODE	TX channel 518598	FREQUENCY RANGE	Above 1000MHz
ENVIRONMENTAL CONDITIONS	23deg. C, 70%RH	INPUT POWER	AC 120V/60HZ
TESTED BY	Jace Hu		
ANTENNA POLARITY & TEST DISTANCE: VERTICAL AT 3 M			

Rg	Frequency [MHz]	PK+ Level [dBm]	PK+ Limit [dBm]	PK+ Margin [dB]	Correction [dB]	Polarization	Azimuth [deg]	Antenna Height [m]
4	5,138.500	-46.32	-25.00	21.32	26.21	V	190.8	1
5	7,921.000	-42.77	-25.00	17.77	33.13	V	1	1





BUREAU VERITAS

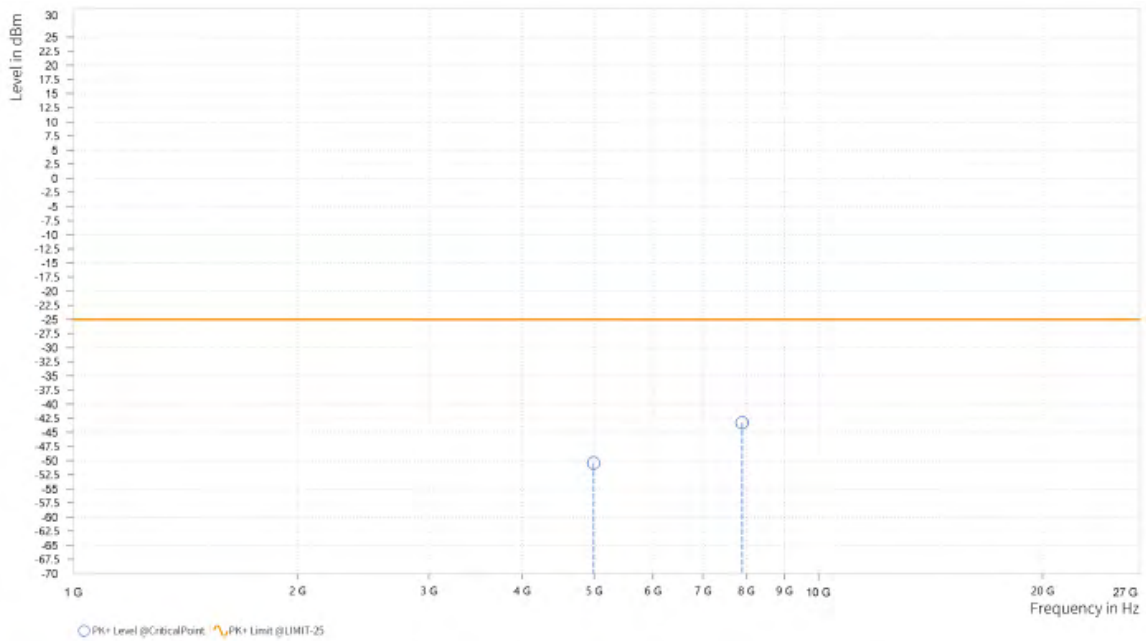
Test Report No.: W7L-P22110036RF12

CHANNEL BANDWIDTH: 60MHz / QPSK

CH 505200:

MODE	TX channel 505200	FREQUENCY RANGE	Above 1000MHz
ENVIRONMENTAL CONDITIONS	23deg. C, 70%RH	INPUT POWER	AC 120V/60HZ
TESTED BY	Jace Hu		
ANTENNA POLARITY & TEST DISTANCE: HORIZONTAL AT 3 M			

Rg	Frequency [MHz]	PK+ Level [dBm]	PK+ Limit [dBm]	PK+ Margin [dB]	Correction [dB]	Polarization	Azimuth [deg]	Antenna Height [m]
4	4,994.000	-50.45	-25.00	25.45	25.47	H	359	1
5	7,900.500	-43.30	-25.00	18.30	33.01	H	0.9	2

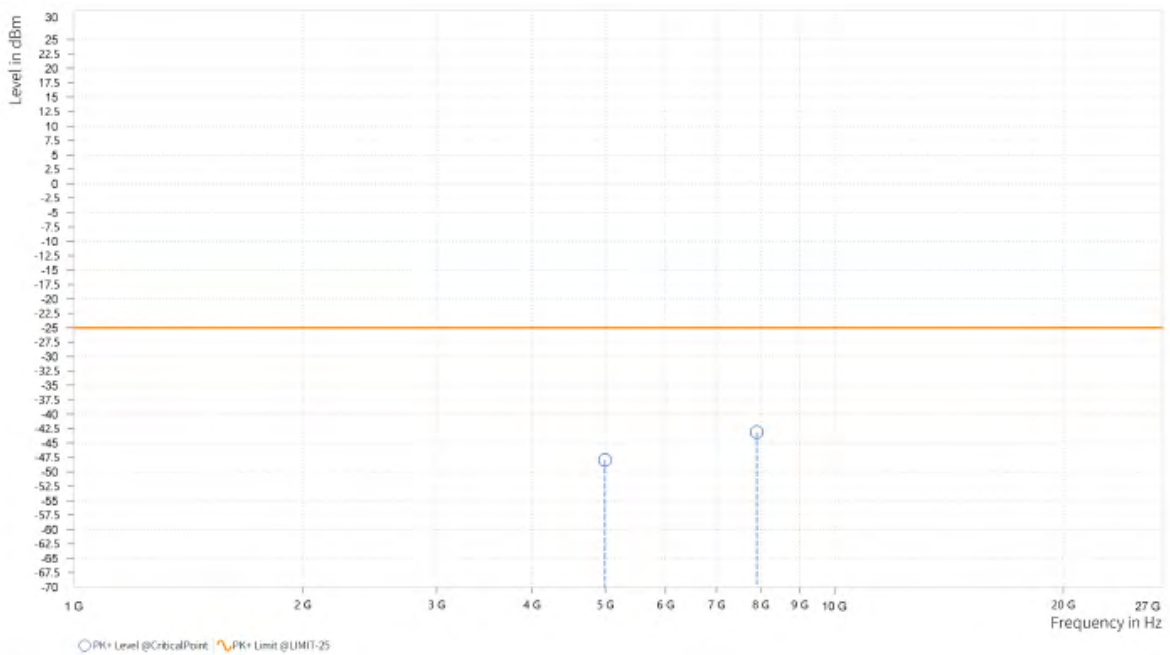




Test Report No.: W7L-P22110036RF12

MODE	TX channel 505200	FREQUENCY RANGE	Above 1000MHz
ENVIRONMENTAL CONDITIONS	23deg. C, 70%RH	INPUT POWER	AC 120V/60HZ
TESTED BY	Jace Hu		
ANTENNA POLARITY & TEST DISTANCE: VERTICAL AT 3 M			

Rg	Frequency [MHz]	PK+ Level [dBm]	PK+ Limit [dBm]	PK+ Margin [dB]	Correction [dB]	Polarization	Azimuth [deg]	Antenna Height [m]
4	4,994.000	-47.95	-25.00	22.95	25.30	V	1	2
5	7,904.000	-43.11	-25.00	18.11	33.07	V	1	2





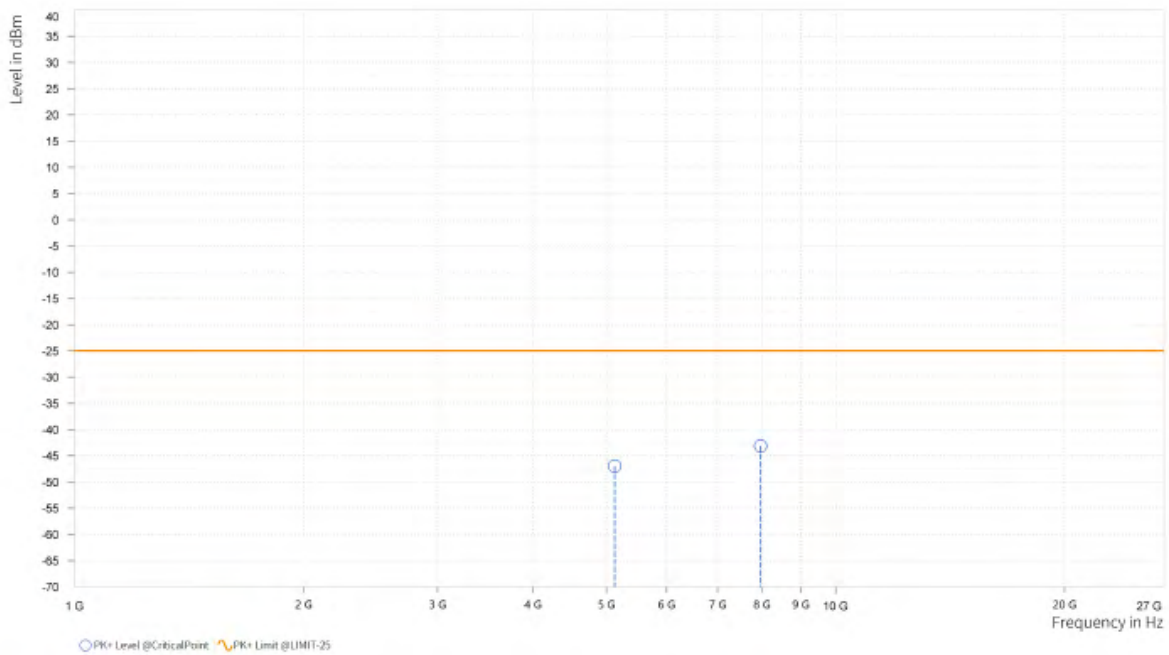
BUREAU VERITAS

Test Report No.: W7L-P22110036RF12

CH 518598:

MODE	TX channel 518598	FREQUENCY RANGE	Above 1000MHz
ENVIRONMENTAL CONDITIONS	23deg. C, 70%RH	INPUT POWER	AC 120V/60HZ
TESTED BY	Jace Hu		
ANTENNA POLARITY & TEST DISTANCE: HORIZONTAL AT 3 M			

Rg	Frequency [MHz]	PK+ Level [dBm]	PK+ Limit [dBm]	PK+ Margin [dB]	Correction [dB]	Polarization	Azimuth [deg]	Antenna Height [m]
4	5,128.000	-46.96	-25.00	21.96	26.19	H	166.6	2
5	7,970.500	-43.12	-25.00	18.12	32.97	H	79.4	2

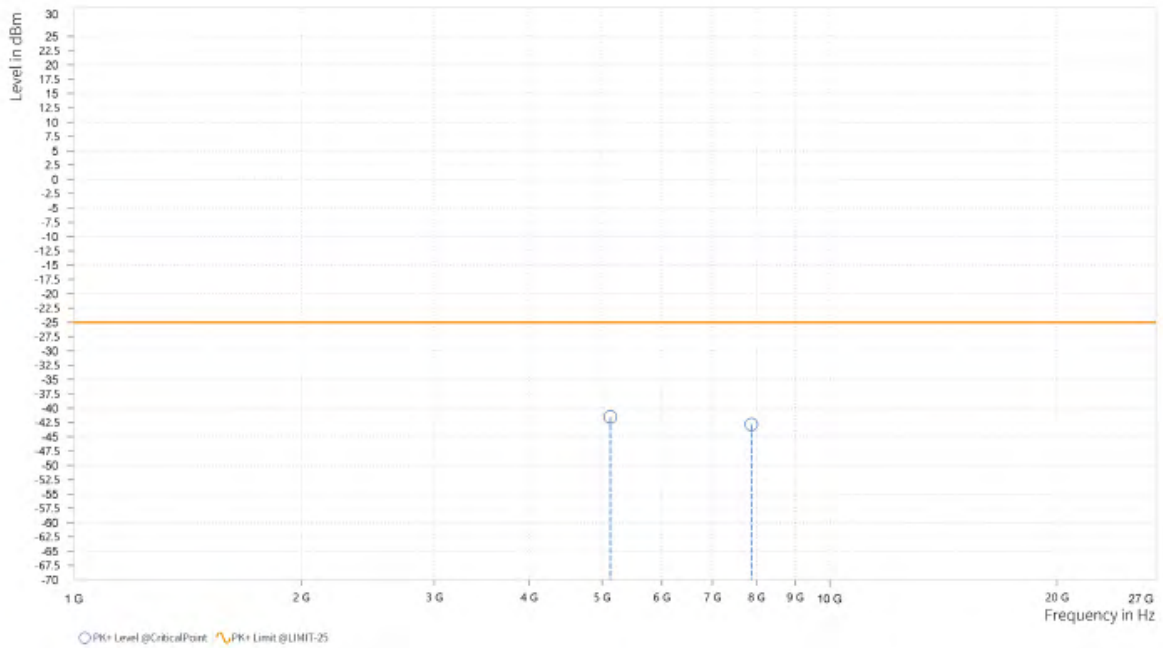




Test Report No.: W7L-P22110036RF12

MODE	TX channel 518598	FREQUENCY RANGE	Above 1000MHz
ENVIRONMENTAL CONDITIONS	23deg. C, 70%RH	INPUT POWER	AC 120V/60HZ
TESTED BY	Jace Hu		
ANTENNA POLARITY & TEST DISTANCE: VERTICAL AT 3 M			

Rg	Frequency [MHz]	PK+ Level [dBm]	PK+ Limit [dBm]	PK+ Margin [dB]	Correction [dB]	Polarization	Azimuth [deg]	Antenna Height [m]
4	5,128.000	-41.54	-25.00	16.54	26.22	V	1	1
5	7,878.000	-42.86	-25.00	17.86	33.05	V	359	2





BUREAU VERITAS

Test Report No.: W7L-P22110036RF12

CH 531996:

MODE	TX channel 531996	FREQUENCY RANGE	Above 1000MHz
ENVIRONMENTAL CONDITIONS	23deg. C, 70%RH	INPUT POWER	AC 120V/60HZ
TESTED BY	Jace Hu		
ANTENNA POLARITY & TEST DISTANCE: HORIZONTAL AT 3 M			

Rg	Frequency [MHz]	PK+ Level [dBm]	PK+ Limit [dBm]	PK+ Margin [dB]	Correction [dB]	Polarization	Azimuth [deg]	Antenna Height [m]
4	5,262.000	-45.01	-25.00	20.01	26.28	H	359	2
5	7,908.500	-42.81	-25.00	17.81	33.01	H	359	2

