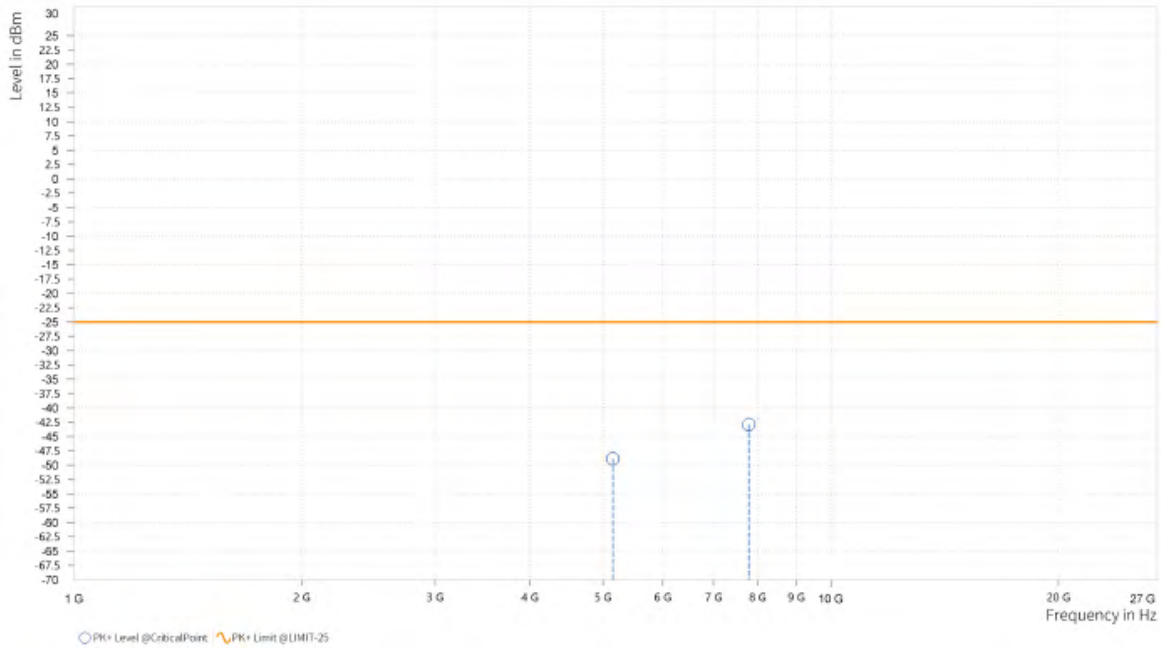




Test Report No.: W7L-P22110036RF08

MODE	TX channel PCC 40523	FREQUENCY RANGE	Above 1000MHz
	TX channel SCC 40694		
ENVIRONMENTAL CONDITIONS	23deg. C, 70%RH	INPUT POWER	AC 120V/60HZ
TESTED BY	Jace Hu		
ANTENNA POLARITY & TEST DISTANCE: VERTICAL AT 3 M			

Rg	Frequency [MHz]	PK+ Level [dBm]	PK+ Limit [dBm]	PK+ Margin [dB]	Correction [dB]	Polarization	Azimuth [deg]	Antenna Height [m]
4	5,153.500	-48.88	-25.00	23.88	26.17	V	0.9	2
5	7,790.000	-42.91	-25.00	17.91	33.04	V	291.3	1



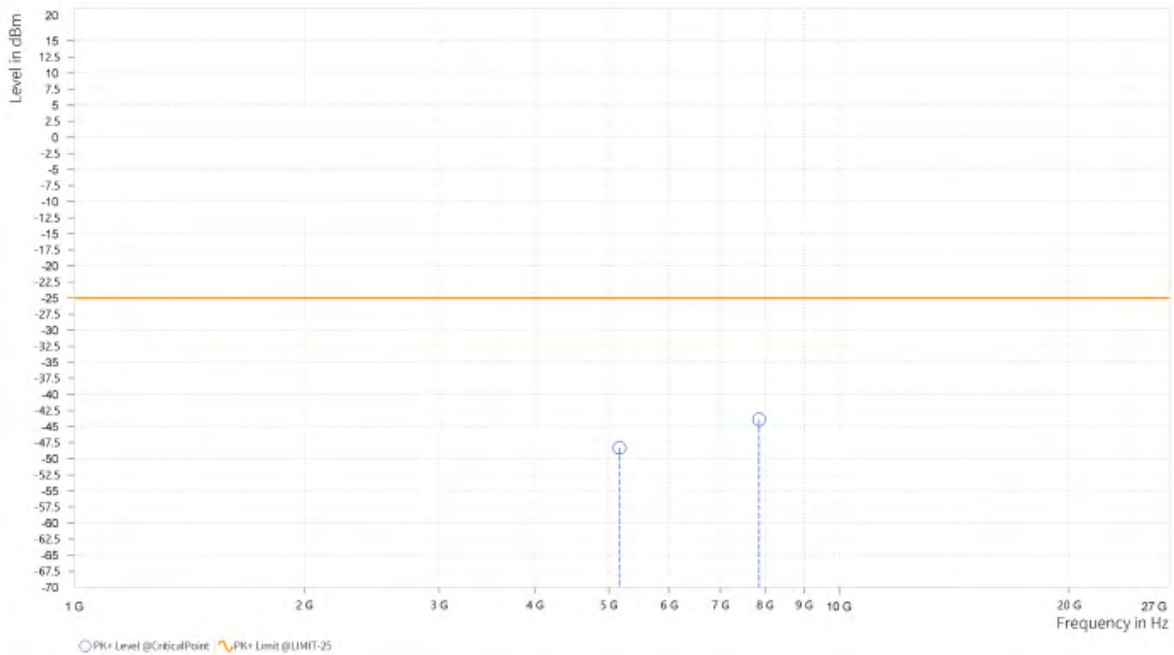


Test Report No.: W7L-P22110036RF08

CHANNEL BANDWIDTH: 20MHz + 5MHz

MODE	TX channel PCC 40595	FREQUENCY RANGE	Above 1000MHz
	TX channel SCC 40712		
ENVIRONMENTAL CONDITIONS	23deg. C, 70%RH	INPUT POWER	AC 120V/60HZ
TESTED BY	Jace Hu		
ANTENNA POLARITY & TEST DISTANCE: HORIZONTAL AT 3 M			

Rg	Frequency [MHz]	PK+ Level [dBm]	PK+ Limit [dBm]	PK+ Margin [dB]	Correction [dB]	Polarization	Azimuth [deg]	Antenna Height [m]
4	5,163.000	-48.32	-25.00	23.32	26.21	H	359	1
5	7,861.000	-43.89	-25.00	18.89	32.99	H	284.1	1

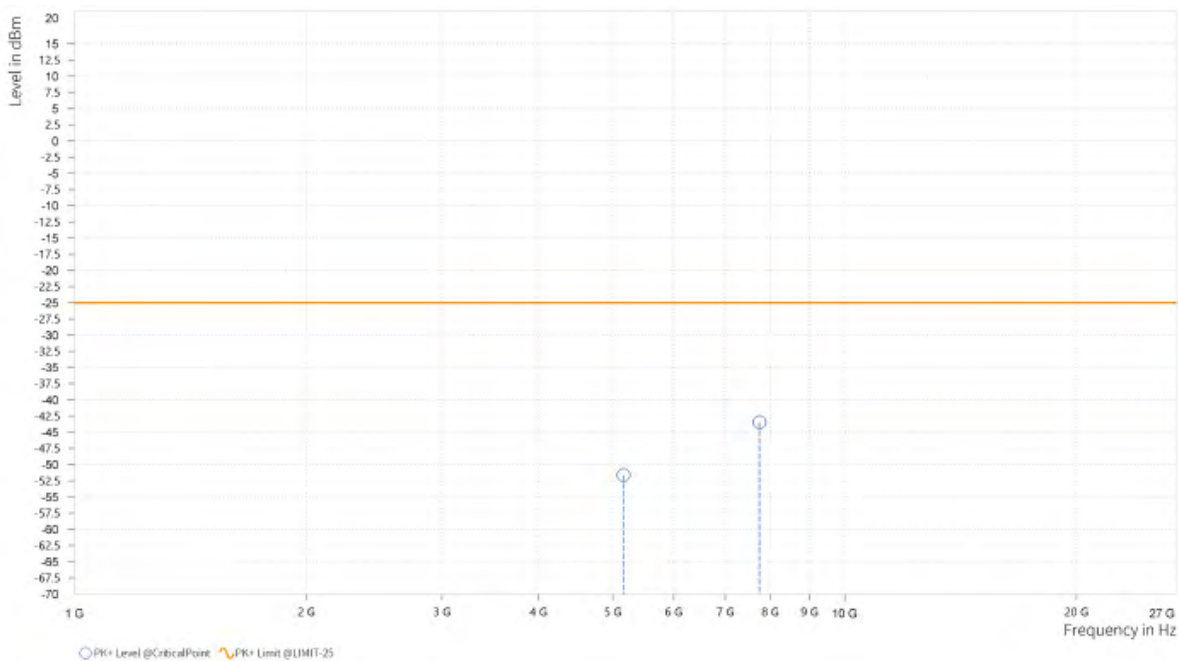




Test Report No.: W7L-P22110036RF08

MODE	TX channel PCC 40595	FREQUENCY RANGE	Above 1000MHz
	TX channel SCC 40712		
ENVIRONMENTAL CONDITIONS	23deg. C, 70%RH	INPUT POWER	AC 120V/60HZ
TESTED BY	Jace Hu		
ANTENNA POLARITY & TEST DISTANCE: VERTICAL AT 3 M			

Rg	Frequency [MHz]	PK+ Level [dBm]	PK+ Limit [dBm]	PK+ Margin [dB]	Correction [dB]	Polarization	Azimuth [deg]	Antenna Height [m]
4	5,163.500	-51.61	-25.00	26.61	26.10	V	161.9	2
5	7,753.500	-43.44	-25.00	18.44	33.03	V	1	2



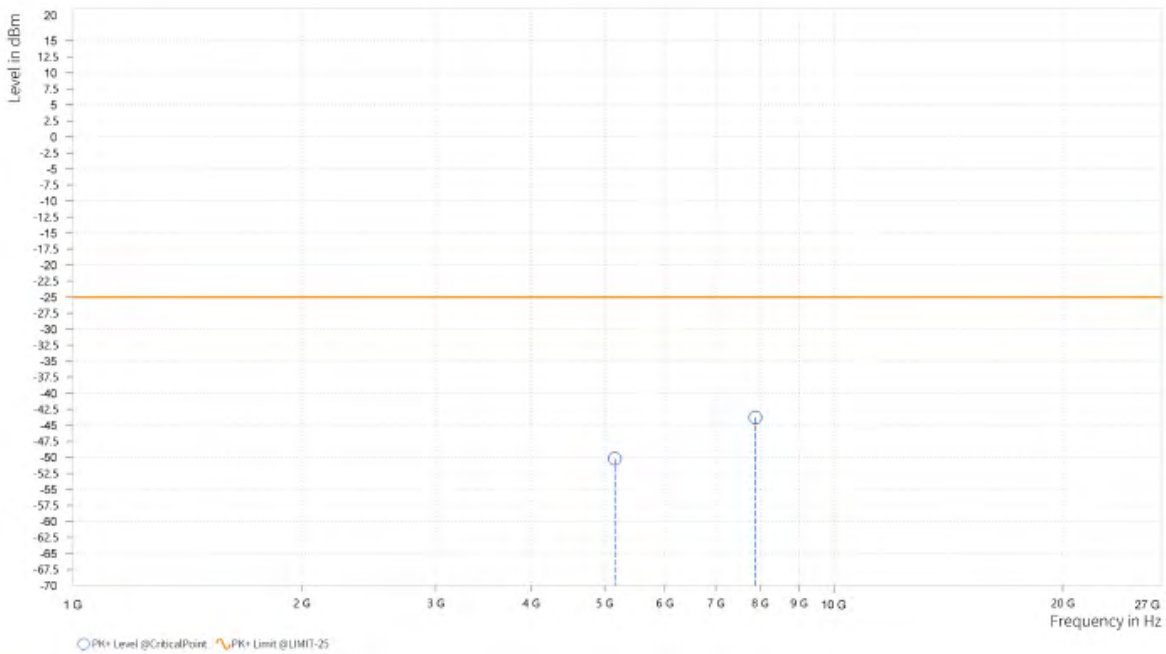


Test Report No.: W7L-P22110036RF08

CHANNEL BANDWIDTH: 20MHz + 10MHz

MODE	TX channel PCC 40571	FREQUENCY RANGE	Above 1000MHz
	TX channel SCC 40715		
ENVIRONMENTAL CONDITIONS	23deg. C, 70%RH	INPUT POWER	AC 120V/60HZ
TESTED BY	Jace Hu		
ANTENNA POLARITY & TEST DISTANCE: HORIZONTAL AT 3 M			

Rg	Frequency [MHz]	PK+ Level [dBm]	PK+ Limit [dBm]	PK+ Margin [dB]	Correction [dB]	Polarization	Azimuth [deg]	Antenna Height [m]
4	5,158.000	-50.21	-25.00	25.21	26.22	H	1	2
5	7,886.500	-43.80	-25.00	18.80	33.01	H	1	1

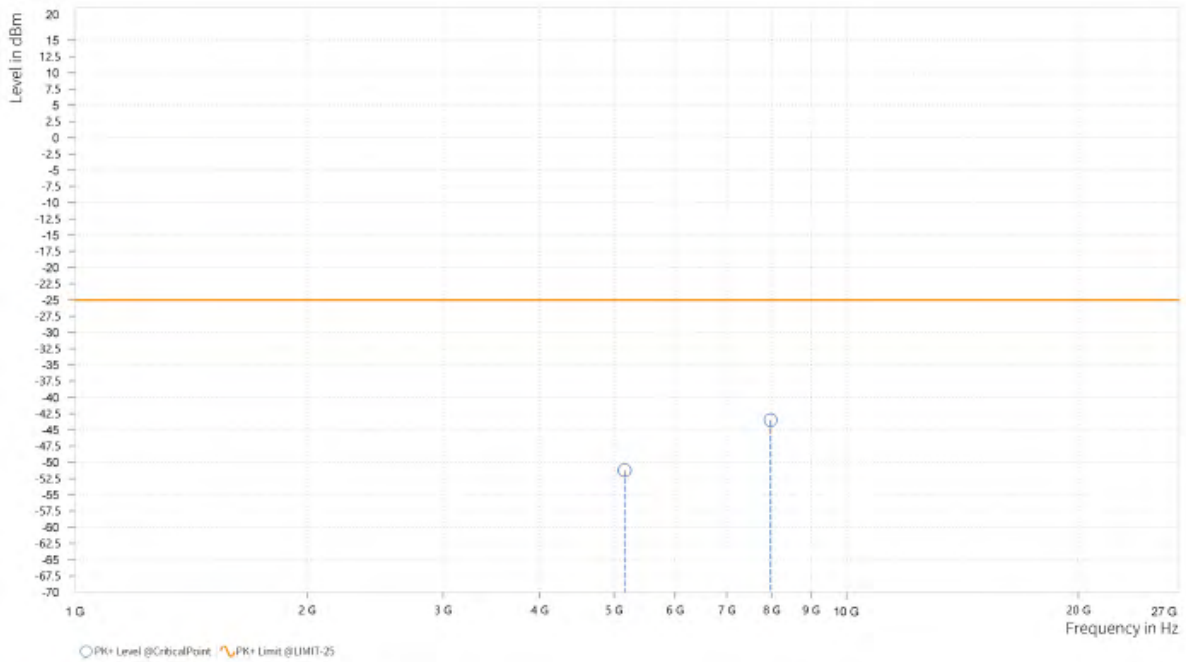




Test Report No.: W7L-P22110036RF08

MODE	TX channel PCC 40571	FREQUENCY RANGE	Above 1000MHz
	TX channel SCC 40715		
ENVIRONMENTAL CONDITIONS	23deg. C, 70%RH	INPUT POWER	AC 120V/60HZ
TESTED BY	Jace Hu		
ANTENNA POLARITY & TEST DISTANCE: VERTICAL AT 3 M			

Rg	Frequency [MHz]	PK+ Level [dBm]	PK+ Limit [dBm]	PK+ Margin [dB]	Correction [dB]	Polarization	Azimuth [deg]	Antenna Height [m]
4	5,158.500	-51.22	-25.00	26.22	26.14	V	175.2	2
5	7,978.000	-43.48	-25.00	18.48	33.29	V	359	2



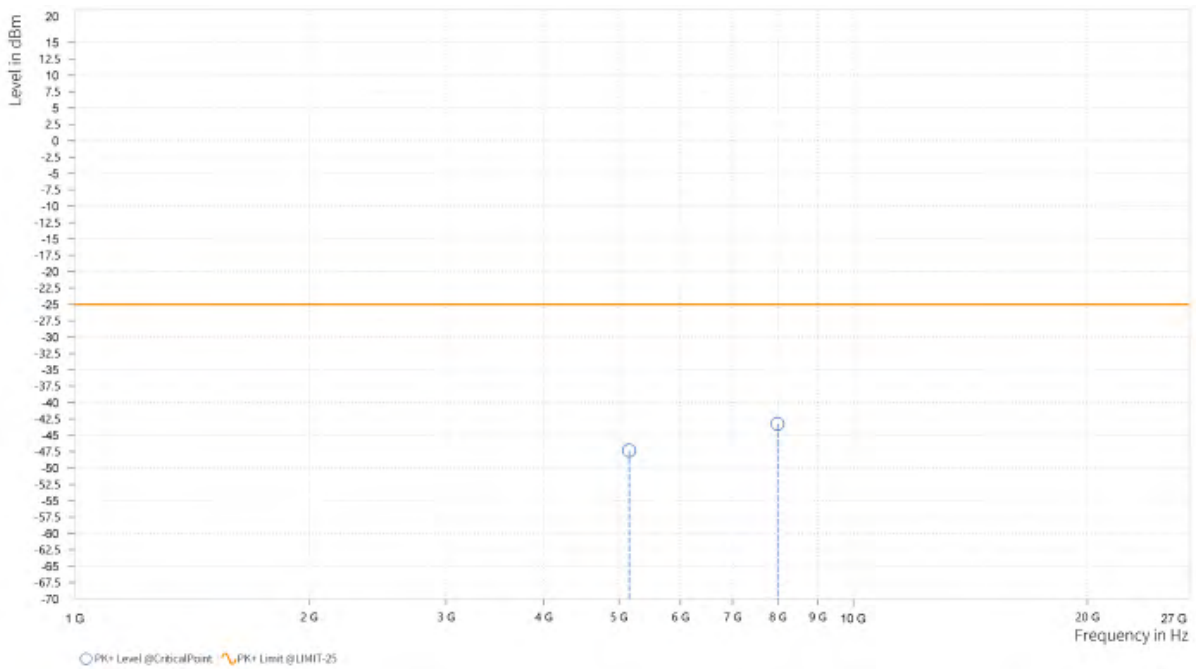


Test Report No.: W7L-P22110036RF08

CHANNEL BANDWIDTH: 20MHz + 15MHz

MODE	TX channel PCC 40546	FREQUENCY RANGE	Above 1000MHz
	TX channel SCC 40717		
ENVIRONMENTAL CONDITIONS	23deg. C, 70%RH	INPUT POWER	AC 120V/60HZ
TESTED BY	Jace Hu		
ANTENNA POLARITY & TEST DISTANCE: HORIZONTAL AT 3 M			

Rg	Frequency [MHz]	PK+ Level [dBm]	PK+ Limit [dBm]	PK+ Margin [dB]	Correction [dB]	Polarization	Azimuth [deg]	Antenna Height [m]
4	5,153.500	-47.35	-25.00	22.35	26.22	H	1	1
5	7,992.500	-43.27	-25.00	18.27	33.11	H	359	2

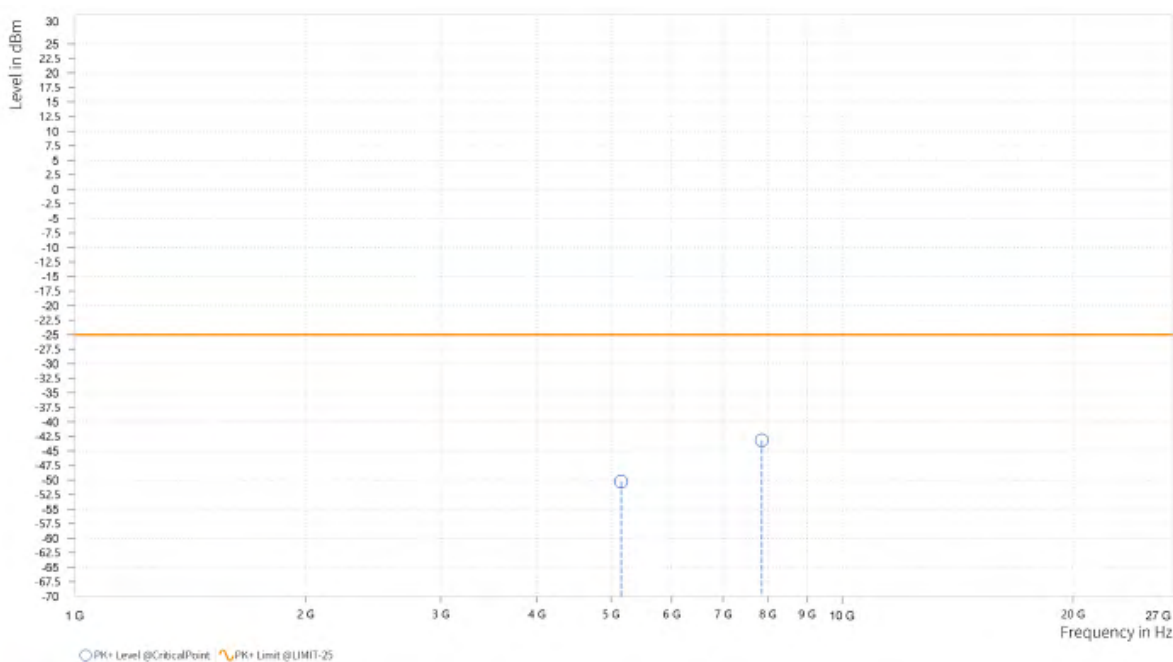




Test Report No.: W7L-P22110036RF08

MODE	TX channel PCC 40546	FREQUENCY RANGE	Above 1000MHz
	TX channel SCC 40717		
ENVIRONMENTAL CONDITIONS	23deg. C, 70%RH	INPUT POWER	AC 120V/60HZ
TESTED BY	Jace Hu		
ANTENNA POLARITY & TEST DISTANCE: VERTICAL AT 3 M			

Rg	Frequency [MHz]	PK+ Level [dBm]	PK+ Limit [dBm]	PK+ Margin [dB]	Correction [dB]	Polarization	Azimuth [deg]	Antenna Height [m]
4	5,153.000	-50.27	-25.00	25.27	26.17	V	0.9	2
5	7,863.000	-43.16	-25.00	18.16	33.05	V	359	2





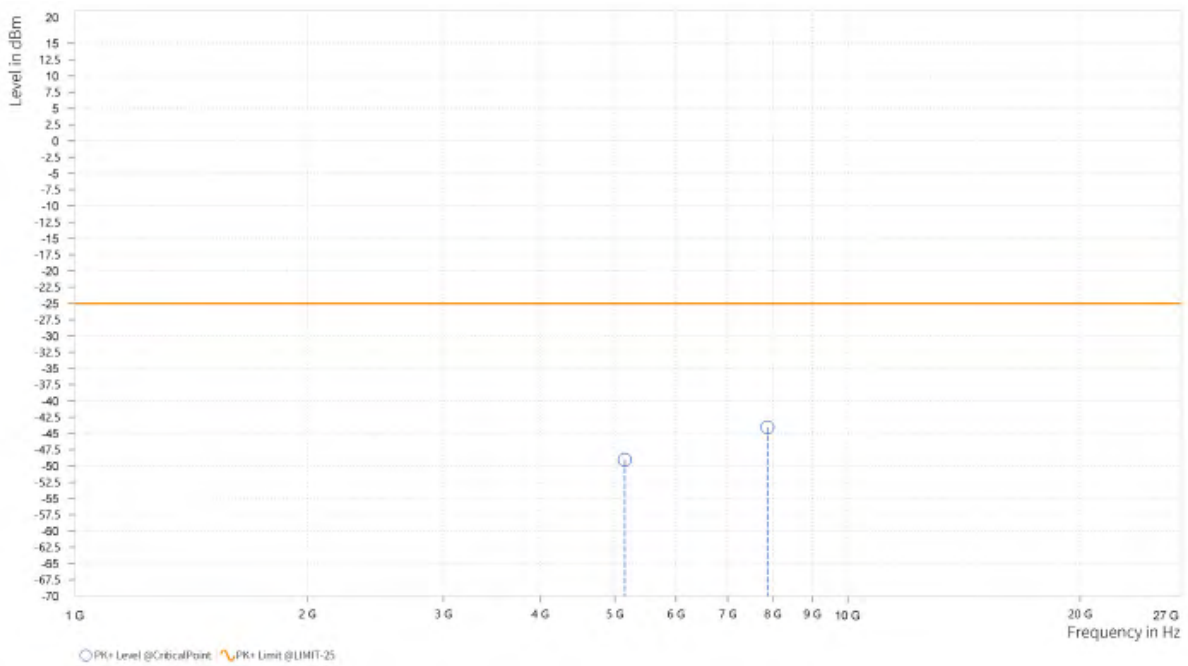
**BUREAU
VERITAS**

Test Report No.: W7L-P22110036RF08

CHANNEL BANDWIDTH: 20MHz + 20MHz

MODE	TX channel PCC 40521	FREQUENCY RANGE	Above 1000MHz
	TX channel SCC 40719		
ENVIRONMENTAL CONDITIONS	23deg. C, 70%RH	INPUT POWER	AC 120V/60HZ
TESTED BY	Jace Hu		
ANTENNA POLARITY & TEST DISTANCE: HORIZONTAL AT 3 M			

Rg	Frequency [MHz]	PK+ Level [dBm]	PK+ Limit [dBm]	PK+ Margin [dB]	Correction [dB]	Polarization	Azimuth [deg]	Antenna Height [m]
4	5,148.500	-49.06	-25.00	24.06	26.23	H	1	2
5	7,879.500	-44.05	-25.00	19.05	33.00	H	268.6	1

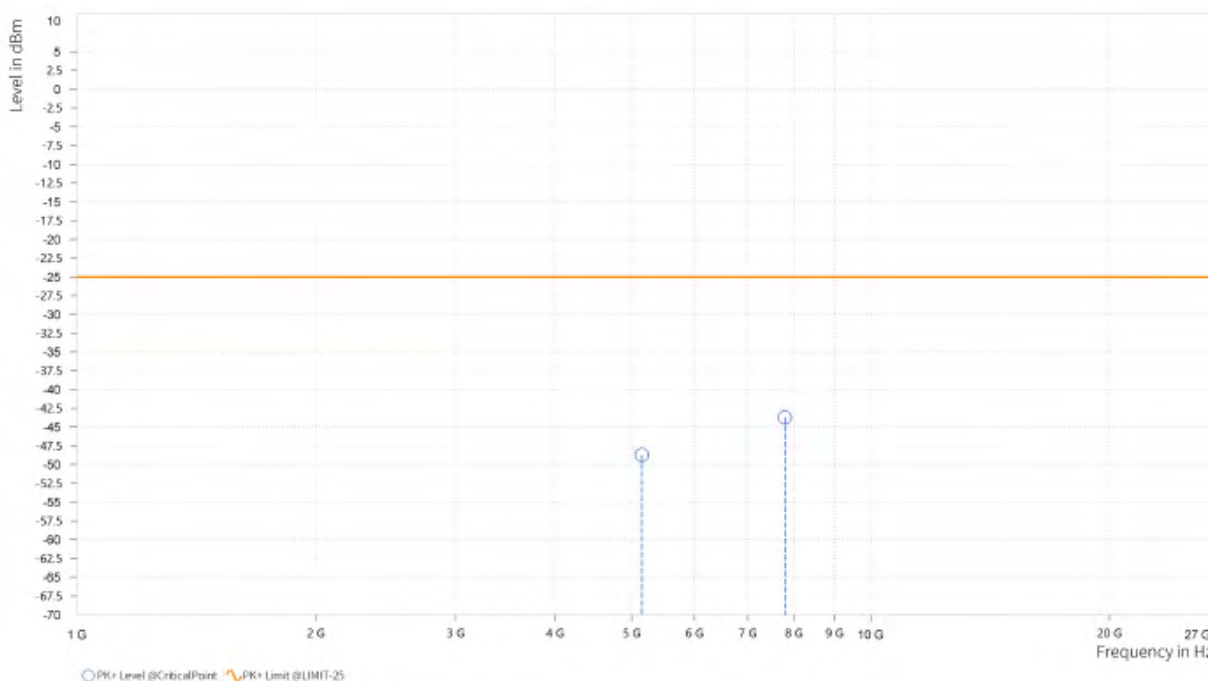




Test Report No.: W7L-P22110036RF08

MODE	TX channel PCC 40521	FREQUENCY RANGE	Above 1000MHz
	TX channel SCC 40719		
ENVIRONMENTAL CONDITIONS	23deg. C, 70%RH	INPUT POWER	AC 120V/60HZ
TESTED BY	Jace Hu		
ANTENNA POLARITY & TEST DISTANCE: VERTICAL AT 3 M			

Rg	Frequency [MHz]	PK+ Level [dBm]	PK+ Limit [dBm]	PK+ Margin [dB]	Correction [dB]	Polarization	Azimuth [deg]	Antenna Height [m]
4	5,148.000	-48.73	-25.00	23.73	26.20	V	128.6	2
5	7,795.000	-43.71	-25.00	18.71	33.05	V	359.1	1





**BUREAU
VERITAS**

Test Report No.: W7L-P22110036RF08

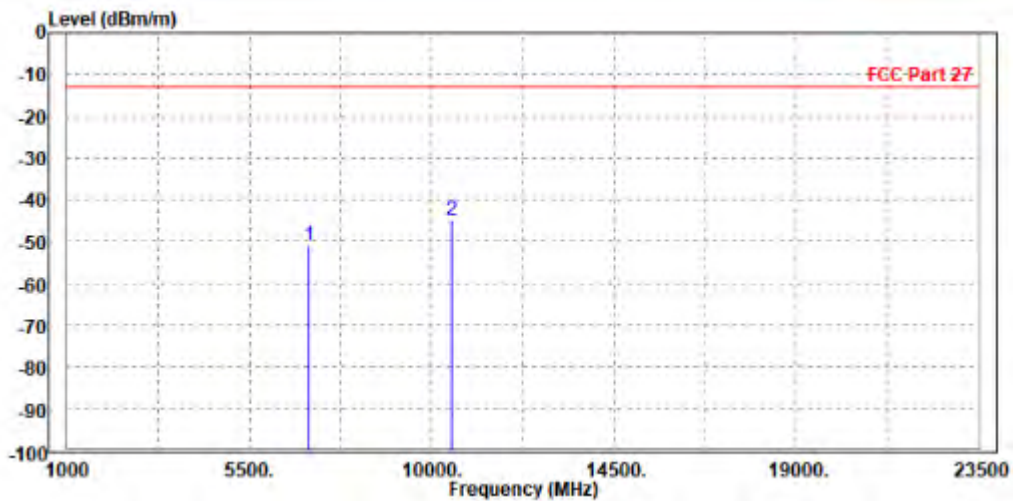
LTE Band CA_42C

Note: For frequency above 23.5GHz, the emission was tested 20db below the limit so the data not recorded in the sheet.

CHANNEL BANDWIDTH: 5 MHz + 20MHz

MODE	TX channel PCC 42498	FREQUENCY RANGE	Above 1000MHz
	TX channel SCC 42615		
ENVIRONMENTAL CONDITIONS	23deg. C, 70%RH	INPUT POWER	AC 120V/60HZ
TESTED BY	Jace Hu		
ANTENNA POLARITY & TEST DISTANCE: HORIZONTAL AT 3 M			

	Freq	Level	Read Level	Limit Line	Over Limit	Factor	Remark	Pol/Phase
	MHz	dBm/m	dBm	dBm/m	dB	dB/m		
1	6981.600	-50.85	-63.06	-13.00	-37.85	12.21	Peak	Horizontal
2	PP10472.500	-44.91	-63.53	-13.00	-31.91	18.62	Peak	Horizontal

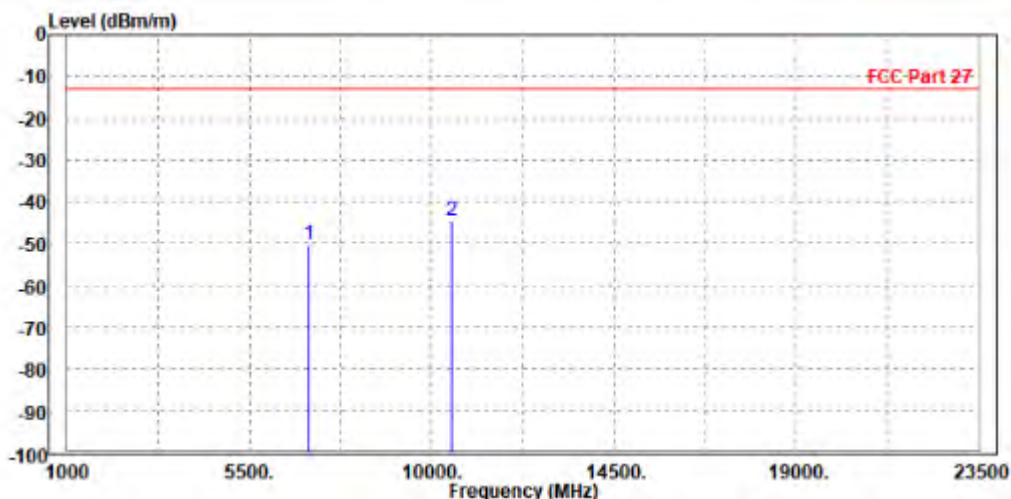




Test Report No.: W7L-P22110036RF08

MODE	TX channel PCC 42498	FREQUENCY RANGE	Above 1000MHz
	TX channel SCC 42615		
ENVIRONMENTAL CONDITIONS	23deg. C, 70%RH	INPUT POWER	AC 120V/60HZ
TESTED BY	Jace Hu		
ANTENNA POLARITY & TEST DISTANCE: VERTICAL AT 3 M			

	Freq	Level	Read Level	Limit Line	Over Limit	Factor	Remark	Pol/Phase
	MHz	dBm/m	dBm	dBm/m	dB	dB/m		
1	6985.000	-50.10	-62.82	-13.00	-37.10	12.72	Peak	Vertical
2	PP10472.400	-44.45	-62.36	-13.00	-31.45	17.91	Peak	Vertical





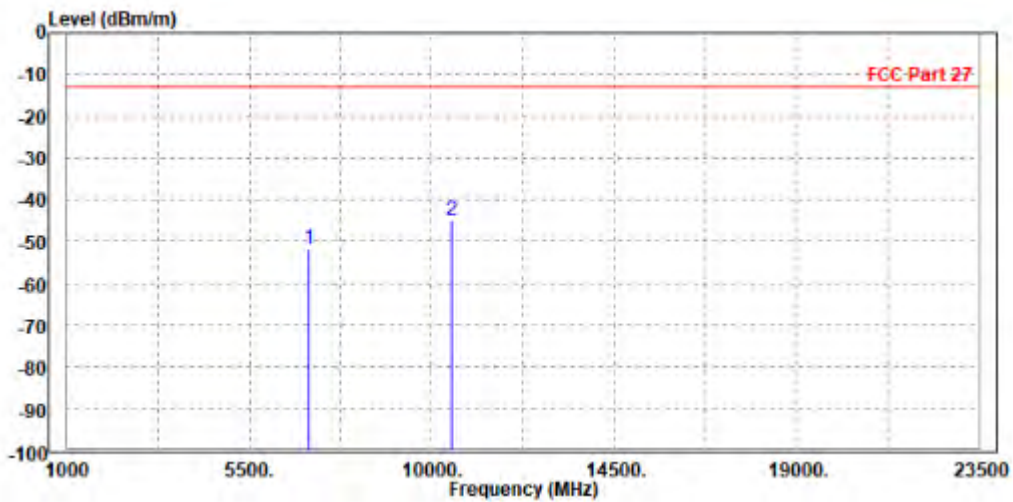
**BUREAU
VERITAS**

Test Report No.: W7L-P22110036RF08

CHANNEL BANDWIDTH: 10MHz + 20MHz

MODE	TX channel PCC 42496	FREQUENCY RANGE	Above 1000MHz
	TX channel SCC 42640		
ENVIRONMENTAL CONDITIONS	23deg. C, 70%RH	INPUT POWER	AC 120V/60HZ
TESTED BY	Jace Hu		
ANTENNA POLARITY & TEST DISTANCE: HORIZONTAL AT 3 M			

	Freq	Level	Read Level	Limit Line	Over Limit	Factor	Remark	Pol/Phase
	MHz	dBm/m	dBm	dBm/m	dB	dB/m		
1	6981.200	-51.66	-63.87	-13.00	-38.66	12.21	Peak	Horizontal
2	PP10472.500	-44.99	-63.61	-13.00	-31.99	18.62	Peak	Horizontal

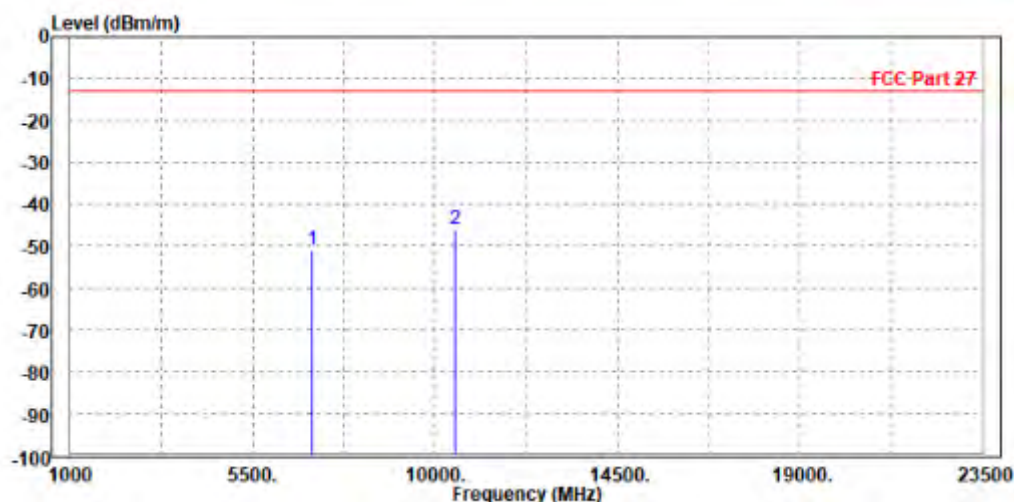




Test Report No.: W7L-P22110036RF08

MODE	TX channel PCC 42496	FREQUENCY RANGE	Above 1000MHz
	TX channel SCC 42640		
ENVIRONMENTAL CONDITIONS	23deg. C, 70%RH	INPUT POWER	AC 120V/60HZ
TESTED BY	Jace Hu		
ANTENNA POLARITY & TEST DISTANCE: VERTICAL AT 3 M			

	Freq	Level	Read Level	Limit Line	Over Limit	Factor	Remark	Pol/Phase
	MHz	dBm/m	dBm	dBm/m	dB	dB/m		
1	6985.000	-50.85	-63.57	-13.00	-37.85	12.72	Peak	Vertical
2	PP10471.800	-45.99	-63.90	-13.00	-32.99	17.91	Peak	Vertical





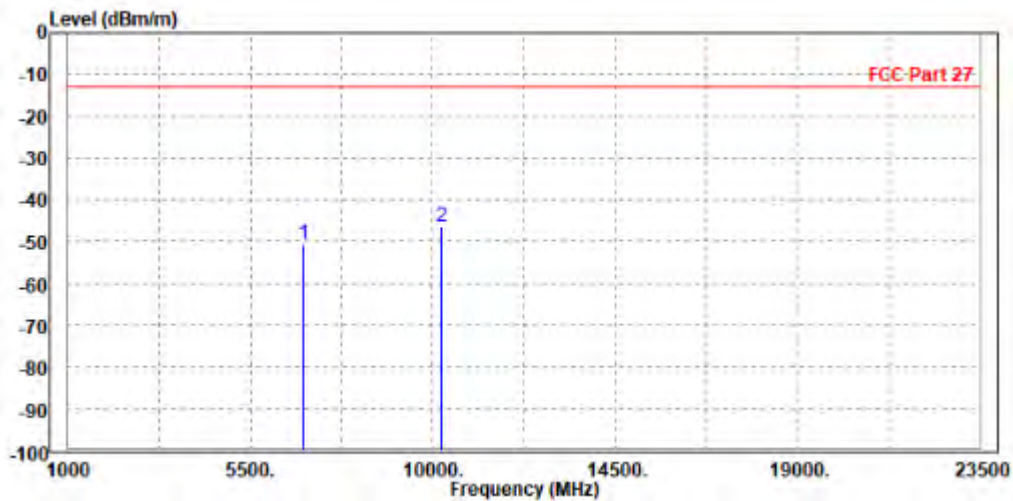
**BUREAU
VERITAS**

Test Report No.: W7L-P22110036RF08

CHANNEL BANDWIDTH: 15MHz + 20MHz

MODE	TX channel PCC 41668	FREQUENCY RANGE	Above 1000MHz
	TX channel SCC 41839		
ENVIRONMENTAL CONDITIONS	23deg. C, 70%RH	INPUT POWER	AC 120V/60HZ
TESTED BY	Jace Hu		
ANTENNA POLARITY & TEST DISTANCE: HORIZONTAL AT 3 M			

	Freq	Level	Read Level	Limit Line	Over Limit	Factor	Remark	Pol/Phase
	MHz	dBm/m	dBm	dBm/m	dB	dB/m		
1	6815.600	-50.72	-62.72	-13.00	-37.72	12.00	Peak	Horizontal
2	PP10225.000	-46.50	-65.35	-13.00	-33.50	18.85	Peak	Horizontal

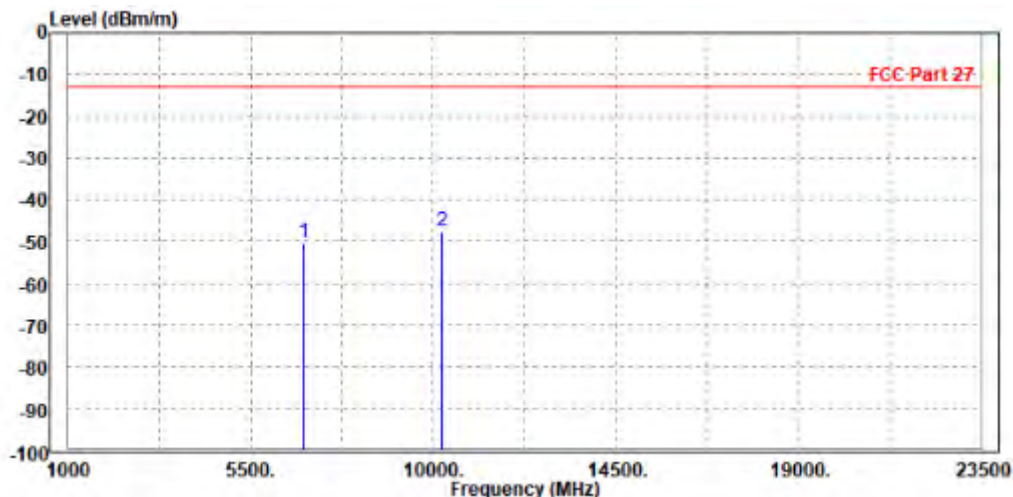




Test Report No.: W7L-P22110036RF08

MODE	TX channel PCC 41668	FREQUENCY RANGE	Above 1000MHz
	TX channel SCC 41839		
ENVIRONMENTAL CONDITIONS	23deg. C, 70%RH	INPUT POWER	AC 120V/60HZ
TESTED BY	Jace Hu		
ANTENNA POLARITY & TEST DISTANCE: VERTICAL AT 3 M			

	Freq	Level	Read Level	Limit Line	Over Limit	Factor	Remark	Pol/Phase
	MHz	dBm/m	dBm	dBm/m	dB	dB/m		
1	6805.000	-50.33	-62.97	-13.00	-37.33	12.64	Peak	Vertical
2	PP10223.400	-47.60	-65.50	-13.00	-34.60	17.90	Peak	Vertical





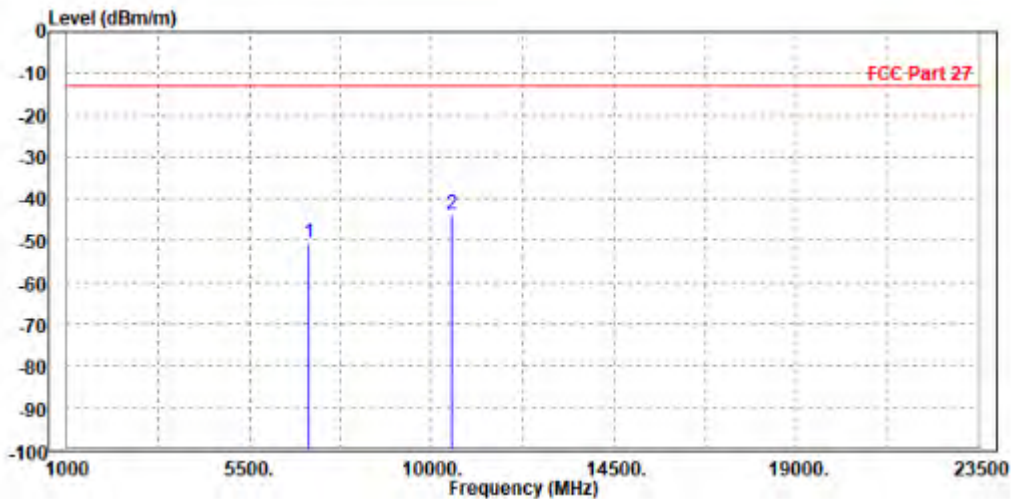
**BUREAU
VERITAS**

Test Report No.: W7L-P22110036RF08

CHANNEL BANDWIDTH: 15MHz + 20MHz

MODE	TX channel PCC 42493	FREQUENCY RANGE	Above 1000MHz
	TX channel SCC 42664		
ENVIRONMENTAL CONDITIONS	23deg. C, 70%RH	INPUT POWER	AC 120V/60HZ
TESTED BY	Jace Hu		
ANTENNA POLARITY & TEST DISTANCE: HORIZONTAL AT 3 M			

	Freq	Level	Read Level	Limit Line	Over Limit	Factor	Remark	Pol/Phase
	MHz	dBm/m	dBm	dBm/m	dB	dB/m		
1	6980.600	-50.56	-62.77	-13.00	-37.56	12.21	Peak	Horizontal
2	PP10472.500	-43.78	-62.40	-13.00	-30.78	18.62	Peak	Horizontal

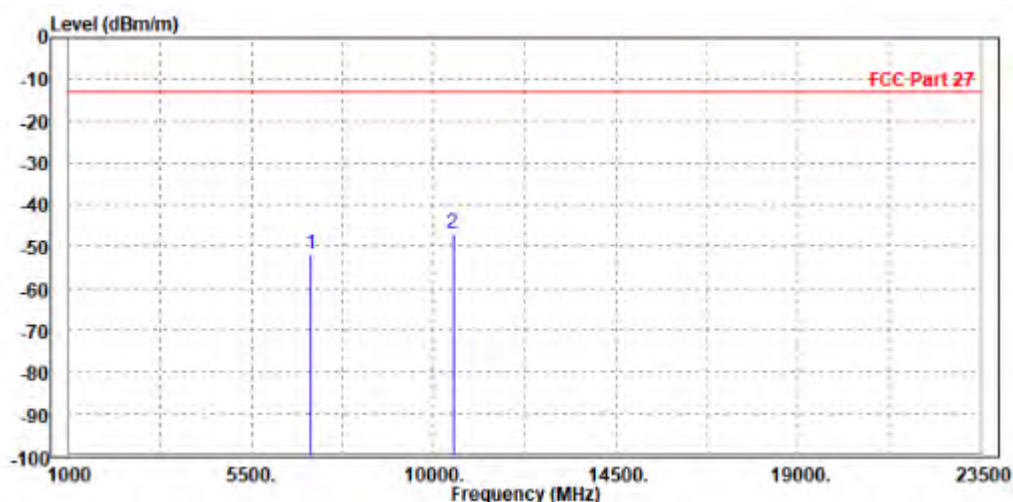




Test Report No.: W7L-P22110036RF08

MODE	TX channel PCC 42493	FREQUENCY RANGE	Above 1000MHz
	TX channel SCC 42664		
ENVIRONMENTAL CONDITIONS	23deg. C, 70%RH	INPUT POWER	AC 120V/60HZ
TESTED BY	Jace Hu		
ANTENNA POLARITY & TEST DISTANCE: VERTICAL AT 3 M			

	Freq	Level	Read Level	Limit	Over	Factor	Remark	Pol/Phase
	MHz	dBm/m	dBm	dBm/m	dB	dB/m		
1	6985.000	-51.53	-64.25	-13.00	-38.53	12.72	Peak	Vertical
2	PP10470.900	-46.65	-64.56	-13.00	-33.65	17.91	Peak	Vertical





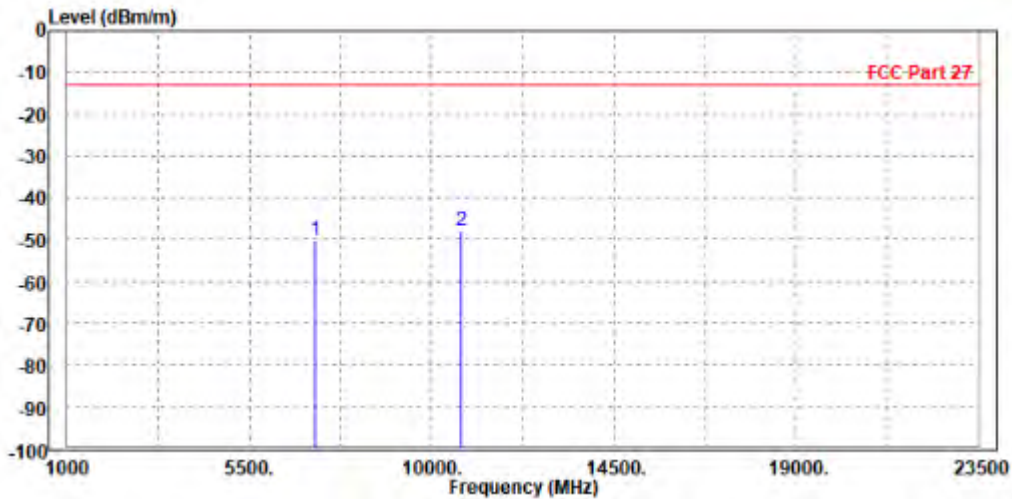
**BUREAU
VERITAS**

Test Report No.: W7L-P22110036RF08

CHANNEL BANDWIDTH: 15MHz + 20MHz

MODE	TX channel PCC 43319	FREQUENCY RANGE	Above 1000MHz
	TX channel SCC 43490		
ENVIRONMENTAL CONDITIONS	23deg. C, 70%RH	INPUT POWER	AC 120V/60HZ
TESTED BY	Jace Hu		
ANTENNA POLARITY & TEST DISTANCE: HORIZONTAL AT 3 M			

	Freq	Level	Read Level	Limit Line	Over Limit	Factor	Remark	Pol/Phase
	MHz	dBm/m	dBm	dBm/m	dB	dB/m		
1	7142.500	-50.03	-62.03	-13.00	-37.03	12.00	Peak	Horizontal
2	PP10718.700	-48.08	-67.27	-13.00	-35.08	19.19	Peak	Horizontal

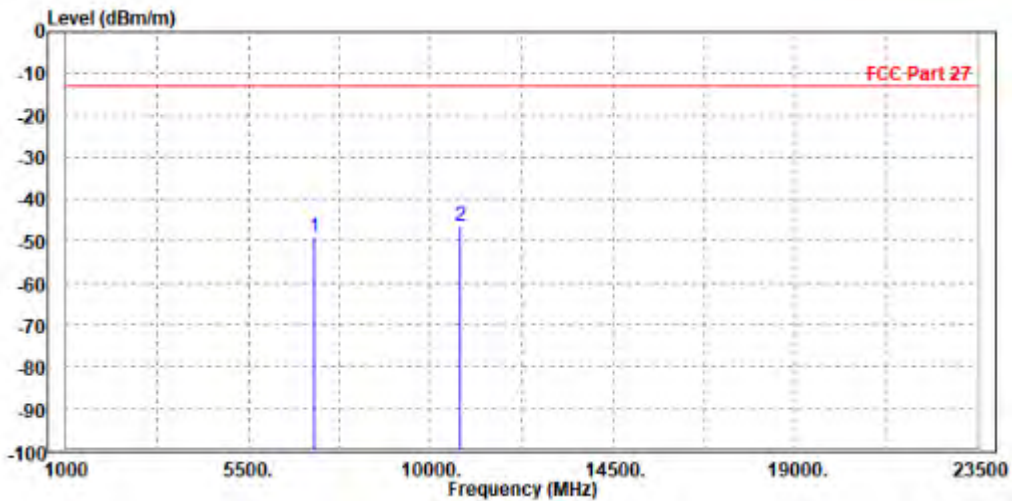




Test Report No.: W7L-P22110036RF08

MODE	TX channel PCC 43319	FREQUENCY RANGE	Above 1000MHz
	TX channel SCC 43490		
ENVIRONMENTAL CONDITIONS	23deg. C, 70%RH	INPUT POWER	AC 120V/60HZ
TESTED BY	Jace Hu		
ANTENNA POLARITY & TEST DISTANCE: VERTICAL AT 3 M			

	Freq	Level	Read Level	Limit Line	Over Limit	Factor	Remark	Pol/Phase
	MHz	dBm/m	dBm	dBm/m	dB	dB/m		
1	7142.500	-48.97	-62.26	-13.00	-35.97	13.29	Peak	Vertical
2	PP10718.700	-46.31	-65.25	-13.00	-33.31	18.94	Peak	Vertical





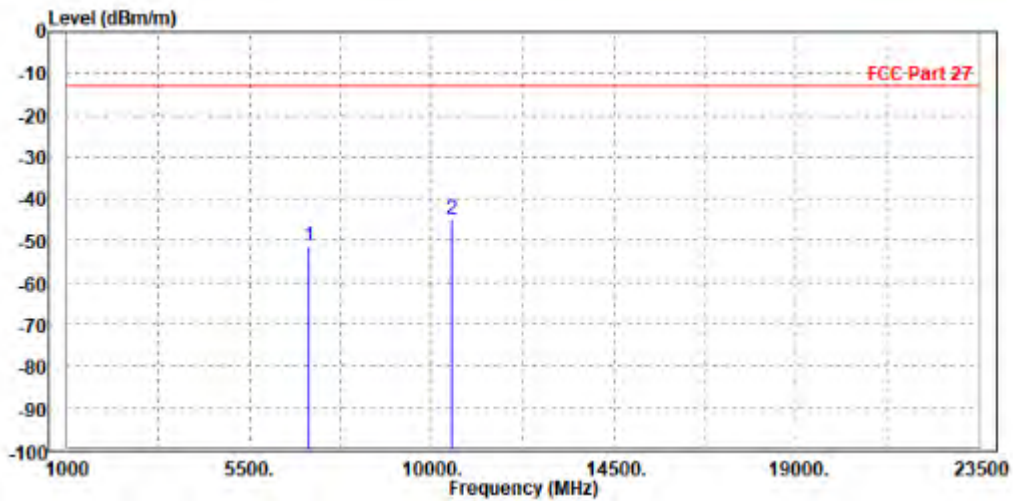
**BUREAU
VERITAS**

Test Report No.: W7L-P22110036RF08

CHANNEL BANDWIDTH: 20MHz + 5MHz

MODE	TX channel PCC 42565	FREQUENCY RANGE	Above 1000MHz
	TX channel SCC 42682		
ENVIRONMENTAL CONDITIONS	23deg. C, 70%RH	INPUT POWER	AC 120V/60HZ
TESTED BY	Jace Hu		
ANTENNA POLARITY & TEST DISTANCE: HORIZONTAL AT 3 M			

	Freq	Level	Read Level	Limit Line	Over Limit	Factor	Remark	Pol/Phase
	MHz	dBm/m	dBm	dBm/m	dB	dB/m		
1	6985.000	-51.17	-63.38	-13.00	-38.17	12.21	Peak	Horizontal
2	PP10492.500	-44.88	-63.48	-13.00	-31.88	18.60	Peak	Horizontal

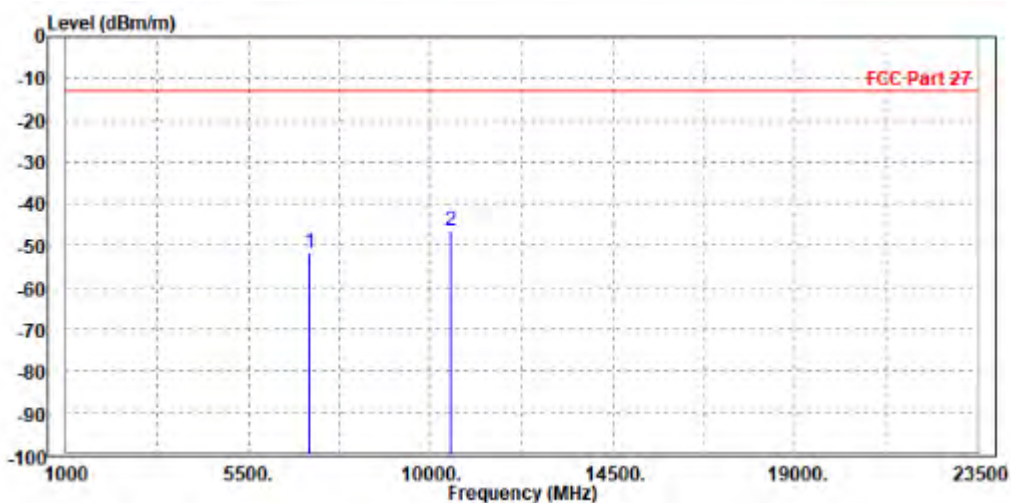




Test Report No.: W7L-P22110036RF08

MODE	TX channel PCC 42565	FREQUENCY RANGE	Above 1000MHz
	TX channel SCC 42682		
ENVIRONMENTAL CONDITIONS	23deg. C, 70%RH	INPUT POWER	AC 120V/60HZ
TESTED BY	Jace Hu		
ANTENNA POLARITY & TEST DISTANCE: VERTICAL AT 3 M			

	Freq	Level	Read Level	Limit Line	Over Limit	Factor	Remark	Pol/Phase
	MHz	dBm/m	dBm	dBm/m	dB	dB/m		
1	6995.000	-51.74	-64.47	-13.00	-38.74	12.73	Peak	Vertical
2	PP10495.000	-46.54	-64.45	-13.00	-33.54	17.91	Peak	Vertical





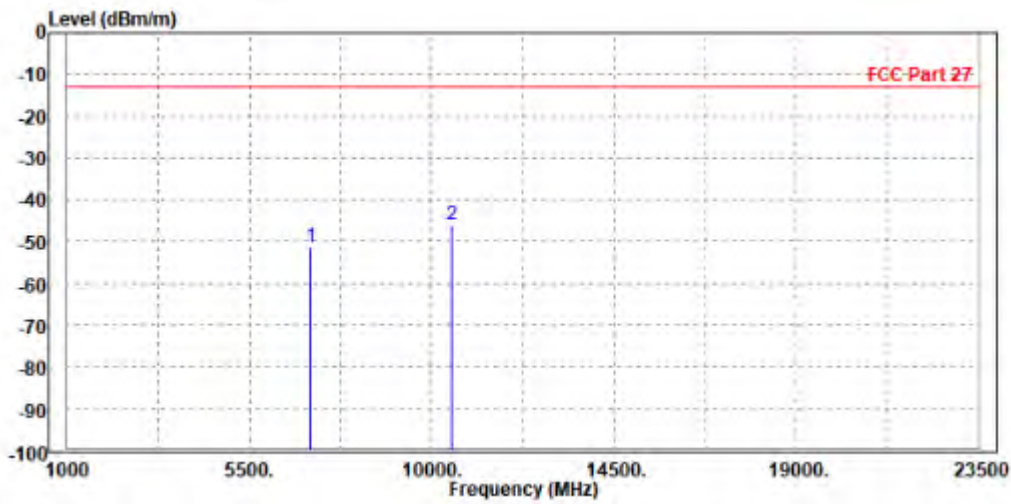
**BUREAU
VERITAS**

Test Report No.: W7L-P22110036RF08

CHANNEL BANDWIDTH: 20MHz + 10MHz

MODE	TX channel PCC 42541	FREQUENCY RANGE	Above 1000MHz
	TX channel SCC 42685		
ENVIRONMENTAL CONDITIONS	23deg. C, 70%RH	INPUT POWER	AC 120V/60HZ
TESTED BY	Jace Hu		
ANTENNA POLARITY & TEST DISTANCE: HORIZONTAL AT 3 M			

	Freq	Level	Read Level	Limit Line	Over Limit	Factor	Remark	Pol/Phase
	MHz	dBm/m	dBm	dBm/m	dB	dB/m		
1	6990.200	-51.23	-63.45	-13.00	-38.23	12.22	Peak	Horizontal
2	PP10485.300	-45.93	-64.54	-13.00	-32.93	18.61	Peak	Horizontal

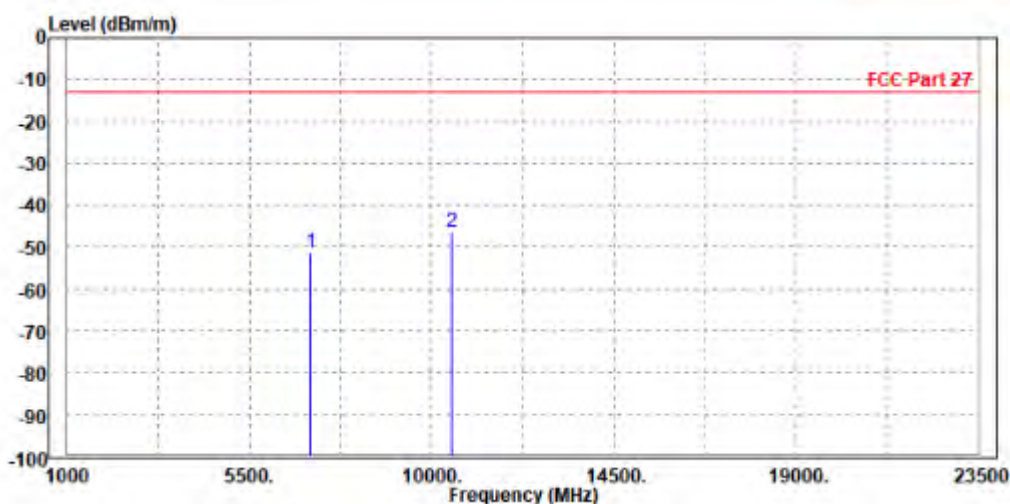




Test Report No.: W7L-P22110036RF08

MODE	TX channel PCC 42541	FREQUENCY RANGE	Above 1000MHz
	TX channel SCC 42685		
ENVIRONMENTAL CONDITIONS	23deg. C, 70%RH	INPUT POWER	AC 120V/60HZ
TESTED BY	Jace Hu		
ANTENNA POLARITY & TEST DISTANCE: VERTICAL AT 3 M			

	Freq	Level	Read Level	Limit Line	Over Limit	Factor	Remark	Pol/Phase
	MHz	dBm/m	dBm	dBm/m	dB	dB/m		
1	6990.200	-51.47	-64.20	-13.00	-38.47	12.73	Peak	Vertical
2	PP10495.000	-46.22	-64.13	-13.00	-33.22	17.91	Peak	Vertical





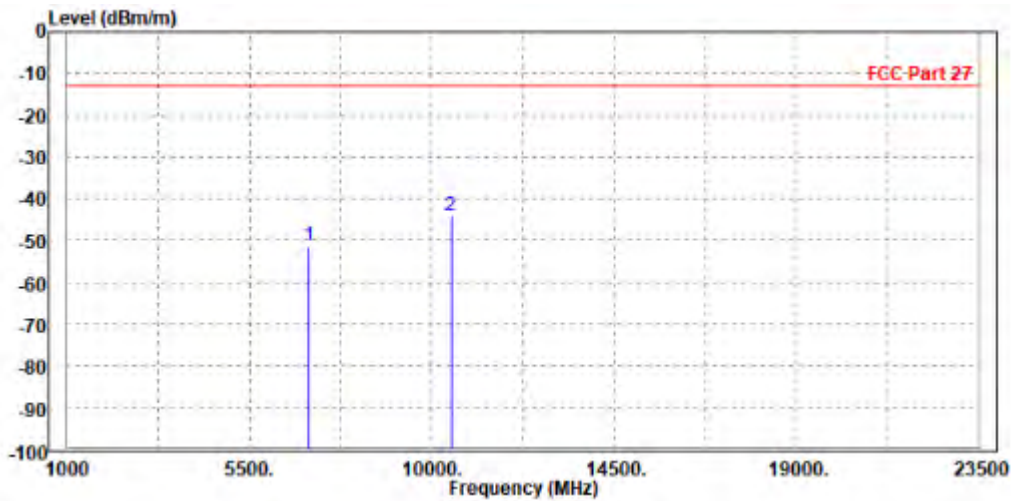
**BUREAU
VERITAS**

Test Report No.: W7L-P22110036RF08

CHANNEL BANDWIDTH: 20MHz + 15MHz

MODE	TX channel PCC 42516	FREQUENCY RANGE	Above 1000MHz
	TX channel SCC 42687		
ENVIRONMENTAL CONDITIONS	23deg. C, 70%RH	INPUT POWER	AC 120V/60HZ
TESTED BY	Jace Hu		
ANTENNA POLARITY & TEST DISTANCE: HORIZONTAL AT 3 M			

	Freq	Level	Read Level	Limit Line	Over Limit	Factor	Remark	Pol/Phase
	MHz	dBm/m	dBm	dBm/m	dB	dB/m		
1	6985.000	-51.15	-63.36	-13.00	-38.15	12.21	Peak	Horizontal
2	PP10470.300	-44.26	-62.88	-13.00	-31.26	18.62	Peak	Horizontal

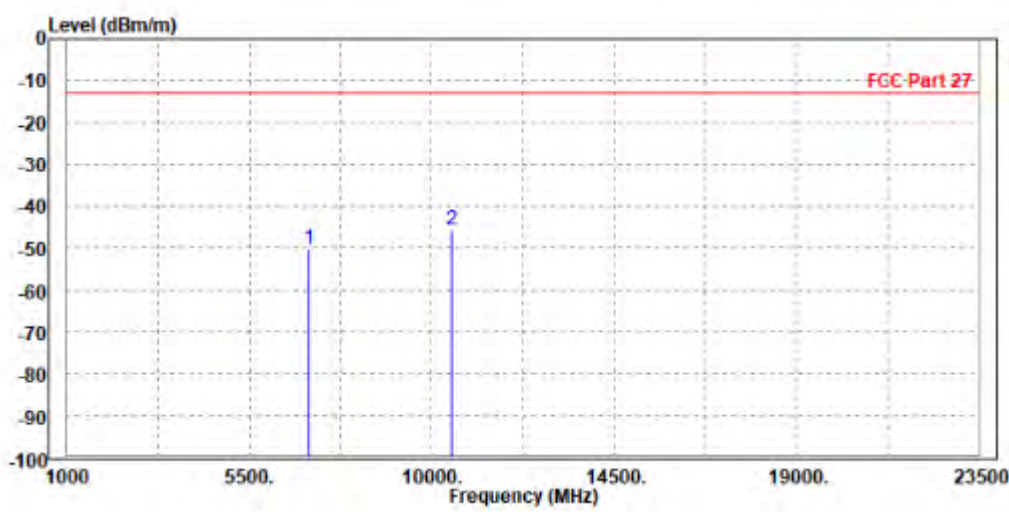




Test Report No.: W7L-P22110036RF08

MODE	TX channel PCC 42516	FREQUENCY RANGE	Above 1000MHz
	TX channel SCC 42687		
ENVIRONMENTAL CONDITIONS	23deg. C, 70%RH	INPUT POWER	AC 120V/60HZ
TESTED BY	Jace Hu		
ANTENNA POLARITY & TEST DISTANCE: VERTICAL AT 3 M			

	Freq	Level	Read Level	Limit Line	Over Limit	Factor	Remark	Pol/Phase
	MHz	dBm/m	dBm	dBm/m	dB	dB/m		
1	6980.600	-50.37	-63.09	-13.00	-37.37	12.72	Peak	Vertical
2	PP10472.500	-45.80	-63.71	-13.00	-32.80	17.91	Peak	Vertical





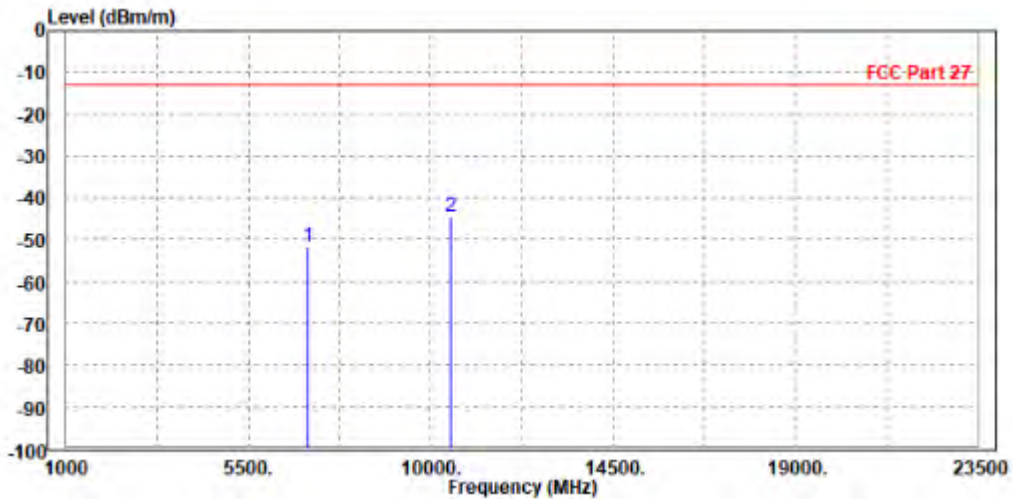
**BUREAU
VERITAS**

Test Report No.: W7L-P22110036RF08

CHANNEL BANDWIDTH: 20MHz + 20MHz

MODE	TX channel PCC 42491	FREQUENCY RANGE	Above 1000MHz
	TX channel SCC 42689		
ENVIRONMENTAL CONDITIONS	23deg. C, 70%RH	INPUT POWER	AC 120V/60HZ
TESTED BY	Jace Hu		
ANTENNA POLARITY & TEST DISTANCE: HORIZONTAL AT 3 M			

	Freq	Level	Read Level	Limit Line	Over Limit	Factor	Remark	Pol/Phase
	MHz	dBm/m	dBm	dBm/m	dB	dB/m		
1	6980.200	-51.86	-64.07	-13.00	-38.86	12.21	Peak	Horizontal
2	PP10472.500	-44.47	-63.09	-13.00	-31.47	18.62	Peak	Horizontal

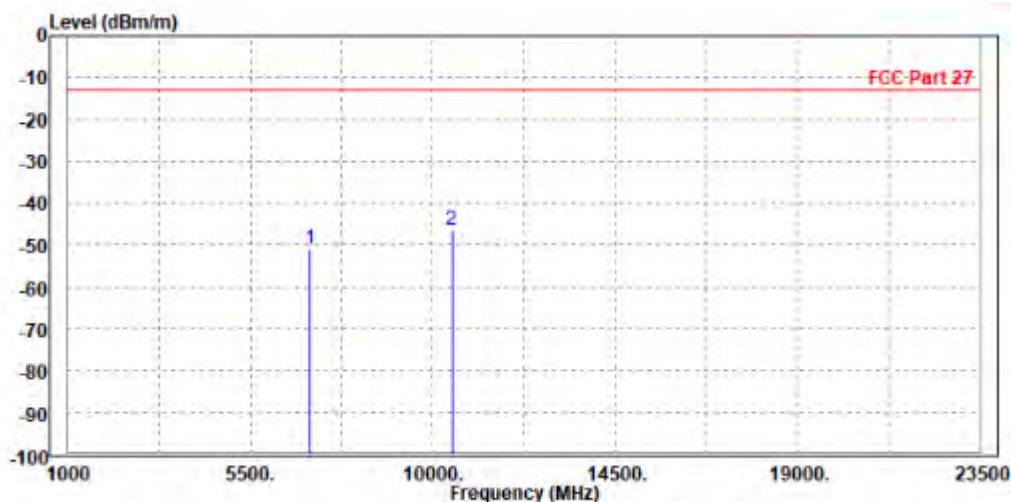




Test Report No.: W7L-P22110036RF08

MODE	TX channel PCC 42491	FREQUENCY RANGE	Above 1000MHz
	TX channel SCC 42689		
ENVIRONMENTAL CONDITIONS	23deg. C, 70%RH	INPUT POWER	AC 120V/60HZ
TESTED BY	Jace Hu		
ANTENNA POLARITY & TEST DISTANCE: VERTICAL AT 3 M			

	Freq	Level	Read Level	Limit Line	Over Limit	Factor	Remark	Pol/Phase
	MHz	dBm/m	dBm	dBm/m	dB	dB/m		
1	6985.000	-50.83	-63.55	-13.00	-37.83	12.72	Peak	Vertical
2	PP10470.300	-46.23	-64.14	-13.00	-33.23	17.91	Peak	Vertical

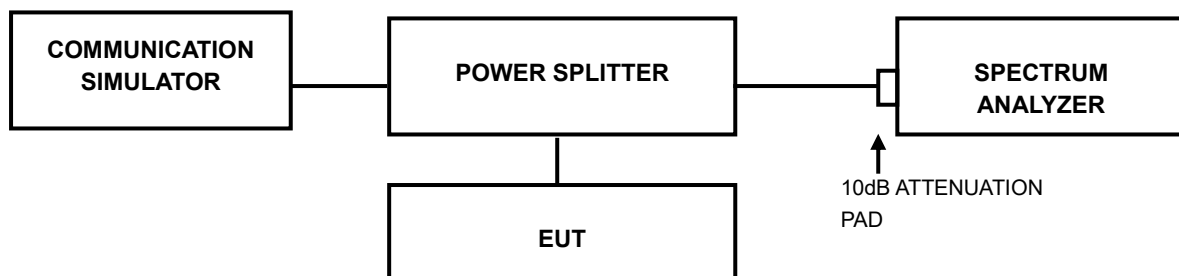


3.7 PEAK TO AVERAGE RATIO

3.7.1 LIMITS OF PEAK TO AVERAGE RATIO MEASUREMENT

In measuring transmissions in this band using an average power technique, the peak to-average ratio (PAR) of the transmission may not exceed 13 dB

3.7.2 TEST SETUP



3.7.3 TEST PROCEDURES

1. Set resolution/measurement bandwidth \geq signal's occupied bandwidth;
2. Set the number of counts to a value that stabilizes the measured CCDF curve;
3. Record the maximum PAPR level associated with a probability of 0.1%.



Test Report No.: W7L-P22110036RF08

3.7.4 TEST RESULTS

Please Refer to Appendix Of this test report.



Test Report No.: W7L-P22110036RF08

4 INFORMATION ON THE TESTING LABORATORIES

We, BV 7LAYERS COMMUNICATIONS TECHNOLOGY (SHENZHEN) CO. LTD., were founded in 2015 to provide our best service in EMC, Radio, Telecom and Safety consultation. Our laboratories are accredited and approved according to ISO/IEC 17025.

If you have any comments, please feel free to contact us at the following:

Shenzhen EMC/RF Lab:

Tel: +86-755-88696566

Fax: +86-755-88696577

Email: customerservice.sw@cn.bureauveritas.com

Web Site: www.adt.com.tw

The address and road map of all our labs can be found in our web site also.



Test Report No.: W7L-P22110036RF08

5 MODIFICATIONS RECORDERS FOR ENGINEERING CHANGES TO THE EUT BY THE LAB

No any modifications are made to the EUT by the lab during the test.



6 APPENDIX

LTE BAND CA_7C

26DB BANDWIDTH AND OCCUPIED BANDWIDTH

Test Result

Band	Bandwidth	Modulation	Channel	RB Configuration	Occupied Bandwidth (MHz)	26dB Bandwidth (MHz)	Verdict
7-7	10MHz-20MHz	QPSK-QPSK	20805-20949	50RB#0-100RB#0	28.023	30.03	PASS
7-7	10MHz-20MHz	QPSK-QPSK	21006-21150	50RB#0-100RB#0	27.990	30.03	PASS
7-7	10MHz-20MHz	QPSK-QPSK	21206-21350	50RB#0-100RB#0	28.006	30.02	PASS
7-7	10MHz-20MHz	16QAM-16QAM	20805-20949	50RB#0-100RB#0	28.067	30.03	PASS
7-7	10MHz-20MHz	16QAM-16QAM	21006-21150	50RB#0-100RB#0	27.975	30.02	PASS
7-7	10MHz-20MHz	16QAM-16QAM	21206-21350	50RB#0-100RB#0	27.995	30.05	PASS
7-7	10MHz-20MHz	64QAM-64QAM	20805-20949	50RB#0-100RB#0	27.925	30.04	PASS
7-7	10MHz-20MHz	64QAM-64QAM	21006-21150	50RB#0-100RB#0	27.992	30.03	PASS
7-7	10MHz-20MHz	64QAM-64QAM	21206-21350	50RB#0-100RB#0	27.936	30.06	PASS
7-7	15MHz-10MHz	QPSK-QPSK	20825-20945	75RB#0-50RB#0	23.489	25.52	PASS
7-7	15MHz-10MHz	QPSK-QPSK	21051-21171	75RB#0-50RB#0	23.513	25.49	PASS
7-7	15MHz-10MHz	QPSK-QPSK	21277-21397	75RB#0-50RB#0	23.469	25.53	PASS
7-7	15MHz-10MHz	16QAM-16QAM	20825-20945	75RB#0-50RB#0	23.508	25.54	PASS
7-7	15MHz-10MHz	16QAM-16QAM	21051-21171	75RB#0-50RB#0	23.493	25.53	PASS
7-7	15MHz-10MHz	16QAM-16QAM	21277-21397	75RB#0-50RB#0	23.454	25.49	PASS
7-7	15MHz-10MHz	64QAM-64QAM	20825-20945	75RB#0-50RB#0	23.537	25.55	PASS
7-7	15MHz-10MHz	64QAM-64QAM	21051-21171	75RB#0-50RB#0	23.526	25.52	PASS
7-7	15MHz-10MHz	64QAM-64QAM	21277-21397	75RB#0-50RB#0	23.425	25.48	PASS
7-7	15MHz-15MHz	QPSK-QPSK	20825-20975	75RB#0-75RB#0	28.622	30.74	PASS
7-7	15MHz-15MHz	QPSK-QPSK	21025-21175	75RB#0-75RB#0	28.636	30.75	PASS
7-7	15MHz-15MHz	QPSK-QPSK	21225-21375	75RB#0-75RB#0	28.567	30.71	PASS
7-7	15MHz-15MHz	16QAM-16QAM	20825-20975	75RB#0-75RB#0	28.656	30.74	PASS
7-7	15MHz-15MHz	16QAM-16QAM	21025-21175	75RB#0-75RB#0	28.652	30.74	PASS
7-7	15MHz-15MHz	16QAM-16QAM	21225-21375	75RB#0-75RB#0	28.563	30.70	PASS
7-7	15MHz-15MHz	64QAM-64QAM	20825-20975	75RB#0-75RB#0	28.623	30.75	PASS
7-7	15MHz-15MHz	64QAM-64QAM	21025-21175	75RB#0-75RB#0	28.649	30.78	PASS
7-7	15MHz-15MHz	64QAM-64QAM	21225-21375	75RB#0-75RB#0	28.586	30.71	PASS
7-7	15MHz-20MHz	QPSK-QPSK	20825-20945	75RB#0-100RB#0	32.869	35.06	PASS
7-7	15MHz-20MHz	QPSK-QPSK	21051-21171	75RB#0-100RB#0	32.914	35.08	PASS
7-7	15MHz-20MHz	QPSK-QPSK	21277-21397	75RB#0-100RB#0	32.974	35.09	PASS
7-7	15MHz-20MHz	16QAM-16QAM	20825-20945	75RB#0-100RB#0	32.895	35.05	PASS
7-7	15MHz-20MHz	16QAM-16QAM	21051-21171	75RB#0-100RB#0	32.916	35.08	PASS
7-7	15MHz-20MHz	16QAM-16QAM	21277-21397	75RB#0-100RB#0	32.973	35.10	PASS
7-7	15MHz-20MHz	64QAM-64QAM	20825-20945	75RB#0-100RB#0	32.827	35.04	PASS
7-7	15MHz-20MHz	64QAM-64QAM	21051-21171	75RB#0-100RB#0	32.894	35.10	PASS
7-7	15MHz-20MHz	64QAM-64QAM	21277-21397	75RB#0-100RB#0	32.963	35.07	PASS
7-7	20MHz-10MHz	QPSK-QPSK	20850-20994	100RB#0-50RB#0	28.051	30.20	PASS
7-7	20MHz-10MHz	QPSK-QPSK	21051-21195	100RB#0-50RB#0	28.061	30.20	PASS
7-7	20MHz-10MHz	QPSK-QPSK	21251-21395	100RB#0-50RB#0	27.991	30.20	PASS
7-7	20MHz-10MHz	16QAM-16QAM	20850-20994	100RB#0-50RB#0	27.933	30.21	PASS



BUREAU
VERITAS

Test Report No.: W7L-P22110036RF08

7-7	20MHz-10MHz	16QAM-16QAM	21051-21195	100RB#0-50RB#0	28.101	30.20	PASS
7-7	20MHz-10MHz	16QAM-16QAM	21251-21395	100RB#0-50RB#0	28.023	30.16	PASS
7-7	20MHz-10MHz	64QAM-64QAM	20850-20994	100RB#0-50RB#0	28.063	30.21	PASS
7-7	20MHz-10MHz	64QAM-64QAM	21051-21195	100RB#0-50RB#0	28.068	30.21	PASS
7-7	20MHz-10MHz	64QAM-64QAM	21251-21395	100RB#0-50RB#0	28.022	30.13	PASS
7-7	20MHz-15MHz	QPSK-QPSK	20850-21021	100RB#0-75RB#0	32.886	35.10	PASS
7-7	20MHz-15MHz	QPSK-QPSK	21026-21197	100RB#0-75RB#0	32.873	35.11	PASS
7-7	20MHz-15MHz	QPSK-QPSK	21201-21372	100RB#0-75RB#0	32.823	35.12	PASS
7-7	20MHz-15MHz	16QAM-16QAM	20850-21021	100RB#0-75RB#0	32.849	35.08	PASS
7-7	20MHz-15MHz	16QAM-16QAM	21026-21197	100RB#0-75RB#0	32.880	35.10	PASS
7-7	20MHz-15MHz	16QAM-16QAM	21201-21372	100RB#0-75RB#0	32.893	35.15	PASS
7-7	20MHz-15MHz	64QAM-64QAM	20850-21021	100RB#0-75RB#0	32.880	35.08	PASS
7-7	20MHz-15MHz	64QAM-64QAM	21026-21197	100RB#0-75RB#0	32.866	35.13	PASS
7-7	20MHz-15MHz	64QAM-64QAM	21201-21372	100RB#0-75RB#0	32.869	35.14	PASS
7-7	20MHz-20MHz	QPSK-QPSK	20850-21048	100RB#0-100RB#0	37.686	40.02	PASS
7-7	20MHz-20MHz	QPSK-QPSK	21001-21199	100RB#0-100RB#0	37.689	40.08	PASS
7-7	20MHz-20MHz	QPSK-QPSK	21152-21350	100RB#0-100RB#0	37.687	40.04	PASS
7-7	20MHz-20MHz	16QAM-16QAM	20850-21048	100RB#0-100RB#0	37.623	40.03	PASS
7-7	20MHz-20MHz	16QAM-16QAM	21001-21199	100RB#0-100RB#0	37.732	40.07	PASS
7-7	20MHz-20MHz	16QAM-16QAM	21152-21350	100RB#0-100RB#0	37.698	40.05	PASS
7-7	20MHz-20MHz	64QAM-64QAM	20850-21048	100RB#0-100RB#0	37.665	40.04	PASS
7-7	20MHz-20MHz	64QAM-64QAM	21001-21199	100RB#0-100RB#0	37.599	40.04	PASS
7-7	20MHz-20MHz	64QAM-64QAM	21152-21350	100RB#0-100RB#0	37.684	40.05	PASS

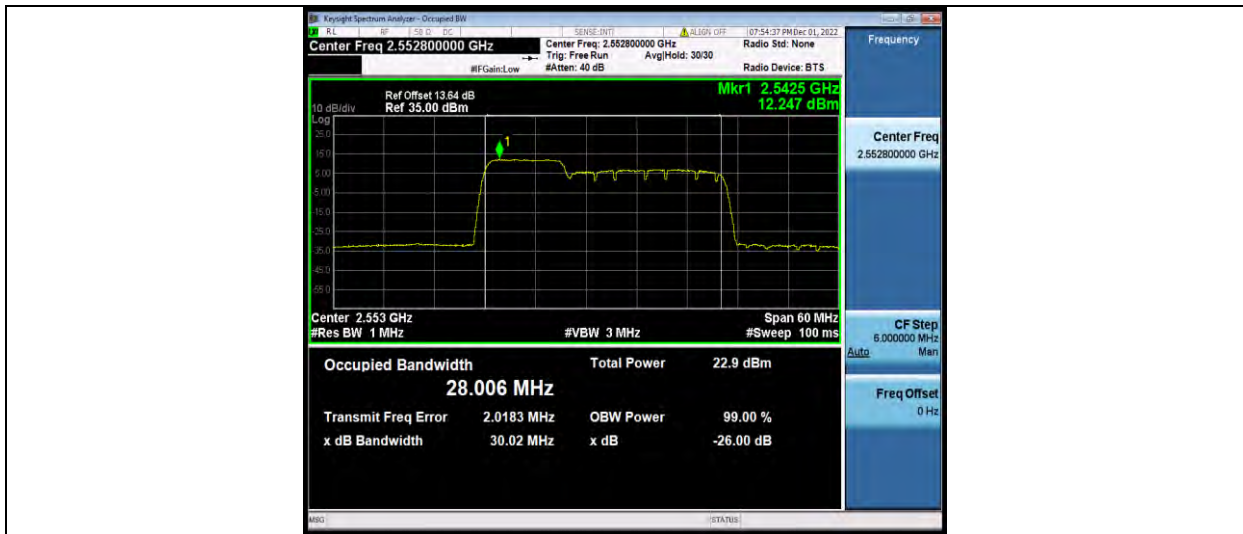
Test Graphs





BUREAU VERITAS

Test Report No.: W7L-P22110036RF08



7-7-10MHz-20MHz-16QAM-16QAM-20805-20949-50RB#0-100RB#0



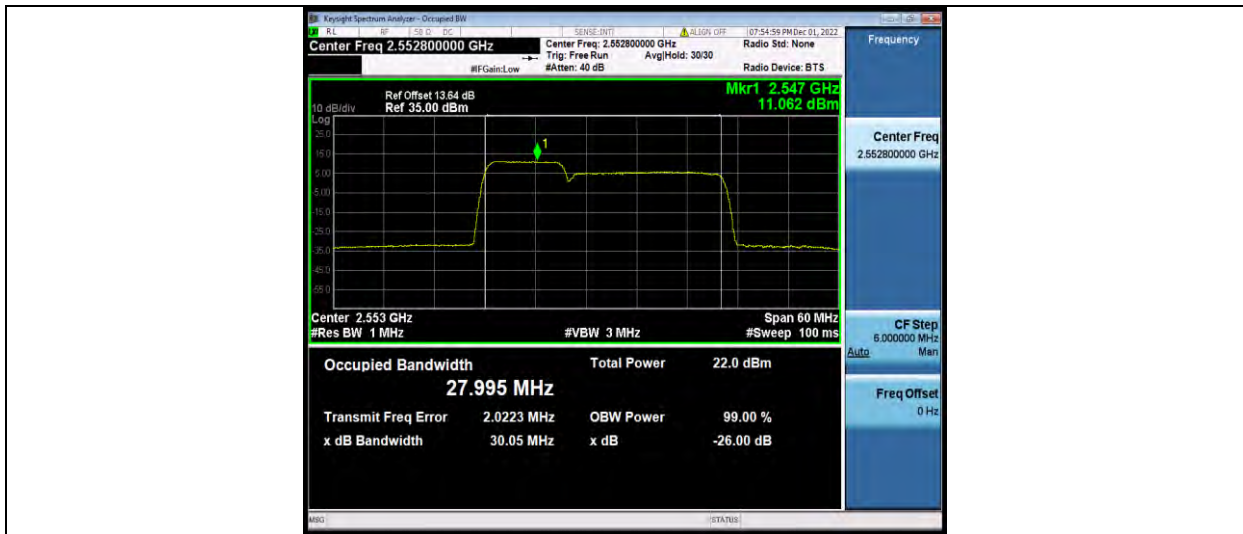
7-7-10MHz-20MHz-16QAM-16QAM-21006-21150-50RB#0-100RB#0



7-7-10MHz-20MHz-16QAM-16QAM-21206-21350-50RB#0-100RB#0



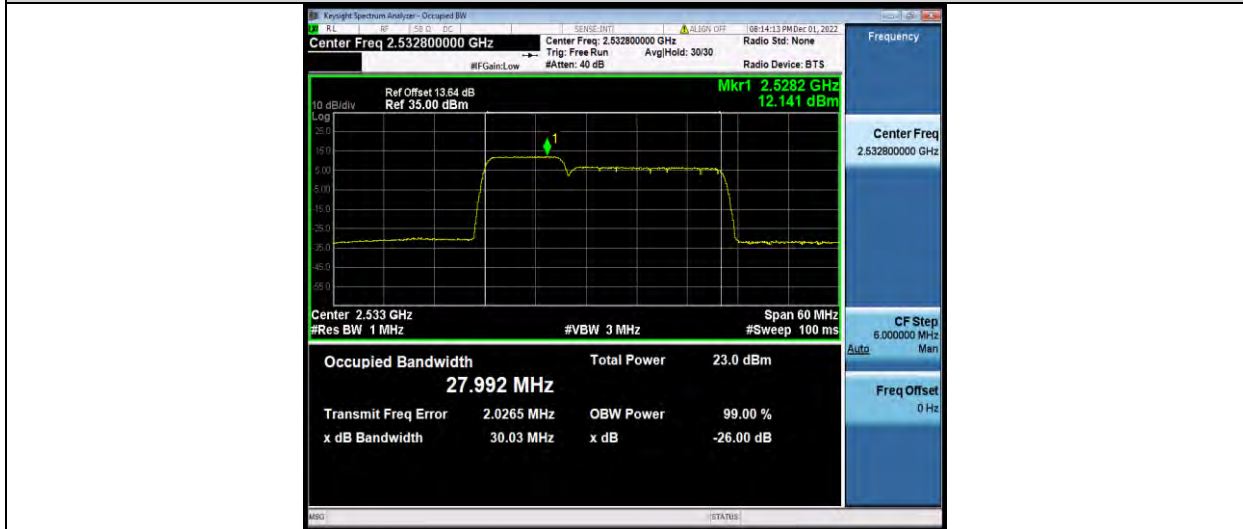
Test Report No.: W7L-P22110036RF08



7-7-10MHz-20MHz-64QAM-64QAM-20805-20949-50RB#0-100RB#0



7-7-10MHz-20MHz-64QAM-64QAM-21006-21150-50RB#0-100RB#0

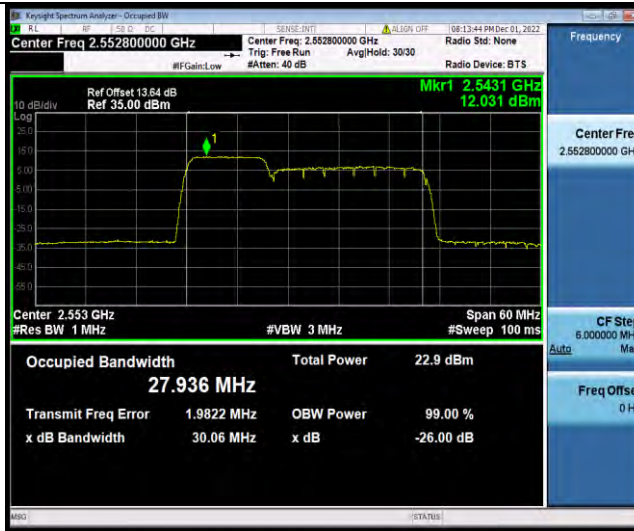


7-7-10MHz-20MHz-64QAM-64QAM-21206-21350-50RB#0-100RB#0

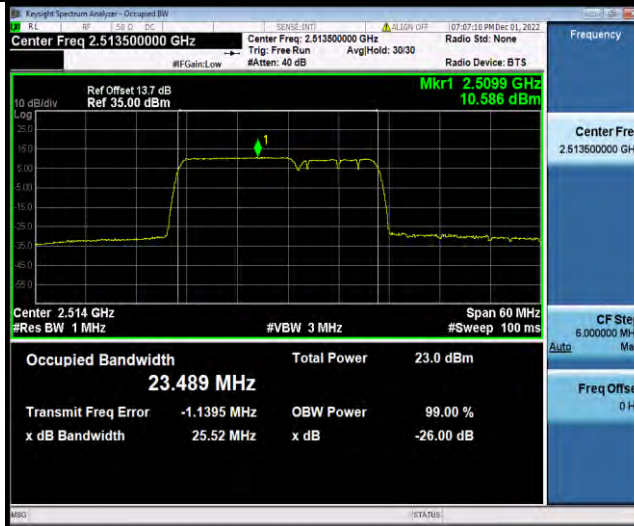


BUREAU VERITAS

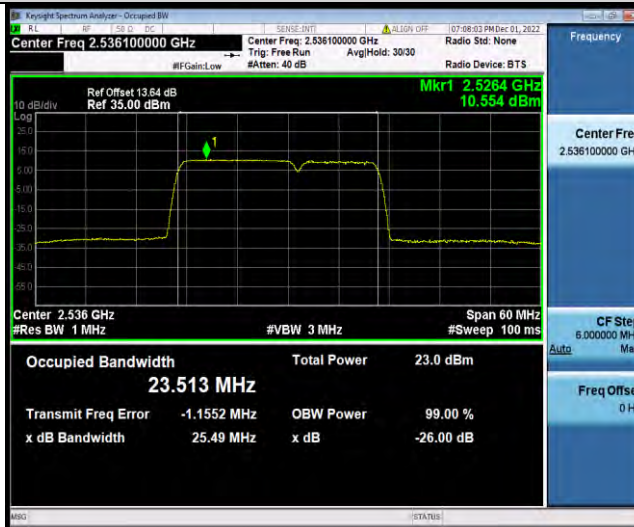
Test Report No.: W7L-P22110036RF08



7-7-15MHz-10MHz-QPSK-QPSK-20825-20945-75RB#0-50RB#0



7-7-15MHz-10MHz-QPSK-QPSK-21051-21171-75RB#0-50RB#0



7-7-15MHz-10MHz-QPSK-QPSK-21277-21397-75RB#0-50RB#0



BUREAU VERITAS

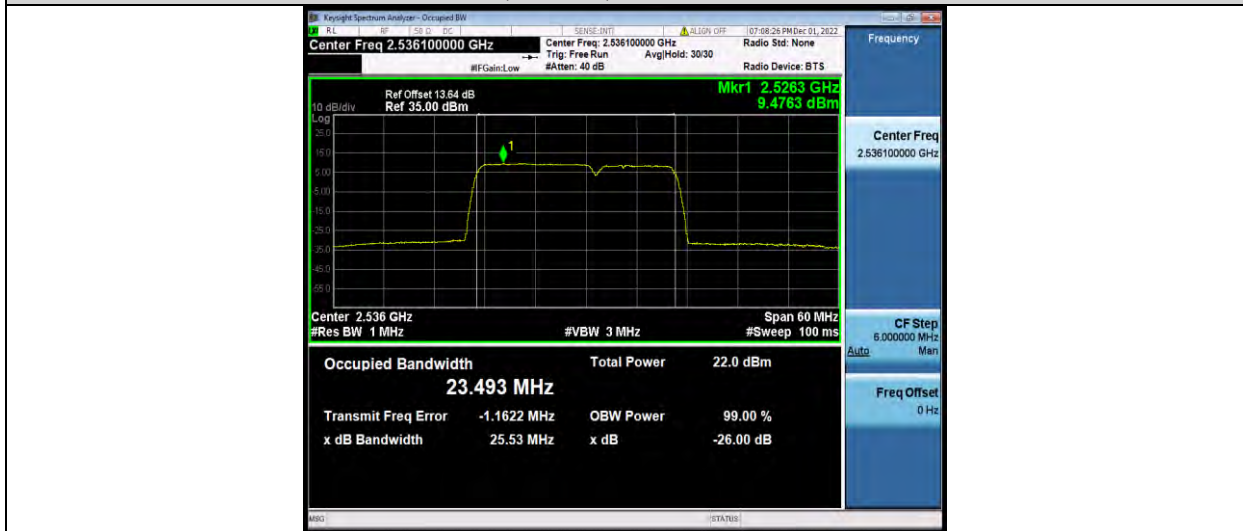
Test Report No.: W7L-P22110036RF08



7-7-15MHz-10MHz-16QAM-16QAM-20825-20945-75RB#0-50RB#0



7-7-15MHz-10MHz-16QAM-16QAM-21051-21171-75RB#0-50RB#0



7-7-15MHz-10MHz-16QAM-16QAM-21277-21397-75RB#0-50RB#0