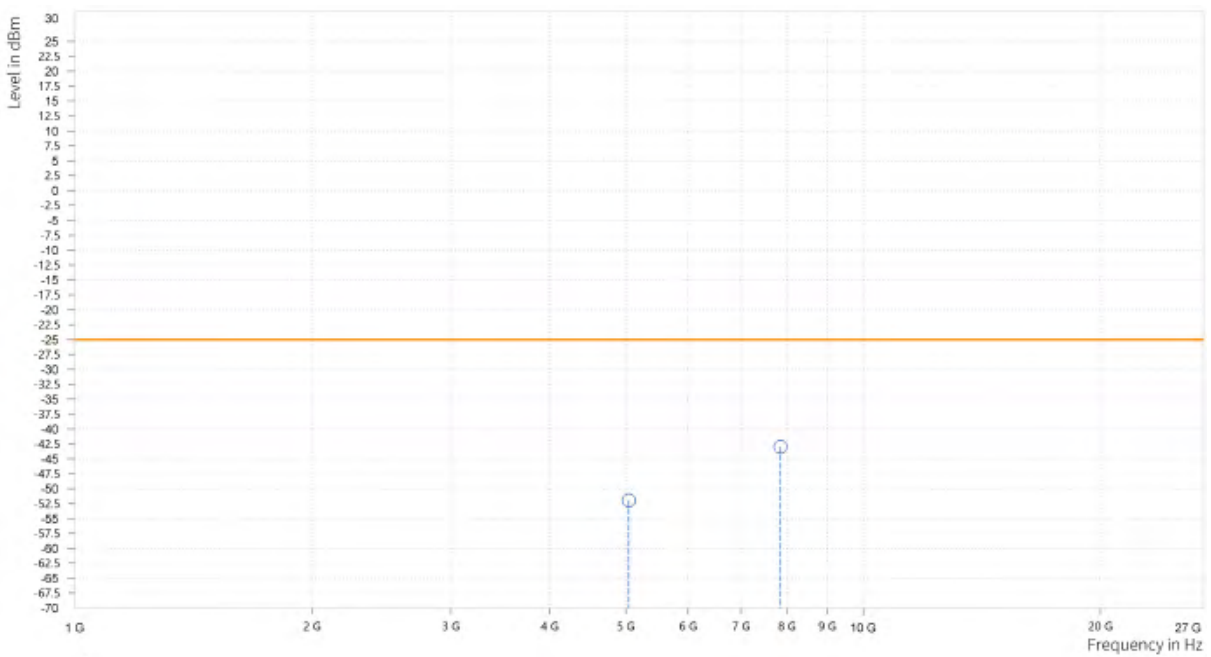




Test Report No.: W7L-P22110036RF08

MODE	TX channel PCC 21051	FREQUENCY RANGE	Above 1000MHz
	TX channel SCC 21171		
ENVIRONMENTAL CONDITIONS	23deg. C, 70%RH	INPUT POWER	AC 120V/60HZ
TESTED BY	Jace Hu		
ANTENNA POLARITY & TEST DISTANCE: VERTICAL AT 3 M			

Rg	Frequency [MHz]	PK+ Level [dBm]	PK+ Limit [dBm]	PK+ Margin [dB]	Correction [dB]	Polarization	Azimuth [deg]	Antenna Height [m]
4	5,045.500	-51.95	-25.00	26.95	25.49	V	1	1
5	7,856.000	-42.99	-25.00	17.99	33.06	V	359	2





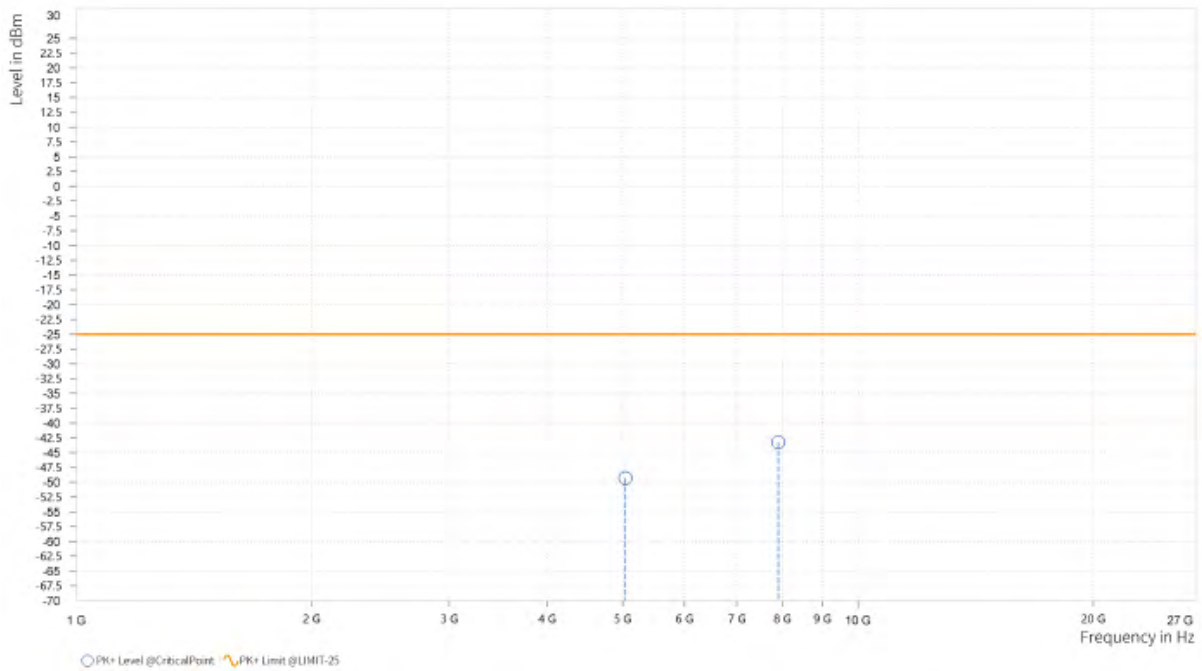
**BUREAU
VERITAS**

Test Report No.: W7L-P22110036RF08

CHANNEL BANDWIDTH: 15MHz + 15MHz

MODE	TX channel PCC 21025	FREQUENCY RANGE	Above 1000MHz
	TX channel SCC 21175		
ENVIRONMENTAL CONDITIONS	23deg. C, 70%RH	INPUT POWER	AC 120V/60HZ
TESTED BY	Jace Hu		
ANTENNA POLARITY & TEST DISTANCE: HORIZONTAL AT 3 M			

Rg	Frequency [MHz]	PK+ Level [dBm]	PK+ Limit [dBm]	PK+ Margin [dB]	Correction [dB]	Polarization	Azimuth [deg]	Antenna Height [m]
4	5,041.500	-49.32	-25.00	24.32	25.65	H	359.1	1
5	7,908.500	-43.25	-25.00	18.25	33.01	H	359.1	1

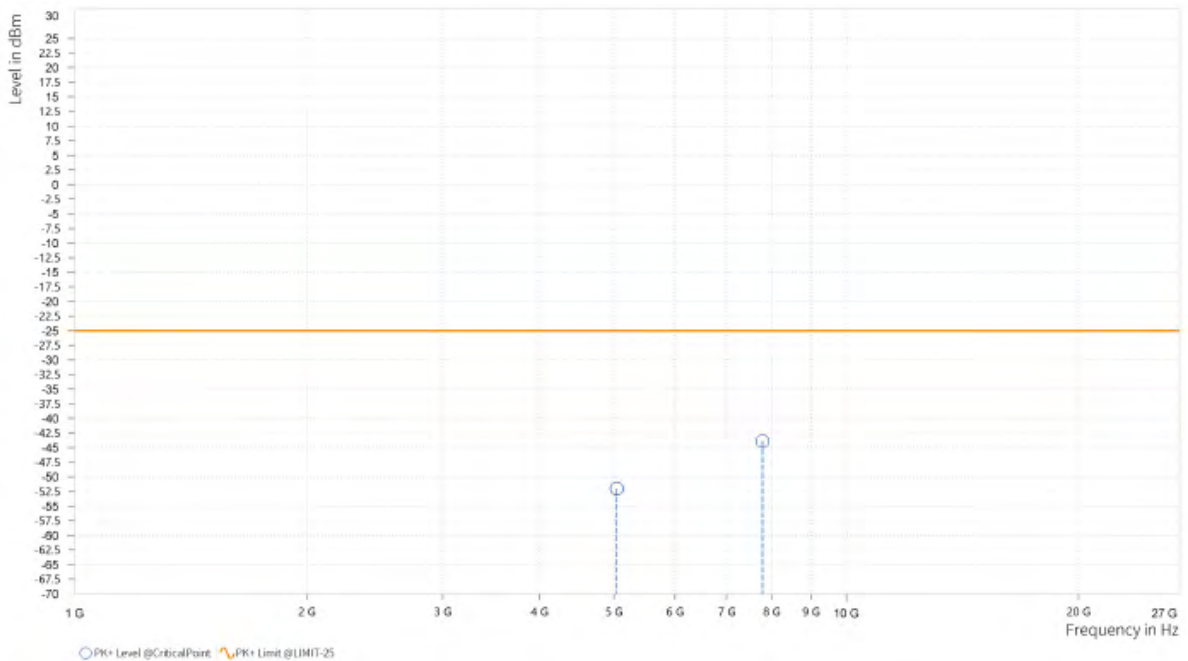




Test Report No.: W7L-P22110036RF08

MODE	TX channel PCC 21025	FREQUENCY RANGE	Above 1000MHz
	TX channel SCC 21175		
ENVIRONMENTAL CONDITIONS	23deg. C, 70%RH	INPUT POWER	AC 120V/60HZ
TESTED BY	Jace Hu		
ANTENNA POLARITY & TEST DISTANCE: VERTICAL AT 3 M			

Rg	Frequency [MHz]	PK+ Level [dBm]	PK+ Limit [dBm]	PK+ Margin [dB]	Correction [dB]	Polarization	Azimuth [deg]	Antenna Height [m]
4	5,041,000	-52.02	-25.00	27.02	25.48	V	184.7	1
5	7,784,000	-43.89	-25.00	18.89	33.04	V	1	1





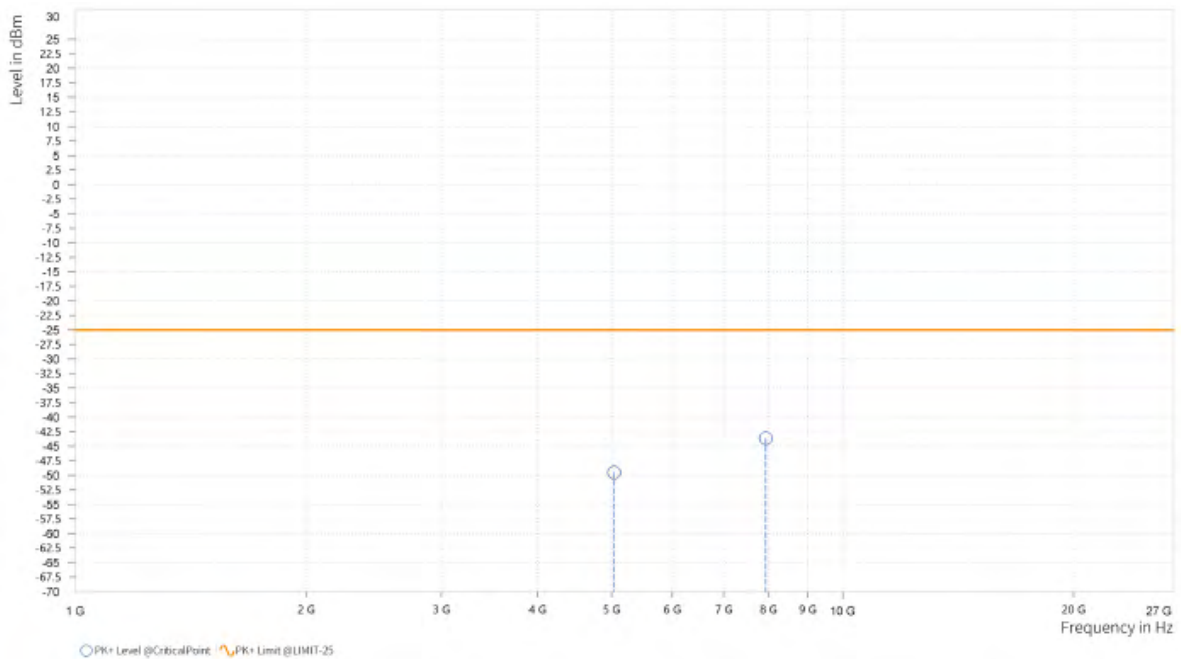
BUREAU VERITAS

Test Report No.: W7L-P22110036RF08

CHANNEL BANDWIDTH: 15MHz + 20MHz

MODE	TX channel PCC 21003	FREQUENCY RANGE	Above 1000MHz
	TX channel SCC 21174		
ENVIRONMENTAL CONDITIONS	23deg. C, 70%RH	INPUT POWER	AC 120V/60HZ
TESTED BY	Jace Hu		
ANTENNA POLARITY & TEST DISTANCE: HORIZONTAL AT 3 M			

Rg	Frequency [MHz]	PK+ Level [dBm]	PK+ Limit [dBm]	PK+ Margin [dB]	Correction [dB]	Polarization	Azimuth [deg]	Antenna Height [m]
4	5,037.500	-49.51	-25.00	24.51	25.65	H	1	1
5	7,939.000	-43.64	-25.00	18.64	32.99	H	77.1	2

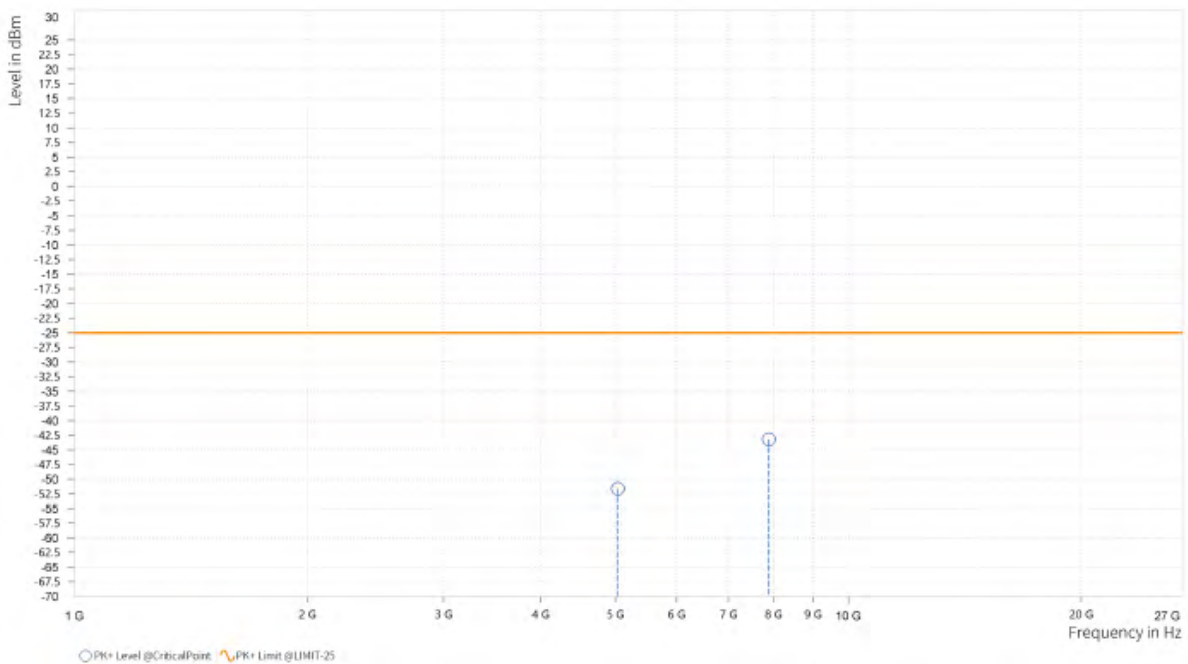




Test Report No.: W7L-P22110036RF08

MODE	TX channel PCC 21003	FREQUENCY RANGE	Above 1000MHz
	TX channel SCC 21174		
ENVIRONMENTAL CONDITIONS	23deg. C, 70%RH	INPUT POWER	AC 120V/60HZ
TESTED BY	Jace Hu		
ANTENNA POLARITY & TEST DISTANCE: VERTICAL AT 3 M			

Rg	Frequency [MHz]	PK+ Level [dBm]	PK+ Limit [dBm]	PK+ Margin [dB]	Correction [dB]	Polarization	Azimuth [deg]	Antenna Height [m]
4	5,037.500	-51.60	-25.00	26.60	25.48	V	1	1
5	7,897.500	-43.17	-25.00	18.17	33.05	V	1	2





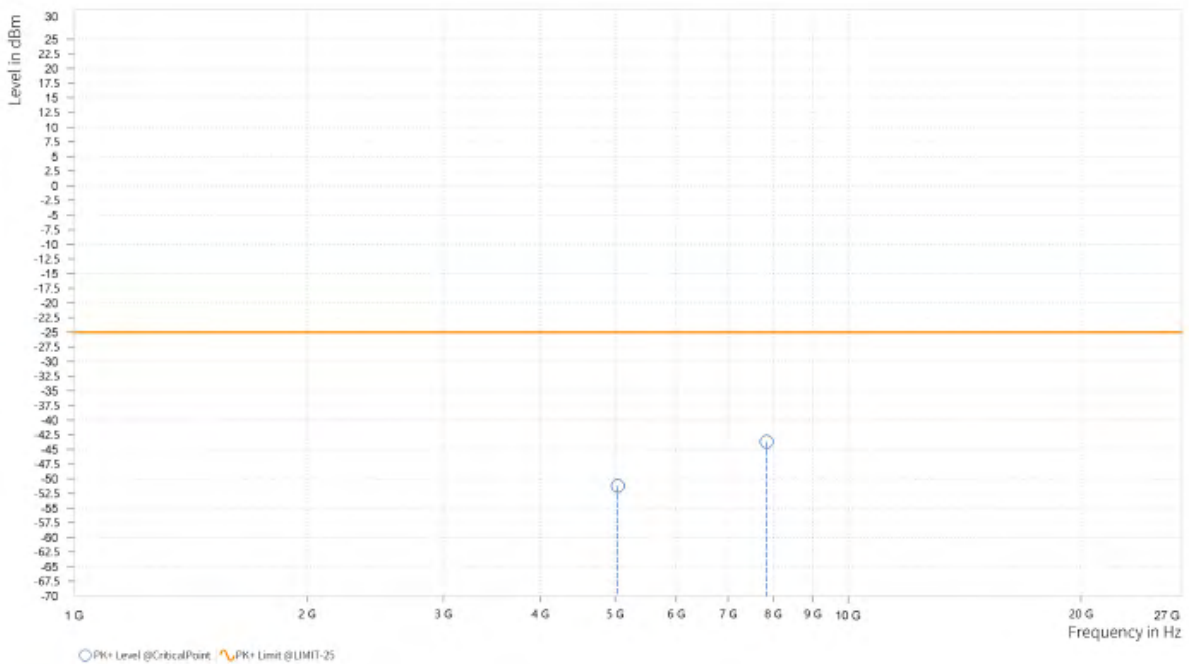
**BUREAU
VERITAS**

Test Report No.: W7L-P22110036RF08

CHANNEL BANDWIDTH: 20MHz + 10MHz

MODE	TX channel PCC 21051	FREQUENCY RANGE	Above 1000MHz
	TX channel SCC 21195		
ENVIRONMENTAL CONDITIONS	23deg. C, 70%RH	INPUT POWER	AC 120V/60HZ
TESTED BY	Jace Hu		
ANTENNA POLARITY & TEST DISTANCE: HORIZONTAL AT 3 M			

Rg	Frequency [MHz]	PK+ Level [dBm]	PK+ Limit [dBm]	PK+ Margin [dB]	Correction [dB]	Polarization	Azimuth [deg]	Antenna Height [m]
4	5,042.500	-51.26	-25.00	26.26	25.66	H	359.1	1
5	7,846.000	-43.70	-25.00	18.70	32.97	H	359	2

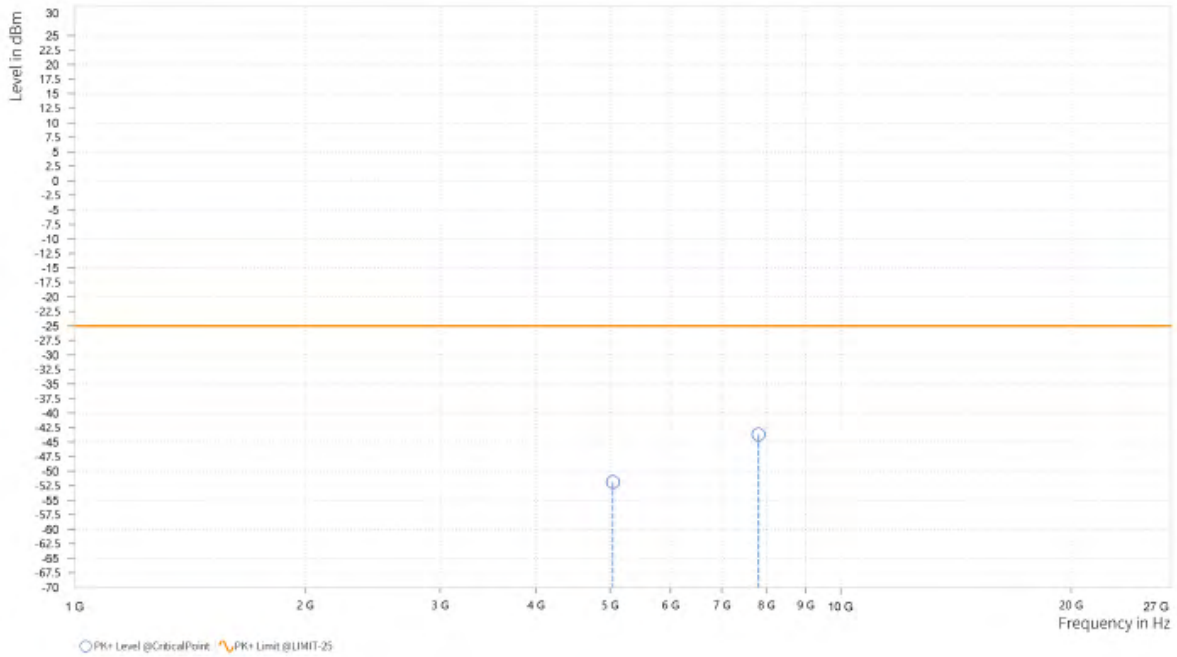




Test Report No.: W7L-P22110036RF08

MODE	TX channel PCC 21051	FREQUENCY RANGE	Above 1000MHz
	TX channel SCC 21195		
ENVIRONMENTAL CONDITIONS	23deg. C, 70%RH	INPUT POWER	AC 120V/60HZ
TESTED BY	Jace Hu		
ANTENNA POLARITY & TEST DISTANCE: VERTICAL AT 3 M			

Rg	Frequency [MHz]	PK+ Level [dBm]	PK+ Limit [dBm]	PK+ Margin [dB]	Correction [dB]	Polarization	Azimuth [deg]	Antenna Height [m]
4	5,043.500	-51.88	-25.00	26.88	25.49	V	173.9	2
5	7,813.500	-43.69	-25.00	18.69	33.07	V	269.7	1





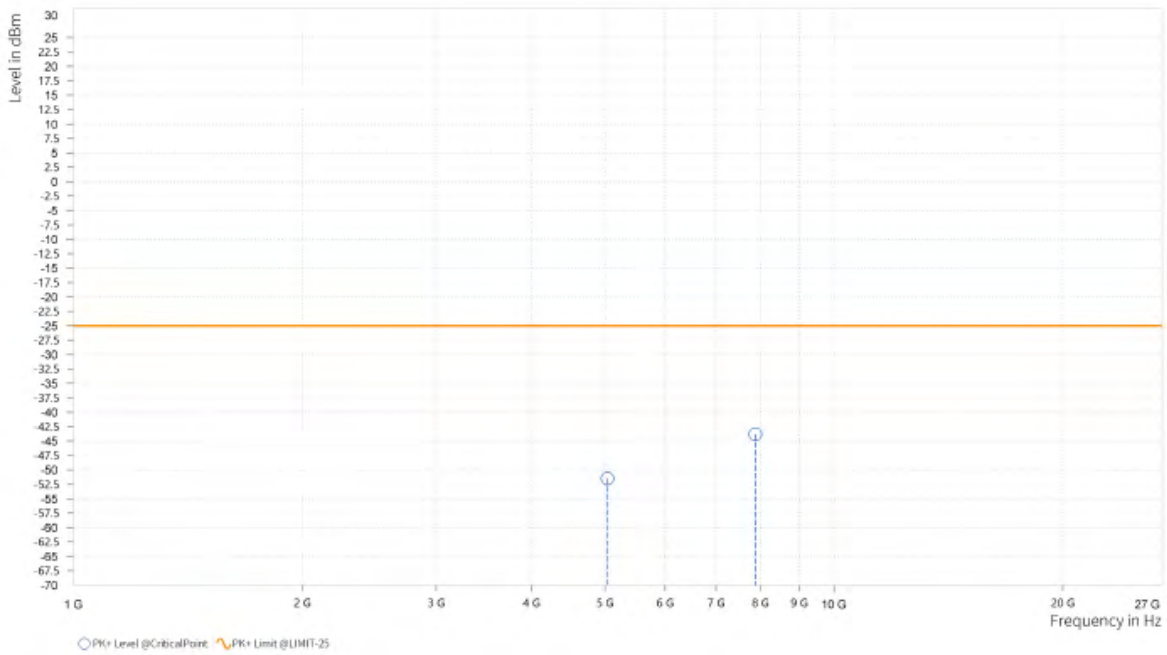
BUREAU VERITAS

Test Report No.: W7L-P22110036RF08

CHANNEL BANDWIDTH: 20MHz + 15MHz

MODE	TX channel PCC 21026	FREQUENCY RANGE	Above 1000MHz
	TX channel SCC 21197		
ENVIRONMENTAL CONDITIONS	23deg. C, 70%RH	INPUT POWER	AC 120V/60HZ
TESTED BY	Jace Hu		
ANTENNA POLARITY & TEST DISTANCE: HORIZONTAL AT 3 M			

Rg	Frequency [MHz]	PK+ Level [dBm]	PK+ Limit [dBm]	PK+ Margin [dB]	Correction [dB]	Polarization	Azimuth [deg]	Antenna Height [m]
4	5,036.500	-51.48	-25.00	26.48	25.65	H	359	1
5	7,884.000	-43.80	-25.00	18.80	33.01	H	1	1

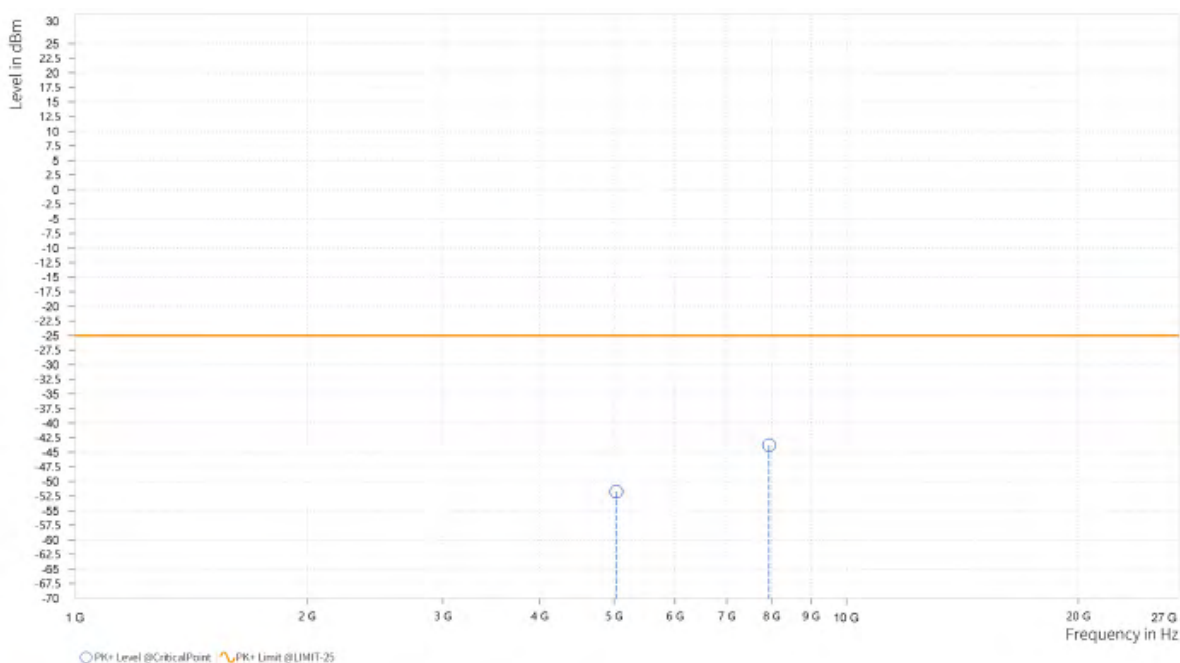




Test Report No.: W7L-P22110036RF08

MODE	TX channel PCC 21026	FREQUENCY RANGE	Above 1000MHz
	TX channel SCC 21197		
ENVIRONMENTAL CONDITIONS	23deg. C, 70%RH	INPUT POWER	AC 120V/60HZ
TESTED BY	Jace Hu		
ANTENNA POLARITY & TEST DISTANCE: VERTICAL AT 3 M			

Rg	Frequency [MHz]	PK+ Level [dBm]	PK+ Limit [dBm]	PK+ Margin [dB]	Correction [dB]	Polarization	Azimuth [deg]	Antenna Height [m]
4	5,034.500	-51.75	-25.00	26.75	25.48	V	1	1
5	7,938.500	-43.77	-25.00	18.77	33.18	V	359	2





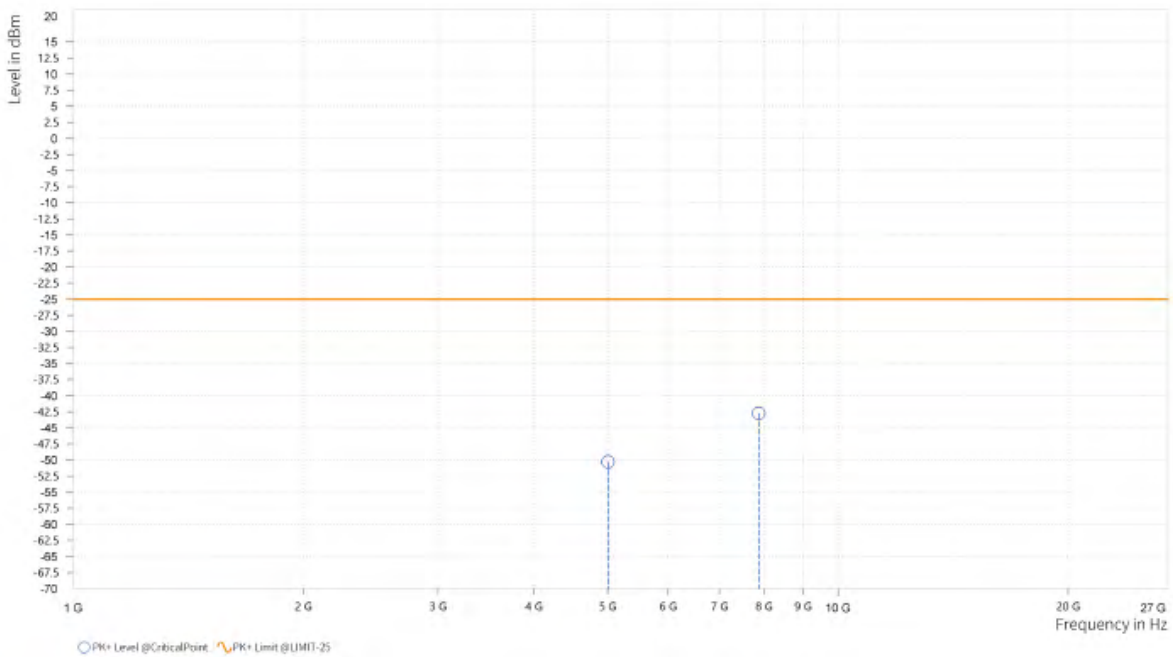
BUREAU VERITAS

Test Report No.: W7L-P22110036RF08

CHANNEL BANDWIDTH: 20MHz + 20MHz

MODE	TX channel PCC 20850	FREQUENCY RANGE	Above 1000MHz
	TX channel SCC 21048		
ENVIRONMENTAL CONDITIONS	23deg. C, 70%RH	INPUT POWER	AC 120V/60HZ
TESTED BY	Jace Hu		
ANTENNA POLARITY & TEST DISTANCE: HORIZONTAL AT 3 M			

Rg	Frequency [MHz]	PK+ Level [dBm]	PK+ Limit [dBm]	PK+ Margin [dB]	Correction [dB]	Polarization	Azimuth [deg]	Antenna Height [m]
4	5,003.000	-50.28	-25.00	25.28	25.52	H	359	2
5	7,878.500	-42.73	-25.00	17.73	33.00	H	268.6	1

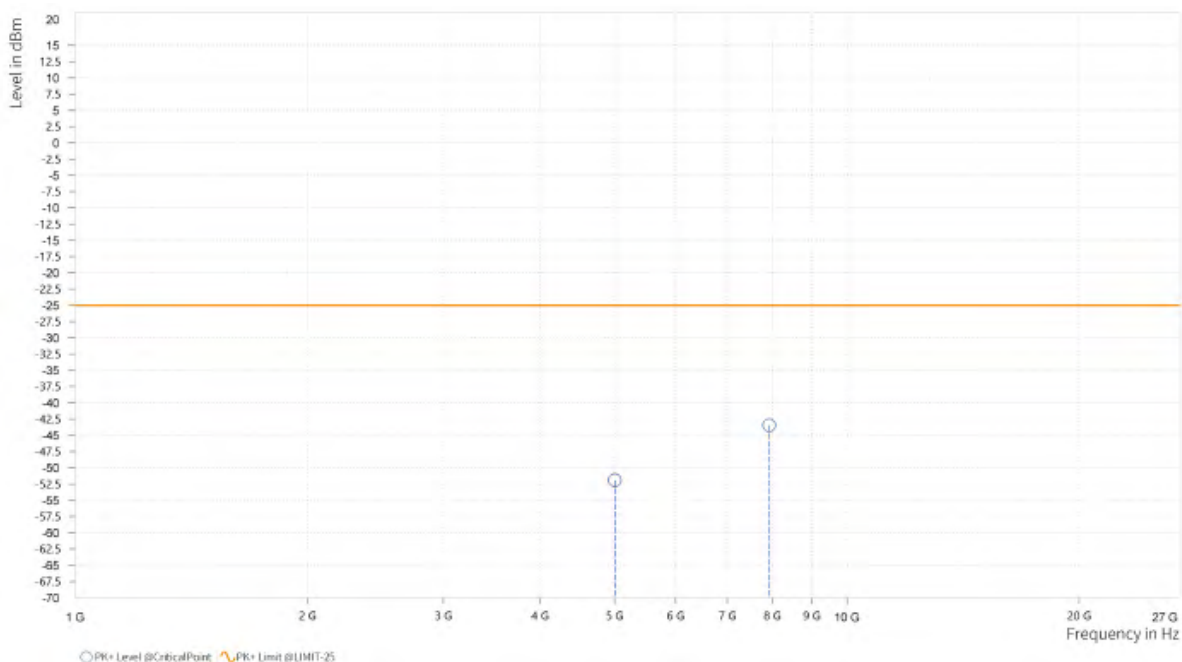




Test Report No.: W7L-P22110036RF08

MODE	TX channel PCC 20850	FREQUENCY RANGE	Above 1000MHz
	TX channel SCC 21048		
ENVIRONMENTAL CONDITIONS	23deg. C, 70%RH	INPUT POWER	AC 120V/60HZ
TESTED BY	Jace Hu		
ANTENNA POLARITY & TEST DISTANCE: VERTICAL AT 3 M			

Rg	Frequency [MHz]	PK+ Level [dBm]	PK+ Limit [dBm]	PK+ Margin [dB]	Correction [dB]	Polarization	Azimuth [deg]	Antenna Height [m]
4	5,002.500	-51.89	-25.00	26.89	25.35	V	359	2
5	7,927.500	-43.45	-25.00	18.45	33.15	V	0.9	2





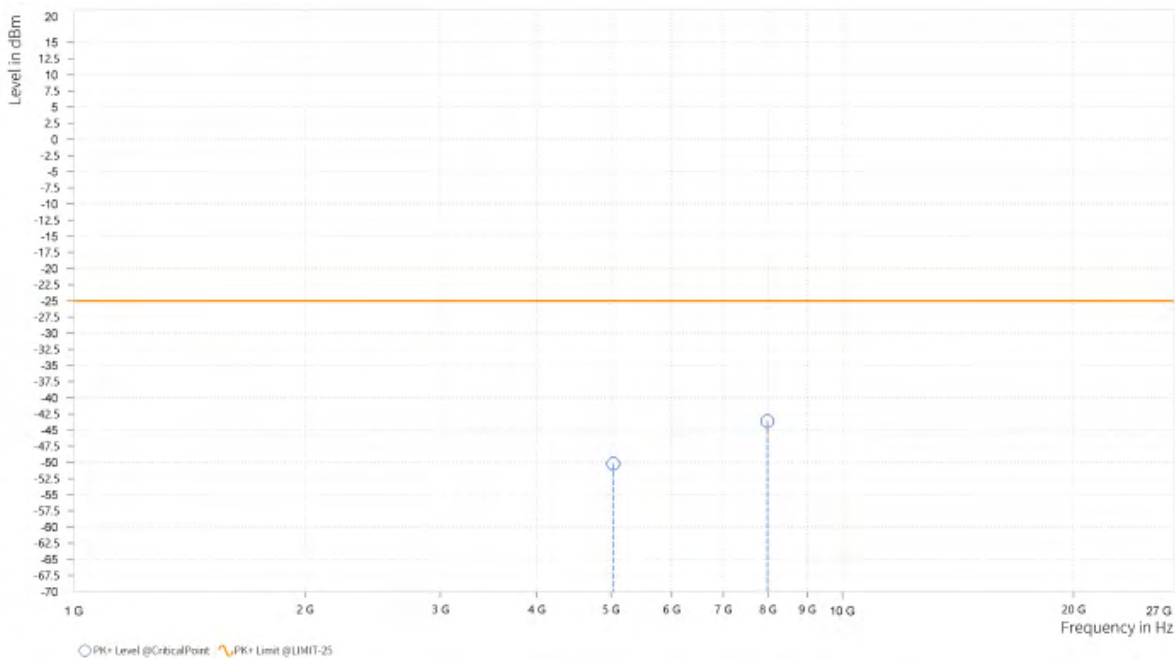
**BUREAU
VERITAS**

Test Report No.: W7L-P22110036RF08

CHANNEL BANDWIDTH: 20MHz + 20MHz

MODE	TX channel PCC 21001	FREQUENCY RANGE	Above 1000MHz
	TX channel SCC 21199		
ENVIRONMENTAL CONDITIONS	23deg. C, 70%RH	INPUT POWER	AC 120V/60HZ
TESTED BY	Jace Hu		
ANTENNA POLARITY & TEST DISTANCE: HORIZONTAL AT 3 M			

Rg	Frequency [MHz]	PK+ Level [dBm]	PK+ Limit [dBm]	PK+ Margin [dB]	Correction [dB]	Polarization	Azimuth [deg]	Antenna Height [m]
4	5,032.500	-50.20	-25.00	25.20	25.64	H	359	1
5	7,988.500	-43.65	-25.00	18.65	33.08	H	1	1

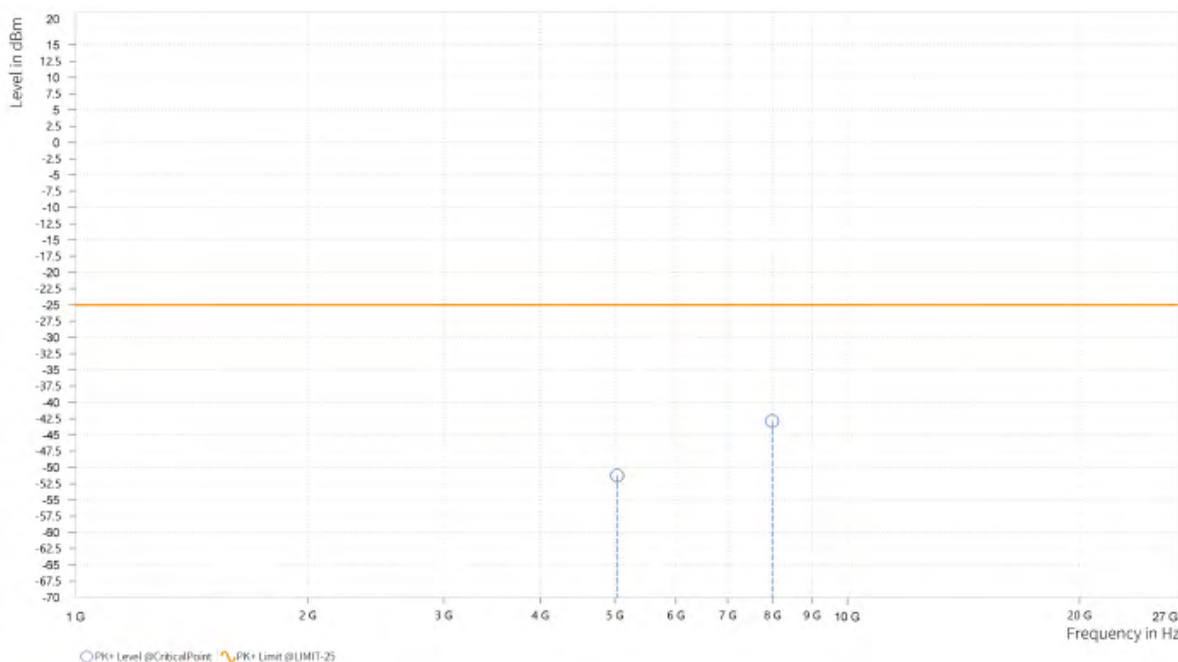




Test Report No.: W7L-P22110036RF08

MODE	TX channel PCC 21001	FREQUENCY RANGE	Above 1000MHz
	TX channel SCC 21199		
ENVIRONMENTAL CONDITIONS	23deg. C, 70%RH	INPUT POWER	AC 120V/60HZ
TESTED BY	Jace Hu		
ANTENNA POLARITY & TEST DISTANCE: VERTICAL AT 3 M			

Rg	Frequency [MHz]	PK+ Level [dBm]	PK+ Limit [dBm]	PK+ Margin [dB]	Correction [dB]	Polarization	Azimuth [deg]	Antenna Height [m]
4	5,032.000	-51.27	-25.00	26.27	25.48	V	1	2
5	7,991.500	-42.90	-25.00	17.90	33.33	V	92.6	2





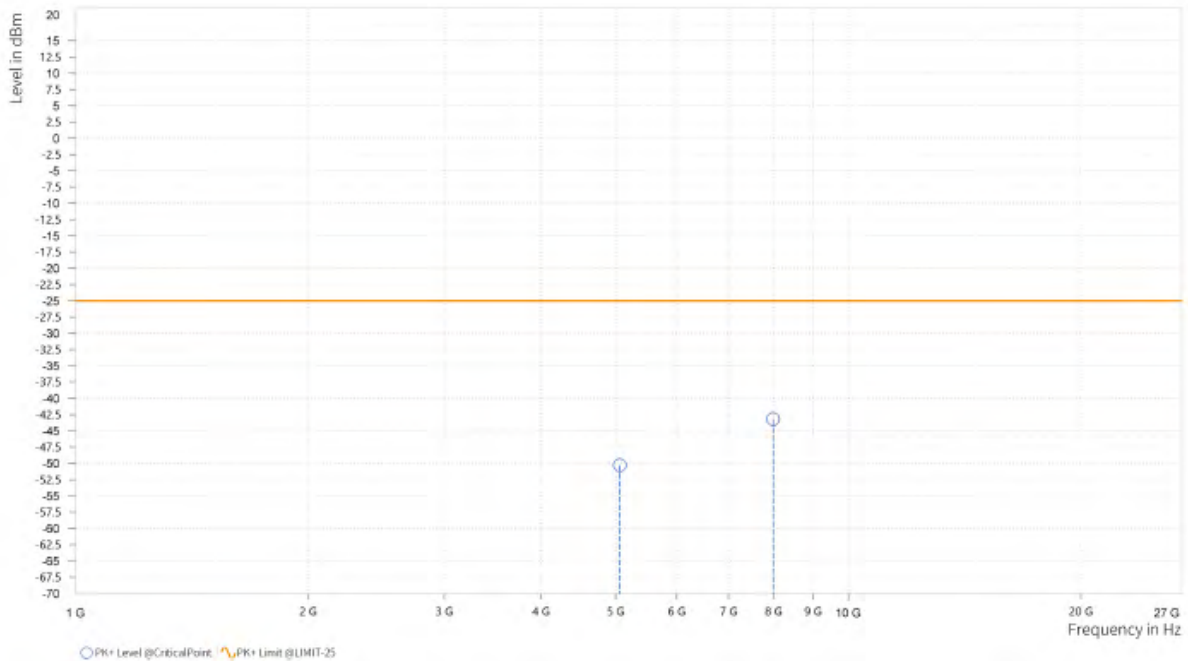
**BUREAU
VERITAS**

Test Report No.: W7L-P22110036RF08

CHANNEL BANDWIDTH: 20MHz + 20MHz

MODE	TX channel PCC 21152	FREQUENCY RANGE	Above 1000MHz
	TX channel SCC 21350		
ENVIRONMENTAL CONDITIONS	23deg. C, 70%RH	INPUT POWER	AC 120V/60HZ
TESTED BY	Jace Hu		
ANTENNA POLARITY & TEST DISTANCE: HORIZONTAL AT 3 M			

Rg	Frequency [MHz]	PK+ Level [dBm]	PK+ Limit [dBm]	PK+ Margin [dB]	Correction [dB]	Polarization	Azimuth [deg]	Antenna Height [m]
4	5,062.500	-50.29	-25.00	25.29	25.70	H	1	1
5	7,992.000	-43.17	-25.00	18.17	33.11	H	359	2

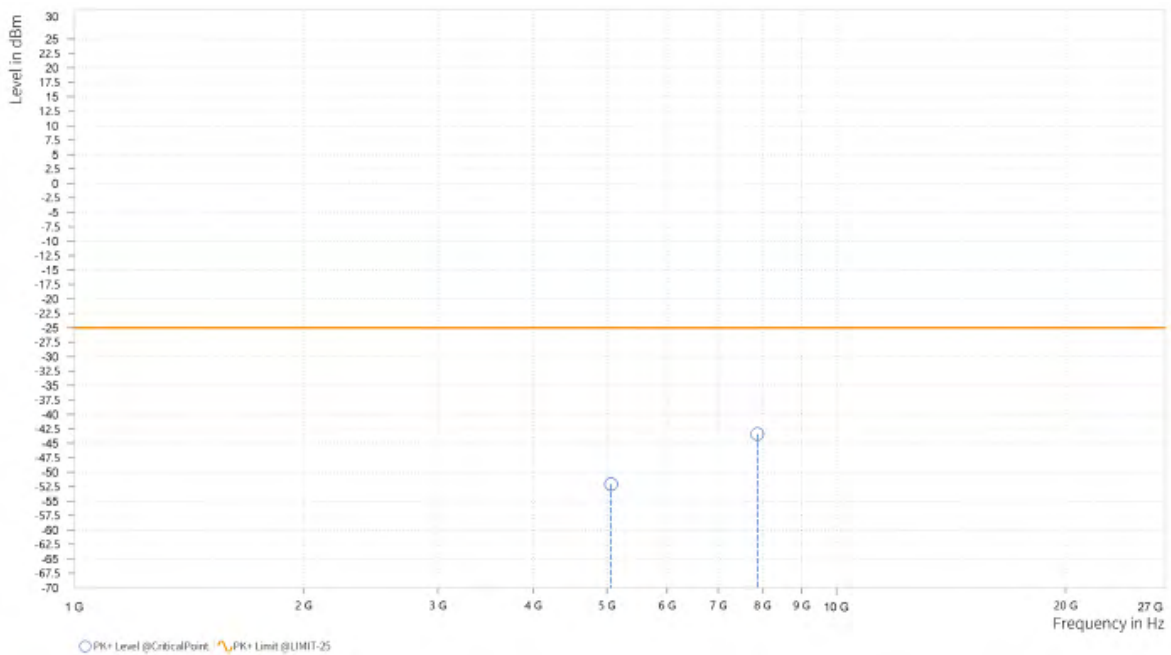




Test Report No.: W7L-P22110036RF08

MODE	TX channel PCC 21152	FREQUENCY RANGE	Above 1000MHz
	TX channel SCC 21350		
ENVIRONMENTAL CONDITIONS	23deg. C, 70%RH	INPUT POWER	AC 120V/60HZ
TESTED BY	Jace Hu		
ANTENNA POLARITY & TEST DISTANCE: VERTICAL AT 3 M			

Rg	Frequency [MHz]	PK+ Level [dBm]	PK+ Limit [dBm]	PK+ Margin [dB]	Correction [dB]	Polarization	Azimuth [deg]	Antenna Height [m]
4	5,062.000	-52.10	-25.00	27.10	25.60	V	1	1
5	7,878.000	-43.39	-25.00	18.39	33.05	V	1	1





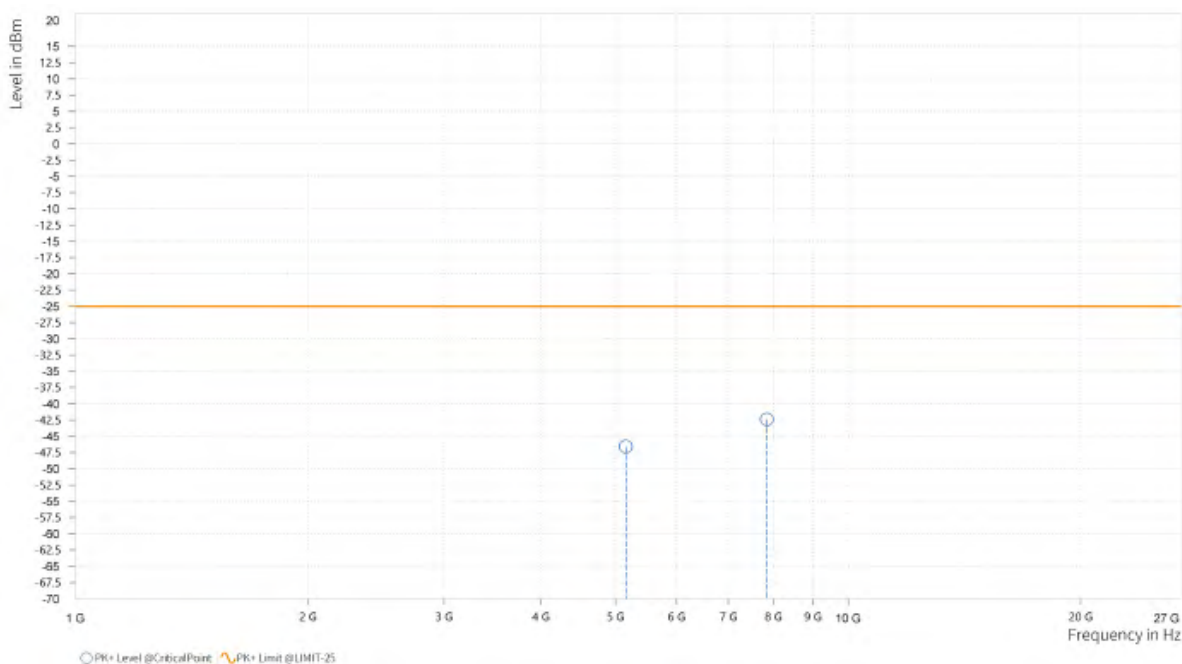
Test Report No.: W7L-P22110036RF08

LTE CA_38C

CHANNEL BANDWIDTH: (15+15) MHz / QPSK

MODE	TX channel PCC 37825	FREQUENCY RANGE	Above 1000MHz
	TX channel SCC 37975		
ENVIRONMENTAL CONDITIONS	23deg. C, 70%RH	INPUT POWER	AC 120V/60Hz
TESTED BY	Jace Hu		
ANTENNA POLARITY & TEST DISTANCE: HORIZONTAL AT 3 M			

Rg	Frequency [MHz]	PK+ Level [dBm]	PK+ Limit [dBm]	PK+ Margin [dB]	Correction [dB]	Polarization	Azimuth [deg]	Antenna Height [m]
4	5,157.000	-46.57	-25.00	21.57	26.22	H	359.1	1
5	7,848.500	-42.38	-25.00	17.38	32.98	H	90.2	2

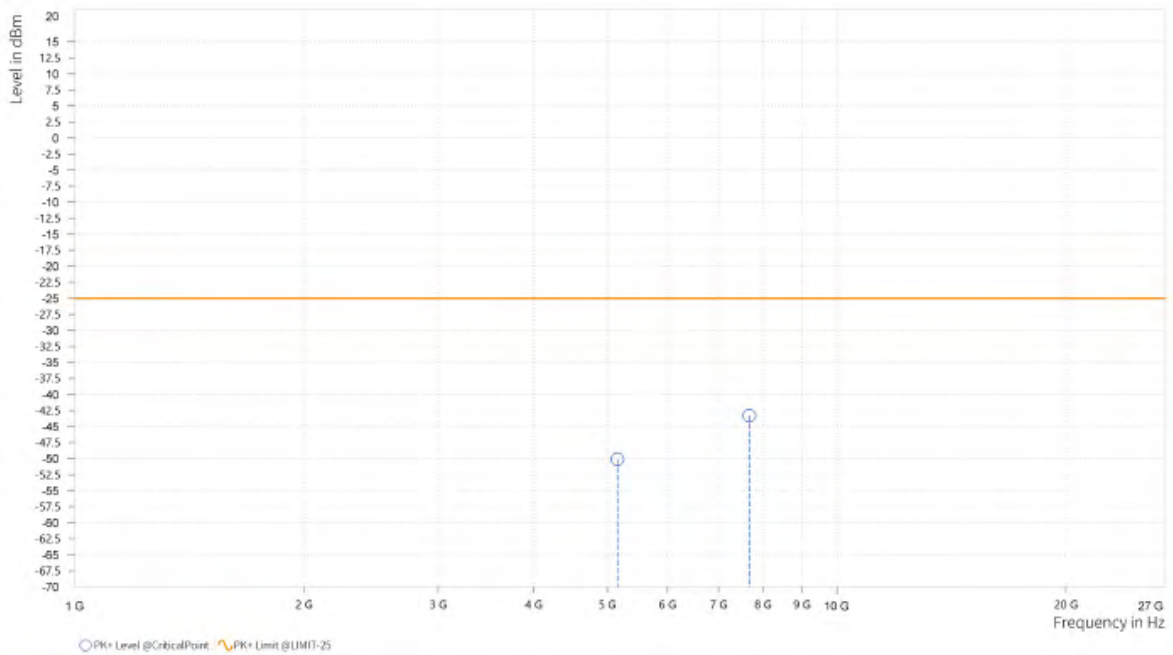




Test Report No.: W7L-P22110036RF08

MODE	TX channel PCC 37825	FREQUENCY RANGE	Above 1000MHz
	TX channel SCC 37975		
ENVIRONMENTAL CONDITIONS	23deg. C, 70%RH	INPUT POWER	AC 120V/60Hz
TESTED BY	Jace Hu		
ANTENNA POLARITY & TEST DISTANCE: VERTICAL AT 3 M			

Rg	Frequency [MHz]	PK+ Level [dBm]	PK+ Limit [dBm]	PK+ Margin [dB]	Correction [dB]	Polarization	Azimuth [deg]	Antenna Height [m]
4	5,156.000	-50.09	-25.00	25.09	26.15	V	359	1
5	7,678.000	-43.29	-25.00	18.29	32.74	V	0.9	2



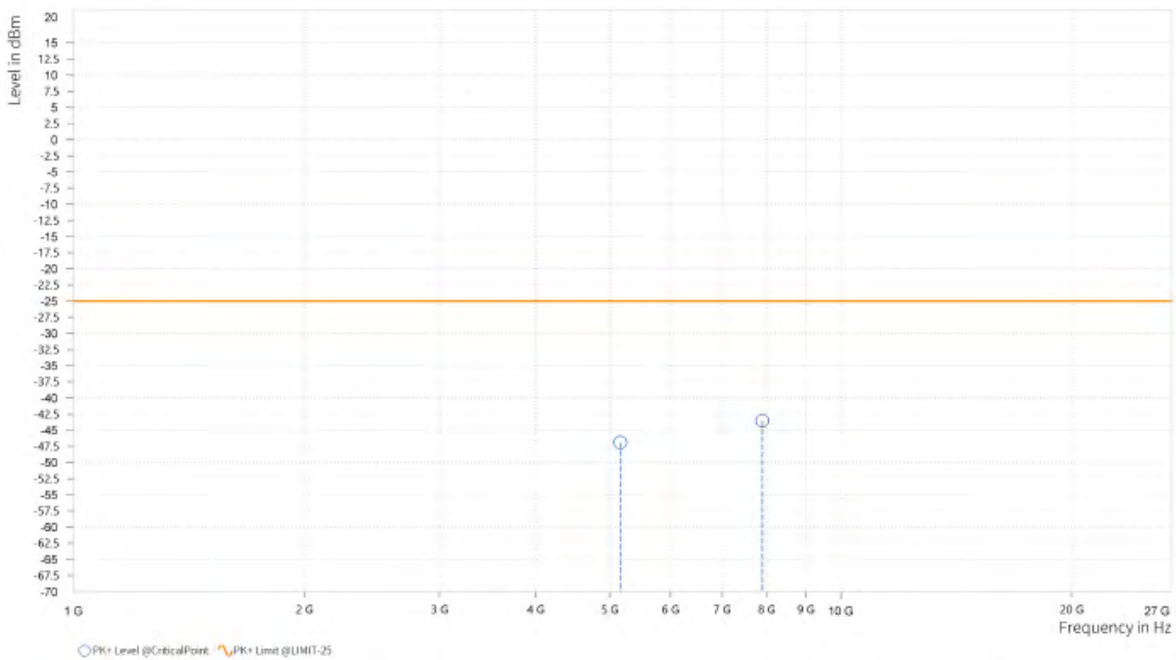


Test Report No.: W7L-P22110036RF08

CHANNEL BANDWIDTH: (15+15) MHz / QPSK

MODE	TX channel PCC 37925	FREQUENCY RANGE	Above 1000MHz
	TX channel SCC 38075		
ENVIRONMENTAL CONDITIONS	23deg. C, 70%RH	INPUT POWER	AC 120V/60Hz
TESTED BY	Jace Hu		
ANTENNA POLARITY & TEST DISTANCE: HORIZONTAL AT 3 M			

Rg	Frequency [MHz]	PK+ Level [dBm]	PK+ Limit [dBm]	PK+ Margin [dB]	Correction [dB]	Polarization	Azimuth [deg]	Antenna Height [m]
4	5,162.000	-46.87	-25.00	21.87	26.21	H	359	1
5	7,903.000	-43.54	-25.00	18.54	33.01	H	1	2

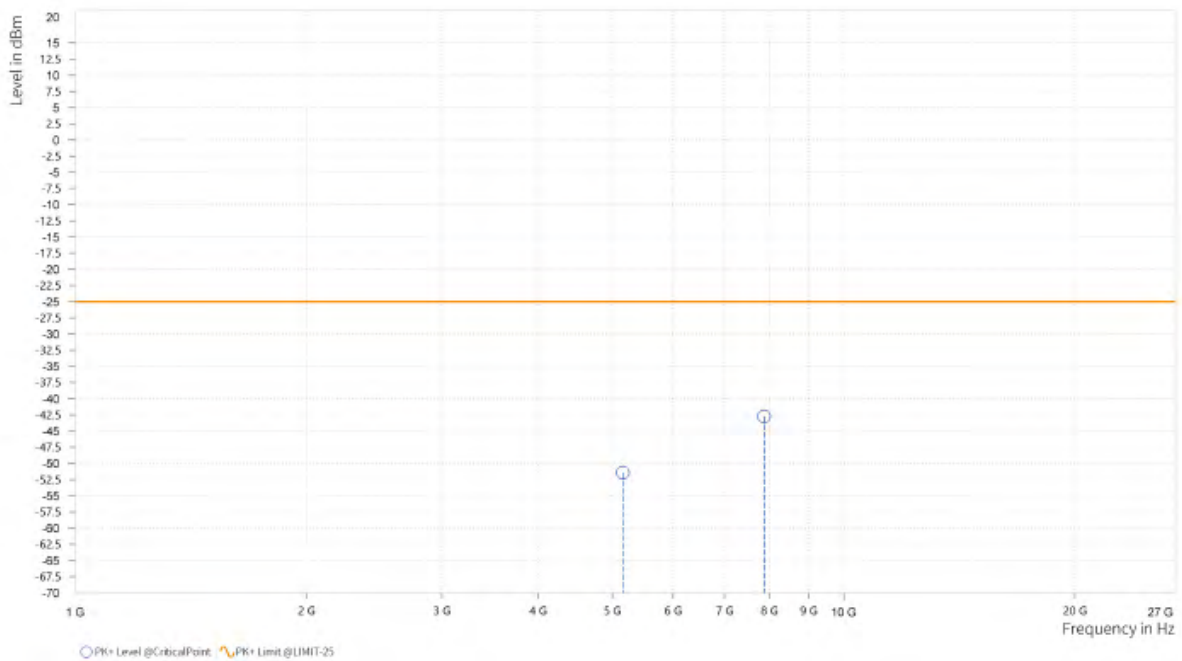




Test Report No.: W7L-P22110036RF08

MODE	TX channel PCC 37925	FREQUENCY RANGE	Above 1000MHz
	TX channel SCC 38075		
ENVIRONMENTAL CONDITIONS	23deg. C, 70%RH	INPUT POWER	AC 120V/60Hz
TESTED BY	Jace Hu		
ANTENNA POLARITY & TEST DISTANCE: VERTICAL AT 3 M			

Rg	Frequency [MHz]	PK+ Level [dBm]	PK+ Limit [dBm]	PK+ Margin [dB]	Correction [dB]	Polarization	Azimuth [deg]	Antenna Height [m]
4	5,161.500	-51.44	-25.00	26.44	26.12	V	1	2
5	7,875.500	-42.72	-25.00	17.72	33.05	V	77.2	2





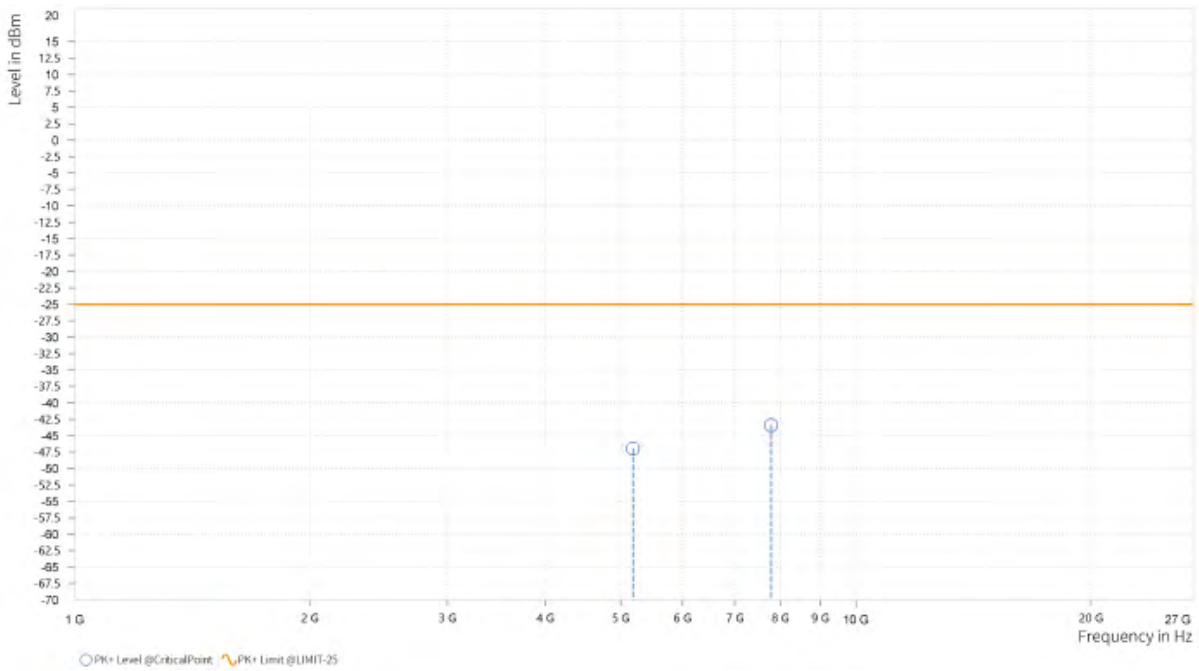
**BUREAU
VERITAS**

Test Report No.: W7L-P22110036RF08

CHANNEL BANDWIDTH: (15+15) MHz / QPSK

MODE	TX channel PCC 38025	FREQUENCY RANGE	Above 1000MHz
	TX channel SCC 38175		
ENVIRONMENTAL CONDITIONS	23deg. C, 70%RH	INPUT POWER	AC 120V/60Hz
TESTED BY	Jace Hu		
ANTENNA POLARITY & TEST DISTANCE: HORIZONTAL AT 3 M			

Rg	Frequency [MHz]	PK+ Level [dBm]	PK+ Limit [dBm]	PK+ Margin [dB]	Correction [dB]	Polarization	Azimuth [deg]	Antenna Height [m]
4	5,181.500	-46.95	-25.00	21.95	26.11	H	359	1
5	7,787.500	-43.42	-25.00	18.42	32.88	H	91.4	2

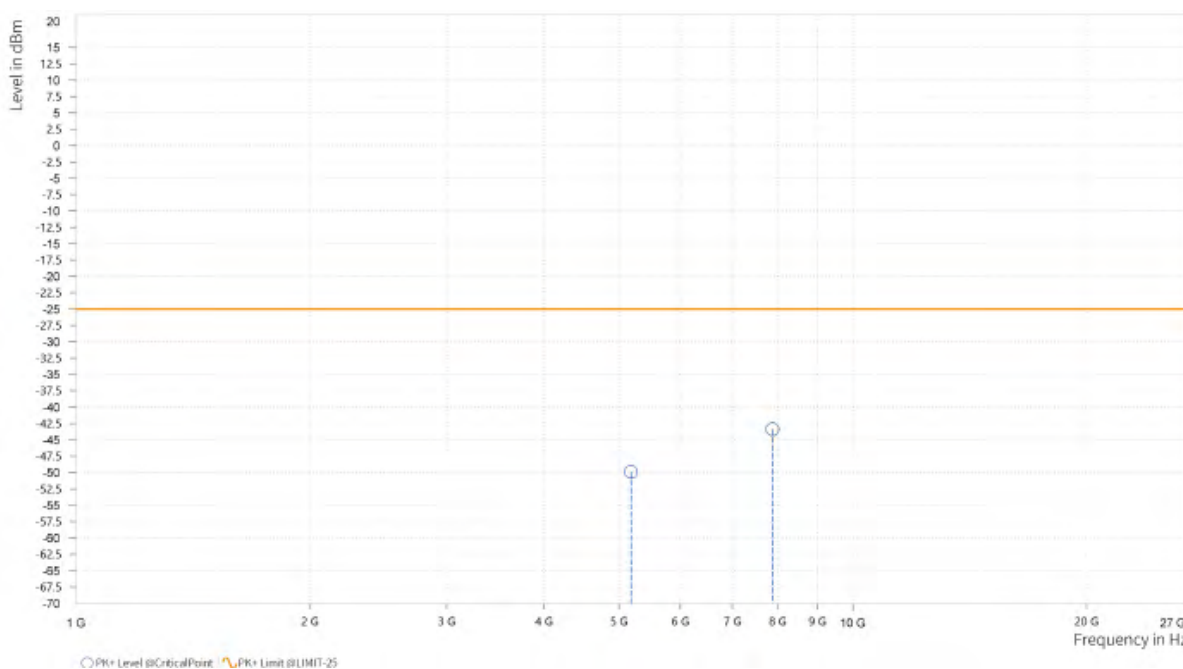




Test Report No.: W7L-P22110036RF08

MODE	TX channel PCC 38025	FREQUENCY RANGE	Above 1000MHz
	TX channel SCC 38175		
ENVIRONMENTAL CONDITIONS	23deg. C, 70%RH	INPUT POWER	AC 120V/60Hz
TESTED BY	Jace Hu		
ANTENNA POLARITY & TEST DISTANCE: VERTICAL AT 3 M			

Rg	Frequency [MHz]	PK+ Level [dBm]	PK+ Limit [dBm]	PK+ Margin [dB]	Correction [dB]	Polarization	Azimuth [deg]	Antenna Height [m]
4	5,182.000	-49.92	-25.00	24.92	25.90	V	359	2
5	7,884.000	-43.36	-25.00	18.36	33.04	V	268.6	1





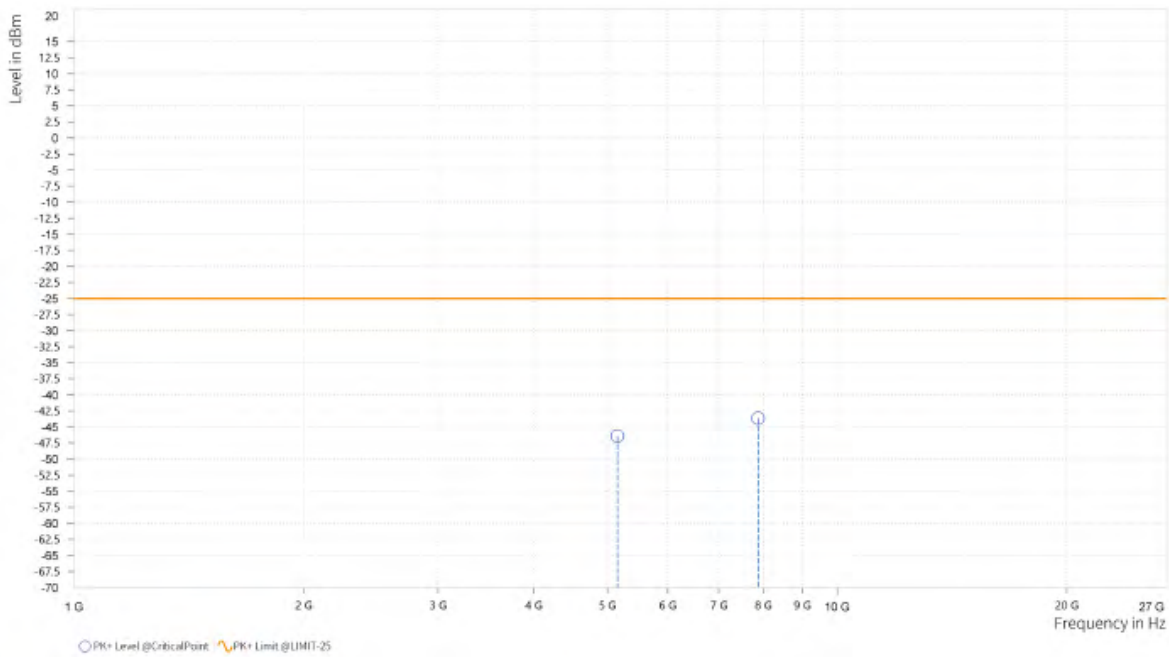
BUREAU VERITAS

Test Report No.: W7L-P22110036RF08

CHANNEL BANDWIDTH: 20MHz + 20MHz

MODE	TX channel PCC 37901	FREQUENCY RANGE	Above 1000MHz
	TX channel SCC 38099		
ENVIRONMENTAL CONDITIONS	23deg. C, 70%RH	INPUT POWER	AC 120V/60Hz
TESTED BY	Jace Hu		
ANTENNA POLARITY & TEST DISTANCE: HORIZONTAL AT 3 M			

Rg	Frequency [MHz]	PK+ Level [dBm]	PK+ Limit [dBm]	PK+ Margin [dB]	Correction [dB]	Polarization	Azimuth [deg]	Antenna Height [m]
4	5,152.500	-46.39	-25.00	21.39	26.22	H	359	1
5	7,877.500	-43.62	-25.00	18.62	33.00	H	268.6	1

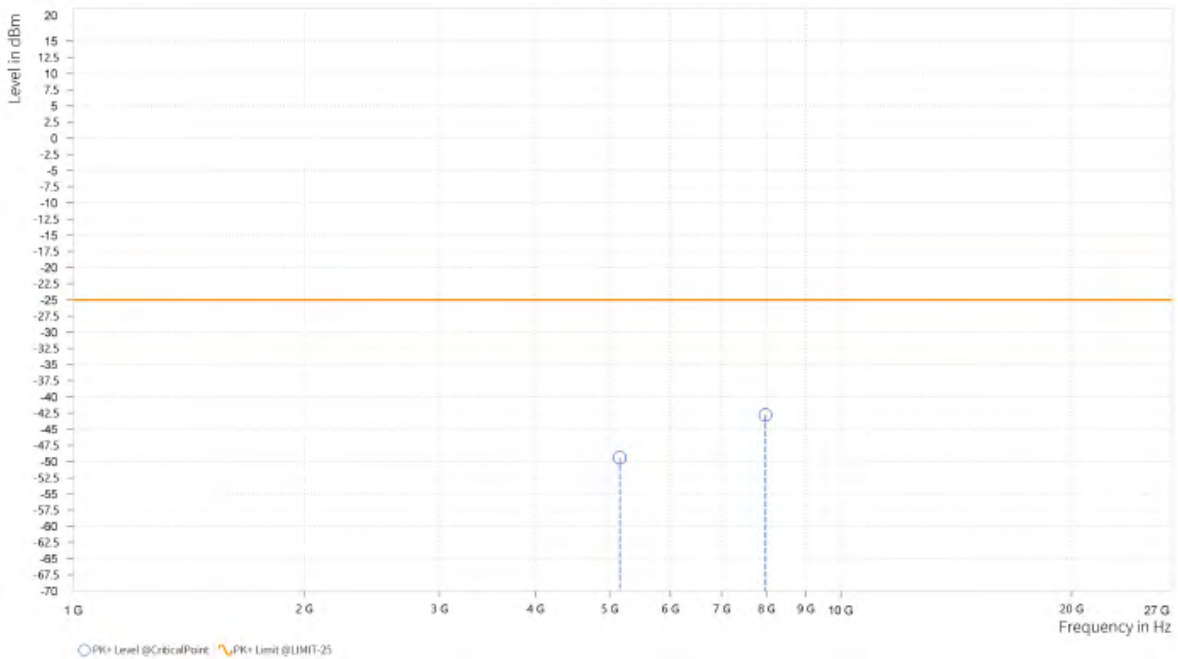




Test Report No.: W7L-P22110036RF08

MODE	TX channel PCC 37901	FREQUENCY RANGE	Above 1000MHz
	TX channel SCC 38099		
ENVIRONMENTAL CONDITIONS	23deg. C, 70%RH	INPUT POWER	AC 120V/60Hz
TESTED BY	Jace Hu		
ANTENNA POLARITY & TEST DISTANCE: VERTICAL AT 3 M			

Rg	Frequency [MHz]	PK+ Level [dBm]	PK+ Limit [dBm]	PK+ Margin [dB]	Correction [dB]	Polarization	Azimuth [deg]	Antenna Height [m]
4	5,152.500	-49.42	-25.00	24.42	26.18	V	0.9	2
5	7,977.000	-42.82	-25.00	17.82	33.29	V	0.9	2





BUREAU
VERITAS

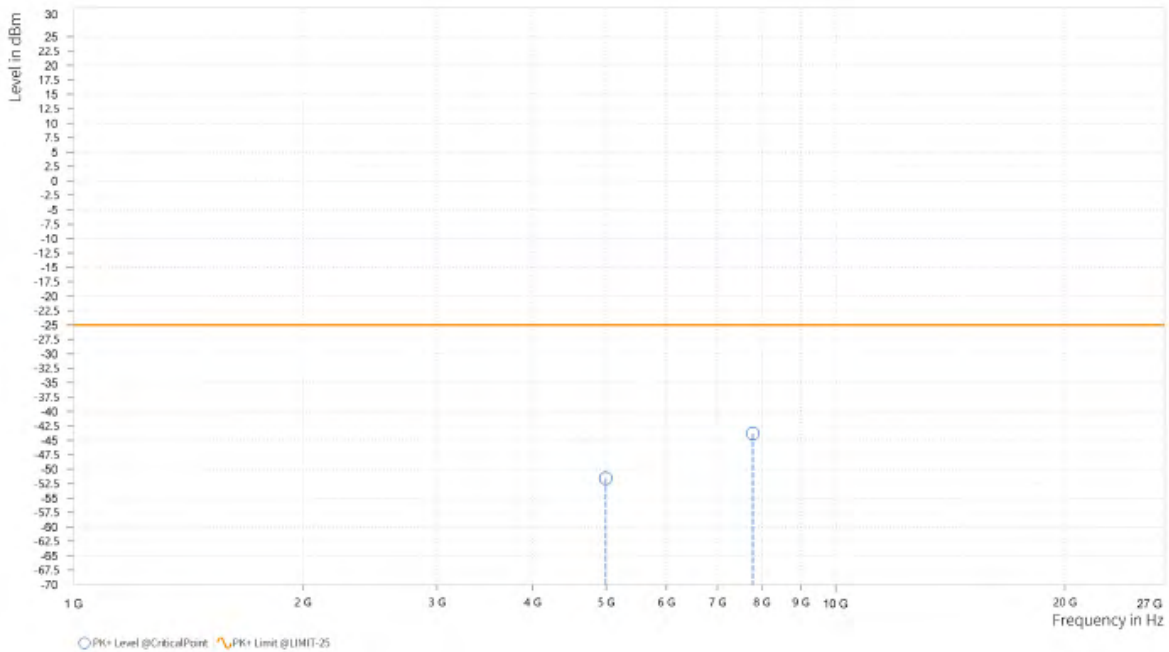
Test Report No.: W7L-P22110036RF08

LTE Band CA_41C

CHANNEL BANDWIDTH: 5MHz + 20MHz

MODE	TX channel PCC 39683	FREQUENCY RANGE	Above 1000MHz
	TX channel SCC 39800		
ENVIRONMENTAL CONDITIONS	23deg. C, 70%RH	INPUT POWER	AC 120V/60HZ
TESTED BY	Jace Hu		
ANTENNA POLARITY & TEST DISTANCE: HORIZONTAL AT 3 M			

Rg	Frequency [MHz]	PK+ Level [dBm]	PK+ Limit [dBm]	PK+ Margin [dB]	Correction [dB]	Polarization	Azimuth [deg]	Antenna Height [m]
4	4,994.500	-51.59	-25.00	26.59	25.47	H	359.1	1
5	7,784.000	-43.83	-25.00	18.83	32.87	H	359	2

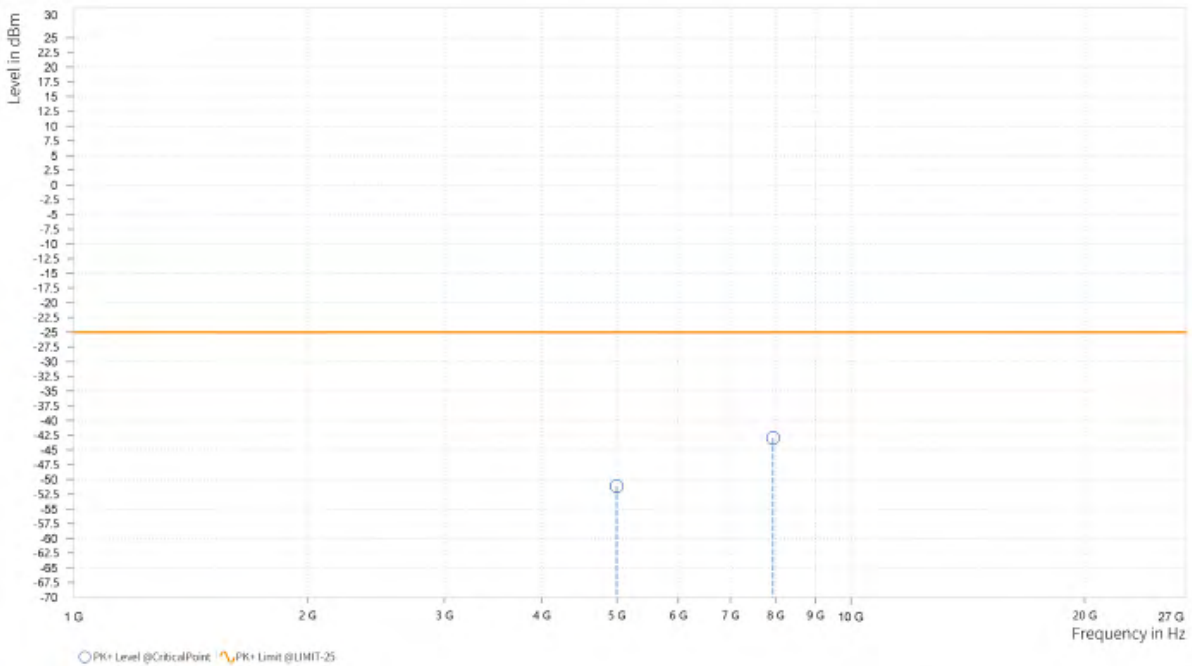




Test Report No.: W7L-P22110036RF08

MODE	TX channel PCC 39683	FREQUENCY RANGE	Above 1000MHz
	TX channel SCC 39800		
ENVIRONMENTAL CONDITIONS	23deg. C, 70%RH	INPUT POWER	AC 120V/60HZ
TESTED BY	Jace Hu		
ANTENNA POLARITY & TEST DISTANCE: VERTICAL AT 3 M			

Rg	Frequency [MHz]	PK+ Level [dBm]	PK+ Limit [dBm]	PK+ Margin [dB]	Correction [dB]	Polarization	Azimuth [deg]	Antenna Height [m]
4	4,995.500	-51.17	-25.00	26.17	25.30	V	1	1
5	7,938.500	-42.98	-25.00	17.98	33.18	V	1	1





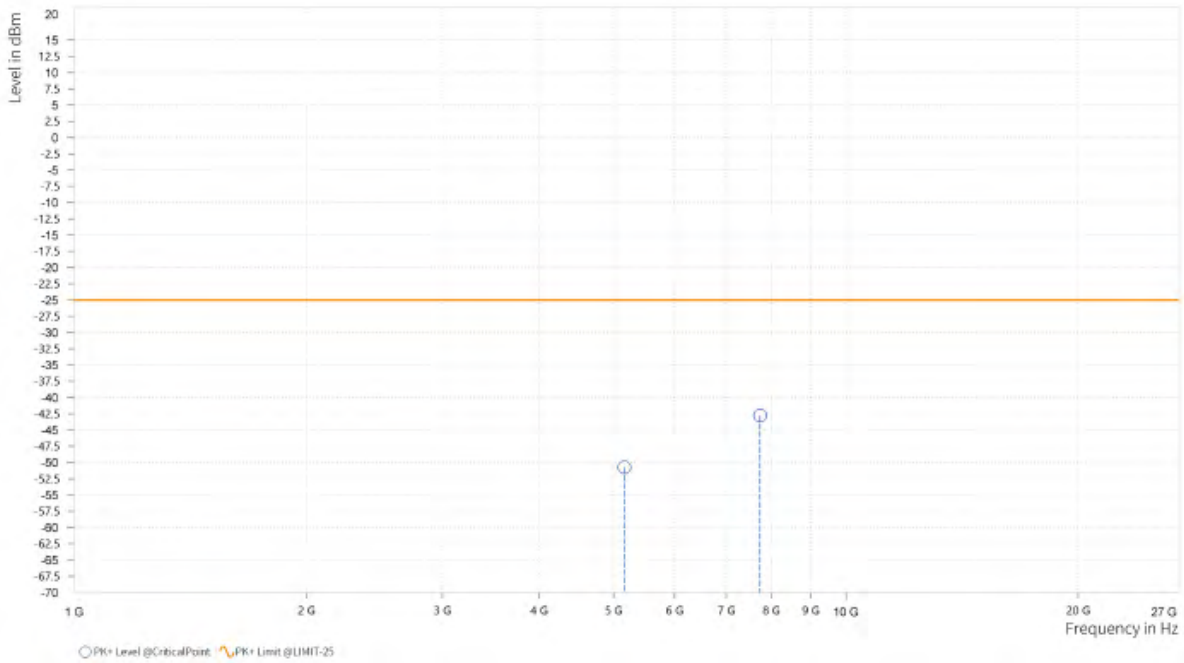
BUREAU VERITAS

Test Report No.: W7L-P22110036RF08

CHANNEL BANDWIDTH: 5MHz + 20MHz

MODE	TX channel PCC 40528	FREQUENCY RANGE	Above 1000MHz
	TX channel SCC 40645		
ENVIRONMENTAL CONDITIONS	23deg. C, 70%RH	INPUT POWER	AC 120V/60HZ
TESTED BY	Jace Hu		
ANTENNA POLARITY & TEST DISTANCE: HORIZONTAL AT 3 M			

Rg	Frequency [MHz]	PK+ Level [dBm]	PK+ Limit [dBm]	PK+ Margin [dB]	Correction [dB]	Polarization	Azimuth [deg]	Antenna Height [m]
4	5,164.000	-50.74	-25.00	25.74	26.21	H	359	1
5	7,739.500	-42.79	-25.00	17.79	32.82	H	1	1

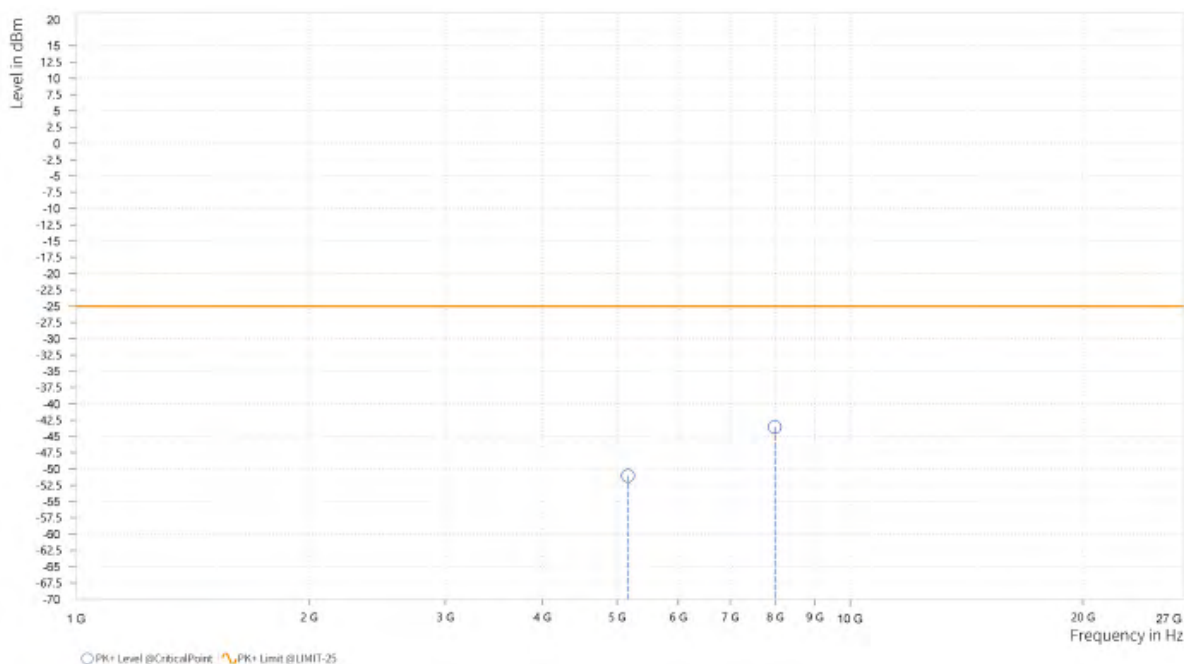




Test Report No.: W7L-P22110036RF08

MODE	TX channel PCC 40528	FREQUENCY RANGE	Above 1000MHz
	TX channel SCC 40645		
ENVIRONMENTAL CONDITIONS	23deg. C, 70%RH	INPUT POWER	AC 120V/60HZ
TESTED BY	Jace Hu		
ANTENNA POLARITY & TEST DISTANCE: VERTICAL AT 3 M			

Rg	Frequency [MHz]	PK+ Level [dBm]	PK+ Limit [dBm]	PK+ Margin [dB]	Correction [dB]	Polarization	Azimuth [deg]	Antenna Height [m]
4	5,163.000	-51.04	-25.00	26.04	26.11	V	1	2
5	7,992.000	-43.57	-25.00	18.57	33.33	V	1	2





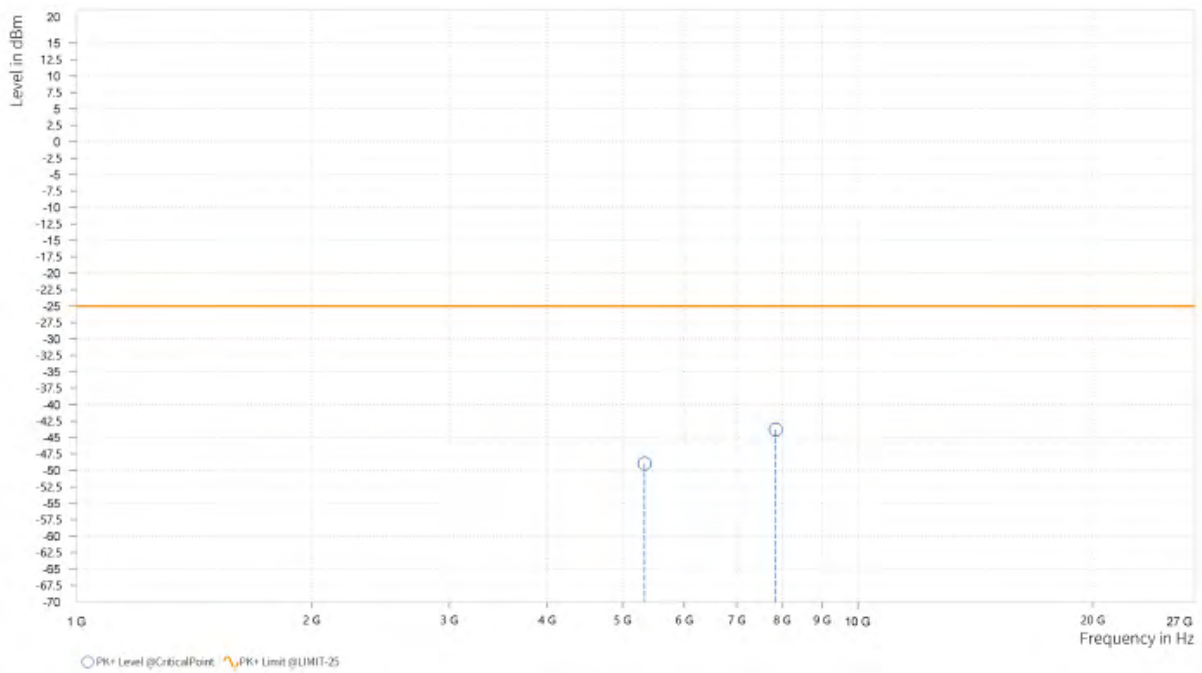
BUREAU VERITAS

Test Report No.: W7L-P22110036RF08

CHANNEL BANDWIDTH: 5MHz + 20MHz

MODE	TX channel PCC 41373	FREQUENCY RANGE	Above 1000MHz
	TX channel SCC 41490		
ENVIRONMENTAL CONDITIONS	23deg. C, 70%RH	INPUT POWER	AC 120V/60HZ
TESTED BY	Jace Hu		
ANTENNA POLARITY & TEST DISTANCE: HORIZONTAL AT 3 M			

Rg	Frequency [MHz]	PK+ Level [dBm]	PK+ Limit [dBm]	PK+ Margin [dB]	Correction [dB]	Polarization	Azimuth [deg]	Antenna Height [m]
4	5,337.500	-48.97	-25.00	23.97	27.24	H	359.1	1
5	7,856.000	-43.78	-25.00	18.78	32.98	H	77.1	2

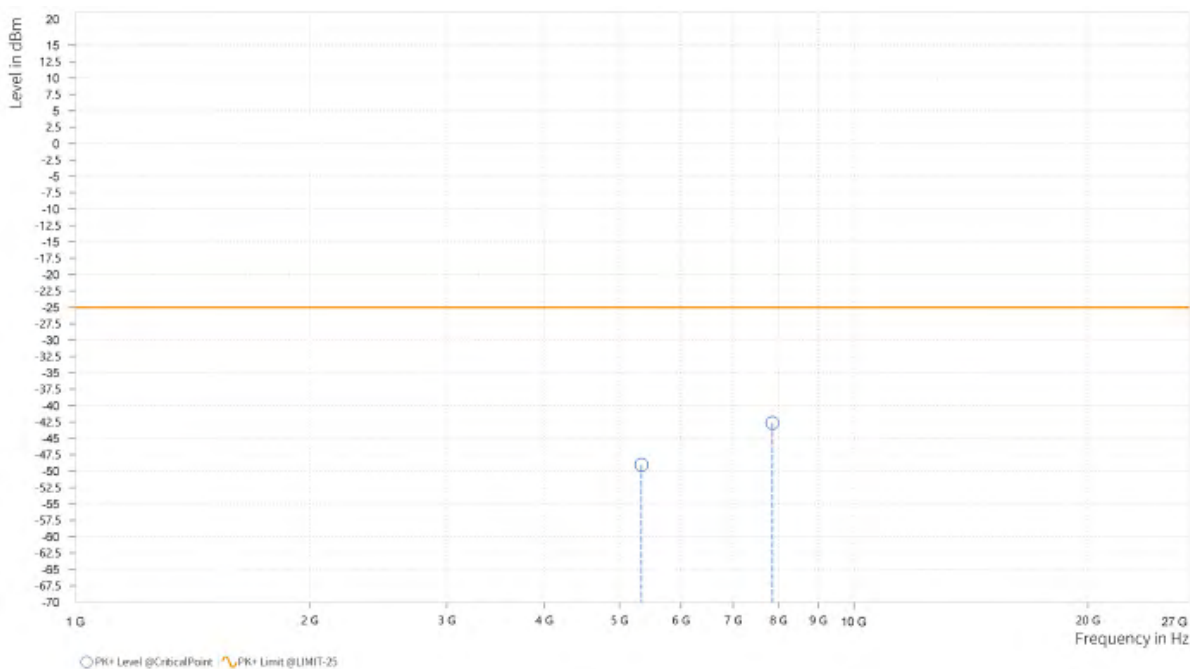




Test Report No.: W7L-P22110036RF08

MODE	TX channel PCC 41373	FREQUENCY RANGE	Above 1000MHz
	TX channel SCC 41490		
ENVIRONMENTAL CONDITIONS	23deg. C, 70%RH	INPUT POWER	AC 120V/60HZ
TESTED BY	Jace Hu		
ANTENNA POLARITY & TEST DISTANCE: VERTICAL AT 3 M			

Rg	Frequency [MHz]	PK+ Level [dBm]	PK+ Limit [dBm]	PK+ Margin [dB]	Correction [dB]	Polarization	Azimuth [deg]	Antenna Height [m]
4	5,337.500	-49.02	-25.00	24.02	26.62	V	359	2
5	7,861.000	-42.65	-25.00	17.65	33.05	V	359	1



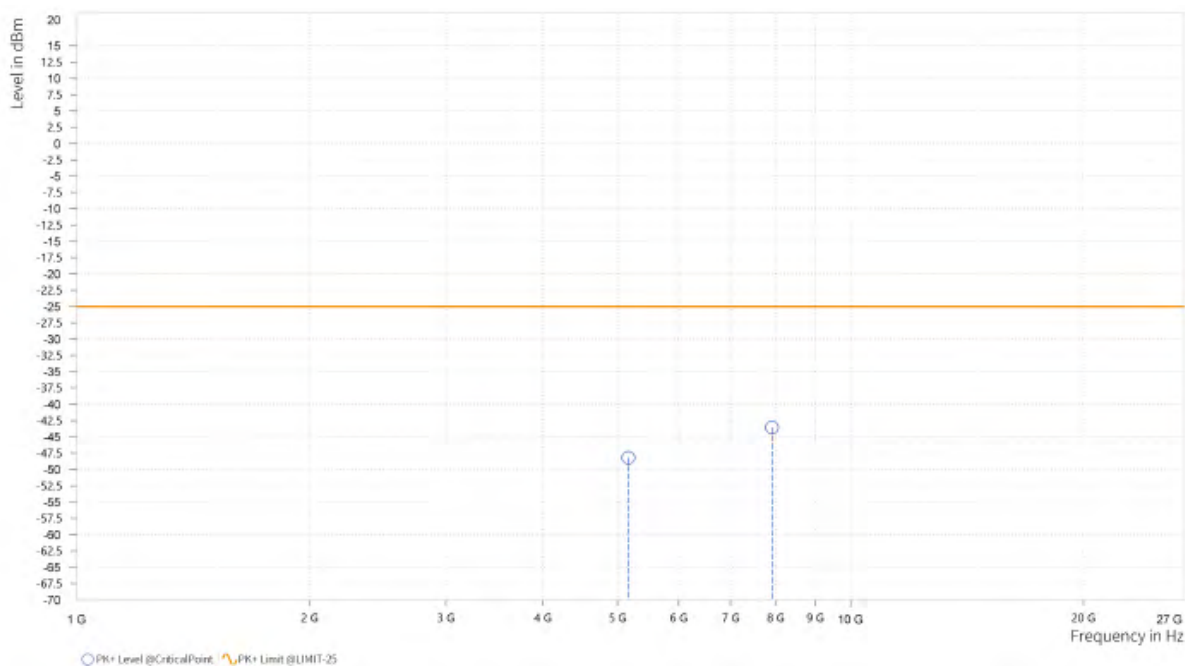


Test Report No.: W7L-P22110036RF08

CHANNEL BANDWIDTH: 10 MHz + 15MHz

MODE	TX channel PCC 40549	FREQUENCY RANGE	Above 1000MHz
	TX channel SCC 40669		
ENVIRONMENTAL CONDITIONS	23deg. C, 70%RH	INPUT POWER	AC 120V/60HZ
TESTED BY	Jace Hu		
ANTENNA POLARITY & TEST DISTANCE: HORIZONTAL AT 3 M			

Rg	Frequency [MHz]	PK+ Level [dBm]	PK+ Limit [dBm]	PK+ Margin [dB]	Correction [dB]	Polarization	Azimuth [deg]	Antenna Height [m]
4	5,163.500	-48.21	-25.00	23.21	26.21	H	1	2
5	7,918.000	-43.56	-25.00	18.56	33.01	H	91.4	2

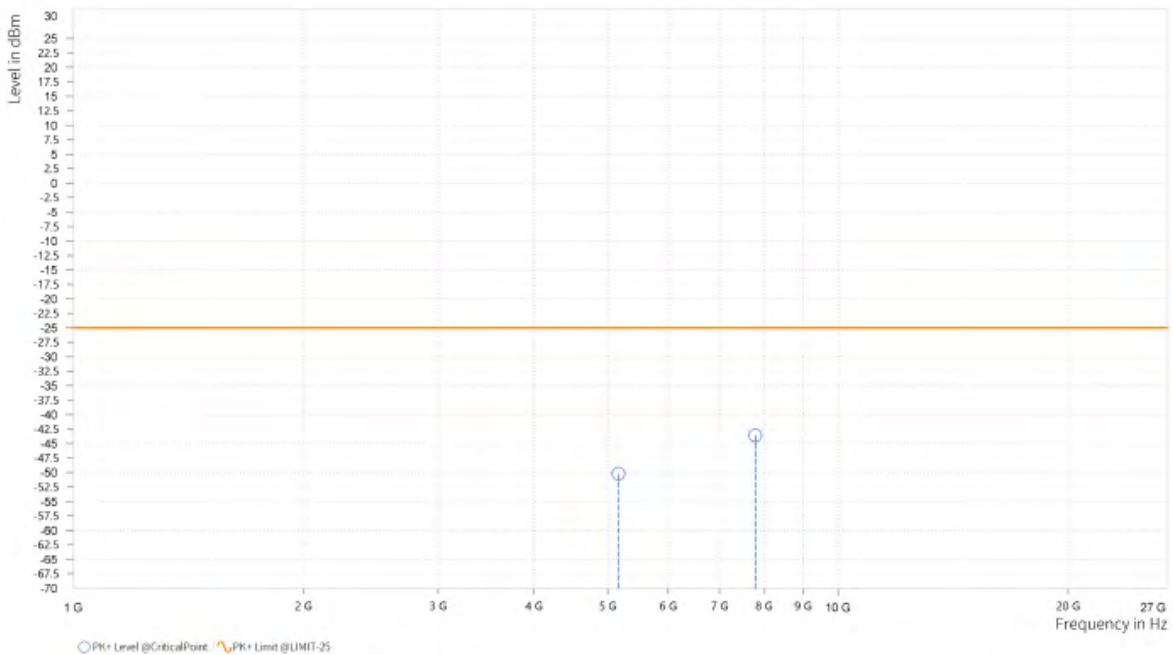




Test Report No.: W7L-P22110036RF08

MODE	TX channel PCC 40549	FREQUENCY RANGE	Above 1000MHz
	TX channel SCC 40669		
ENVIRONMENTAL CONDITIONS	23deg. C, 70%RH	INPUT POWER	AC 120V/60HZ
TESTED BY	Jace Hu		
ANTENNA POLARITY & TEST DISTANCE: VERTICAL AT 3 M			

Rg	Frequency [MHz]	PK+ Level [dBm]	PK+ Limit [dBm]	PK+ Margin [dB]	Correction [dB]	Polarization	Azimuth [deg]	Antenna Height [m]
4	5,163.000	-50.20	-25.00	25.20	26.11	V	0.9	2
5	7,794.500	-43.61	-25.00	18.61	33.05	V	359	1



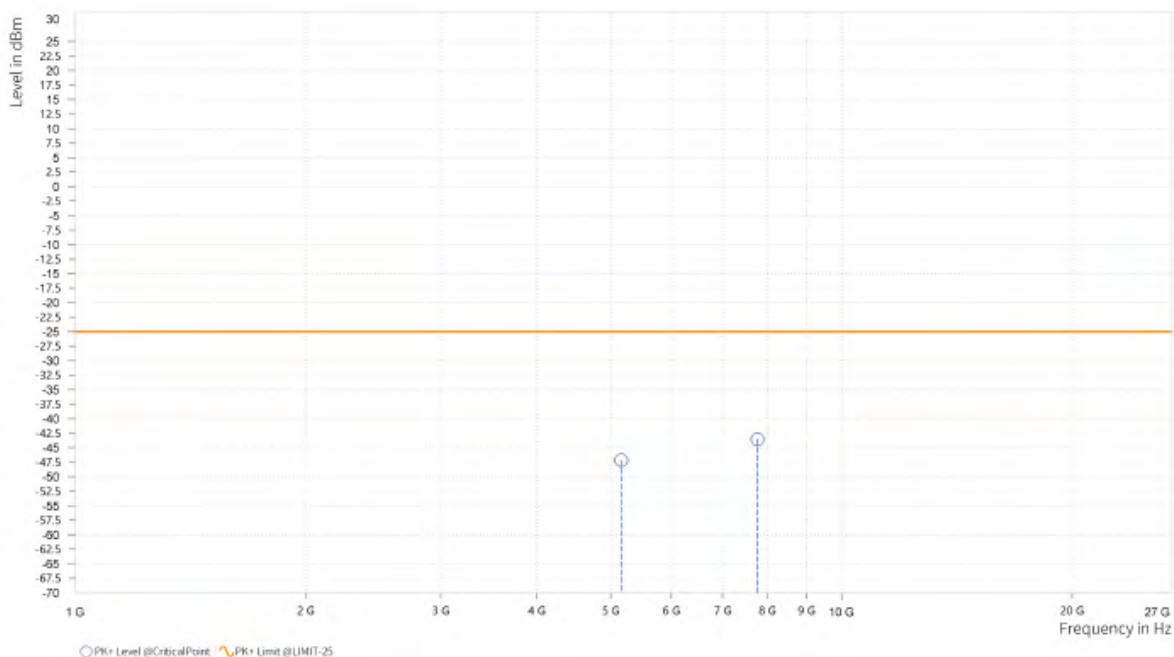


Test Report No.: W7L-P22110036RF08

CHANNEL BANDWIDTH: 10 MHz + 20MHz

MODE	TX channel PCC 40526	FREQUENCY RANGE	Above 1000MHz
	TX channel SCC 40670		
ENVIRONMENTAL CONDITIONS	23deg. C, 70%RH	INPUT POWER	AC 120V/60HZ
TESTED BY	Jace Hu		
ANTENNA POLARITY & TEST DISTANCE: HORIZONTAL AT 3 M			

Rg	Frequency [MHz]	PK+ Level [dBm]	PK+ Limit [dBm]	PK+ Margin [dB]	Correction [dB]	Polarization	Azimuth [deg]	Antenna Height [m]
4	5,158.500	-47.16	-25.00	22.16	26.22	H	0.9	2
5	7,770.000	-43.56	-25.00	18.56	32.84	H	1	1

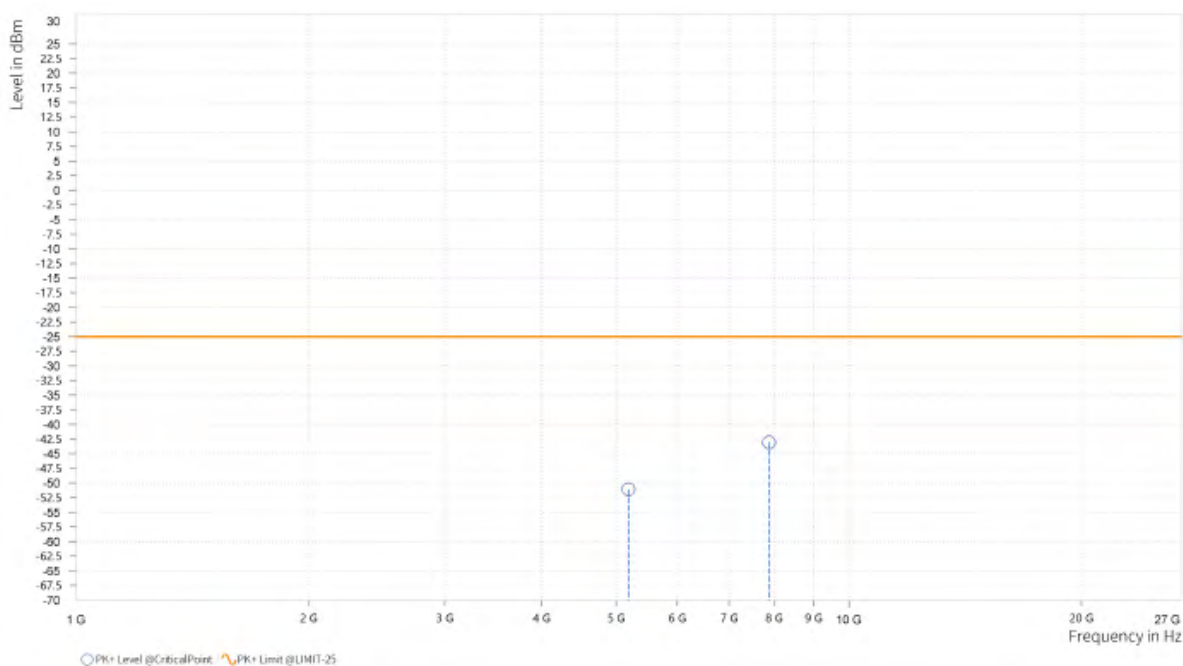




Test Report No.: W7L-P22110036RF08

MODE	TX channel PCC 40526	FREQUENCY RANGE	Above 1000MHz
	TX channel SCC 40670		
ENVIRONMENTAL CONDITIONS	23deg. C, 70%RH	INPUT POWER	AC 120V/60HZ
TESTED BY	Jace Hu		
ANTENNA POLARITY & TEST DISTANCE: VERTICAL AT 3 M			

Rg	Frequency [MHz]	PK+ Level [dBm]	PK+ Limit [dBm]	PK+ Margin [dB]	Correction [dB]	Polarization	Azimuth [deg]	Antenna Height [m]
4	5,188.500	-51.07	-25.00	26.07	25.83	V	198	1
5	7,885.500	-43.06	-25.00	18.06	33.04	V	74.8	2



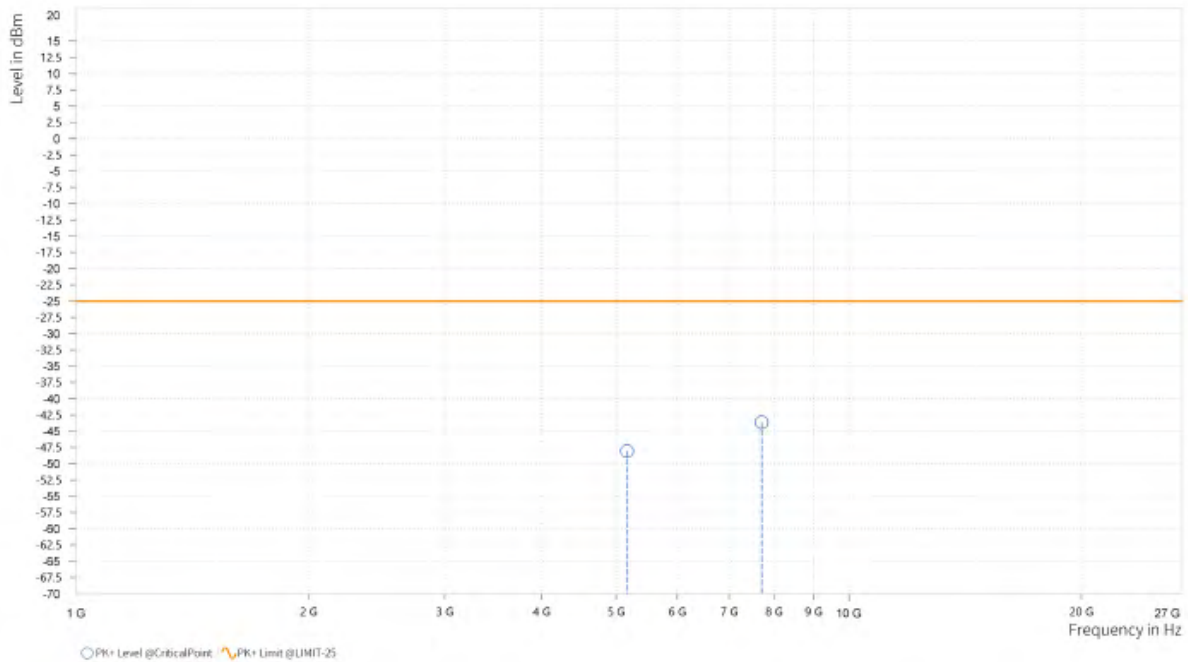


Test Report No.: W7L-P22110036RF08

CHANNEL BANDWIDTH: 15MHz + 10MHz

MODE	TX channel PCC 40571	FREQUENCY RANGE	Above 1000MHz
	TX channel SCC 40691		
ENVIRONMENTAL CONDITIONS	23deg. C, 70%RH	INPUT POWER	AC 120V/60HZ
TESTED BY	Jace Hu		
ANTENNA POLARITY & TEST DISTANCE: HORIZONTAL AT 3 M			

Rg	Frequency [MHz]	PK+ Level [dBm]	PK+ Limit [dBm]	PK+ Margin [dB]	Correction [dB]	Polarization	Azimuth [deg]	Antenna Height [m]
4	5,163.000	-48.07	-25.00	23.07	26.21	H	1	1
5	7,712.500	-43.65	-25.00	18.65	32.76	H	359.1	1

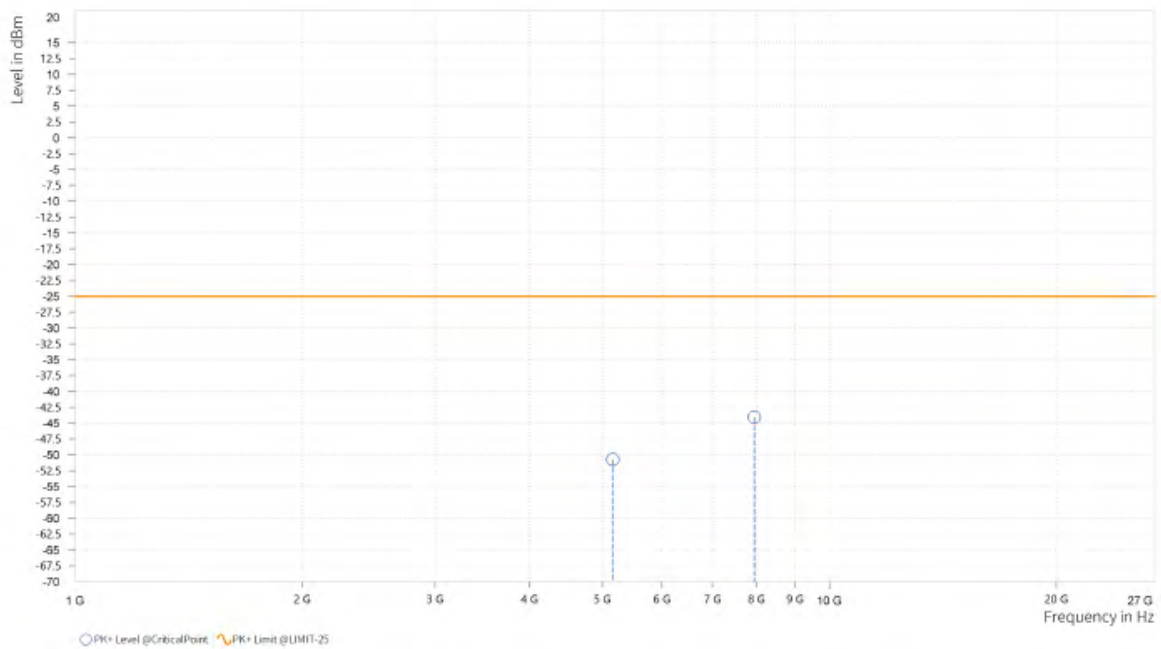




Test Report No.: W7L-P22110036RF08

MODE	TX channel PCC 40571	FREQUENCY RANGE	Above 1000MHz
	TX channel SCC 40691		
ENVIRONMENTAL CONDITIONS	23deg. C, 70%RH	INPUT POWER	AC 120V/60HZ
TESTED BY	Jace Hu		
ANTENNA POLARITY & TEST DISTANCE: VERTICAL AT 3 M			

Rg	Frequency [MHz]	PK+ Level [dBm]	PK+ Limit [dBm]	PK+ Margin [dB]	Correction [dB]	Polarization	Azimuth [deg]	Antenna Height [m]
4	5,164.000	-50.75	-25.00	25.75	26.10	V	359	2
5	7,951.500	-44.05	-25.00	19.05	33.22	V	0.9	2



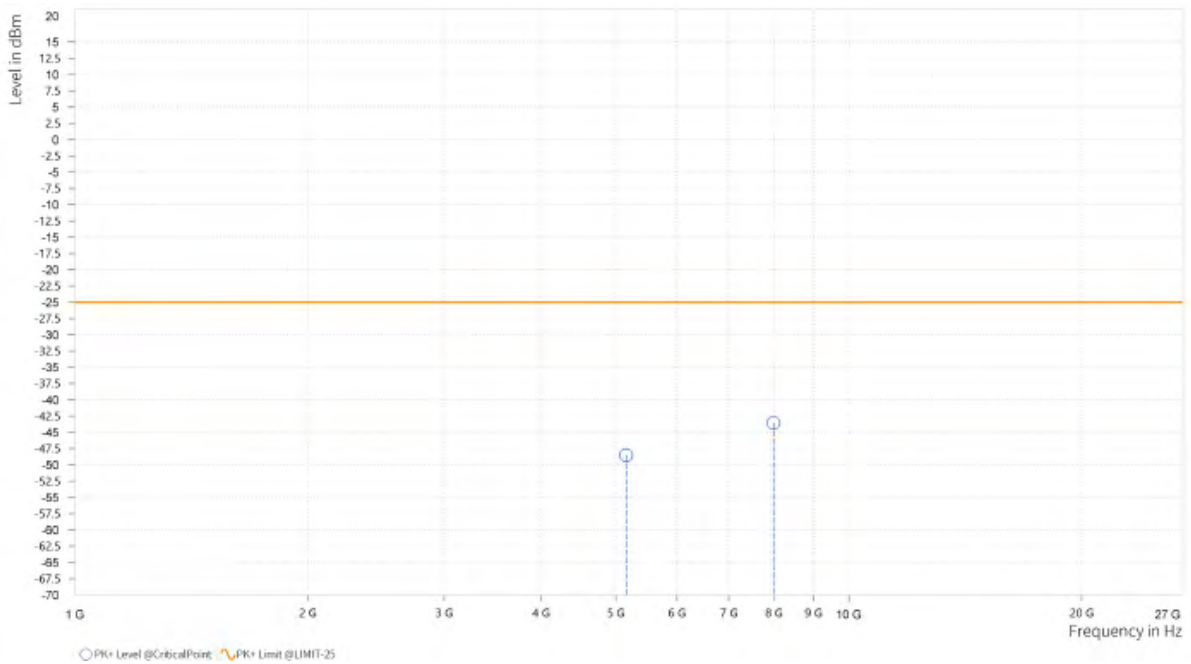


Test Report No.: W7L-P22110036RF08

CHANNEL BANDWIDTH: 15MHz + 15MHz

MODE	TX channel PCC 40545	FREQUENCY RANGE	Above 1000MHz
	TX channel SCC 40695		
ENVIRONMENTAL CONDITIONS	23deg. C, 70%RH	INPUT POWER	AC 120V/60HZ
TESTED BY	Jace Hu		
ANTENNA POLARITY & TEST DISTANCE: HORIZONTAL AT 3 M			

Rg	Frequency [MHz]	PK+ Level [dBm]	PK+ Limit [dBm]	PK+ Margin [dB]	Correction [dB]	Polarization	Azimuth [deg]	Antenna Height [m]
4	5,157.500	-48.52	-25.00	23.52	26.22	H	359	1
5	7,992.000	-43.55	-25.00	18.55	33.11	H	1	1

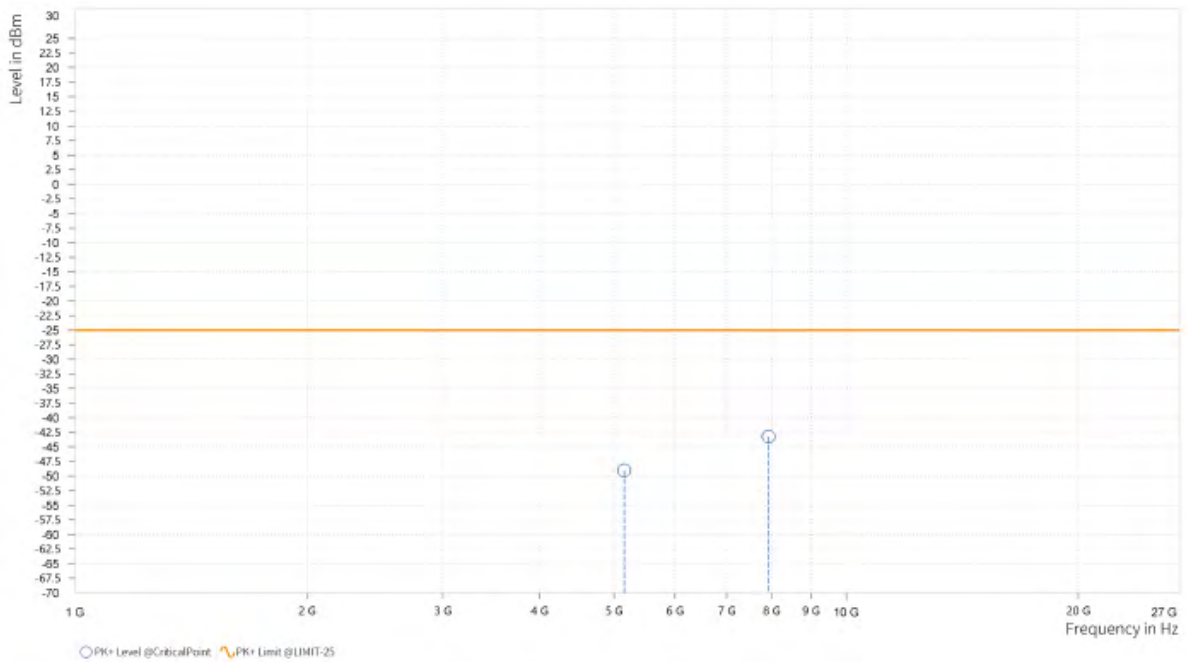




Test Report No.: W7L-P22110036RF08

MODE	TX channel PCC 40545	FREQUENCY RANGE	Above 1000MHz
	TX channel SCC 40695		
ENVIRONMENTAL CONDITIONS	23deg. C, 70%RH	INPUT POWER	AC 120V/60HZ
TESTED BY	Jace Hu		
ANTENNA POLARITY & TEST DISTANCE: VERTICAL AT 3 M			

Rg	Frequency [MHz]	PK+ Level [dBm]	PK+ Limit [dBm]	PK+ Margin [dB]	Correction [dB]	Polarization	Azimuth [deg]	Antenna Height [m]
4	5,152.500	-49.01	-25.00	24.01	26.18	V	1	1
5	7,931.500	-43.24	-25.00	18.24	33.16	V	359	1





Test Report No.: W7L-P22110036RF08

CHANNEL BANDWIDTH: 15MHz + 20MHz

MODE	TX channel PCC 40523	FREQUENCY RANGE	Above 1000MHz
	TX channel SCC 40694		
ENVIRONMENTAL CONDITIONS	23deg. C, 70%RH	INPUT POWER	AC 120V/60HZ
TESTED BY	Jace Hu		
ANTENNA POLARITY & TEST DISTANCE: HORIZONTAL AT 3 M			

Rg	Frequency [MHz]	PK+ Level [dBm]	PK+ Limit [dBm]	PK+ Margin [dB]	Correction [dB]	Polarization	Azimuth [deg]	Antenna Height [m]
4	5,153.500	-47.59	-25.00	22.59	26.22	H	1	1
5	7,901.500	-43.34	-25.00	18.34	33.01	H	74.8	2

