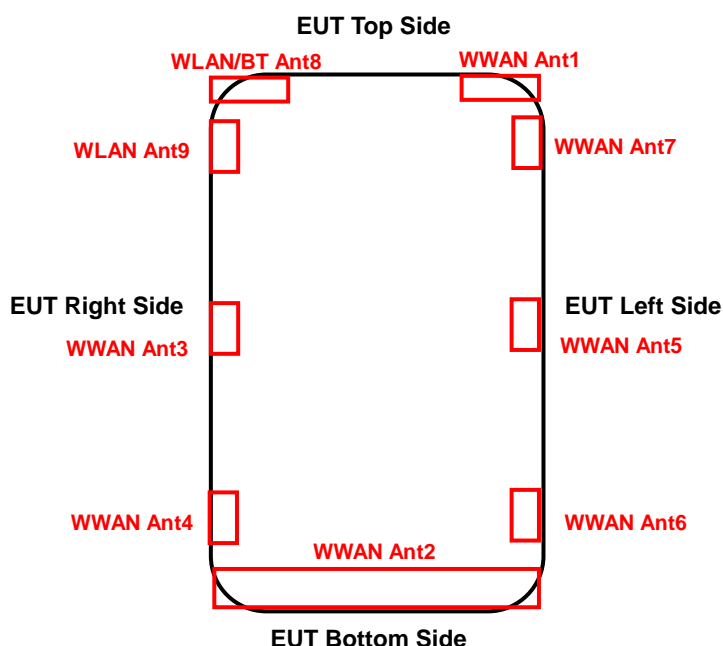


<Photographs of EUT>





<Antenna Location>




<EUT Back View>

The separation distance for antenna to edge:


Antenna	Overall diagonal(mm)	Display diagonal(mm)	To Left Side (mm)	To Right Side (mm)	To Top Side (mm)	To Bottom Side (mm)
WWAN Ant 1	183	153	4	63	4	159
WWAN Ant 2			4	4	160	5
WWAN Ant 3			74	4	75	86
WWAN Ant 4			74	4	148	15
WWAN Ant 5			4	74	75	86
WWAN Ant 6			4	74	148	15
WWAN Ant 7			4	74	23	144
WLAN/BT Ant 8			63	4	4	159
WLAN Ant 9			74	4	23	144

Antenna	Supported bands
WWAN Ant 1	GSM1900, WCDMA II/IV, LTE 2/4/7/25/30/38/41/66, NR n2/7/25/30/38/41/66, SRS: NR n41
WWAN Ant 2	GSM850, WCDMA V, LTE 5/12/13/14/17/26/71, NR n5/12/71, SRS: NR n41
WWAN Ant 3	RX only, SRS: NR n41
WWAN Ant 4	RX only, SRS: NR n77/78
WWAN Ant 5	RX only, SRS: NR n41/77/78
WWAN Ant 6	RX only, SRS: NR n77/78
WWAN Ant 7	LTE 42/43/48, NR n48/77/78, SRS: NR n77/78
WLAN/BT Ant 8	WLAN2.4G, WLAN5G, Bluetooth
WLAN Ant 9	WLAN2.4G, WLAN5G


<Photographs of SAR Setup>




**Right Cheek**



**Right Tilted**



**Left Cheek**



**Left Tilted**



**Front Face of EUT with 1.5 cm Gap**



**Rear Face of EUT with 1.5 cm Gap**





**Front Face of EUT with 1.0 cm Gap**



**Rear Face of EUT with 1.0 cm Gap**



**Left Side of EUT with 1.0 cm Gap**



**Right Side of EUT with 1.0 cm Gap**



**Top Side of EUT with 1.0 cm Gap**



**Bottom Side of EUT with 1.0 cm Gap**




**Front Face of EUT with 0 cm Gap**



**Rear Face of EUT with 0 cm Gap**



**Right Side of EUT with 0 cm Gap**



**Top Side of EUT with 0 cm Gap**