

**Test Plot 1#: GSM 850\_Body Worn Back\_Middle****DUT: Intrinsically safe tablet PC; Type: IS910.1; Serial: 18052900321**

Communication System: Generic GSM; Frequency: 836.6 MHz; Duty Cycle: 1:8  
Medium parameters used:  $f = 836.6$  MHz;  $\sigma = 0.961$  S/m;  $\epsilon_r = 56.996$ ;  $\rho = 1000$  kg/m<sup>3</sup> ;  
Phantom section: Flat Section

DASY5 Configuration:

- Probe: EX3DV4 - SN7431; ConvF(10.11, 10.11, 10.11); Calibrated: 2017/9/30;
- Sensor-Surface: 1.4mm (Mechanical Surface Detection)
- Electronics: DAE4 Sn772; Calibrated: 2017/10/9
- Phantom: Twin SAM; Type: Twin SAM V5.0; Serial: 1412
- Measurement SW: DASY52, Version 52.8 (8);

**Area Scan (111x61x1):** Interpolated grid: dx=1.500 mm, dy=1.500 mm

Maximum value of SAR (interpolated) = 0.203 W/kg

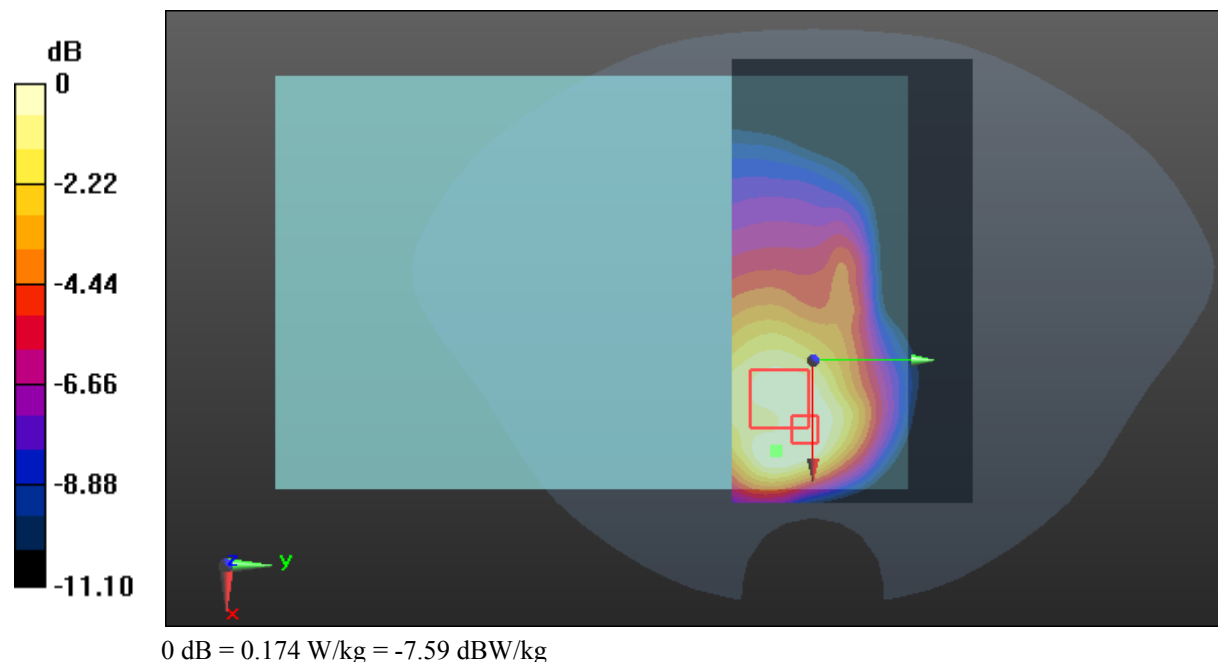
**Zoom Scan (7x6x7)/Cube 0:** Measurement grid: dx=8mm, dy=8mm, dz=5mm

Reference Value = 8.662 V/m; Power Drift = 0.05 dB

Peak SAR (extrapolated) = 0.220 W/kg

**SAR(1 g) = 0.128 W/kg; SAR(10 g) = 0.088 W/kg**

Maximum value of SAR (measured) = 0.174 W/kg



**Test Plot 2#: GSM 850\_Body Back\_Low****DUT: Intrinsically safe tablet PC; Type: IS910.1; Serial: 18052900321**

Communication System: Generic GPRS-2 slots; Frequency: 824.2 MHz; Duty Cycle: 1:4  
Medium parameters used:  $f = 824.2$  MHz;  $\sigma = 0.944$  S/m;  $\epsilon_r = 57.283$ ;  $\rho = 1000$  kg/m<sup>3</sup> ;  
Phantom section: Flat Section

DASY5 Configuration:

- Probe: EX3DV4 - SN7431; ConvF(10.11, 10.11, 10.11); Calibrated: 2017/9/30;
- Sensor-Surface: 1.4mm (Mechanical Surface Detection)
- Electronics: DAE4 Sn772; Calibrated: 2017/10/9
- Phantom: Twin SAM; Type: Twin SAM V5.0; Serial: 1412
- Measurement SW: DASY52, Version 52.8 (8);

**Area Scan (111x61x1):** Interpolated grid: dx=1.500 mm, dy=1.500 mm

Maximum value of SAR (interpolated) = 0.288 W/kg

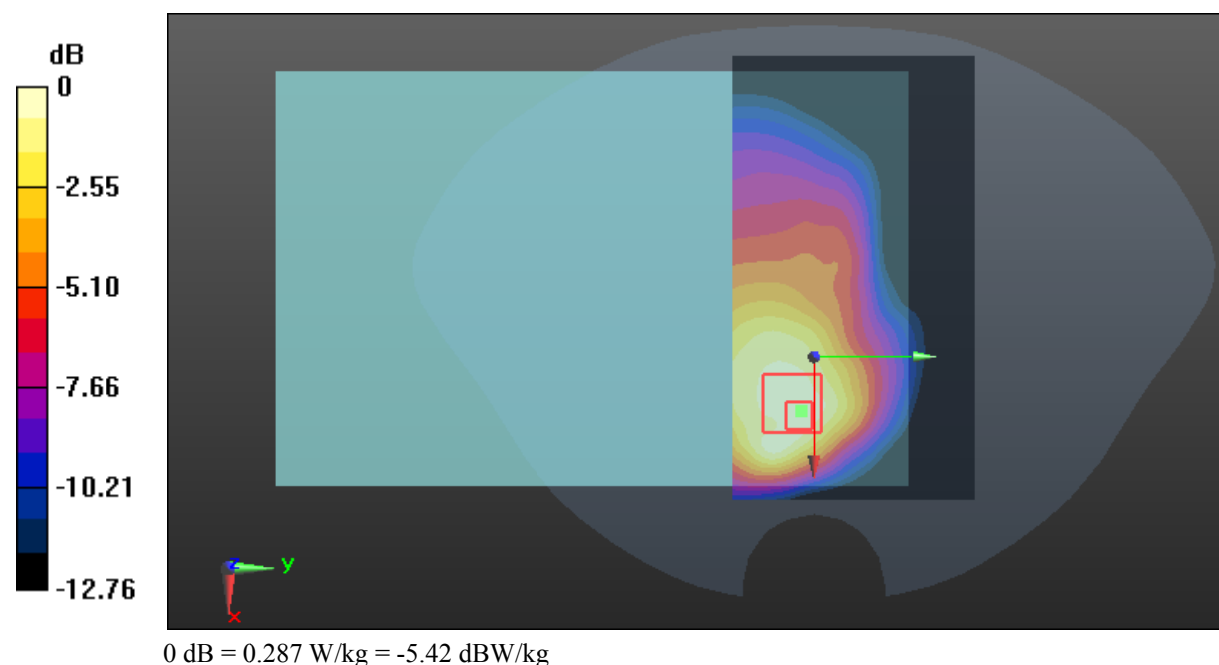
**Zoom Scan (5x5x7)/Cube 0:** Measurement grid: dx=8mm, dy=8mm, dz=5mm

Reference Value = 11.17 V/m; Power Drift = -0.04 dB

Peak SAR (extrapolated) = 0.347 W/kg

**SAR(1 g) = 0.198 W/kg; SAR(10 g) = 0.131 W/kg**

Maximum value of SAR (measured) = 0.287 W/kg



**Test Plot 3#: GSM 850\_Body Back\_Middle****DUT: Intrinsically safe tablet PC; Type: IS910.1; Serial: 18052900321**

Communication System: Generic GPRS-2 slots; Frequency: 836.6 MHz; Duty Cycle: 1:4  
Medium parameters used:  $f = 836.6$  MHz;  $\sigma = 0.961$  S/m;  $\epsilon_r = 56.996$ ;  $\rho = 1000$  kg/m<sup>3</sup> ;  
Phantom section: Flat Section

DASY5 Configuration:

- Probe: EX3DV4 - SN7431; ConvF(10.11, 10.11, 10.11); Calibrated: 2017/9/30;
- Sensor-Surface: 1.4mm (Mechanical Surface Detection)
- Electronics: DAE4 Sn772; Calibrated: 2017/10/9
- Phantom: Twin SAM; Type: Twin SAM V5.0; Serial: 1412
- Measurement SW: DASY52, Version 52.8 (8);

**Area Scan (111x61x1):** Interpolated grid: dx=1.500 mm, dy=1.500 mm

Maximum value of SAR (interpolated) = 0.307 W/kg

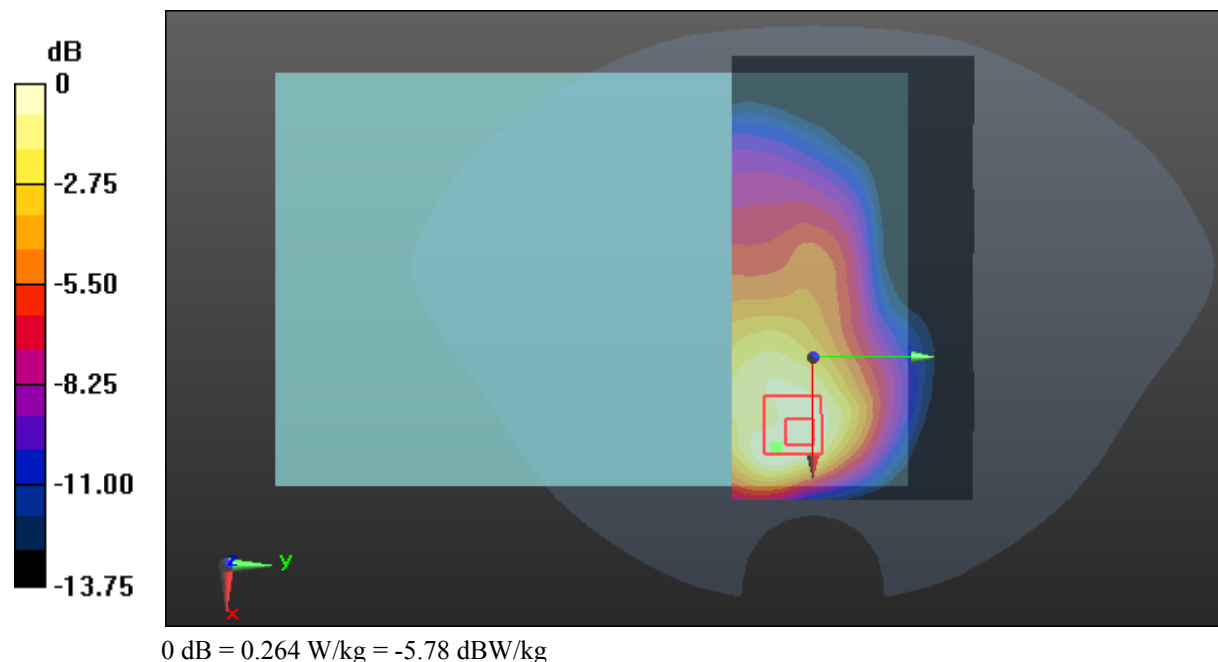
**Zoom Scan (6x6x7)/Cube 0:** Measurement grid: dx=8mm, dy=8mm, dz=5mm

Reference Value = 10.22 V/m; Power Drift = 0.02 dB

Peak SAR (extrapolated) = 0.329 W/kg

**SAR(1 g) = 0.192 W/kg; SAR(10 g) = 0.124 W/kg**

Maximum value of SAR (measured) = 0.264 W/kg



**Test Plot 4#: GSM 850\_Body Back\_High****DUT: Intrinsically safe tablet PC; Type: IS910.1; Serial: 18052900321**

Communication System: Generic GPRS-2 slots; Frequency: 848.8 MHz; Duty Cycle: 1:4  
Medium parameters used:  $f = 848.8$  MHz;  $\sigma = 0.973$  S/m;  $\epsilon_r = 56.835$ ;  $\rho = 1000$  kg/m<sup>3</sup> ;  
Phantom section: Flat Section

DASY5 Configuration:

- Probe: EX3DV4 - SN7431; ConvF(10.11, 10.11, 10.11); Calibrated: 2017/9/30;
- Sensor-Surface: 1.4mm (Mechanical Surface Detection)
- Electronics: DAE4 Sn772; Calibrated: 2017/10/9
- Phantom: Twin SAM; Type: Twin SAM V5.0; Serial: 1412
- Measurement SW: DASY52, Version 52.8 (8);

**Area Scan (111x61x1):** Interpolated grid: dx=1.500 mm, dy=1.500 mm

Maximum value of SAR (interpolated) = 0.262 W/kg

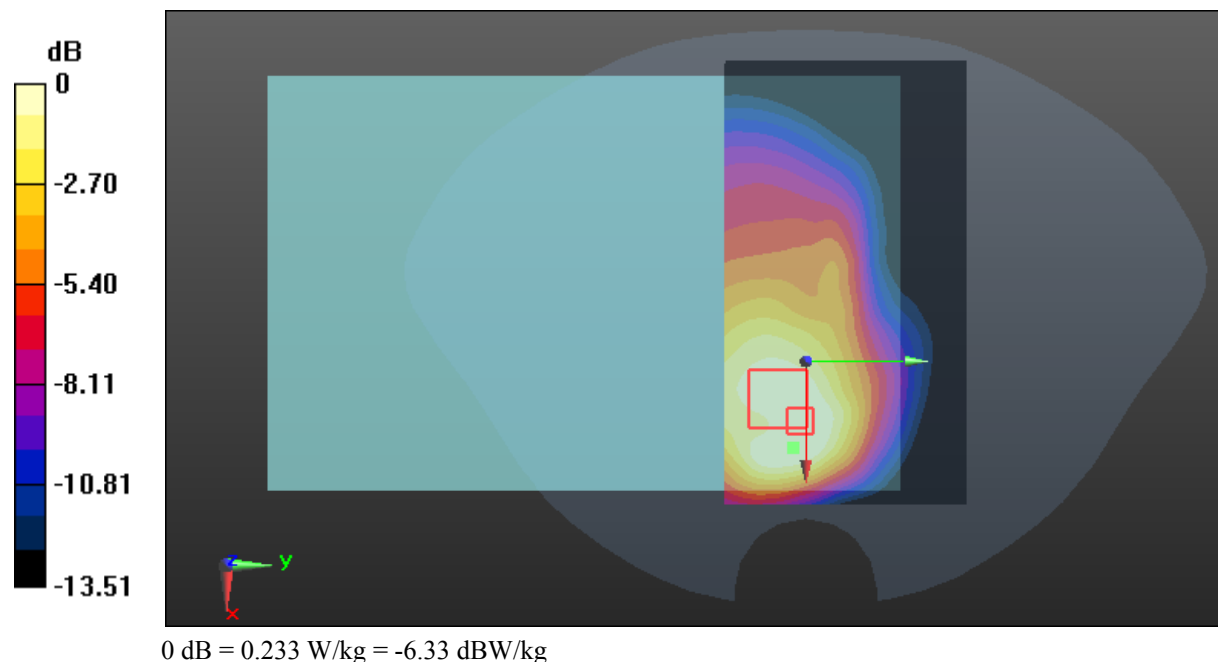
**Zoom Scan (7x6x7)/Cube 0:** Measurement grid: dx=8mm, dy=8mm, dz=5mm

Reference Value = 10.26 V/m; Power Drift = 0.17 dB

Peak SAR (extrapolated) = 0.289 W/kg

**SAR(1 g) = 0.174 W/kg; SAR(10 g) = 0.118 W/kg**

Maximum value of SAR (measured) = 0.233 W/kg



**Test Plot 5#: GSM 850\_Body Back\_Low****DUT: Rugged Tablet Computer; Type: RG910; Serial: 18052900322**

Communication System: Generic GPRS-2 slots; Frequency: 824.2 MHz; Duty Cycle: 1:4  
Medium parameters used:  $f = 824.2$  MHz;  $\sigma = 0.944$  S/m;  $\epsilon_r = 57.283$ ;  $\rho = 1000$  kg/m<sup>3</sup> ;  
Phantom section: Flat Section

DASY5 Configuration:

- Probe: EX3DV4 - SN7431; ConvF(10.11, 10.11, 10.11); Calibrated: 2017/9/30;
- Sensor-Surface: 1.4mm (Mechanical Surface Detection)
- Electronics: DAE4 Sn772; Calibrated: 2017/10/9
- Phantom: Twin SAM; Type: Twin SAM V5.0; Serial: 1412
- Measurement SW: DASY52, Version 52.8 (8);

**Area Scan (111x61x1):** Interpolated grid: dx=1.500 mm, dy=1.500 mm

Maximum value of SAR (interpolated) = 0.251 W/kg

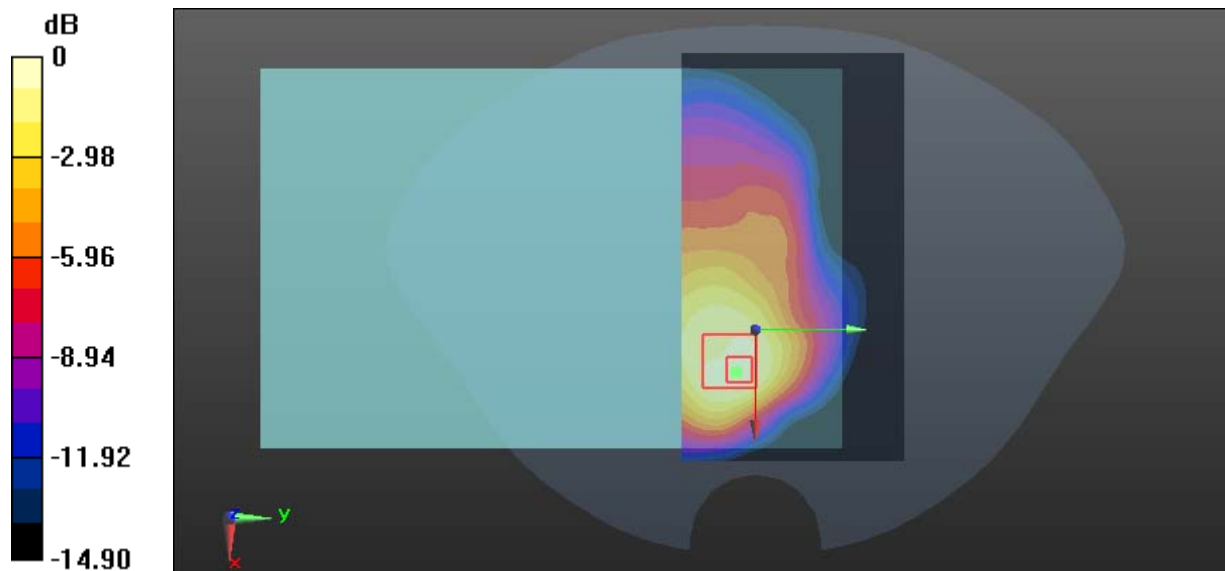
**Zoom Scan (5x5x7)/Cube 0:** Measurement grid: dx=8mm, dy=8mm, dz=5mm

Reference Value = 11.16 V/m; Power Drift = -0.08 dB

Peak SAR (extrapolated) = 0.316 W/kg

**SAR(1 g) = 0.180 W/kg; SAR(10 g) = 0.114 W/kg**

Maximum value of SAR (measured) = 0.262 W/kg



0 dB = 0.262 W/kg = -5.82 dBW/kg

**Test Plot 6#: GSM 850\_Body Right\_Middle****DUT: Intrinsically safe tablet PC; Type: IS910.1; Serial: 18052900321**

Communication System: Generic GPRS-2 slots; Frequency: 836.6 MHz; Duty Cycle: 1:4  
Medium parameters used:  $f = 836.6$  MHz;  $\sigma = 0.961$  S/m;  $\epsilon_r = 56.996$ ;  $\rho = 1000$  kg/m<sup>3</sup> ;  
Phantom section: Flat Section

DASY5 Configuration:

- Probe: EX3DV4 - SN7431; ConvF(10.11, 10.11, 10.11); Calibrated: 2017/9/30;
- Sensor-Surface: 1.4mm (Mechanical Surface Detection)
- Electronics: DAE4 Sn772; Calibrated: 2017/10/9
- Phantom: Twin SAM; Type: Twin SAM V5.0; Serial: 1412
- Measurement SW: DASY52, Version 52.8 (8);

**Area Scan (41x81x1):** Interpolated grid: dx=1.500 mm, dy=1.500 mm

Maximum value of SAR (interpolated) = 0.102 W/kg

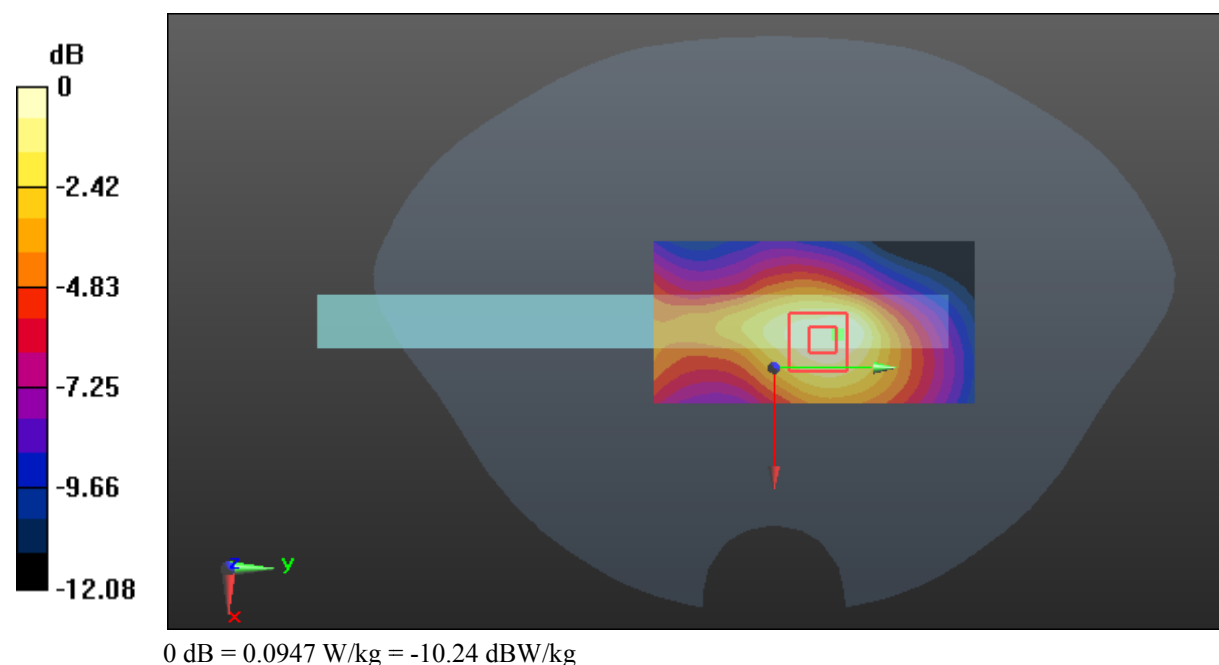
**Zoom Scan (6x6x7)/Cube 0:** Measurement grid: dx=8mm, dy=8mm, dz=5mm

Reference Value = 8.644 V/m; Power Drift = -0.16 dB

Peak SAR (extrapolated) = 0.112 W/kg

**SAR(1 g) = 0.071 W/kg; SAR(10 g) = 0.047 W/kg**

Maximum value of SAR (measured) = 0.0947 W/kg



**Test Plot 7#: GSM 850\_Body Bottom\_Middle****DUT: Intrinsically safe tablet PC; Type: IS910.1; Serial: 18052900321**

Communication System: Generic GPRS-2 slots; Frequency: 836.6 MHz; Duty Cycle: 1:4  
Medium parameters used:  $f = 836.6$  MHz;  $\sigma = 0.961$  S/m;  $\epsilon_r = 56.996$ ;  $\rho = 1000$  kg/m<sup>3</sup> ;  
Phantom section: Flat Section

DASY5 Configuration:

- Probe: EX3DV4 - SN7431; ConvF(10.11, 10.11, 10.11); Calibrated: 2017/9/30;
- Sensor-Surface: 1.4mm (Mechanical Surface Detection)
- Electronics: DAE4 Sn772; Calibrated: 2017/10/9
- Phantom: Twin SAM; Type: Twin SAM V5.0; Serial: 1412
- Measurement SW: DASY52, Version 52.8 (8);

**Area Scan (111x41x1):** Interpolated grid: dx=1.500 mm, dy=1.500 mm

Maximum value of SAR (interpolated) = 0.239 W/kg

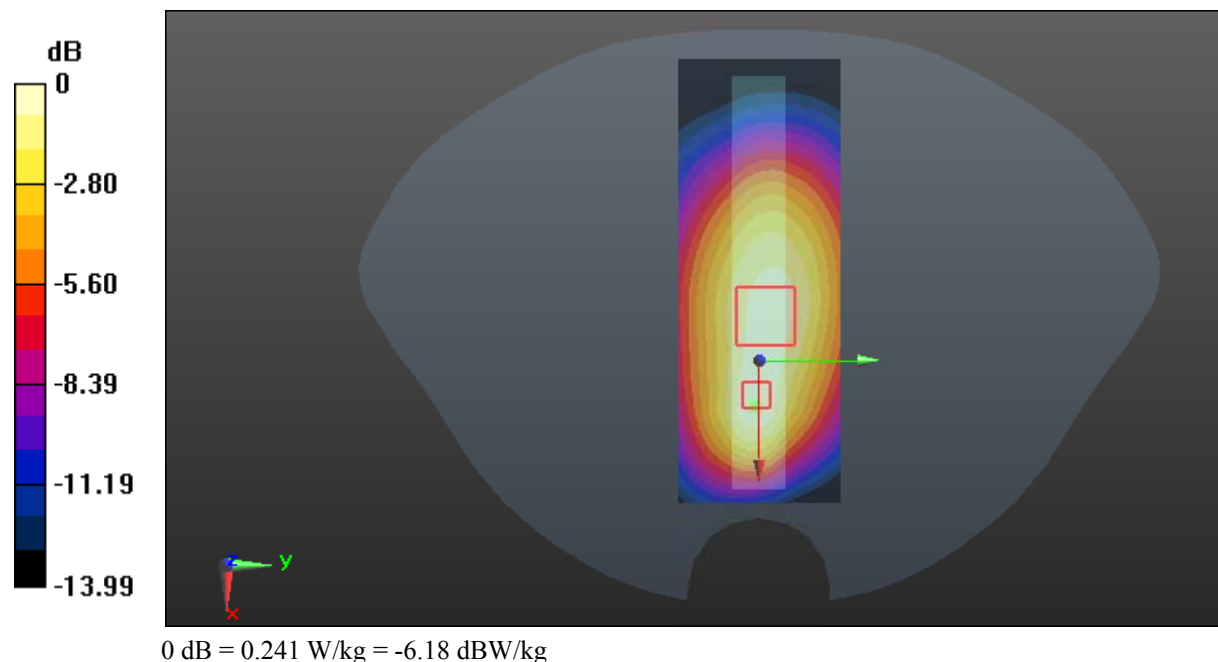
**Zoom Scan (9x6x7)/Cube 0:** Measurement grid: dx=8mm, dy=8mm, dz=5mm

Reference Value = 15.40 V/m; Power Drift = -0.05 dB

Peak SAR (extrapolated) = 0.286 W/kg

**SAR(1 g) = 0.170 W/kg; SAR(10 g) = 0.119 W/kg**

Maximum value of SAR (measured) = 0.241 W/kg



**Test Plot 8#: GSM 1900\_Body Worn Back\_Low****DUT: Intrinsically safe tablet PC; Type: IS910.1; Serial: 18052900321**

Communication System: Generic GSM; Frequency: 1850.2 MHz; Duty Cycle: 1:8  
Medium parameters used:  $f = 1850.2$  MHz;  $\sigma = 1.454$  S/m;  $\epsilon_r = 54.598$ ;  $\rho = 1000$  kg/m<sup>3</sup> ;  
Phantom section: Flat Section

DASY5 Configuration:

- Probe: EX3DV4 - SN7431; ConvF(8, 8, 8); Calibrated: 2017/9/30;
- Sensor-Surface: 1.4mm (Mechanical Surface Detection)
- Electronics: DAE4 Sn772; Calibrated: 2017/10/9
- Phantom: Twin SAM; Type: Twin SAM V5.0; Serial: 1412
- Measurement SW: DASY52, Version 52.8 (8);

**Area Scan (111x61x1):** Interpolated grid: dx=1.500 mm, dy=1.500 mm

Maximum value of SAR (interpolated) = 1.40 W/kg

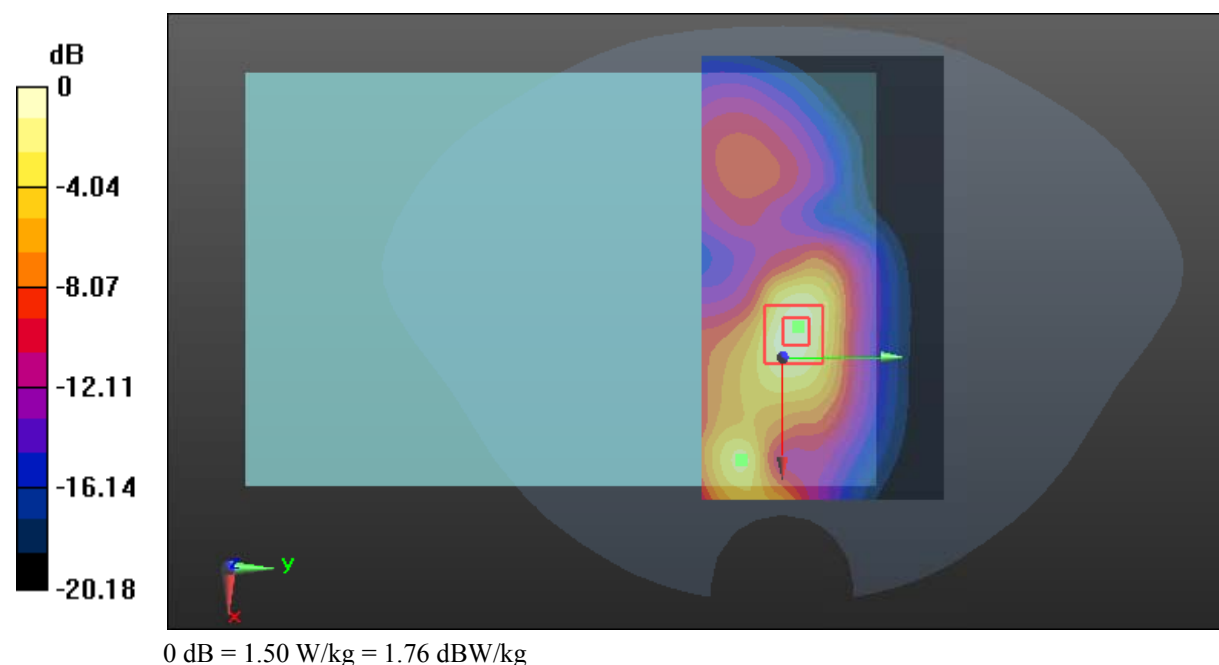
**Zoom Scan (5x5x7)/Cube 0:** Measurement grid: dx=8mm, dy=8mm, dz=5mm

Reference Value = 26.59 V/m; Power Drift = -0.07 dB

Peak SAR (extrapolated) = 1.89 W/kg

**SAR(1 g) = 0.875 W/kg; SAR(10 g) = 0.441 W/kg**

Maximum value of SAR (measured) = 1.50 W/kg





**Test Plot 9#: GSM 1900\_Body Worn Back\_Middle****DUT: Intrinsically safe tablet PC; Type: IS910.1; Serial: 18052900321**

Communication System: Generic GSM; Frequency: 1880 MHz; Duty Cycle: 1:8

Medium parameters used:  $f = 1880$  MHz;  $\sigma = 1.488$  S/m;  $\epsilon_r = 54.206$ ;  $\rho = 1000$  kg/m<sup>3</sup> ;

Phantom section: Flat Section

DASY5 Configuration:

- Probe: EX3DV4 - SN7431; ConvF(8, 8, 8); Calibrated: 2017/9/30;
- Sensor-Surface: 1.4mm (Mechanical Surface Detection)
- Electronics: DAE4 Sn772; Calibrated: 2017/10/9
- Phantom: Twin SAM; Type: Twin SAM V5.0; Serial: 1412
- Measurement SW: DASY52, Version 52.8 (8);

**Area Scan (111x61x1):** Interpolated grid: dx=1.500 mm, dy=1.500 mm

Maximum value of SAR (interpolated) = 1.26 W/kg

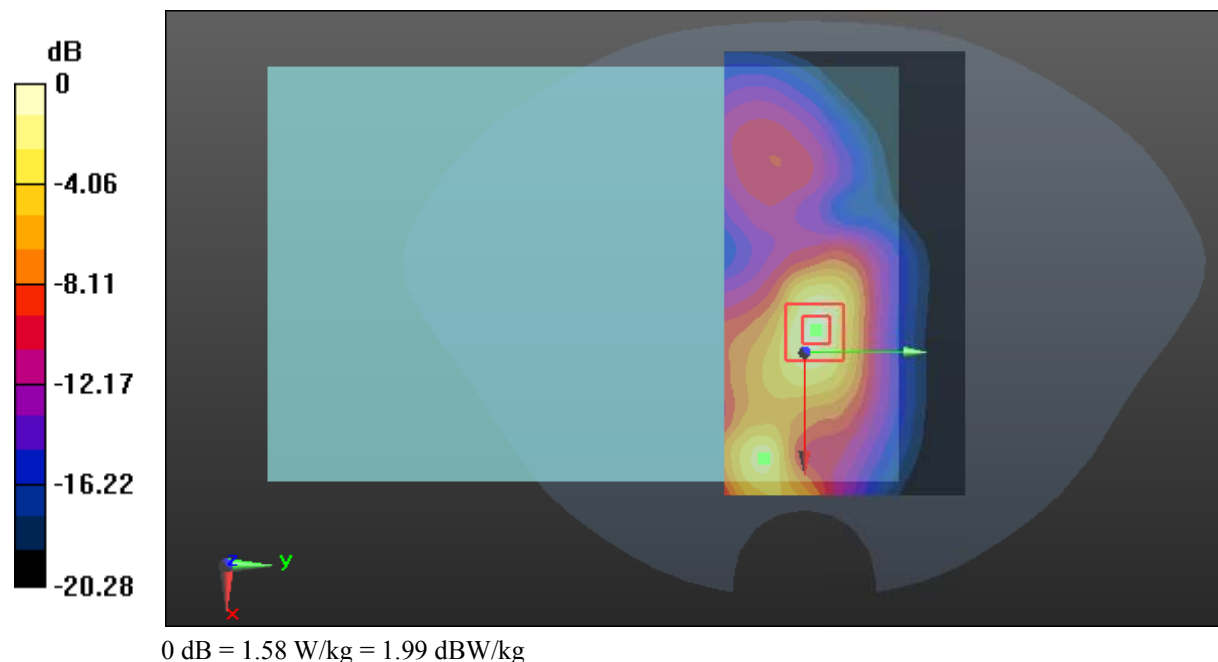
**Zoom Scan (5x5x7)/Cube 0:** Measurement grid: dx=8mm, dy=8mm, dz=5mm

Reference Value = 25.68 V/m; Power Drift = -0.10 dB

Peak SAR (extrapolated) = 2.00 W/kg

**SAR(1 g) = 0.835 W/kg; SAR(10 g) = 0.412 W/kg**

Maximum value of SAR (measured) = 1.58 W/kg



**Test Plot 10#: GSM 1900\_Body Worn Back\_High****DUT: Intrinsically safe tablet PC; Type: IS910.1; Serial: 18052900321**

Communication System: Generic GSM; Frequency: 1909.8 MHz; Duty Cycle: 1:8  
Medium parameters used:  $f = 1909.8$  MHz;  $\sigma = 1.531$  S/m;  $\epsilon_r = 54.101$ ;  $\rho = 1000$  kg/m<sup>3</sup> ;  
Phantom section: Flat Section

DASY5 Configuration:

- Probe: EX3DV4 - SN7431; ConvF(8, 8, 8); Calibrated: 2017/9/30;
- Sensor-Surface: 1.4mm (Mechanical Surface Detection)
- Electronics: DAE4 Sn772; Calibrated: 2017/10/9
- Phantom: Twin SAM; Type: Twin SAM V5.0; Serial: 1412
- Measurement SW: DASY52, Version 52.8 (8);

**Area Scan (111x61x1):** Interpolated grid: dx=1.500 mm, dy=1.500 mm

Maximum value of SAR (interpolated) = 1.14 W/kg

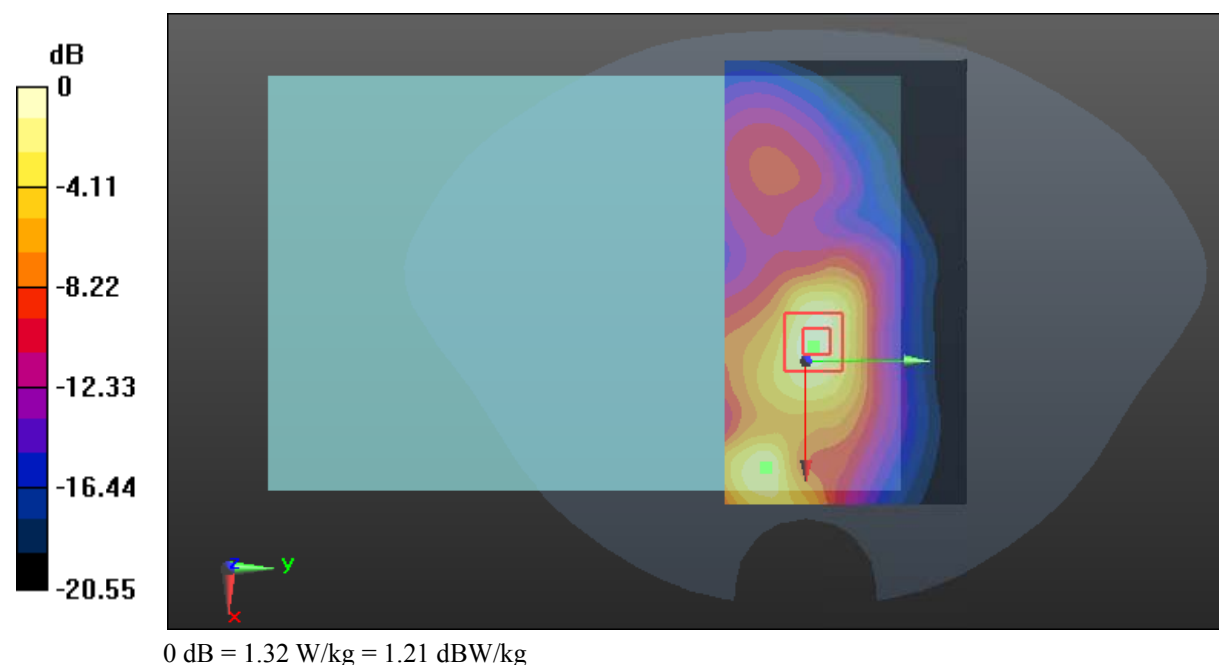
**Zoom Scan (5x5x7)/Cube 0:** Measurement grid: dx=8mm, dy=8mm, dz=5mm

Reference Value = 24.66 V/m; Power Drift = -0.03 dB

Peak SAR (extrapolated) = 1.66 W/kg

**SAR(1 g) = 0.750 W/kg; SAR(10 g) = 0.377 W/kg**

Maximum value of SAR (measured) = 1.32 W/kg



**Test Plot 11#: GSM 1900\_Body Back\_Low**

**DUT: Intrinsically safe tablet PC; Type: IS910.1; Serial: 18052900321**

Communication System: Generic GPRS-3 slots; Frequency: 1850.2 MHz; Duty Cycle: 1:2.66  
 Medium parameters used:  $f = 1850.2 \text{ MHz}$ ;  $\sigma = 1.454 \text{ S/m}$ ;  $\epsilon_r = 54.598$ ;  $\rho = 1000 \text{ kg/m}^3$  ;  
 Phantom section: Flat Section

DASY5 Configuration:

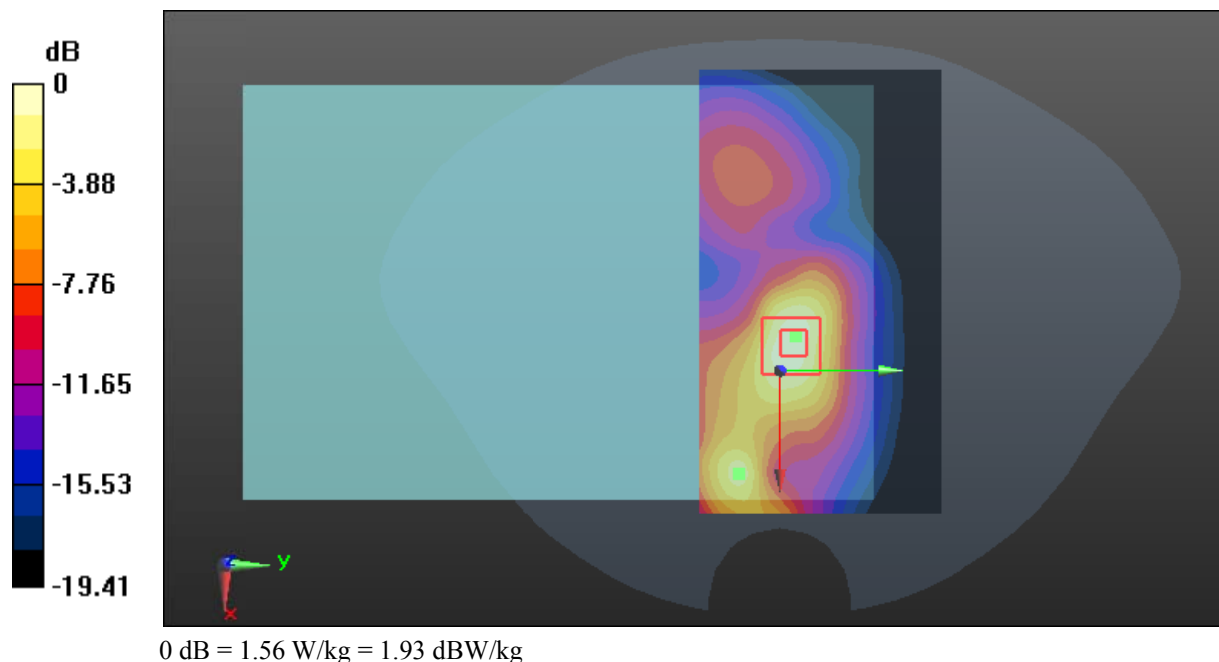
- Probe: EX3DV4 - SN7431; ConvF(8, 8, 8); Calibrated: 2017/9/30;
- Sensor-Surface: 1.4mm (Mechanical Surface Detection)
- Electronics: DAE4 Sn772; Calibrated: 2017/10/9
- Phantom: Twin SAM; Type: Twin SAM V5.0; Serial: 1412
- Measurement SW: DASY52, Version 52.8 (8);

**Area Scan (111x61x1):** Interpolated grid:  $dx=1.500 \text{ mm}$ ,  $dy=1.500 \text{ mm}$   
 Maximum value of SAR (interpolated) = 1.48 W/kg

**Zoom Scan (5x5x7)/Cube 0:** Measurement grid:  $dx=8\text{mm}$ ,  $dy=8\text{mm}$ ,  $dz=5\text{mm}$   
 Reference Value = 27.90 V/m; Power Drift = -0.01 dB  
 Peak SAR (extrapolated) = 1.97 W/kg

**SAR(1 g) = 0.931 W/kg; SAR(10 g) = 0.470 W/kg**

Maximum value of SAR (measured) = 1.56 W/kg



**Test Plot 12#: GSM 1900\_Body Back\_Middle****DUT: Intrinsically safe tablet PC; Type: IS910.1; Serial: 18052900321**

Communication System: Generic GPRS-3 slots; Frequency: 1880 MHz; Duty Cycle: 1:2.66  
Medium parameters used:  $f = 1880$  MHz;  $\sigma = 1.488$  S/m;  $\epsilon_r = 54.206$ ;  $\rho = 1000$  kg/m<sup>3</sup> ;  
Phantom section: Flat Section

DASY5 Configuration:

- Probe: EX3DV4 - SN7431; ConvF(8, 8, 8); Calibrated: 2017/9/30;
- Sensor-Surface: 1.4mm (Mechanical Surface Detection)
- Electronics: DAE4 Sn772; Calibrated: 2017/10/9
- Phantom: Twin SAM; Type: Twin SAM V5.0; Serial: 1412
- Measurement SW: DASY52, Version 52.8 (8);

**Area Scan (111x61x1):** Interpolated grid: dx=1.500 mm, dy=1.500 mm

Maximum value of SAR (interpolated) = 1.62 W/kg

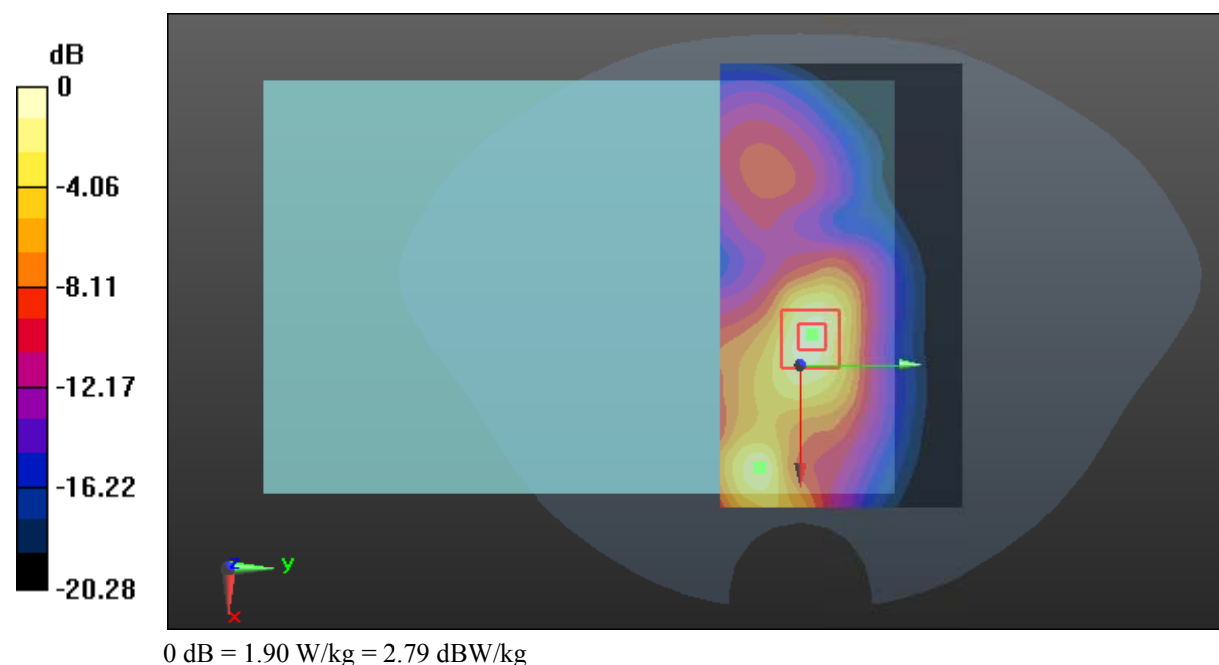
**Zoom Scan (5x5x7)/Cube 0:** Measurement grid: dx=8mm, dy=8mm, dz=5mm

Reference Value = 31.43 V/m; Power Drift = -0.16 dB

Peak SAR (extrapolated) = 2.37 W/kg

**SAR(1 g) = 1.07 W/kg; SAR(10 g) = 0.535 W/kg**

Maximum value of SAR (measured) = 1.90 W/kg



**Test Plot 13#: GSM 1900\_Body Back\_High****DUT: Intrinsically safe tablet PC; Type: IS910.1; Serial: 18052900321**

Communication System: Generic GPRS-3 slots; Frequency: 1909.8 MHz; Duty Cycle: 1:2.66  
Medium parameters used:  $f = 1909.8$  MHz;  $\sigma = 1.531$  S/m;  $\epsilon_r = 54.101$ ;  $\rho = 1000$  kg/m<sup>3</sup> ;  
Phantom section: Flat Section

DASY5 Configuration:

- Probe: EX3DV4 - SN7431; ConvF(8, 8, 8); Calibrated: 2017/9/30;
- Sensor-Surface: 1.4mm (Mechanical Surface Detection)
- Electronics: DAE4 Sn772; Calibrated: 2017/10/9
- Phantom: Twin SAM; Type: Twin SAM V5.0; Serial: 1412
- Measurement SW: DASY52, Version 52.8 (8);

**Area Scan (111x61x1):** Interpolated grid: dx=1.500 mm, dy=1.500 mm

Maximum value of SAR (interpolated) = 1.39 W/kg

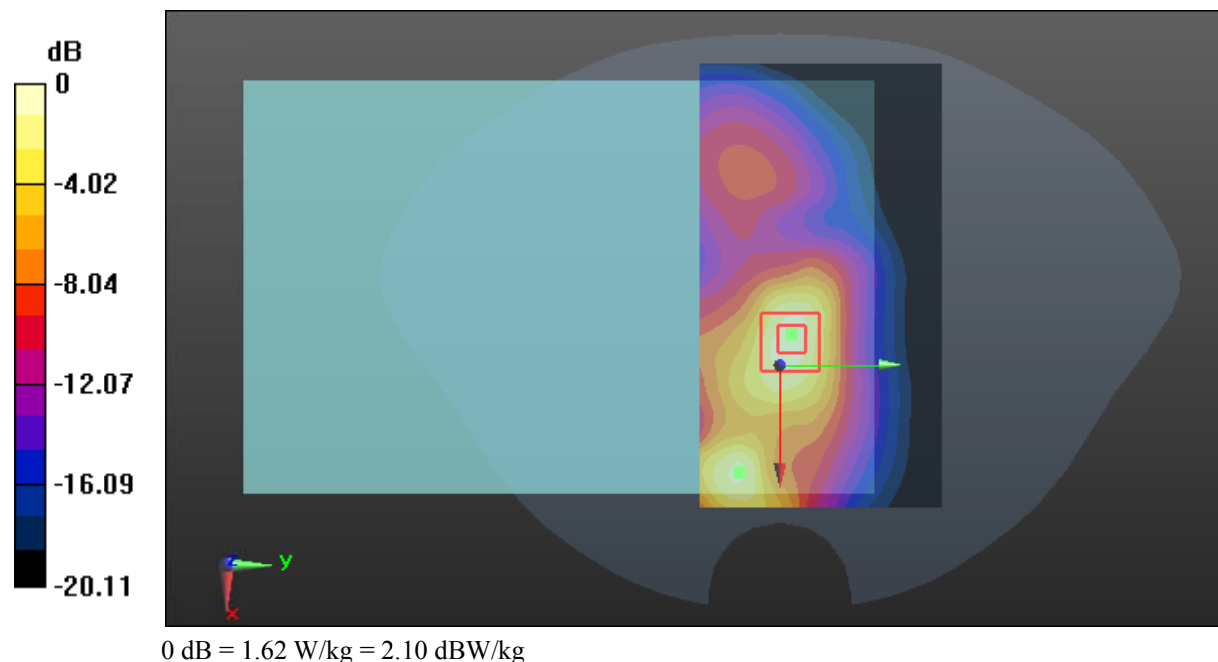
**Zoom Scan (5x5x7)/Cube 0:** Measurement grid: dx=8mm, dy=8mm, dz=5mm

Reference Value = 28.10 V/m; Power Drift = -0.01 dB

Peak SAR (extrapolated) = 2.01 W/kg

**SAR(1 g) = 0.931 W/kg; SAR(10 g) = 0.473 W/kg**

Maximum value of SAR (measured) = 1.62 W/kg



**Test Plot 14#: GSM 1900\_Body Back\_Middle****DUT: Rugged Tablet Computer; Type: RG910; Serial: 18052900322**

Communication System: Generic GPRS-3 slots; Frequency: 1880 MHz; Duty Cycle: 1:2.66  
Medium parameters used:  $f = 1880$  MHz;  $\sigma = 1.488$  S/m;  $\epsilon_r = 54.206$ ;  $\rho = 1000$  kg/m<sup>3</sup> ;  
Phantom section: Flat Section

DASY5 Configuration:

- Probe: EX3DV4 - SN7431; ConvF(8, 8, 8); Calibrated: 2017/9/30;
- Sensor-Surface: 1.4mm (Mechanical Surface Detection)
- Electronics: DAE4 Sn772; Calibrated: 2017/10/9
- Phantom: Twin SAM; Type: Twin SAM V5.0; Serial: 1412
- Measurement SW: DASY52, Version 52.8 (8);

**Area Scan (111x71x1):** Interpolated grid: dx=1.500 mm, dy=1.500 mm

Maximum value of SAR (interpolated) = 1.09 W/kg

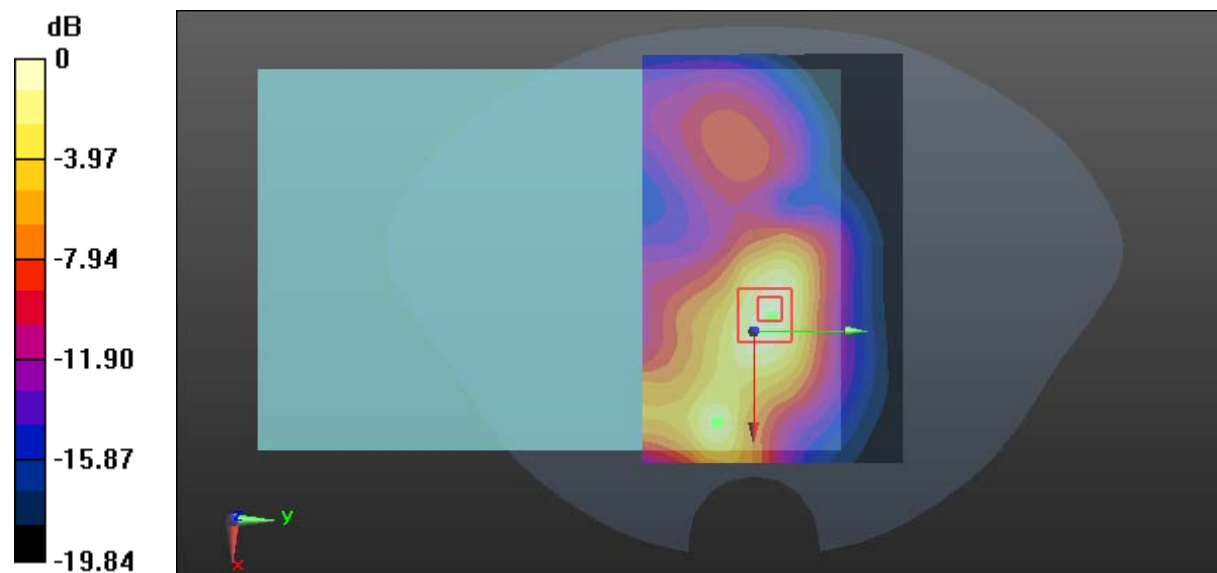
**Zoom Scan (5x5x7)/Cube 0:** Measurement grid: dx=8mm, dy=8mm, dz=5mm

Reference Value = 23.31 V/m; Power Drift = -0.05 dB

Peak SAR (extrapolated) = 1.58 W/kg

**SAR(1 g) = 0.765 W/kg; SAR(10 g) = 0.405 W/kg**

Maximum value of SAR (measured) = 1.26 W/kg



0 dB = 1.26 W/kg = 1.00 dBW/kg

**Test Plot 15#: GSM 1900\_Body Right\_Low****DUT: Intrinsically safe tablet PC; Type: IS910.1; Serial: 18052900321**

Communication System: Generic GPRS-3 slots; Frequency: 1850.2 MHz; Duty Cycle: 1:2.66  
Medium parameters used:  $f = 1850.2$  MHz;  $\sigma = 1.454$  S/m;  $\epsilon_r = 54.598$ ;  $\rho = 1000$  kg/m<sup>3</sup> ;  
Phantom section: Flat Section

DASY5 Configuration:

- Probe: EX3DV4 - SN7431; ConvF(8, 8, 8); Calibrated: 2017/9/30;
- Sensor-Surface: 1.4mm (Mechanical Surface Detection)
- Electronics: DAE4 Sn772; Calibrated: 2017/10/9
- Phantom: Twin SAM; Type: Twin SAM V5.0; Serial: 1412
- Measurement SW: DASY52, Version 52.8 (8);

**Area Scan (41x81x1):** Interpolated grid: dx=1.500 mm, dy=1.500 mm

Maximum value of SAR (interpolated) = 1.07 W/kg

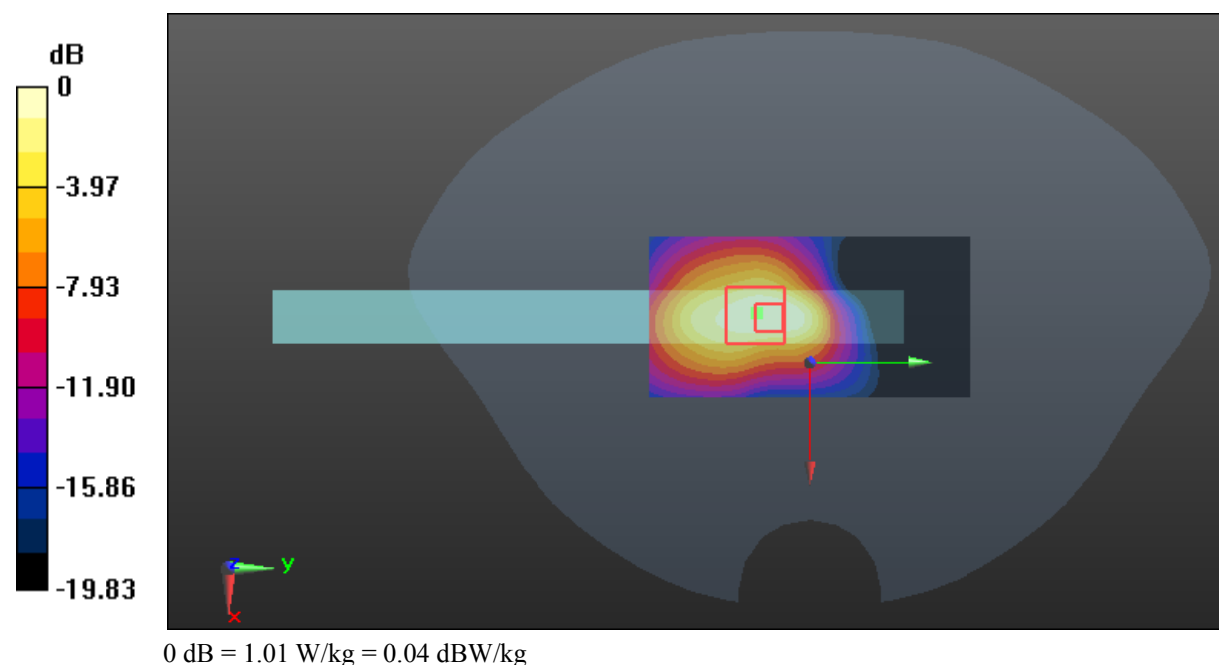
**Zoom Scan (5x5x7)/Cube 0:** Measurement grid: dx=8mm, dy=8mm, dz=5mm

Reference Value = 21.15 V/m; Power Drift = -0.12 dB

Peak SAR (extrapolated) = 1.30 W/kg

**SAR(1 g) = 0.630 W/kg; SAR(10 g) = 0.329 W/kg**

Maximum value of SAR (measured) = 1.01 W/kg



**Test Plot 16#: GSM 1900\_Body Right\_Middle****DUT: Intrinsically safe tablet PC; Type: IS910.1; Serial: 18052900321**

Communication System: Generic GPRS-3 slots; Frequency: 1880 MHz; Duty Cycle: 1:2.66  
Medium parameters used:  $f = 1880$  MHz;  $\sigma = 1.488$  S/m;  $\epsilon_r = 54.206$ ;  $\rho = 1000$  kg/m<sup>3</sup> ;  
Phantom section: Flat Section

DASY5 Configuration:

- Probe: EX3DV4 - SN7431; ConvF(8, 8, 8); Calibrated: 2017/9/30;
- Sensor-Surface: 1.4mm (Mechanical Surface Detection)
- Electronics: DAE4 Sn772; Calibrated: 2017/10/9
- Phantom: Twin SAM; Type: Twin SAM V5.0; Serial: 1412
- Measurement SW: DASY52, Version 52.8 (8);

**Area Scan (41x81x1):** Interpolated grid: dx=1.500 mm, dy=1.500 mm

Maximum value of SAR (interpolated) = 1.43 W/kg

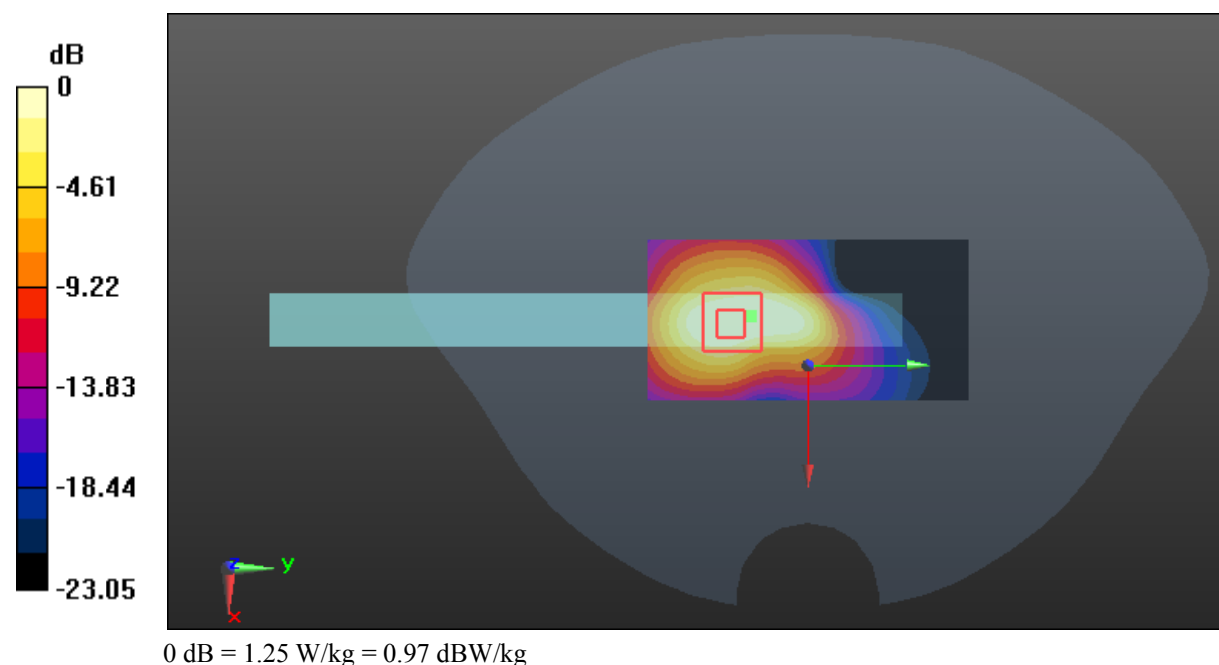
**Zoom Scan (6x6x7)/Cube 0:** Measurement grid: dx=8mm, dy=8mm, dz=5mm

Reference Value = 23.53 V/m; Power Drift = -0.19 dB

Peak SAR (extrapolated) = 1.61 W/kg

**SAR(1 g) = 0.864 W/kg; SAR(10 g) = 0.462 W/kg**

Maximum value of SAR (measured) = 1.25 W/kg





**Test Plot 17#: GSM 1900\_Body Right\_High****DUT: Intrinsically safe tablet PC; Type: IS910.1; Serial: 18052900321**

Communication System: Generic GPRS-3 slots; Frequency: 1909.8 MHz; Duty Cycle: 1:2.66  
Medium parameters used:  $f = 1909.8$  MHz;  $\sigma = 1.531$  S/m;  $\epsilon_r = 54.101$ ;  $\rho = 1000$  kg/m<sup>3</sup> ;  
Phantom section: Flat Section

DASY5 Configuration:

- Probe: EX3DV4 - SN7431; ConvF(8, 8, 8); Calibrated: 2017/9/30;
- Sensor-Surface: 1.4mm (Mechanical Surface Detection)
- Electronics: DAE4 Sn772; Calibrated: 2017/10/9
- Phantom: Twin SAM; Type: Twin SAM V5.0; Serial: 1412
- Measurement SW: DASY52, Version 52.8 (8);

**Area Scan (41x81x1):** Interpolated grid: dx=1.500 mm, dy=1.500 mm

Maximum value of SAR (interpolated) = 1.27 W/kg

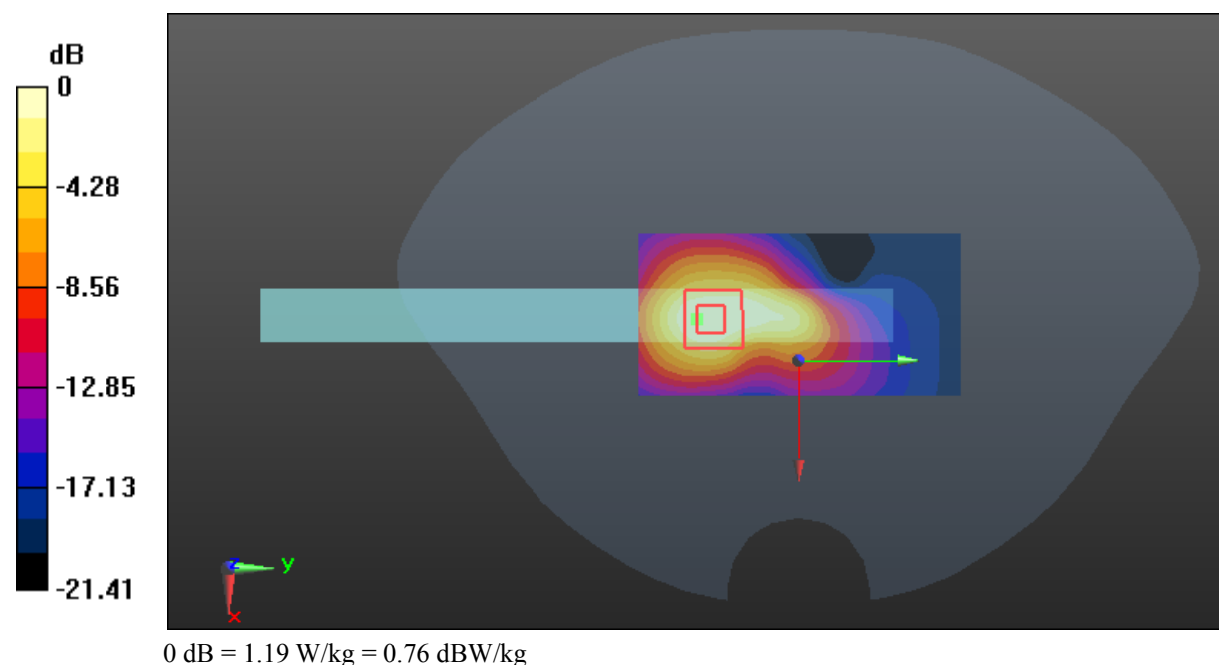
**Zoom Scan (5x6x7)/Cube 0:** Measurement grid: dx=8mm, dy=8mm, dz=5mm

Reference Value = 21.21 V/m; Power Drift = -0.09 dB

Peak SAR (extrapolated) = 1.45 W/kg

**SAR(1 g) = 0.795 W/kg; SAR(10 g) = 0.411 W/kg**

Maximum value of SAR (measured) = 1.19 W/kg



**Test Plot 18#: GSM 1900\_Body Bottom\_Middle****DUT: Intrinsically safe tablet PC; Type: IS910.1; Serial: 18052900321**

Communication System: Generic GPRS-3 slots; Frequency: 1880 MHz; Duty Cycle: 1:2.66  
Medium parameters used:  $f = 1880$  MHz;  $\sigma = 1.488$  S/m;  $\epsilon_r = 54.206$ ;  $\rho = 1000$  kg/m<sup>3</sup> ;  
Phantom section: Flat Section

DASY5 Configuration:

- Probe: EX3DV4 - SN7431; ConvF(8, 8, 8); Calibrated: 2017/9/30;
- Sensor-Surface: 1.4mm (Mechanical Surface Detection)
- Electronics: DAE4 Sn772; Calibrated: 2017/10/9
- Phantom: Twin SAM; Type: Twin SAM V5.0; Serial: 1412
- Measurement SW: DASY52, Version 52.8 (8);

**Area Scan (111x41x1):** Interpolated grid: dx=1.500 mm, dy=1.500 mm

Maximum value of SAR (interpolated) = 0.760 W/kg


**Zoom Scan (5x5x7)/Cube 0:** Measurement grid: dx=8mm, dy=8mm, dz=5mm

Reference Value = 20.02 V/m; Power Drift = -0.13 dB

Peak SAR (extrapolated) = 0.840 W/kg

**SAR(1 g) = 0.449 W/kg; SAR(10 g) = 0.243 W/kg**

Maximum value of SAR (measured) = 0.685 W/kg



**Test Plot 19#: CDMA 850(BC0)\_Body Worn Back\_Middle****DUT: Intrinsically safe tablet PC; Type: IS910.1; Serial: 18052900321**

Communication System: Generic CDMA; Frequency: 836.52 MHz; Duty Cycle: 1:1  
Medium parameters used:  $f = 836.52$  MHz;  $\sigma = 0.961$  S/m;  $\epsilon_r = 57.172$ ;  $\rho = 1000$  kg/m<sup>3</sup> ;  
Phantom section: Flat Section

DASY5 Configuration:

- Probe: EX3DV4 - SN7431; ConvF(10.11, 10.11, 10.11); Calibrated: 2017/9/30;
- Sensor-Surface: 1.4mm (Mechanical Surface Detection)
- Electronics: DAE4 Sn772; Calibrated: 2017/10/9
- Phantom: Twin SAM; Type: Twin SAM V5.0; Serial: 1412
- Measurement SW: DASY52, Version 52.8 (8);

**Area Scan (111x61x1):** Interpolated grid: dx=1.500 mm, dy=1.500 mm

Maximum value of SAR (interpolated) = 0.469 W/kg

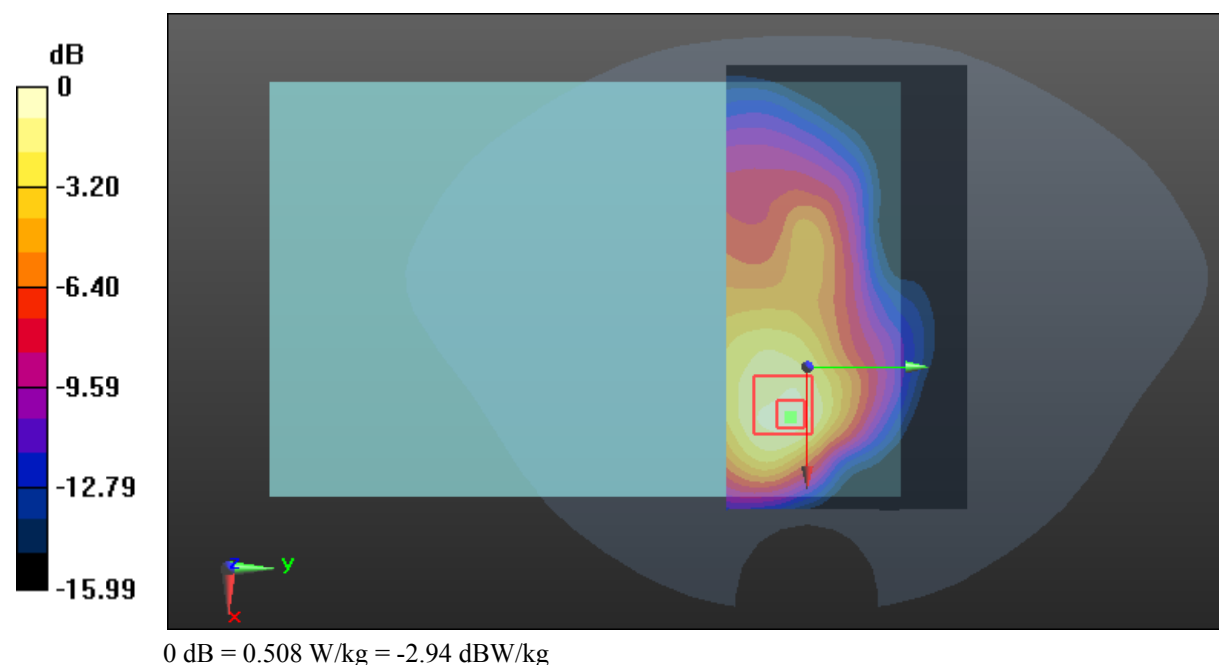
**Zoom Scan (5x5x7)/Cube 0:** Measurement grid: dx=8mm, dy=8mm, dz=5mm

Reference Value = 15.20 V/m; Power Drift = -0.13 dB

Peak SAR (extrapolated) = 0.603 W/kg

**SAR(1 g) = 0.340 W/kg; SAR(10 g) = 0.206 W/kg**

Maximum value of SAR (measured) = 0.508 W/kg



**Test Plot 20#: CDMA 850(BC0)\_Body Back\_Low**

**DUT: Intrinsically safe tablet PC; Type: IS910.1; Serial: 18052900321**

Communication System: Generic CDMA; Frequency: 824.7 MHz; Duty Cycle: 1:1  
 Medium parameters used:  $f = 824.7 \text{ MHz}$ ;  $\sigma = 0.947 \text{ S/m}$ ;  $\epsilon_r = 57.418$ ;  $\rho = 1000 \text{ kg/m}^3$  ;  
 Phantom section: Flat Section

DASY5 Configuration:

- Probe: EX3DV4 - SN7431; ConvF(10.11, 10.11, 10.11); Calibrated: 2017/9/30;
- Sensor-Surface: 1.4mm (Mechanical Surface Detection)
- Electronics: DAE4 Sn772; Calibrated: 2017/10/9
- Phantom: Twin SAM; Type: Twin SAM V5.0; Serial: 1412
- Measurement SW: DASY52, Version 52.8 (8);

**Area Scan (111x61x1):** Interpolated grid:  $dx=1.500 \text{ mm}$ ,  $dy=1.500 \text{ mm}$

Maximum value of SAR (interpolated) = 0.601 W/kg

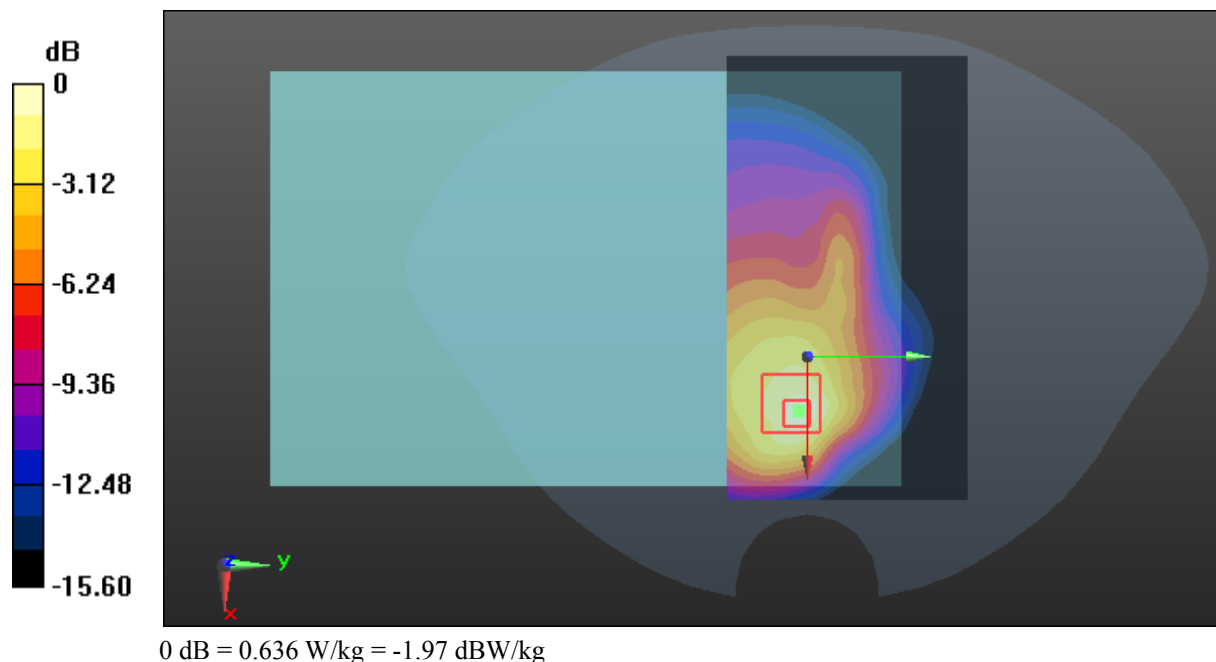
**Zoom Scan (5x5x7)/Cube 0:** Measurement grid:  $dx=8\text{mm}$ ,  $dy=8\text{mm}$ ,  $dz=5\text{mm}$

Reference Value = 16.31 V/m; Power Drift = -0.16 dB

Peak SAR (extrapolated) = 0.775 W/kg

**SAR(1 g) = 0.415 W/kg; SAR(10 g) = 0.248 W/kg**

Maximum value of SAR (measured) = 0.636 W/kg



**Test Plot 21#: CDMA 850(BC0)\_Body Back\_Middle****DUT: Intrinsically safe tablet PC; Type: IS910.1; Serial: 18052900321**

Communication System: Generic CDMA; Frequency: 836.52 MHz; Duty Cycle: 1:1  
Medium parameters used:  $f = 836.52$  MHz;  $\sigma = 0.961$  S/m;  $\epsilon_r = 57.172$ ;  $\rho = 1000$  kg/m<sup>3</sup> ;  
Phantom section: Flat Section

DASY5 Configuration:

- Probe: EX3DV4 - SN7431; ConvF(10.11, 10.11, 10.11); Calibrated: 2017/9/30;
- Sensor-Surface: 1.4mm (Mechanical Surface Detection)
- Electronics: DAE4 Sn772; Calibrated: 2017/10/9
- Phantom: Twin SAM; Type: Twin SAM V5.0; Serial: 1412
- Measurement SW: DASY52, Version 52.8 (8);

**Area Scan (111x61x1):** Interpolated grid: dx=1.500 mm, dy=1.500 mm

Maximum value of SAR (interpolated) = 0.485 W/kg

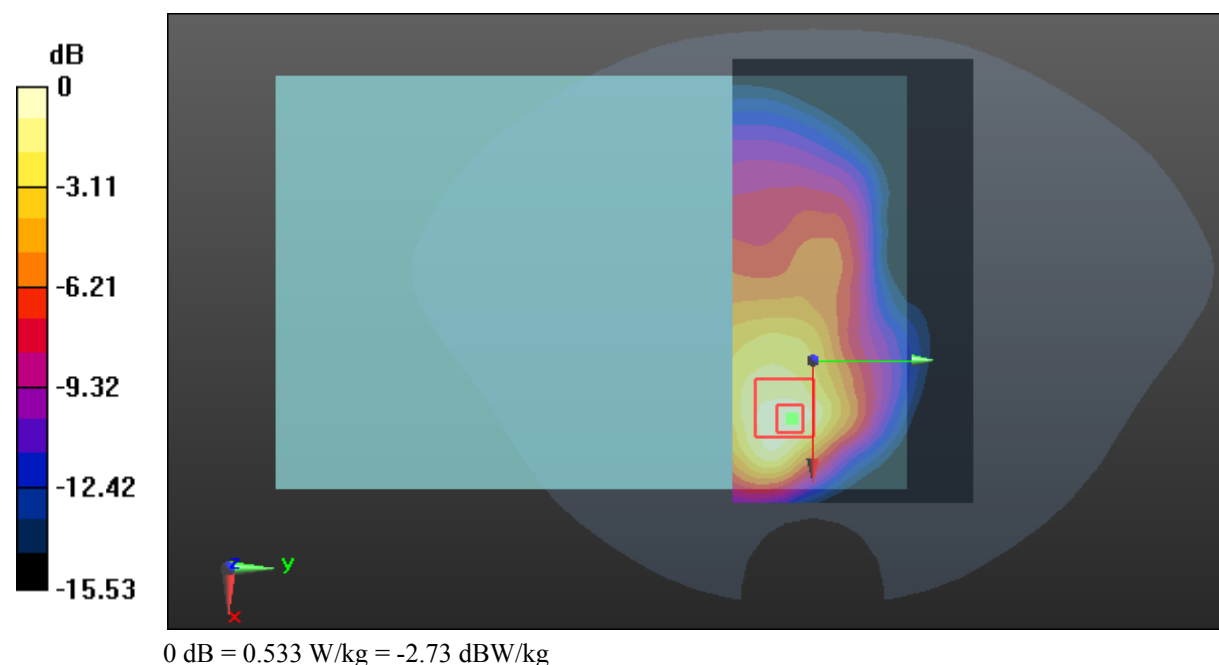
**Zoom Scan (5x5x7)/Cube 0:** Measurement grid: dx=8mm, dy=8mm, dz=5mm

Reference Value = 13.64 V/m; Power Drift = -0.04 dB

Peak SAR (extrapolated) = 0.636 W/kg

**SAR(1 g) = 0.353 W/kg; SAR(10 g) = 0.212 W/kg**

Maximum value of SAR (measured) = 0.533 W/kg



**Test Plot 22#: CDMA 850(BC0)\_Body Back\_High****DUT: Intrinsically safe tablet PC; Type: IS910.1; Serial: 18052900321**

Communication System: Generic CDMA; Frequency: 848.31 MHz; Duty Cycle: 1:1  
Medium parameters used:  $f = 848.31$  MHz;  $\sigma = 0.967$  S/m;  $\epsilon_r = 56.846$ ;  $\rho = 1000$  kg/m<sup>3</sup> ;  
Phantom section: Flat Section

DASY5 Configuration:

- Probe: EX3DV4 - SN7431; ConvF(10.11, 10.11, 10.11); Calibrated: 2017/9/30;
- Sensor-Surface: 1.4mm (Mechanical Surface Detection)
- Electronics: DAE4 Sn772; Calibrated: 2017/10/9
- Phantom: Twin SAM; Type: Twin SAM V5.0; Serial: 1412
- Measurement SW: DASY52, Version 52.8 (8);

**Area Scan (111x61x1):** Interpolated grid: dx=1.500 mm, dy=1.500 mm

Maximum value of SAR (interpolated) = 0.589 W/kg

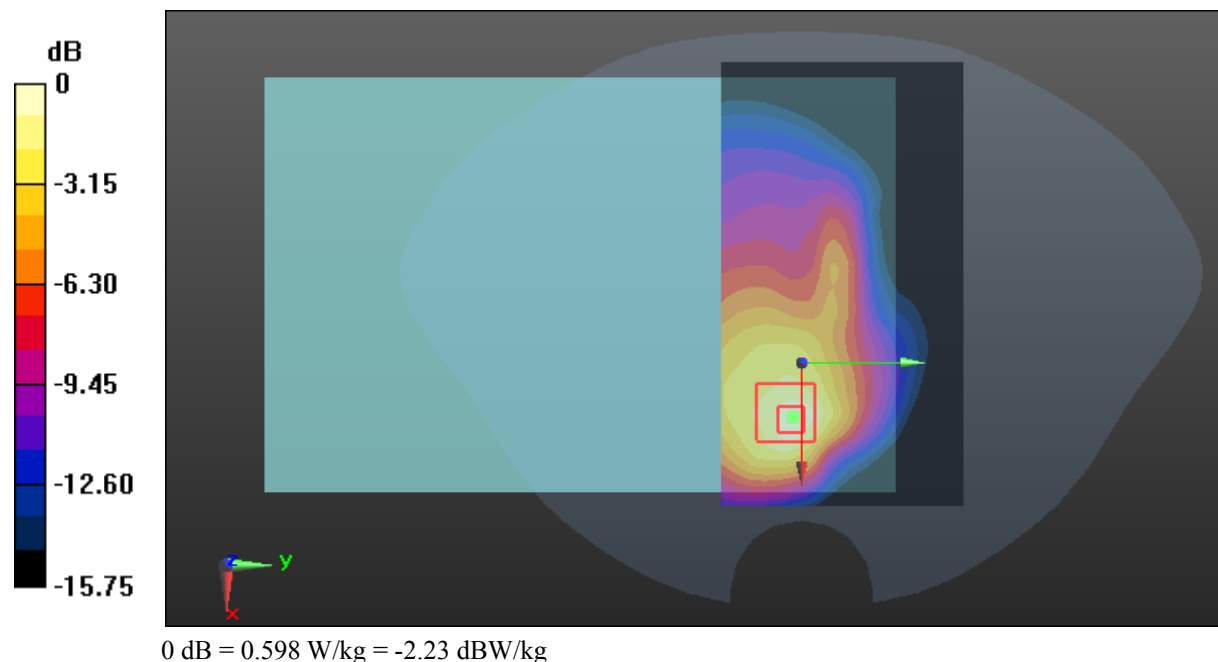
**Zoom Scan (5x5x7)/Cube 0:** Measurement grid: dx=8mm, dy=8mm, dz=5mm

Reference Value = 14.50 V/m; Power Drift = -0.19 dB

Peak SAR (extrapolated) = 0.732 W/kg

**SAR(1 g) = 0.388 W/kg; SAR(10 g) = 0.229 W/kg**

Maximum value of SAR (measured) = 0.598 W/kg



**Test Plot 23#: CDMA 850(BC0)\_Body Back\_Low**

**DUT: Rugged Tablet Computer; Type: RG910; Serial: 18052900322**

Communication System: Generic CDMA; Frequency: 824.7 MHz; Duty Cycle: 1:1  
 Medium parameters used:  $f = 824.7 \text{ MHz}$ ;  $\sigma = 0.947 \text{ S/m}$ ;  $\epsilon_r = 57.418$ ;  $\rho = 1000 \text{ kg/m}^3$  ;  
 Phantom section: Flat Section

DASY5 Configuration:

- Probe: EX3DV4 - SN7431; ConvF(10.11, 10.11, 10.11); Calibrated: 2017/9/30;
- Sensor-Surface: 1.4mm (Mechanical Surface Detection)
- Electronics: DAE4 Sn772; Calibrated: 2017/10/9
- Phantom: Twin SAM; Type: Twin SAM V5.0; Serial: 1412
- Measurement SW: DASY52, Version 52.8 (8);

**Area Scan (111x61x1):** Interpolated grid:  $dx=1.500 \text{ mm}$ ,  $dy=1.500 \text{ mm}$

Maximum value of SAR (interpolated) = 0.598 W/kg

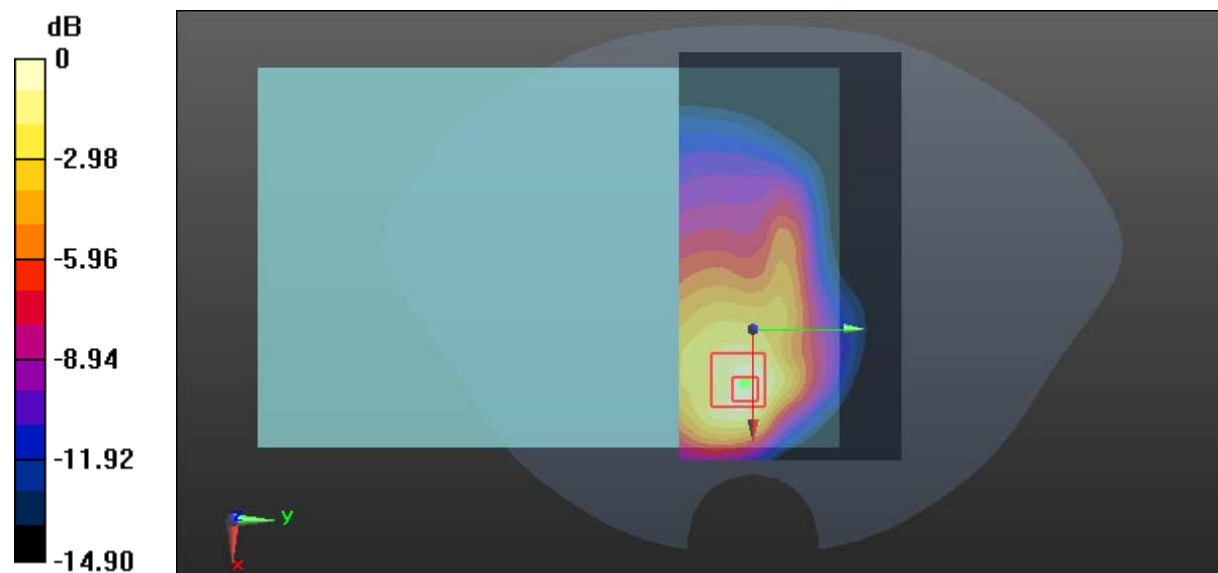
**Zoom Scan (5x5x7)/Cube 0:** Measurement grid:  $dx=8\text{mm}$ ,  $dy=8\text{mm}$ ,  $dz=5\text{mm}$

Reference Value = 14.13 V/m; Power Drift = -0.03 dB

Peak SAR (extrapolated) = 0.764 W/kg

**SAR(1 g) = 0.402 W/kg; SAR(10 g) = 0.240 W/kg**

Maximum value of SAR (measured) = 0.601 W/kg



0 dB = 0.601 W/kg = -2.21 dBW/kg

**Test Plot 24#: CDMA 850(BC0)\_Body Right\_Middle**

**DUT: Intrinsically safe tablet PC; Type: IS910.1; Serial: 18052900321**

Communication System: Generic CDMA; Frequency: 836.52 MHz; Duty Cycle: 1:1  
 Medium parameters used:  $f = 836.52 \text{ MHz}$ ;  $\sigma = 0.961 \text{ S/m}$ ;  $\epsilon_r = 57.172$ ;  $\rho = 1000 \text{ kg/m}^3$  ;  
 Phantom section: Flat Section

DASY5 Configuration:

- Probe: EX3DV4 - SN7431; ConvF(10.11, 10.11, 10.11); Calibrated: 2017/9/30;
- Sensor-Surface: 1.4mm (Mechanical Surface Detection)
- Electronics: DAE4 Sn772; Calibrated: 2017/10/9
- Phantom: Twin SAM; Type: Twin SAM V5.0; Serial: 1412
- Measurement SW: DASY52, Version 52.8 (8);

**Area Scan (41x81x1):** Interpolated grid:  $dx=1.500 \text{ mm}$ ,  $dy=1.500 \text{ mm}$

Maximum value of SAR (interpolated) = 0.234 W/kg

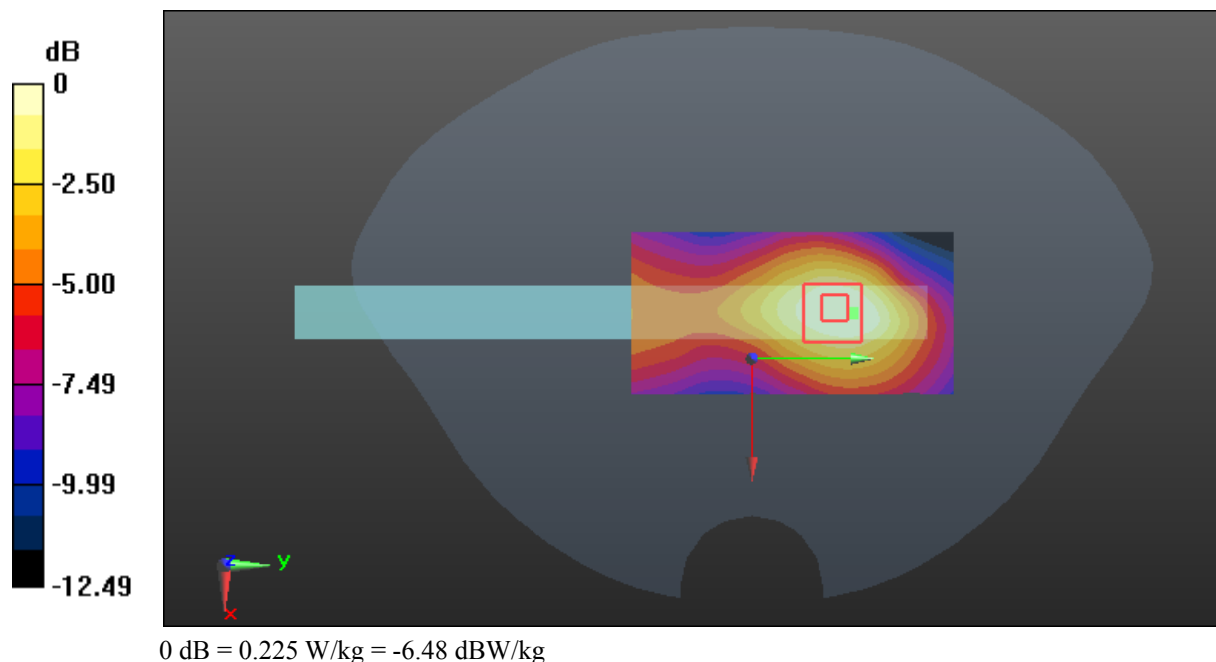
**Zoom Scan (5x6x7)/Cube 0:** Measurement grid:  $dx=8\text{mm}$ ,  $dy=8\text{mm}$ ,  $dz=5\text{mm}$

Reference Value = 12.08 V/m; Power Drift = -0.17 dB

Peak SAR (extrapolated) = 0.278 W/kg

**SAR(1 g) = 0.169 W/kg; SAR(10 g) = 0.110 W/kg**

Maximum value of SAR (measured) = 0.225 W/kg





**Test Plot 25#: CDMA 850(BC0)\_Body Bottom\_Middle****DUT: Intrinsically safe tablet PC; Type: IS910.1; Serial: 18052900321**

Communication System: Generic CDMA; Frequency: 836.52 MHz; Duty Cycle: 1:1  
Medium parameters used:  $f = 836.52$  MHz;  $\sigma = 0.961$  S/m;  $\epsilon_r = 57.172$ ;  $\rho = 1000$  kg/m<sup>3</sup> ;  
Phantom section: Flat Section

DASY5 Configuration:

- Probe: EX3DV4 - SN7431; ConvF(10.11, 10.11, 10.11); Calibrated: 2017/9/30;
- Sensor-Surface: 1.4mm (Mechanical Surface Detection)
- Electronics: DAE4 Sn772; Calibrated: 2017/10/9
- Phantom: Twin SAM; Type: Twin SAM V5.0; Serial: 1412
- Measurement SW: DASY52, Version 52.8 (8);

**Area Scan (111x41x1):** Interpolated grid: dx=1.500 mm, dy=1.500 mm

Maximum value of SAR (interpolated) = 0.390 W/kg

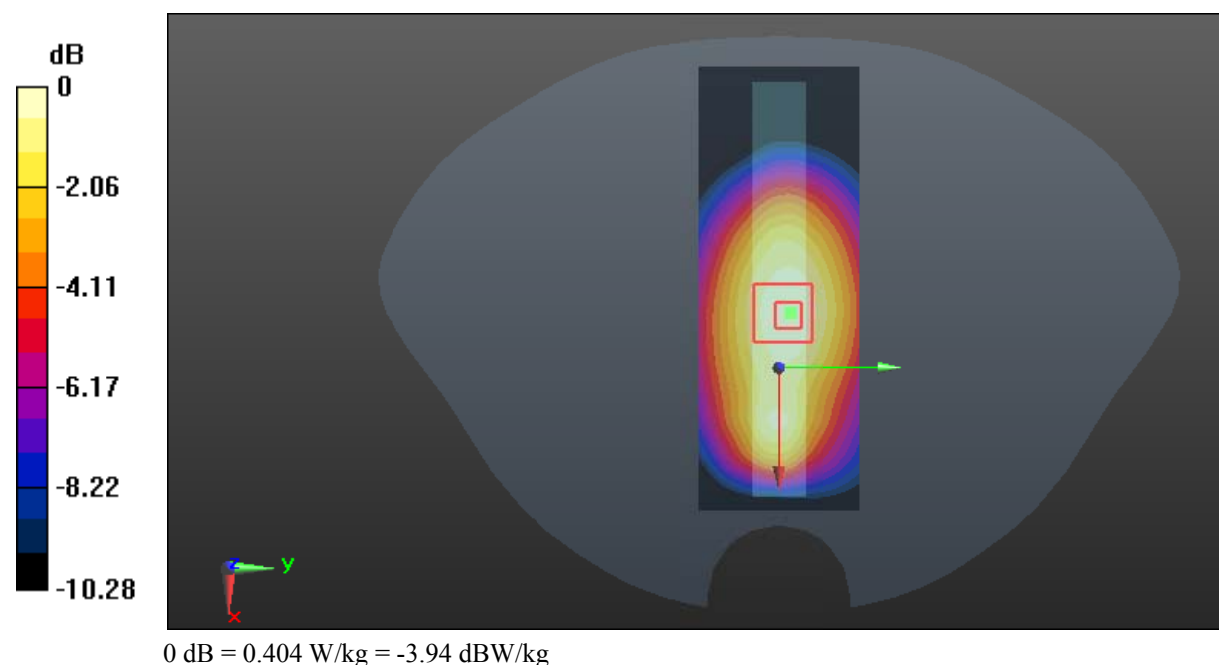
**Zoom Scan (5x5x7)/Cube 0:** Measurement grid: dx=8mm, dy=8mm, dz=5mm

Reference Value = 18.92 V/m; Power Drift = 0.16 dB

Peak SAR (extrapolated) = 0.458 W/kg

**SAR(1 g) = 0.307 W/kg; SAR(10 g) = 0.215 W/kg**

Maximum value of SAR (measured) = 0.404 W/kg



**Test Plot 26#: CDMA 1900(BC1)\_Body Worn Back\_Low****DUT: Intrinsically safe tablet PC; Type: IS910.1; Serial: 18052900321**

Communication System: Generic CDMA; Frequency: 1851.25 MHz; Duty Cycle: 1:1  
Medium parameters used:  $f = 1851.25$  MHz;  $\sigma = 1.461$  S/m;  $\epsilon_r = 54.592$ ;  $\rho = 1000$  kg/m<sup>3</sup> ;  
Phantom section: Flat Section

DASY5 Configuration:

- Probe: EX3DV4 - SN7431; ConvF(8, 8, 8); Calibrated: 2017/9/30;
- Sensor-Surface: 1.4mm (Mechanical Surface Detection)
- Electronics: DAE4 Sn772; Calibrated: 2017/10/9
- Phantom: Twin SAM; Type: Twin SAM V5.0; Serial: 1412
- Measurement SW: DASY52, Version 52.8 (8);

**Area Scan (111x61x1):** Interpolated grid: dx=1.500 mm, dy=1.500 mm

Maximum value of SAR (interpolated) = 1.17 W/kg

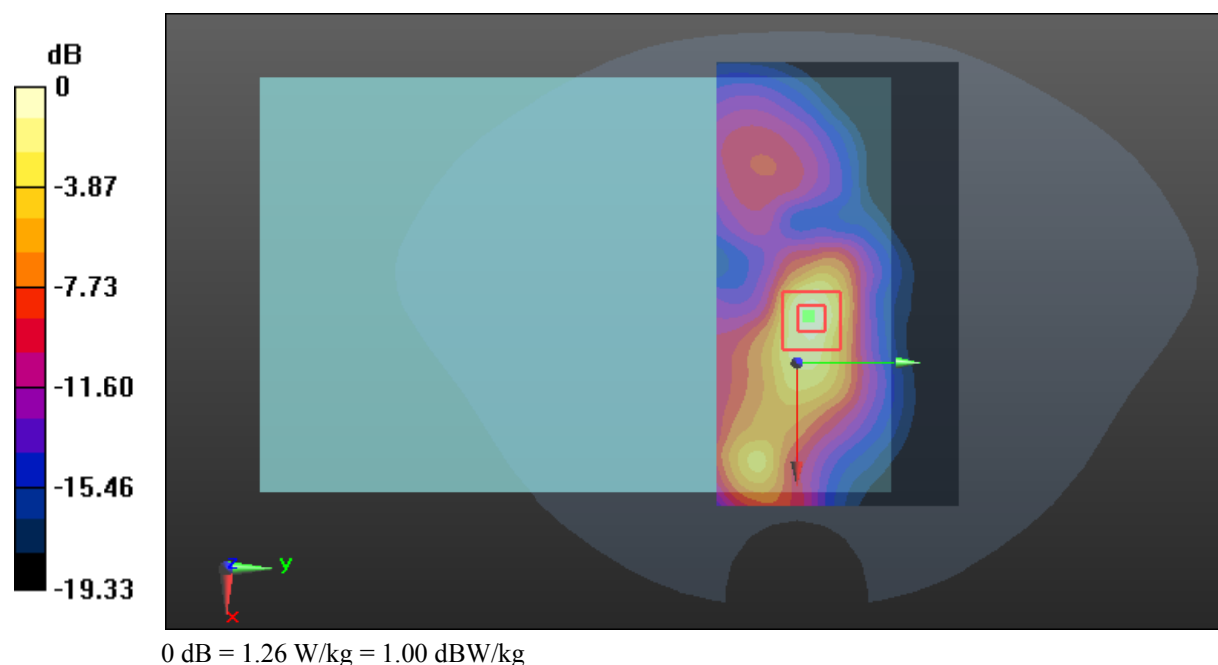
**Zoom Scan (5x5x7)/Cube 0:** Measurement grid: dx=8mm, dy=8mm, dz=5mm

Reference Value = 25.71 V/m; Power Drift = 0.02 dB

Peak SAR (extrapolated) = 1.56 W/kg

**SAR(1 g) = 0.767 W/kg; SAR(10 g) = 0.380 W/kg**

Maximum value of SAR (measured) = 1.26 W/kg



**Test Plot 27#: CDMA 1900(BC1)\_Body Worn Back\_Middle****DUT: Intrinsically safe tablet PC; Type: IS910.1; Serial: 18052900321**

Communication System: Generic CDMA; Frequency: 1880 MHz; Duty Cycle: 1:1  
Medium parameters used:  $f = 1880$  MHz;  $\sigma = 1.488$  S/m;  $\epsilon_r = 54.206$ ;  $\rho = 1000$  kg/m<sup>3</sup> ;  
Phantom section: Flat Section

DASY5 Configuration:

- Probe: EX3DV4 - SN7431; ConvF(8, 8, 8); Calibrated: 2017/9/30;
- Sensor-Surface: 1.4mm (Mechanical Surface Detection)
- Electronics: DAE4 Sn772; Calibrated: 2017/10/9
- Phantom: Twin SAM; Type: Twin SAM V5.0; Serial: 1412
- Measurement SW: DASY52, Version 52.8 (8);

**Area Scan (111x61x1):** Interpolated grid: dx=1.500 mm, dy=1.500 mm

Maximum value of SAR (interpolated) = 1.17 W/kg

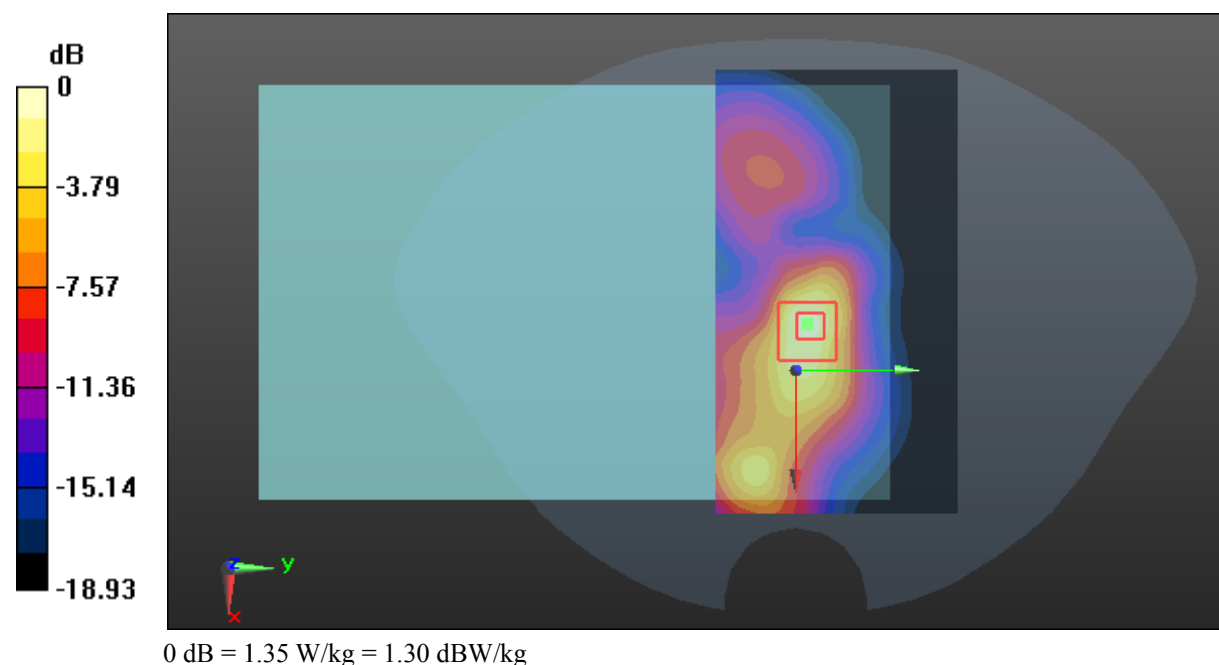
**Zoom Scan (5x5x7)/Cube 0:** Measurement grid: dx=8mm, dy=8mm, dz=5mm

Reference Value = 26.49 V/m; Power Drift = -0.03 dB

Peak SAR (extrapolated) = 1.64 W/kg

**SAR(1 g) = 0.815 W/kg; SAR(10 g) = 0.407 W/kg**

Maximum value of SAR (measured) = 1.35 W/kg



**Test Plot 28#: CDMA 1900(BC1)\_Body Worn Back\_High****DUT: Intrinsically safe tablet PC; Type: IS910.1; Serial: 18052900321**

Communication System: Generic CDMA; Frequency: 1908.75 MHz; Duty Cycle: 1:1  
Medium parameters used:  $f = 1908.75$  MHz;  $\sigma = 1.521$  S/m;  $\epsilon_r = 54.112$ ;  $\rho = 1000$  kg/m<sup>3</sup> ;  
Phantom section: Flat Section

DASY5 Configuration:

- Probe: EX3DV4 - SN7431; ConvF(8, 8, 8); Calibrated: 2017/9/30;
- Sensor-Surface: 1.4mm (Mechanical Surface Detection)
- Electronics: DAE4 Sn772; Calibrated: 2017/10/9
- Phantom: Twin SAM; Type: Twin SAM V5.0; Serial: 1412
- Measurement SW: DASY52, Version 52.8 (8);

**Area Scan (111x61x1):** Interpolated grid: dx=1.500 mm, dy=1.500 mm

Maximum value of SAR (interpolated) = 1.17 W/kg

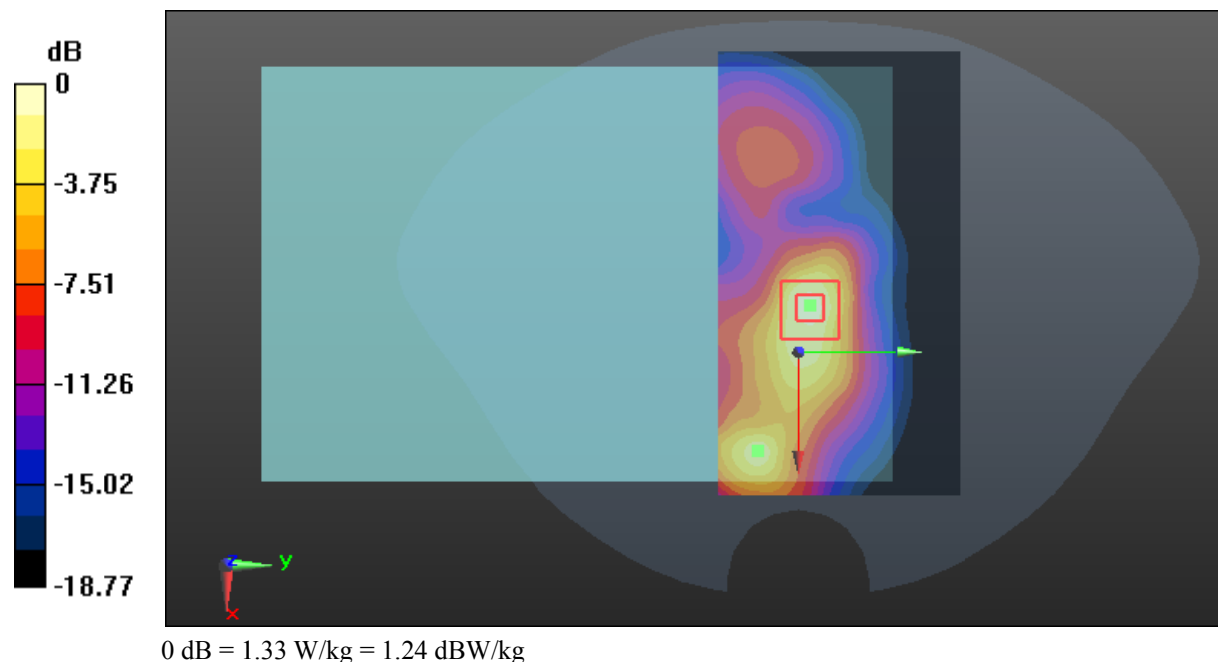
**Zoom Scan (5x5x7)/Cube 0:** Measurement grid: dx=8mm, dy=8mm, dz=5mm

Reference Value = 26.33 V/m; Power Drift = 0.12 dB

Peak SAR (extrapolated) = 1.63 W/kg

**SAR(1 g) = 0.813 W/kg; SAR(10 g) = 0.410 W/kg**

Maximum value of SAR (measured) = 1.33 W/kg



**Test Plot 29#: CDMA 1900(BC1)\_Body Back\_Low**

**DUT: Intrinsically safe tablet PC; Type: IS910.1; Serial: 18052900321**

Communication System: Generic CDMA; Frequency: 1851.25 MHz; Duty Cycle: 1:1  
 Medium parameters used:  $f = 1851.25 \text{ MHz}$ ;  $\sigma = 1.461 \text{ S/m}$ ;  $\epsilon_r = 54.592$ ;  $\rho = 1000 \text{ kg/m}^3$  ;  
 Phantom section: Flat Section

DASY5 Configuration:

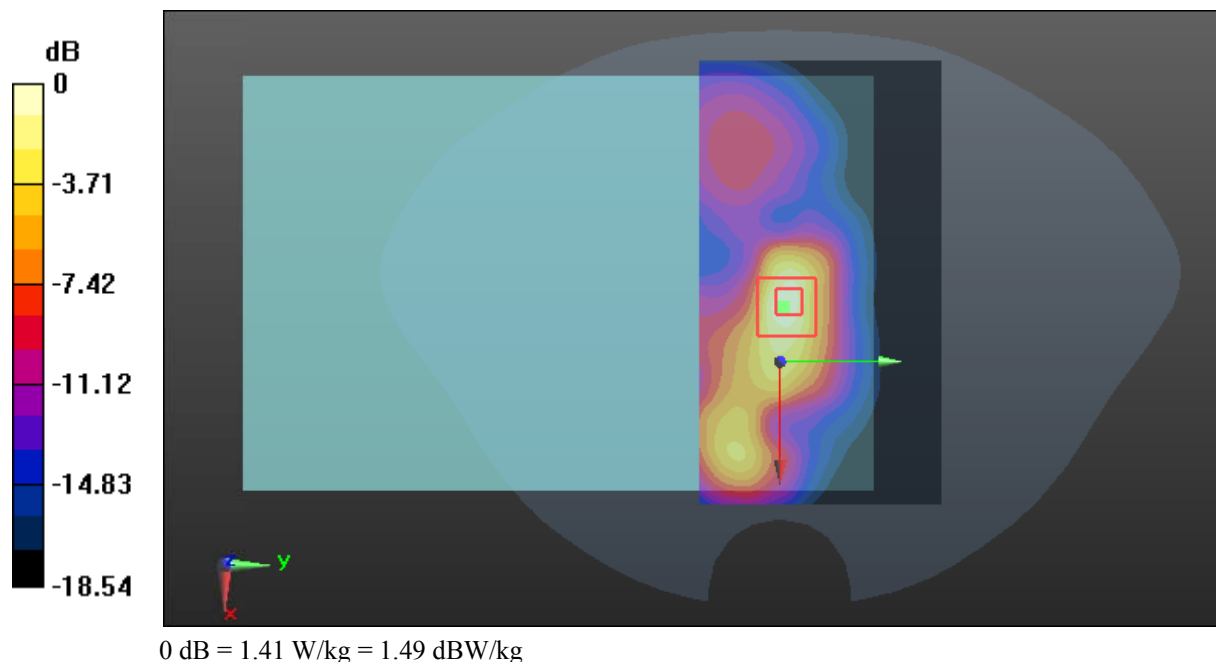
- Probe: EX3DV4 - SN7431; ConvF(8, 8, 8); Calibrated: 2017/9/30;
- Sensor-Surface: 1.4mm (Mechanical Surface Detection)
- Electronics: DAE4 Sn772; Calibrated: 2017/10/9
- Phantom: Twin SAM; Type: Twin SAM V5.0; Serial: 1412
- Measurement SW: DASY52, Version 52.8 (8);

**Area Scan (111x61x1):** Interpolated grid:  $dx=1.500 \text{ mm}$ ,  $dy=1.500 \text{ mm}$   
 Maximum value of SAR (interpolated) = 1.36 W/kg

**Zoom Scan (5x5x7)/Cube 0:** Measurement grid:  $dx=8\text{mm}$ ,  $dy=8\text{mm}$ ,  $dz=5\text{mm}$   
 Reference Value = 31.94 V/m; Power Drift = -0.11 dB  
 Peak SAR (extrapolated) = 1.73 W/kg

**SAR(1 g) = 0.861 W/kg; SAR(10 g) = 0.430 W/kg**

Maximum value of SAR (measured) = 1.41 W/kg



**Test Plot 30#: CDMA 1900(BC1)\_Body Back\_Middle****DUT: Intrinsically safe tablet PC; Type: IS910.1; Serial: 18052900321**

Communication System: Generic CDMA; Frequency: 1880 MHz; Duty Cycle: 1:1  
Medium parameters used:  $f = 1880$  MHz;  $\sigma = 1.488$  S/m;  $\epsilon_r = 54.206$ ;  $\rho = 1000$  kg/m<sup>3</sup> ;  
Phantom section: Flat Section

DASY5 Configuration:

- Probe: EX3DV4 - SN7431; ConvF(8, 8, 8); Calibrated: 2017/9/30;
- Sensor-Surface: 1.4mm (Mechanical Surface Detection)
- Electronics: DAE4 Sn772; Calibrated: 2017/10/9
- Phantom: Twin SAM; Type: Twin SAM V5.0; Serial: 1412
- Measurement SW: DASY52, Version 52.8 (8);

**Area Scan (111x61x1):** Interpolated grid: dx=1.500 mm, dy=1.500 mm

Maximum value of SAR (interpolated) = 1.38 W/kg

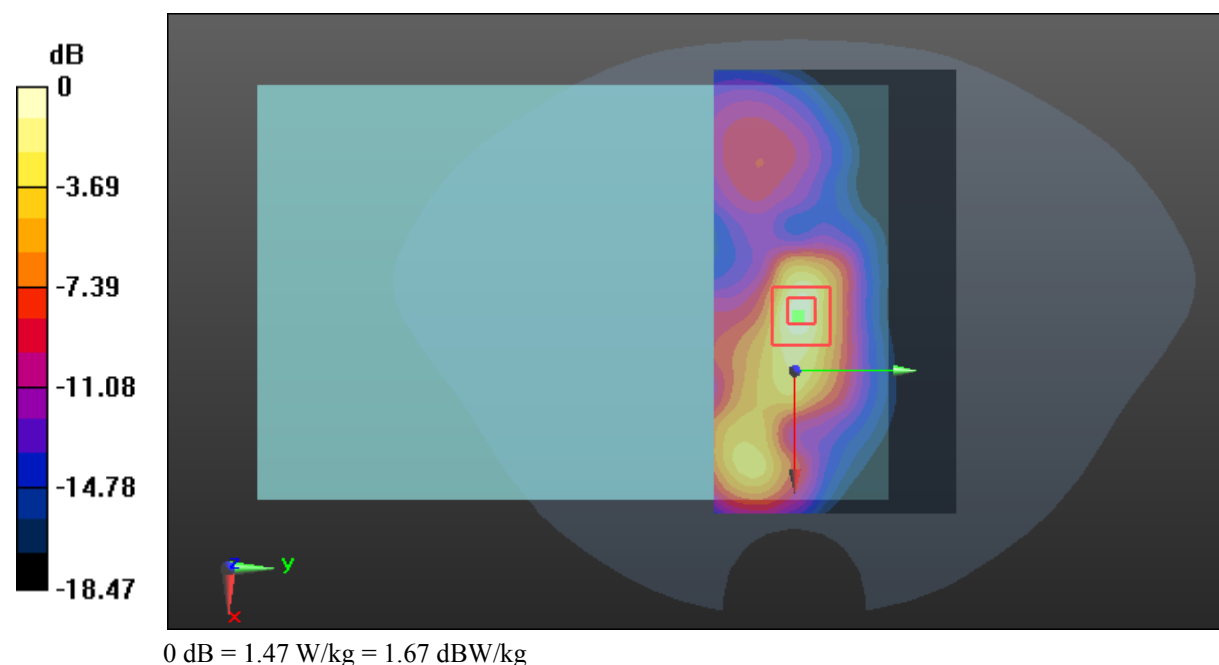
**Zoom Scan (5x5x7)/Cube 0:** Measurement grid: dx=8mm, dy=8mm, dz=5mm

Reference Value = 31.51 V/m; Power Drift = -0.07 dB

Peak SAR (extrapolated) = 1.79 W/kg

**SAR(1 g) = 0.895 W/kg; SAR(10 g) = 0.449 W/kg**

Maximum value of SAR (measured) = 1.47 W/kg



**Test Plot 31#: CDMA 1900(BC1)\_Body Back\_High****DUT: Intrinsically safe tablet PC; Type: IS910.1; Serial: 18052900321**

Communication System: Generic CDMA; Frequency: 1908.75 MHz; Duty Cycle: 1:1  
Medium parameters used:  $f = 1908.75$  MHz;  $\sigma = 1.521$  S/m;  $\epsilon_r = 54.112$ ;  $\rho = 1000$  kg/m<sup>3</sup> ;  
Phantom section: Flat Section

DASY5 Configuration:

- Probe: EX3DV4 - SN7431; ConvF(8, 8, 8); Calibrated: 2017/9/30;
- Sensor-Surface: 1.4mm (Mechanical Surface Detection)
- Electronics: DAE4 Sn772; Calibrated: 2017/10/9
- Phantom: Twin SAM; Type: Twin SAM V5.0; Serial: 1412
- Measurement SW: DASY52, Version 52.8 (8);

**Area Scan (111x61x1):** Interpolated grid: dx=1.500 mm, dy=1.500 mm

Maximum value of SAR (interpolated) = 1.24 W/kg

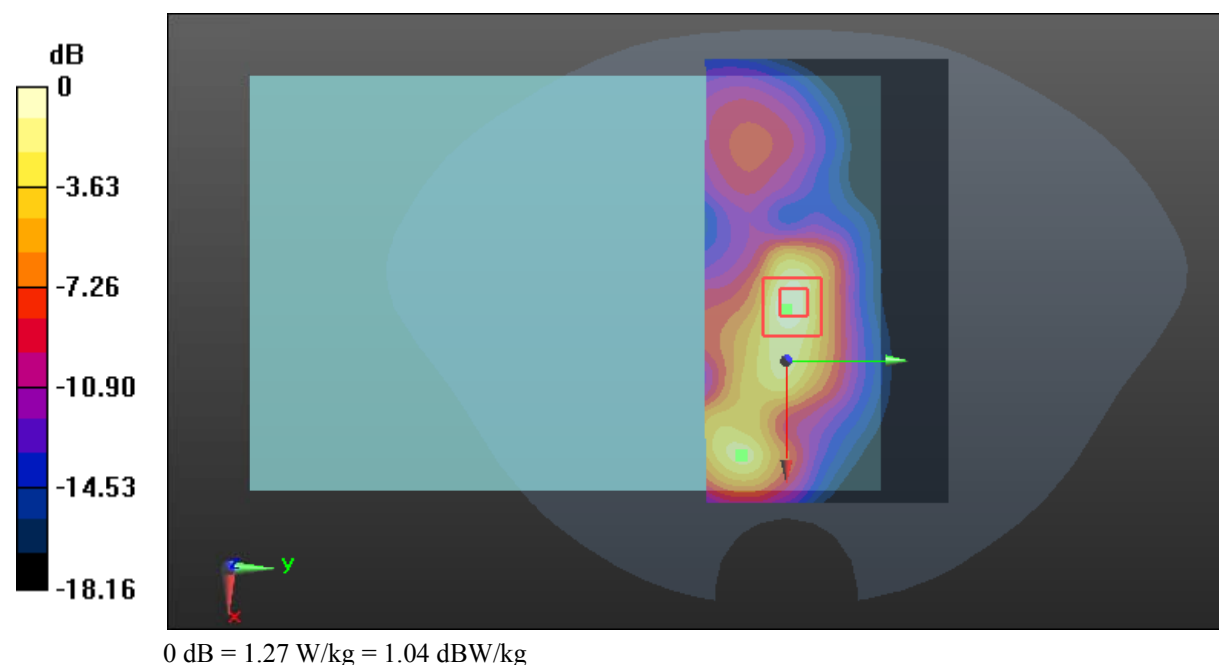
**Zoom Scan (5x5x7)/Cube 0:** Measurement grid: dx=8mm, dy=8mm, dz=5mm

Reference Value = 29.67 V/m; Power Drift = -0.04 dB

Peak SAR (extrapolated) = 1.58 W/kg

**SAR(1 g) = 0.797 W/kg; SAR(10 g) = 0.402 W/kg**

Maximum value of SAR (measured) = 1.27 W/kg



**Test Plot 32#: CDMA 1900(BC1)\_Body Back\_Middle****DUT: Rugged Tablet Computer; Type: RG910; Serial: 18052900322**

Communication System: Generic CDMA; Frequency: 1880 MHz; Duty Cycle: 1:1  
Medium parameters used:  $f = 1880$  MHz;  $\sigma = 1.488$  S/m;  $\epsilon_r = 54.206$ ;  $\rho = 1000$  kg/m<sup>3</sup> ;  
Phantom section: Flat Section

DASY5 Configuration:

- Probe: EX3DV4 - SN7431; ConvF(8, 8, 8); Calibrated: 2017/9/30;
- Sensor-Surface: 1.4mm (Mechanical Surface Detection)
- Electronics: DAE4 Sn772; Calibrated: 2017/10/9
- Phantom: Twin SAM; Type: Twin SAM V5.0; Serial: 1412
- Measurement SW: DASY52, Version 52.8 (8);

**Area Scan (111x61x1):** Interpolated grid: dx=1.500 mm, dy=1.500 mm

Maximum value of SAR (interpolated) = 1.24 W/kg

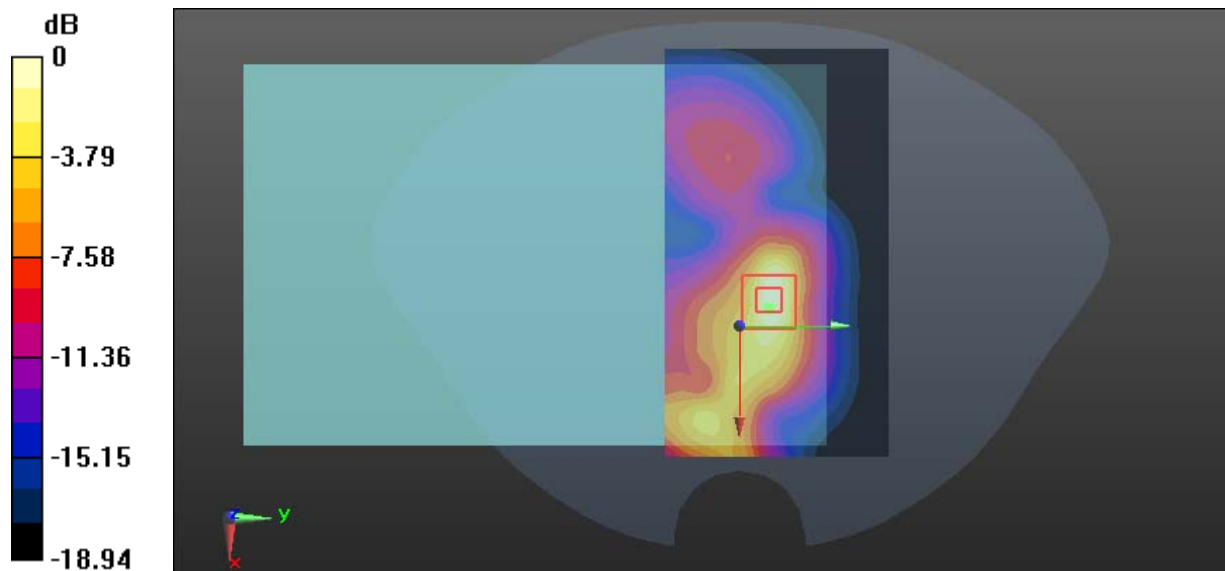
**Zoom Scan (5x5x7)/Cube 0:** Measurement grid: dx=8mm, dy=8mm, dz=5mm

Reference Value = 15.56 V/m; Power Drift = -0.16 dB

Peak SAR (extrapolated) = 1.63 W/kg

**SAR(1 g) = 0.782 W/kg; SAR(10 g) = 0.398 W/kg**

Maximum value of SAR (measured) = 1.34 W/kg



0 dB = 1.34 W/kg = 1.27 dBW/kg



**Test Plot 33#: CDMA 1900(BC1)\_Body Right\_Middle****DUT: Intrinsically safe tablet PC; Type: IS910.1; Serial: 18052900321**

Communication System: Generic CDMA; Frequency: 1880 MHz; Duty Cycle: 1:1  
Medium parameters used:  $f = 1880$  MHz;  $\sigma = 1.488$  S/m;  $\epsilon_r = 54.206$ ;  $\rho = 1000$  kg/m<sup>3</sup> ;  
Phantom section: Flat Section

DASY5 Configuration:

- Probe: EX3DV4 - SN7431; ConvF(8, 8, 8); Calibrated: 2017/9/30;
- Sensor-Surface: 1.4mm (Mechanical Surface Detection)
- Electronics: DAE4 Sn772; Calibrated: 2017/10/9
- Phantom: Twin SAM; Type: Twin SAM V5.0; Serial: 1412
- Measurement SW: DASY52, Version 52.8 (8);

**Area Scan (41x81x1):** Interpolated grid: dx=1.500 mm, dy=1.500 mm

Maximum value of SAR (interpolated) = 0.945 W/kg

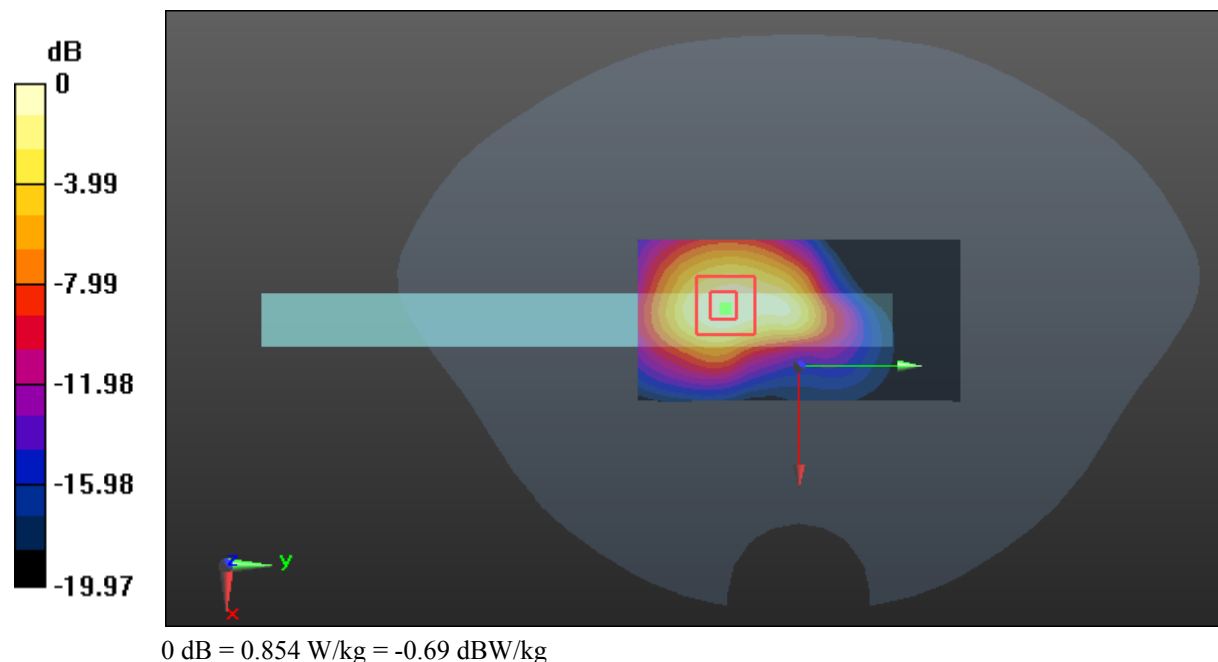
**Zoom Scan (5x5x7)/Cube 0:** Measurement grid: dx=8mm, dy=8mm, dz=5mm

Reference Value = 17.97 V/m; Power Drift = -0.13 dB

Peak SAR (extrapolated) = 1.00 W/kg

**SAR(1 g) = 0.591 W/kg; SAR(10 g) = 0.326 W/kg**

Maximum value of SAR (measured) = 0.854 W/kg



**Test Plot 34#: CDMA 1900(BC1)\_Body Bottom\_Middle****DUT: Intrinsically safe tablet PC; Type: IS910.1; Serial: 18052900321**

Communication System: Generic CDMA; Frequency: 1880 MHz; Duty Cycle: 1:1  
Medium parameters used:  $f = 1880$  MHz;  $\sigma = 1.488$  S/m;  $\epsilon_r = 54.206$ ;  $\rho = 1000$  kg/m<sup>3</sup> ;  
Phantom section: Flat Section

DASY5 Configuration:

- Probe: EX3DV4 - SN7431; ConvF(8, 8, 8); Calibrated: 2017/9/30;
- Sensor-Surface: 1.4mm (Mechanical Surface Detection)
- Electronics: DAE4 Sn772; Calibrated: 2017/10/9
- Phantom: Twin SAM; Type: Twin SAM V5.0; Serial: 1412
- Measurement SW: DASY52, Version 52.8 (8);

**Area Scan (111x41x1):** Interpolated grid: dx=1.500 mm, dy=1.500 mm

Maximum value of SAR (interpolated) = 0.508 W/kg

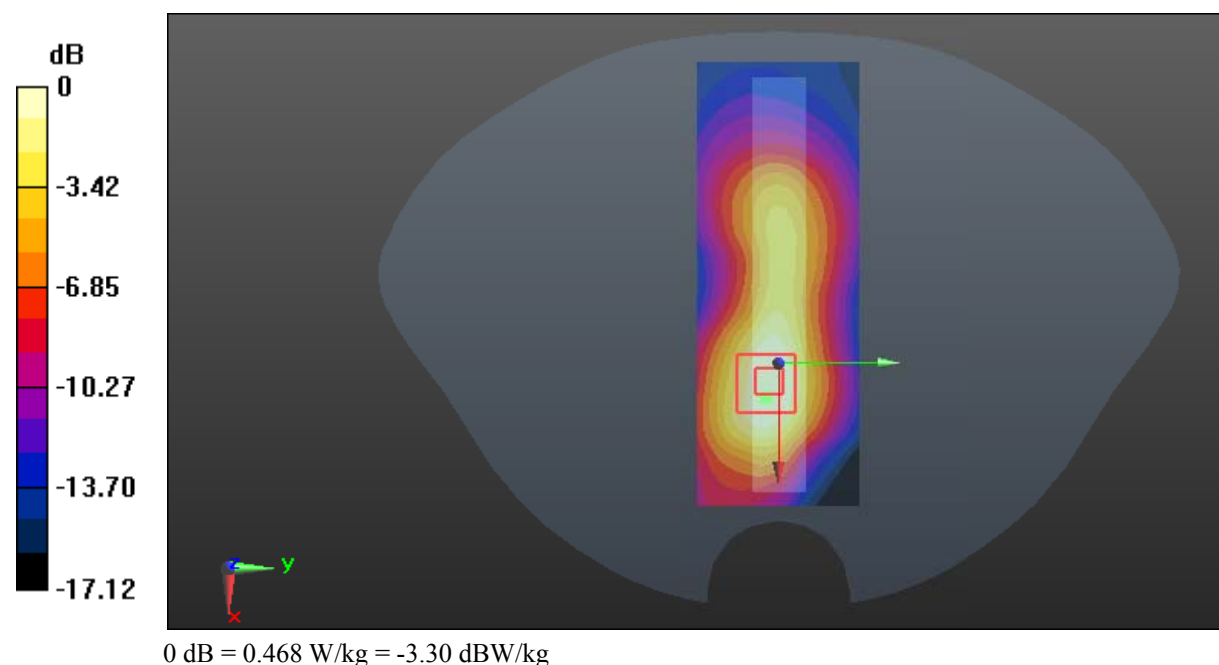
**Zoom Scan (6x5x7)/Cube 0:** Measurement grid: dx=8mm, dy=8mm, dz=5mm

Reference Value = 14.59 V/m; Power Drift = -0.12 dB

Peak SAR (extrapolated) = 0.561 W/kg

**SAR(1 g) = 0.322 W/kg; SAR(10 g) = 0.184 W/kg**

Maximum value of SAR (measured) = 0.468 W/kg



**Test Plot 35#: WCDMA Band 2\_Body Back\_Low****DUT: Intrinsically safe tablet PC; Type: IS910.1; Serial: 18052900321**

Communication System: Generic WCDMA; Frequency: 1852.4 MHz; Duty Cycle: 1:1  
Medium parameters used:  $f = 1852.4$  MHz;  $\sigma = 1.468$  S/m;  $\epsilon_r = 54.582$ ;  $\rho = 1000$  kg/m<sup>3</sup> ;  
Phantom section: Flat Section

DASY5 Configuration:

- Probe: EX3DV4 - SN7431; ConvF(8, 8, 8); Calibrated: 2017/9/30;
- Sensor-Surface: 1.4mm (Mechanical Surface Detection)
- Electronics: DAE4 Sn772; Calibrated: 2017/10/9
- Phantom: Twin SAM; Type: Twin SAM V5.0; Serial: 1412
- Measurement SW: DASY52, Version 52.8 (8);

**Area Scan (111x61x1):** Interpolated grid: dx=1.500 mm, dy=1.500 mm

Maximum value of SAR (interpolated) = 1.26 W/kg

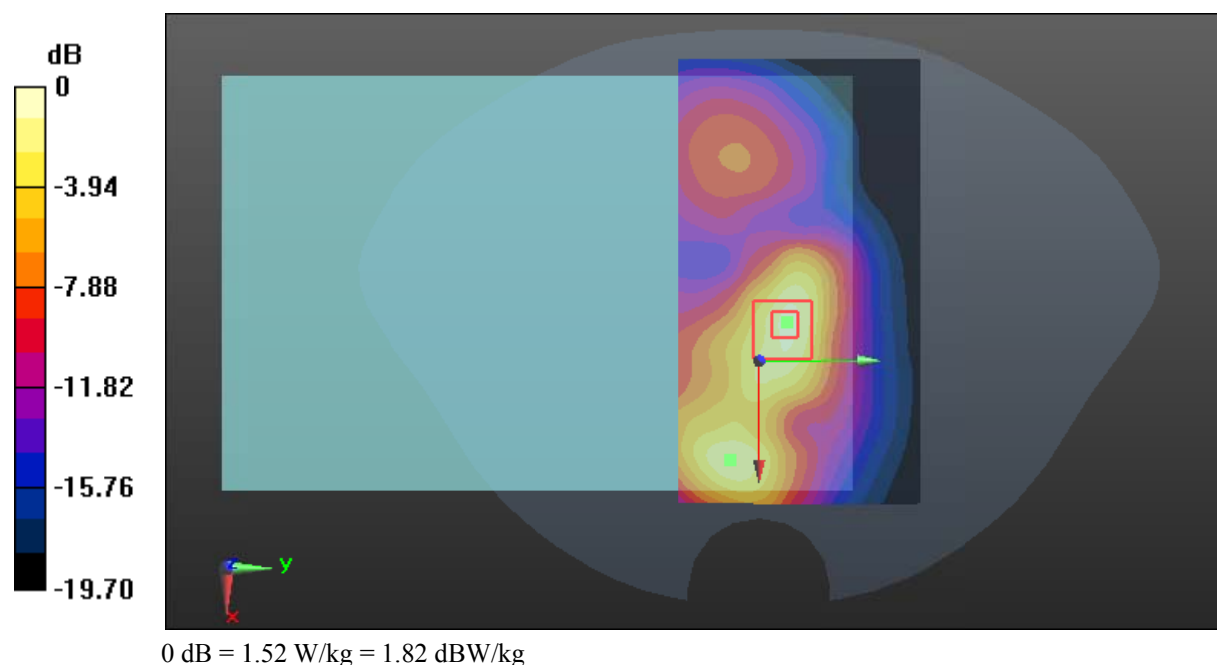
**Zoom Scan (5x5x7)/Cube 0:** Measurement grid: dx=8mm, dy=8mm, dz=5mm

Reference Value = 22.05 V/m; Power Drift = -0.05 dB

Peak SAR (extrapolated) = 1.89 W/kg

**SAR(1 g) = 0.850 W/kg; SAR(10 g) = 0.430 W/kg**

Maximum value of SAR (measured) = 1.52 W/kg



**Test Plot 36#: WCDMA Band 2\_Body Back\_Middle****DUT: Intrinsically safe tablet PC; Type: IS910.1; Serial: 18052900321**

Communication System: Generic WCDMA; Frequency: 1880 MHz; Duty Cycle: 1:1  
Medium parameters used:  $f = 1880$  MHz;  $\sigma = 1.488$  S/m;  $\epsilon_r = 54.206$ ;  $\rho = 1000$  kg/m<sup>3</sup> ;  
Phantom section: Flat Section

DASY5 Configuration:

- Probe: EX3DV4 - SN7431; ConvF(8, 8, 8); Calibrated: 2017/9/30;
- Sensor-Surface: 1.4mm (Mechanical Surface Detection)
- Electronics: DAE4 Sn772; Calibrated: 2017/10/9
- Phantom: Twin SAM; Type: Twin SAM V5.0; Serial: 1412
- Measurement SW: DASY52, Version 52.8 (8);

**Area Scan (111x61x1):** Interpolated grid: dx=1.500 mm, dy=1.500 mm

Maximum value of SAR (interpolated) = 1.35 W/kg

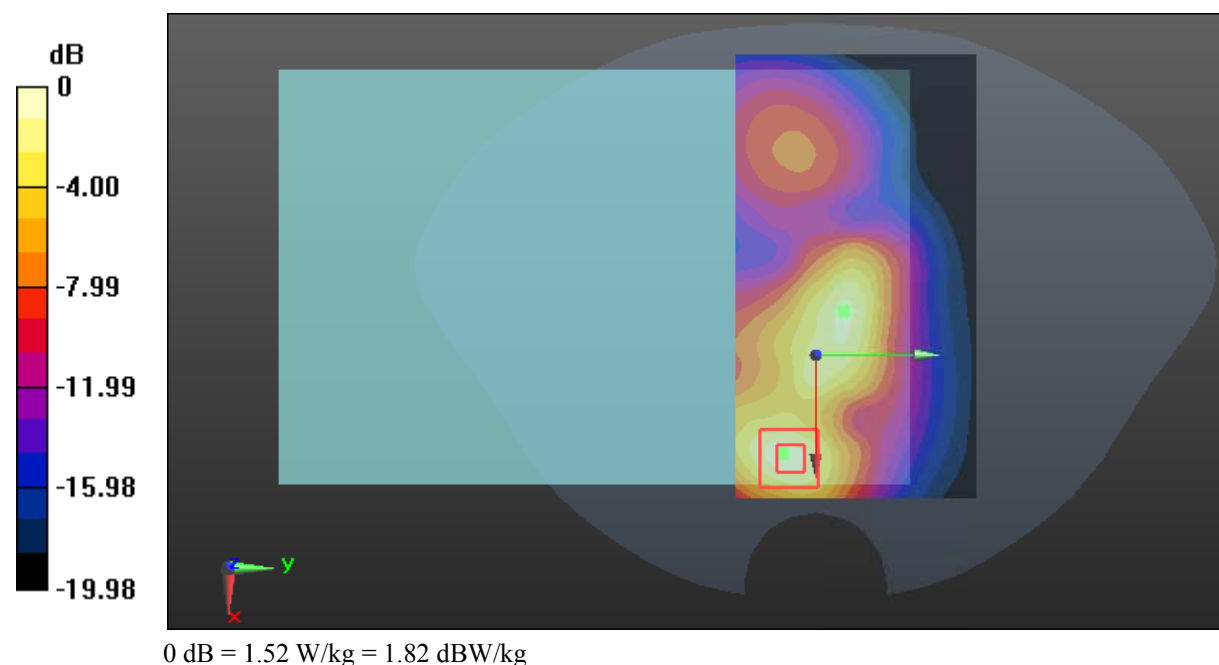
**Zoom Scan (5x5x7)/Cube 0:** Measurement grid: dx=8mm, dy=8mm, dz=5mm

Reference Value = 22.67 V/m; Power Drift = -0.01 dB

Peak SAR (extrapolated) = 1.98 W/kg

**SAR(1 g) = 0.929 W/kg; SAR(10 g) = 0.435 W/kg**

Maximum value of SAR (measured) = 1.52 W/kg



**Test Plot 37#: WCDMA Band 2\_Body Back\_High****DUT: Intrinsically safe tablet PC; Type: IS910.1; Serial: 18052900321**

Communication System: Generic WCDMA; Frequency: 1907.6 MHz; Duty Cycle: 1:1  
Medium parameters used:  $f = 1907.6$  MHz;  $\sigma = 1.516$  S/m;  $\epsilon_r = 54.135$ ;  $\rho = 1000$  kg/m<sup>3</sup> ;  
Phantom section: Flat Section

DASY5 Configuration:

- Probe: EX3DV4 - SN7431; ConvF(8, 8, 8); Calibrated: 2017/9/30;
- Sensor-Surface: 1.4mm (Mechanical Surface Detection)
- Electronics: DAE4 Sn772; Calibrated: 2017/10/9
- Phantom: Twin SAM; Type: Twin SAM V5.0; Serial: 1412
- Measurement SW: DASY52, Version 52.8 (8);

**Area Scan (111x61x1):** Interpolated grid: dx=1.500 mm, dy=1.500 mm

Maximum value of SAR (interpolated) = 1.49 W/kg

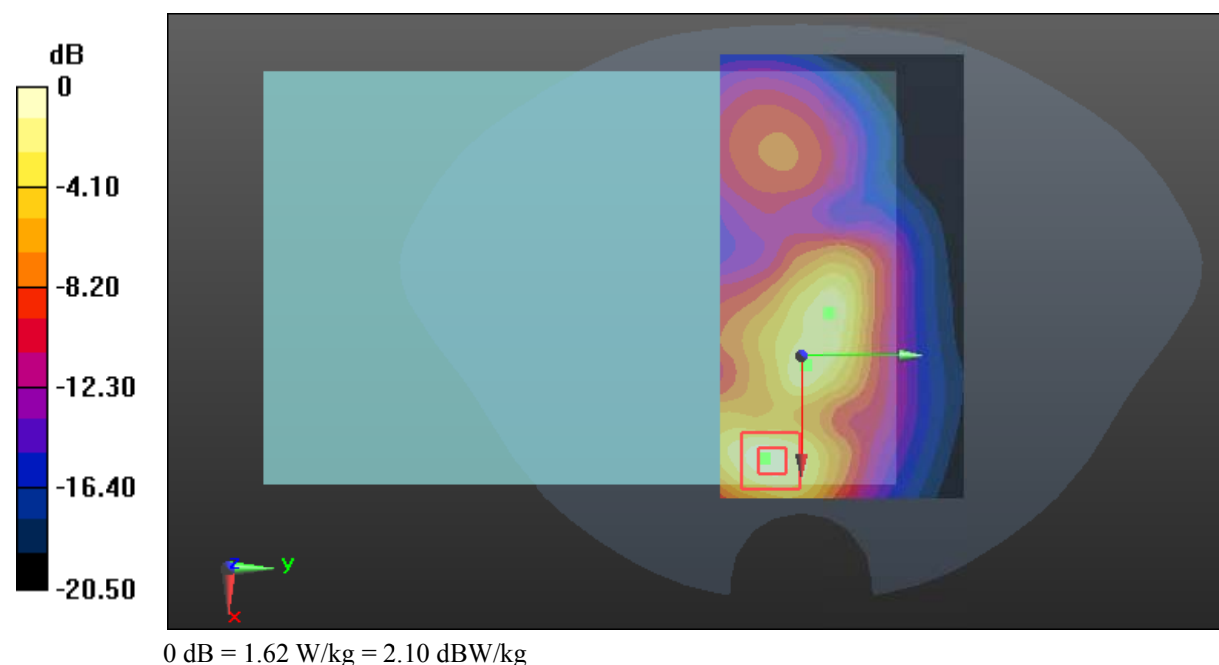
**Zoom Scan (5x5x7)/Cube 0:** Measurement grid: dx=8mm, dy=8mm, dz=5mm

Reference Value = 23.41 V/m; Power Drift = -0.02 dB

Peak SAR (extrapolated) = 2.19 W/kg

**SAR(1 g) = 1.01 W/kg; SAR(10 g) = 0.471 W/kg**

Maximum value of SAR (measured) = 1.62 W/kg



**Test Plot 38#: WCDMA Band 2\_Body Back\_High****DUT: Rugged Tablet Computer; Type: RG910; Serial: 18052900322**

Communication System: Generic WCDMA; Frequency: 1907.6 MHz; Duty Cycle: 1:1  
Medium parameters used:  $f = 1907.6$  MHz;  $\sigma = 1.516$  S/m;  $\epsilon_r = 54.135$ ;  $\rho = 1000$  kg/m<sup>3</sup> ;  
Phantom section: Flat Section

DASY5 Configuration:

- Probe: EX3DV4 - SN7431; ConvF(8, 8, 8); Calibrated: 2017/9/30;
- Sensor-Surface: 1.4mm (Mechanical Surface Detection)
- Electronics: DAE4 Sn772; Calibrated: 2017/10/9
- Phantom: Twin SAM; Type: Twin SAM V5.0; Serial: 1412
- Measurement SW: DASY52, Version 52.8 (8);

**Area Scan (111x71x1):** Interpolated grid: dx=1.500 mm, dy=1.500 mm

Maximum value of SAR (interpolated) = 1.28 W/kg

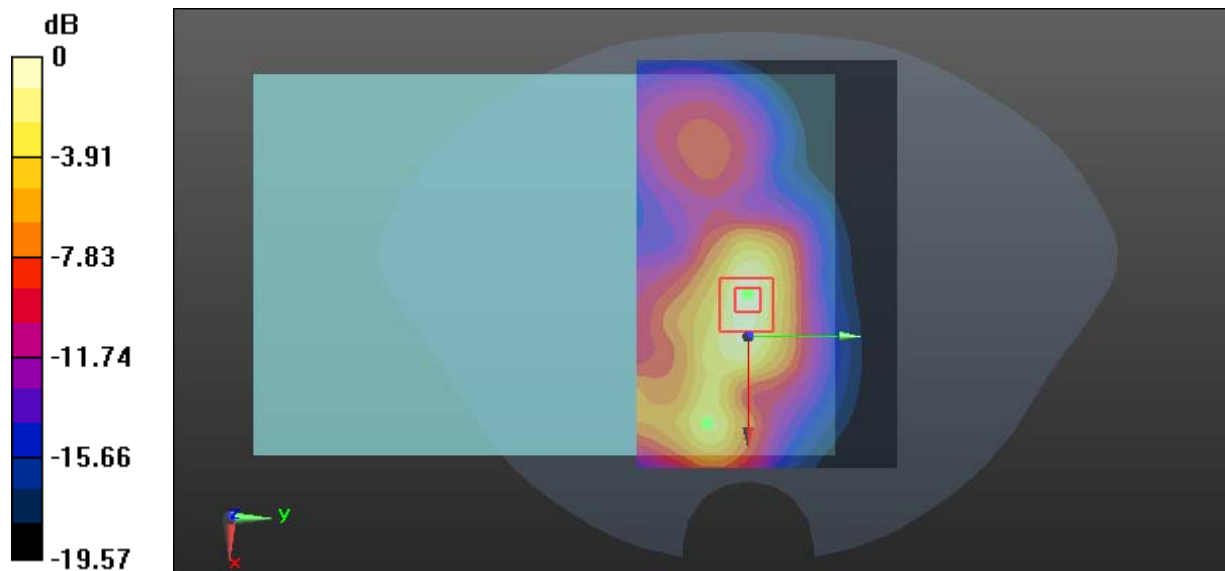
**Zoom Scan (5x5x7)/Cube 0:** Measurement grid: dx=8mm, dy=8mm, dz=5mm

Reference Value = 32.18 V/m; Power Drift = -0.04 dB

Peak SAR (extrapolated) = 1.80 W/kg

**SAR(1 g) = 0.825 W/kg; SAR(10 g) = 0.428 W/kg**

Maximum value of SAR (measured) = 1.45 W/kg



0 dB = 1.45 W/kg = 1.61 dBW/kg

**Test Plot 39#: WCDMA Band 2\_Body Right\_Low****DUT: Intrinsically safe tablet PC; Type: IS910.1; Serial: 18052900321**

Communication System: Generic WCDMA; Frequency: 1852.4 MHz; Duty Cycle: 1:1  
Medium parameters used:  $f = 1852.4$  MHz;  $\sigma = 1.468$  S/m;  $\epsilon_r = 54.582$ ;  $\rho = 1000$  kg/m<sup>3</sup> ;  
Phantom section: Flat Section

DASY5 Configuration:

- Probe: EX3DV4 - SN7431; ConvF(8, 8, 8); Calibrated: 2017/9/30;
- Sensor-Surface: 1.4mm (Mechanical Surface Detection)
- Electronics: DAE4 Sn772; Calibrated: 2017/10/9
- Phantom: Twin SAM; Type: Twin SAM V5.0; Serial: 1412
- Measurement SW: DASY52, Version 52.8 (8);

**Area Scan (41x81x1):** Interpolated grid: dx=1.500 mm, dy=1.500 mm

Maximum value of SAR (interpolated) = 1.15 W/kg

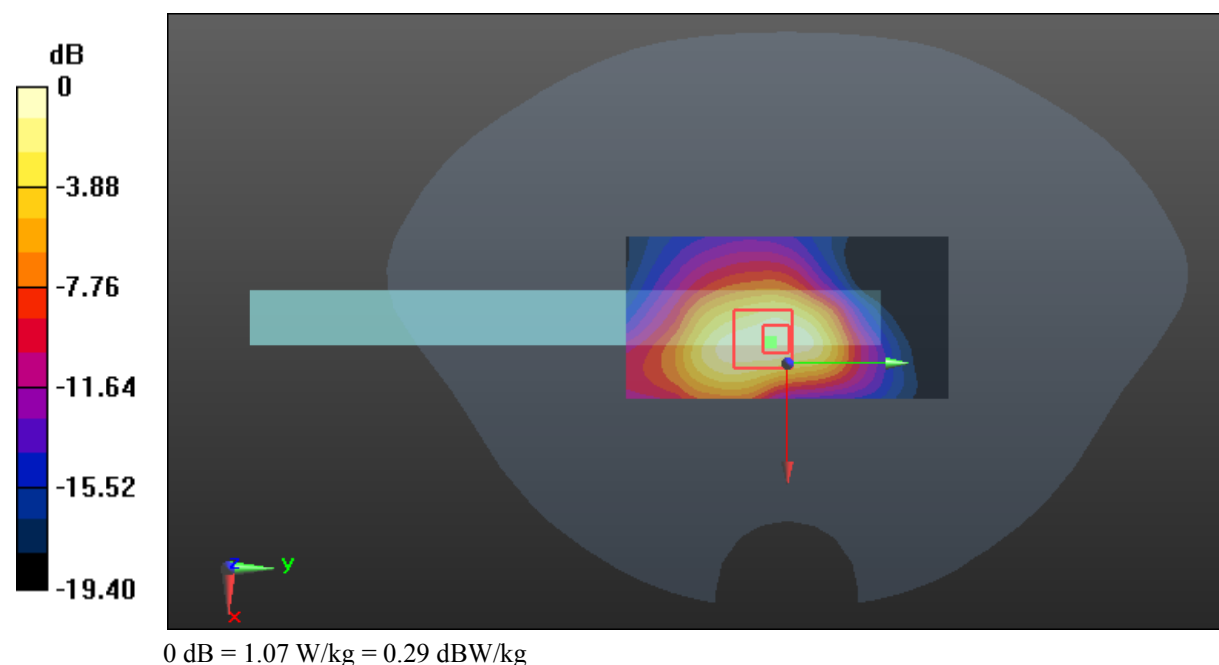
**Zoom Scan (5x5x7)/Cube 0:** Measurement grid: dx=8mm, dy=8mm, dz=5mm

Reference Value = 22.93 V/m; Power Drift = -0.14 dB

Peak SAR (extrapolated) = 1.38 W/kg

**SAR(1 g) = 0.661 W/kg; SAR(10 g) = 0.347 W/kg**

Maximum value of SAR (measured) = 1.07 W/kg



**Test Plot 40#: WCDMA Band 2\_Body Right\_Middle****DUT: Intrinsically safe tablet PC; Type: IS910.1; Serial: 18052900321**

Communication System: Generic WCDMA; Frequency: 1880 MHz; Duty Cycle: 1:1  
Medium parameters used:  $f = 1880$  MHz;  $\sigma = 1.488$  S/m;  $\epsilon_r = 54.206$ ;  $\rho = 1000$  kg/m<sup>3</sup> ;  
Phantom section: Flat Section

DASY5 Configuration:

- Probe: EX3DV4 - SN7431; ConvF(8, 8, 8); Calibrated: 2017/9/30;
- Sensor-Surface: 1.4mm (Mechanical Surface Detection)
- Electronics: DAE4 Sn772; Calibrated: 2017/10/9
- Phantom: Twin SAM; Type: Twin SAM V5.0; Serial: 1412
- Measurement SW: DASY52, Version 52.8 (8);

**Area Scan (41x81x1):** Interpolated grid: dx=1.500 mm, dy=1.500 mm

Maximum value of SAR (interpolated) = 1.45 W/kg

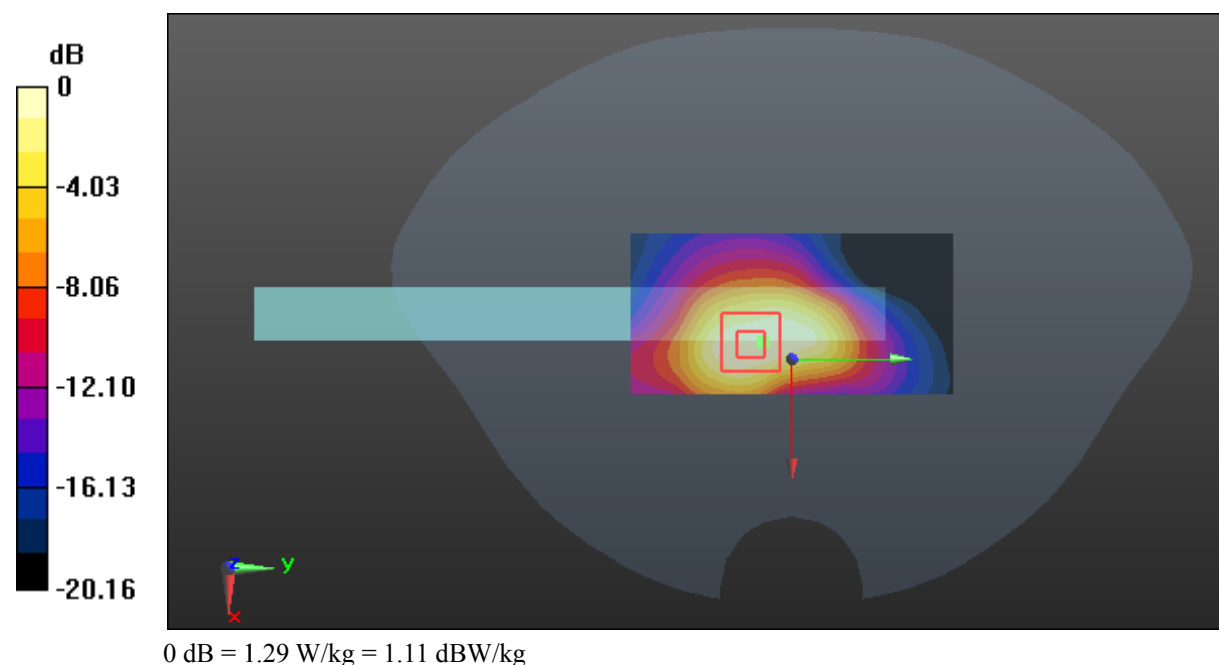
**Zoom Scan (5x5x7)/Cube 0:** Measurement grid: dx=8mm, dy=8mm, dz=5mm

Reference Value = 23.38 V/m; Power Drift = -0.12 dB

Peak SAR (extrapolated) = 1.62 W/kg

**SAR(1 g) = 0.847 W/kg; SAR(10 g) = 0.450 W/kg**

Maximum value of SAR (measured) = 1.29 W/kg





**Test Plot 41#: WCDMA Band 2\_Body Right\_High****DUT: Intrinsically safe tablet PC; Type: IS910.1; Serial: 18052900321**

Communication System: Generic WCDMA; Frequency: 1907.6 MHz; Duty Cycle: 1:1  
Medium parameters used:  $f = 1907.6$  MHz;  $\sigma = 1.516$  S/m;  $\epsilon_r = 54.135$ ;  $\rho = 1000$  kg/m<sup>3</sup> ;  
Phantom section: Flat Section

DASY5 Configuration:

- Probe: EX3DV4 - SN7431; ConvF(8, 8, 8); Calibrated: 2017/9/30;
- Sensor-Surface: 1.4mm (Mechanical Surface Detection)
- Electronics: DAE4 Sn772; Calibrated: 2017/10/9
- Phantom: Twin SAM; Type: Twin SAM V5.0; Serial: 1412
- Measurement SW: DASY52, Version 52.8 (8);

**Area Scan (41x81x1):** Interpolated grid: dx=1.500 mm, dy=1.500 mm

Maximum value of SAR (interpolated) = 1.51 W/kg

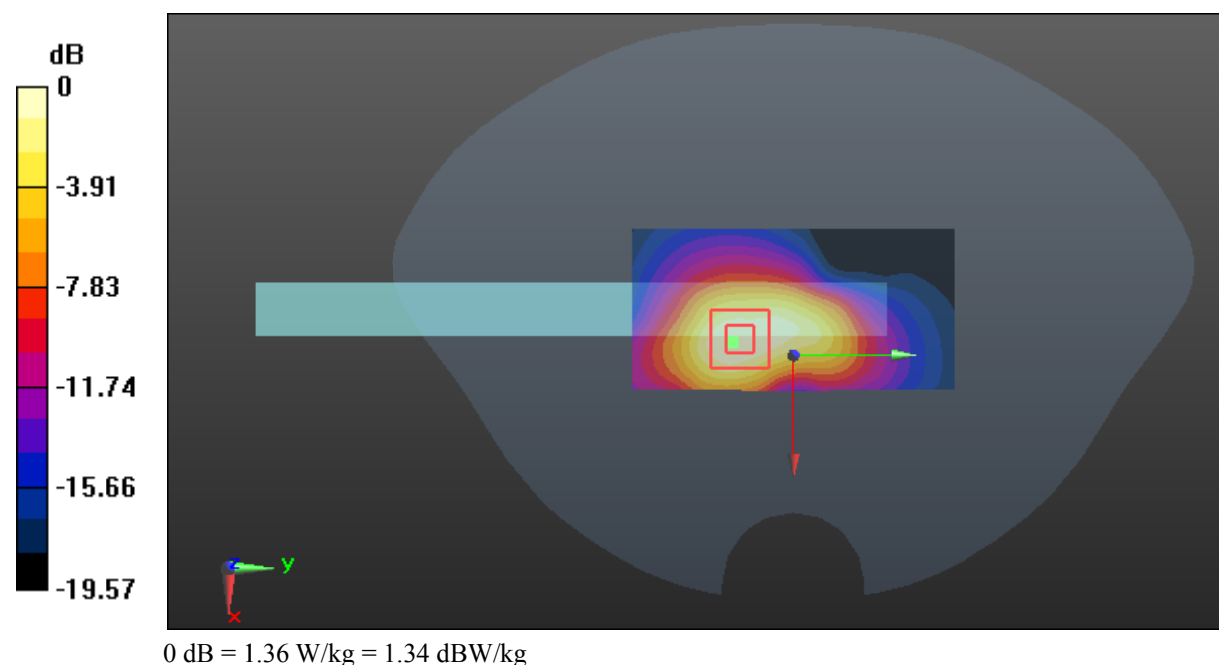
**Zoom Scan (5x5x7)/Cube 0:** Measurement grid: dx=8mm, dy=8mm, dz=5mm

Reference Value = 22.22 V/m; Power Drift = -0.15 dB

Peak SAR (extrapolated) = 1.70 W/kg

**SAR(1 g) = 0.896 W/kg; SAR(10 g) = 0.463 W/kg**

Maximum value of SAR (measured) = 1.36 W/kg



**Test Plot 42#: WCDMA Band 2\_Body Bottom\_Middle**

**DUT: Intrinsically safe tablet PC; Type: IS910.1; Serial: 18052900321**

Communication System: Generic WCDMA; Frequency: 1880 MHz; Duty Cycle: 1:1  
 Medium parameters used:  $f = 1880 \text{ MHz}$ ;  $\sigma = 1.488 \text{ S/m}$ ;  $\epsilon_r = 54.206$ ;  $\rho = 1000 \text{ kg/m}^3$  ;  
 Phantom section: Flat Section

DASY5 Configuration:

- Probe: EX3DV4 - SN7431; ConvF(8, 8, 8); Calibrated: 2017/9/30;
- Sensor-Surface: 1.4mm (Mechanical Surface Detection)
- Electronics: DAE4 Sn772; Calibrated: 2017/10/9
- Phantom: Twin SAM; Type: Twin SAM V5.0; Serial: 1412
- Measurement SW: DASY52, Version 52.8 (8);

**Area Scan (111x41x1):** Interpolated grid:  $dx=1.500 \text{ mm}$ ,  $dy=1.500 \text{ mm}$

Maximum value of SAR (interpolated) = 0.746 W/kg

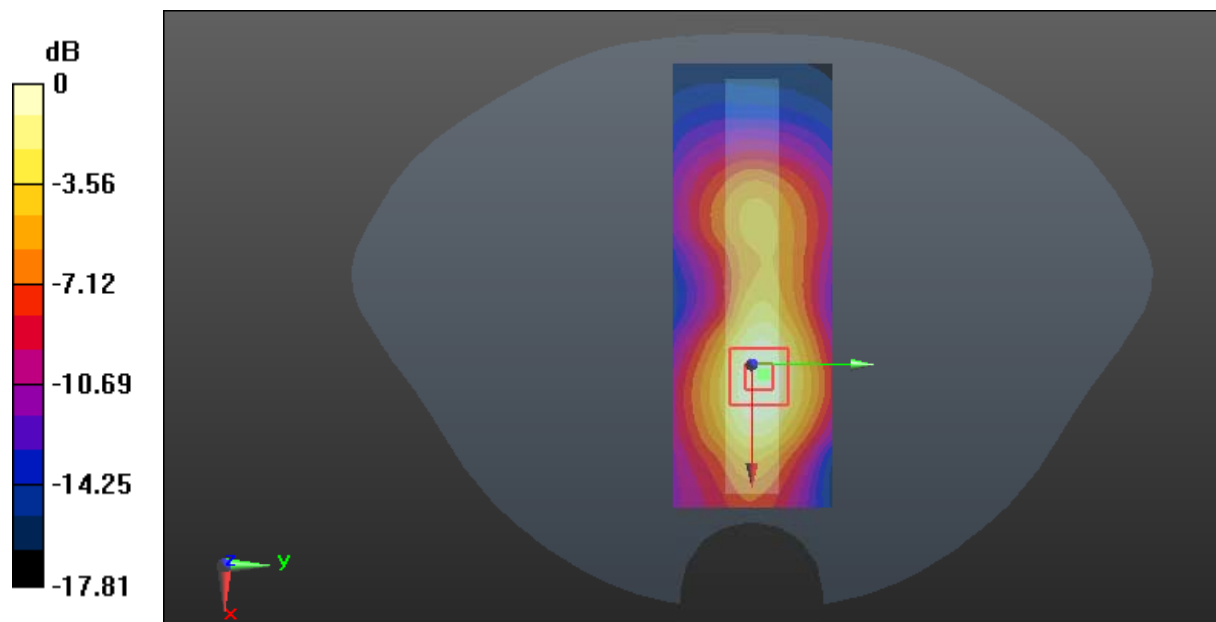
**Zoom Scan (5x5x7)/Cube 0:** Measurement grid:  $dx=8\text{mm}$ ,  $dy=8\text{mm}$ ,  $dz=5\text{mm}$

Reference Value = 16.54 V/m; Power Drift = 0.04 dB

Peak SAR (extrapolated) = 0.912 W/kg

**SAR(1 g) = 0.481 W/kg; SAR(10 g) = 0.259 W/kg**

Maximum value of SAR (measured) = 0.749 W/kg



0 dB = 0.749 W/kg = -1.26 dBW/kg

**Test Plot 43#: WCDMA Band 5\_Body Back\_Middle****DUT: Intrinsically safe tablet PC; Type: IS910.1; Serial: 18052900321**

Communication System: Generic WCDMA; Frequency: 836.6 MHz; Duty Cycle: 1:1  
Medium parameters used:  $f = 836.6$  MHz;  $\sigma = 0.961$  S/m;  $\epsilon_r = 56.996$ ;  $\rho = 1000$  kg/m<sup>3</sup> ;  
Phantom section: Flat Section

DASY5 Configuration:

- Probe: EX3DV4 - SN7431; ConvF(10.11, 10.11, 10.11); Calibrated: 2017/9/30;
- Sensor-Surface: 1.4mm (Mechanical Surface Detection)
- Electronics: DAE4 Sn772; Calibrated: 2017/10/9
- Phantom: Twin SAM; Type: Twin SAM V5.0; Serial: 1412
- Measurement SW: DASY52, Version 52.8 (8);

**Area Scan (111x61x1):** Interpolated grid: dx=1.500 mm, dy=1.500 mm

Maximum value of SAR (interpolated) = 0.282 W/kg

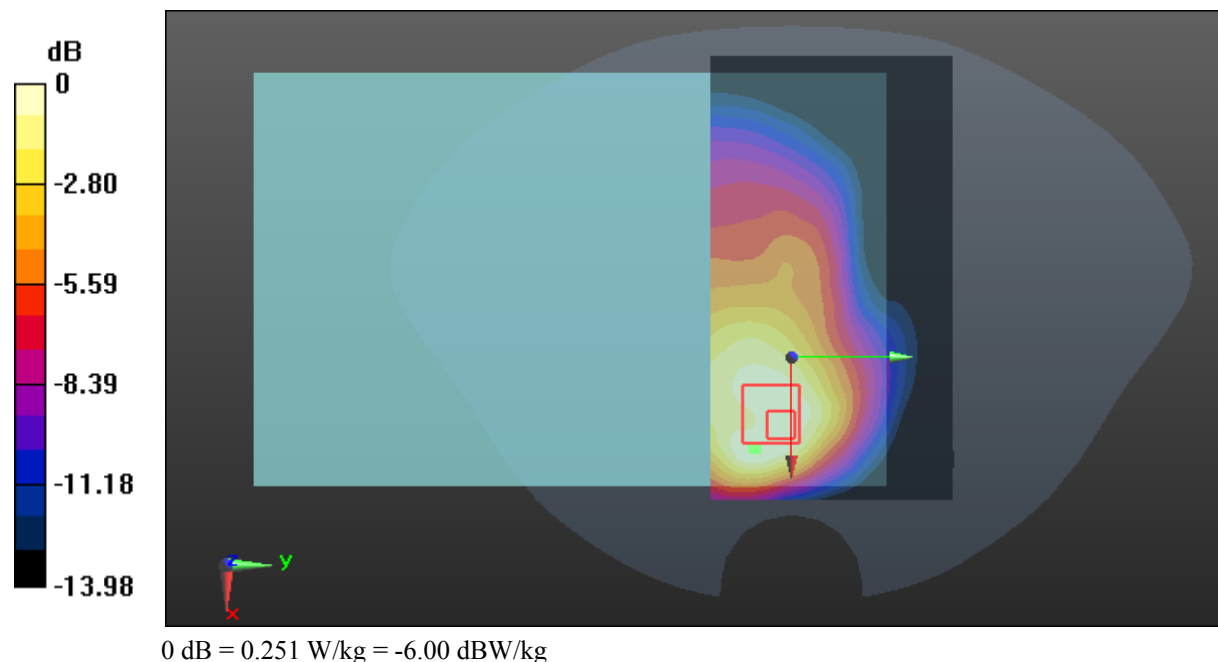
**Zoom Scan (6x6x7)/Cube 0:** Measurement grid: dx=8mm, dy=8mm, dz=5mm

Reference Value = 10.19 V/m; Power Drift = 0.03 dB

Peak SAR (extrapolated) = 0.307 W/kg

**SAR(1 g) = 0.181 W/kg; SAR(10 g) = 0.120 W/kg**

Maximum value of SAR (measured) = 0.251 W/kg



**Test Plot 44#: WCDMA Band 5\_Body Right\_Middle****DUT: Intrinsically safe tablet PC; Type: IS910.1; Serial: 18052900321**

Communication System: Generic WCDMA; Frequency: 836.6 MHz; Duty Cycle: 1:1  
Medium parameters used:  $f = 836.6$  MHz;  $\sigma = 0.961$  S/m;  $\epsilon_r = 56.996$ ;  $\rho = 1000$  kg/m<sup>3</sup> ;  
Phantom section: Flat Section

DASY5 Configuration:

- Probe: EX3DV4 - SN7431; ConvF(10.11, 10.11, 10.11); Calibrated: 2017/9/30;
- Sensor-Surface: 1.4mm (Mechanical Surface Detection)
- Electronics: DAE4 Sn772; Calibrated: 2017/10/9
- Phantom: Twin SAM; Type: Twin SAM V5.0; Serial: 1412
- Measurement SW: DASY52, Version 52.8 (8);

**Area Scan (41x81x1):** Interpolated grid: dx=1.500 mm, dy=1.500 mm

Maximum value of SAR (interpolated) = 0.144 W/kg

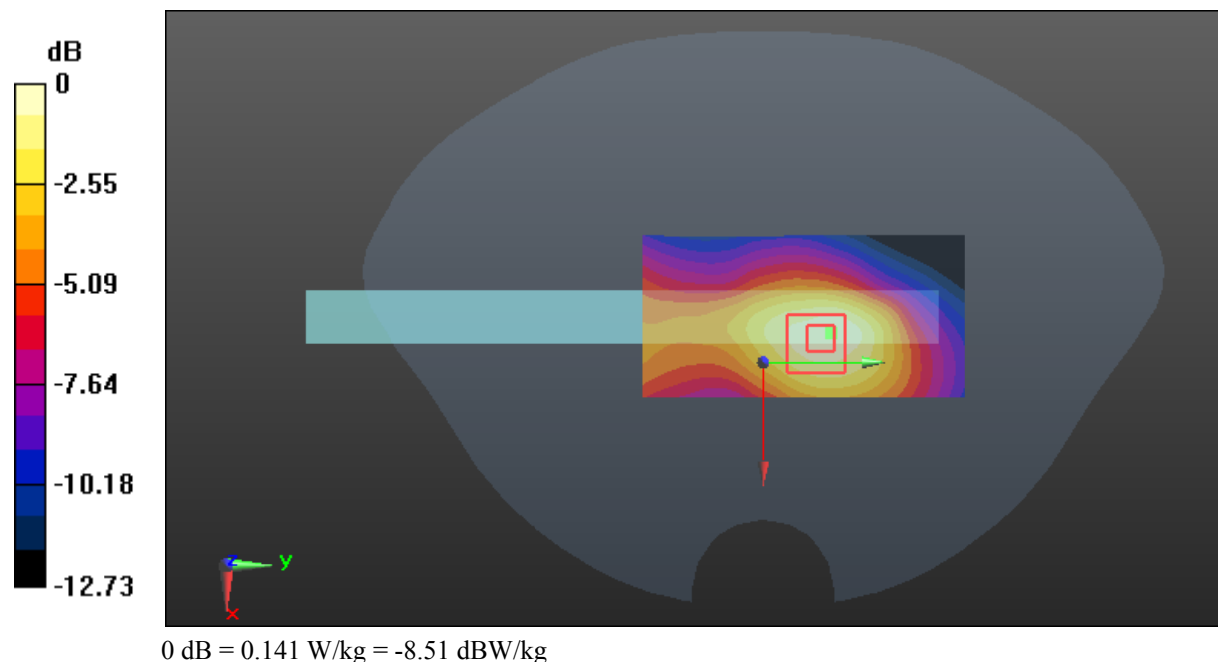
**Zoom Scan (6x6x7)/Cube 0:** Measurement grid: dx=8mm, dy=8mm, dz=5mm

Reference Value = 9.672 V/m; Power Drift = -0.08 dB

Peak SAR (extrapolated) = 0.191 W/kg

**SAR(1 g) = 0.105 W/kg; SAR(10 g) = 0.069 W/kg**

Maximum value of SAR (measured) = 0.141 W/kg



**Test Plot 45#: WCDMA Band 5\_Body Bottom\_Low****DUT: Intrinsically safe tablet PC; Type: IS910.1; Serial: 18052900321**

Communication System: Generic WCDMA; Frequency: 826.4 MHz; Duty Cycle: 1:1  
Medium parameters used:  $f = 826.4$  MHz;  $\sigma = 0.953$  S/m;  $\epsilon_r = 57.376$ ;  $\rho = 1000$  kg/m<sup>3</sup> ;  
Phantom section: Flat Section

DASY5 Configuration:

- Probe: EX3DV4 - SN7431; ConvF(10.11, 10.11, 10.11); Calibrated: 2017/9/30;
- Sensor-Surface: 1.4mm (Mechanical Surface Detection)
- Electronics: DAE4 Sn772; Calibrated: 2017/10/9
- Phantom: Twin SAM; Type: Twin SAM V5.0; Serial: 1412
- Measurement SW: DASY52, Version 52.8 (8);

**Area Scan (111x41x1):** Interpolated grid: dx=1.500 mm, dy=1.500 mm

Maximum value of SAR (interpolated) = 0.347 W/kg

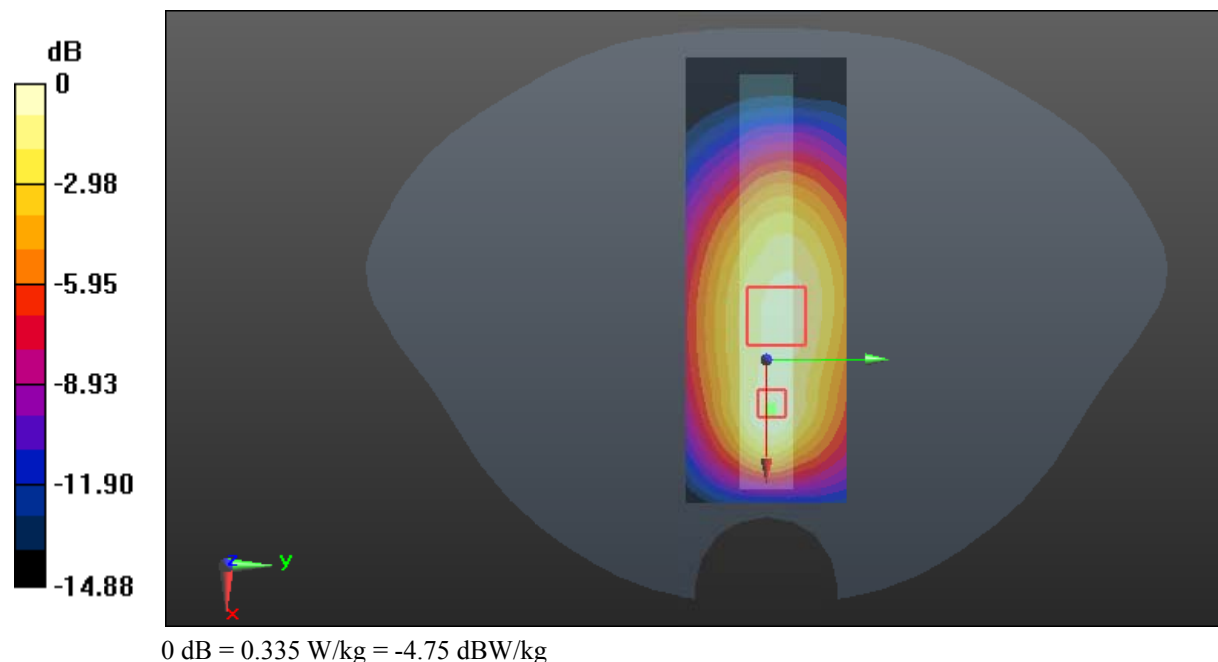
**Zoom Scan (9x6x7)/Cube 0:** Measurement grid: dx=8mm, dy=8mm, dz=5mm

Reference Value = 17.62 V/m; Power Drift = -0.08 dB

Peak SAR (extrapolated) = 0.397 W/kg

**SAR(1 g) = 0.231 W/kg; SAR(10 g) = 0.162 W/kg**

Maximum value of SAR (measured) = 0.335 W/kg



**Test Plot 46#: WCDMA Band 5\_Body Bottom\_Middle****DUT: Intrinsically safe tablet PC; Type: IS910.1; Serial: 18052900321**

Communication System: Generic WCDMA; Frequency: 836.6 MHz; Duty Cycle: 1:1  
Medium parameters used:  $f = 836.6$  MHz;  $\sigma = 0.961$  S/m;  $\epsilon_r = 56.996$ ;  $\rho = 1000$  kg/m<sup>3</sup> ;  
Phantom section: Flat Section

DASY5 Configuration:

- Probe: EX3DV4 - SN7431; ConvF(10.11, 10.11, 10.11); Calibrated: 2017/9/30;
- Sensor-Surface: 1.4mm (Mechanical Surface Detection)
- Electronics: DAE4 Sn772; Calibrated: 2017/10/9
- Phantom: Twin SAM; Type: Twin SAM V5.0; Serial: 1412
- Measurement SW: DASY52, Version 52.8 (8);

**Area Scan (111x41x1):** Interpolated grid: dx=1.500 mm, dy=1.500 mm

Maximum value of SAR (interpolated) = 0.298 W/kg

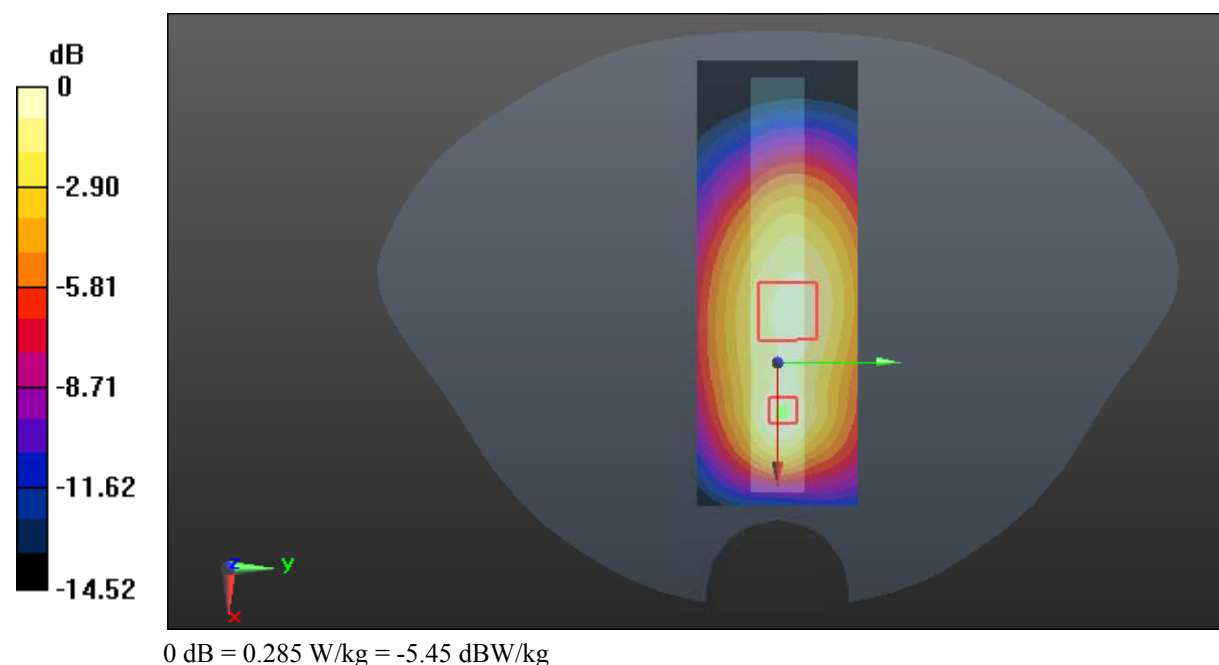
**Zoom Scan (10x6x7)/Cube 0:** Measurement grid: dx=8mm, dy=8mm, dz=5mm

Reference Value = 16.18 V/m; Power Drift = -0.13 dB

Peak SAR (extrapolated) = 0.338 W/kg

**SAR(1 g) = 0.195 W/kg; SAR(10 g) = 0.138 W/kg**

Maximum value of SAR (measured) = 0.285 W/kg



**Test Plot 47#: WCDMA Band 5\_Body Bottom\_High****DUT: Intrinsically safe tablet PC; Type: IS910.1; Serial: 18052900321**

Communication System: Generic WCDMA; Frequency: 846.6 MHz; Duty Cycle: 1:1  
Medium parameters used:  $f = 846.6$  MHz;  $\sigma = 0.963$  S/m;  $\epsilon_r = 56.877$ ;  $\rho = 1000$  kg/m<sup>3</sup> ;  
Phantom section: Flat Section

DASY5 Configuration:

- Probe: EX3DV4 - SN7431; ConvF(10.11, 10.11, 10.11); Calibrated: 2017/9/30;
- Sensor-Surface: 1.4mm (Mechanical Surface Detection)
- Electronics: DAE4 Sn772; Calibrated: 2017/10/9
- Phantom: Twin SAM; Type: Twin SAM V5.0; Serial: 1412
- Measurement SW: DASY52, Version 52.8 (8);

**Area Scan (111x41x1):** Interpolated grid: dx=1.500 mm, dy=1.500 mm

Maximum value of SAR (interpolated) = 0.247 W/kg

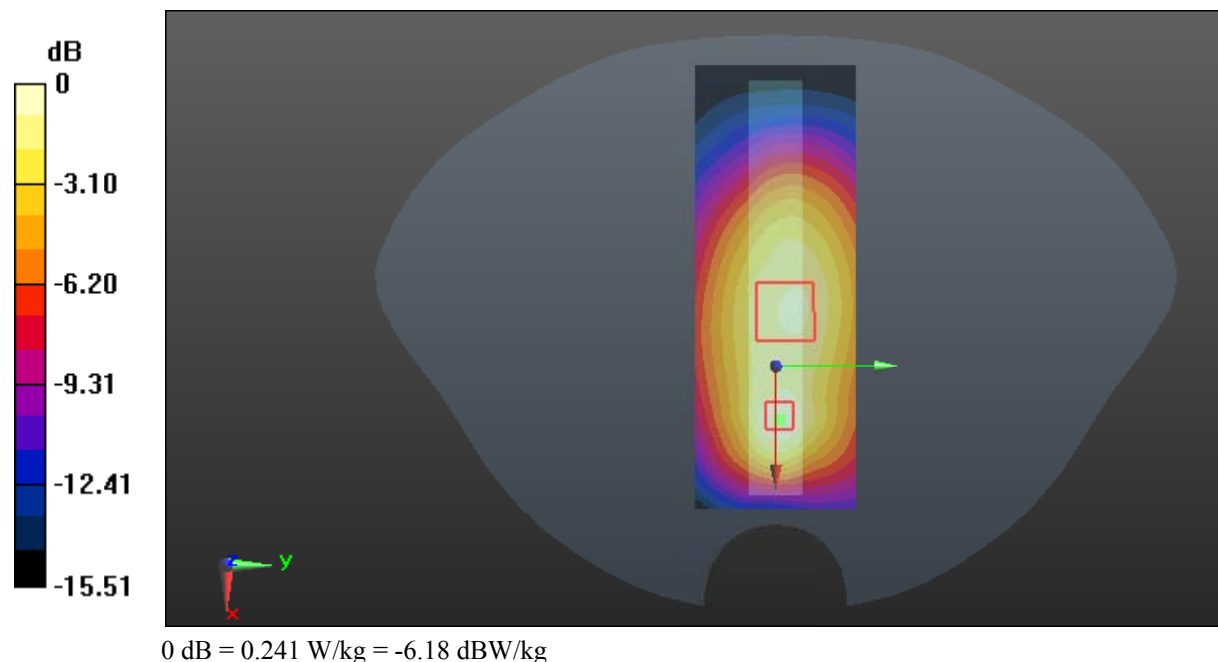
**Zoom Scan (10x5x7)/Cube 0:** Measurement grid: dx=8mm, dy=8mm, dz=5mm

Reference Value = 14.51 V/m; Power Drift = -0.07 dB

Peak SAR (extrapolated) = 0.286 W/kg

**SAR(1 g) = 0.162 W/kg; SAR(10 g) = 0.110 W/kg**

Maximum value of SAR (measured) = 0.241 W/kg



**Test Plot 48#: WCDMA Band 5\_Body Bottom\_Low****DUT: Rugged Tablet Computer; Type: RG910; Serial: 18052900322**

Communication System: Generic WCDMA; Frequency: 826.4 MHz; Duty Cycle: 1:1  
Medium parameters used:  $f = 826.4$  MHz;  $\sigma = 0.953$  S/m;  $\epsilon_r = 57.376$ ;  $\rho = 1000$  kg/m<sup>3</sup> ;  
Phantom section: Flat Section

DASY5 Configuration:

- Probe: EX3DV4 - SN7431; ConvF(10.11, 10.11, 10.11); Calibrated: 2017/9/30;
- Sensor-Surface: 1.4mm (Mechanical Surface Detection)
- Electronics: DAE4 Sn772; Calibrated: 2017/10/9
- Phantom: Twin SAM; Type: Twin SAM V5.0; Serial: 1412
- Measurement SW: DASY52, Version 52.8 (8);

**Area Scan (111x41x1):** Interpolated grid: dx=1.500 mm, dy=1.500 mm

Maximum value of SAR (interpolated) = 0.303 W/kg

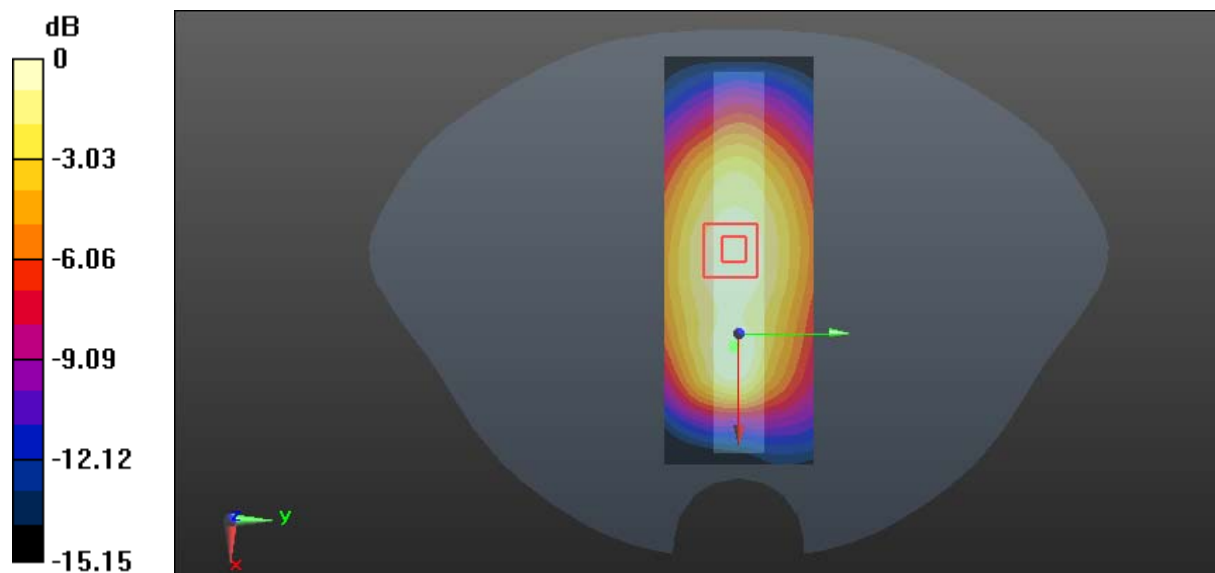
**Zoom Scan (10x6x7)/Cube 0:** Measurement grid: dx=8mm, dy=8mm, dz=5mm

Reference Value = 16.82 V/m; Power Drift = -0.03 dB

Peak SAR (extrapolated) = 0.373 W/kg

**SAR(1 g) = 0.217 W/kg; SAR(10 g) = 0.156 W/kg**

Maximum value of SAR (measured) = 0.297 W/kg



0 dB = 0.297 W/kg = -5.27 dBW/kg



**Test Plot 49#: LTE Band 7\_Body Back\_Low\_1RB****DUT: Intrinsically safe tablet PC; Type: IS910.1; Serial: 18052900321**

Communication System: Generic FDD-LTE; Frequency: 2510 MHz; Duty Cycle: 1:1  
Medium parameters used:  $f = 2510$  MHz;  $\sigma = 1.995$  S/m;  $\epsilon_r = 53.677$ ;  $\rho = 1000$  kg/m<sup>3</sup> ;  
Phantom section: Flat Section

DASY5 Configuration:

- Probe: EX3DV4 - SN7431; ConvF(7.62, 7.62, 7.62); Calibrated: 2017/9/30;
- Sensor-Surface: 1.4mm (Mechanical Surface Detection)
- Electronics: DAE4 Sn772; Calibrated: 2017/10/9
- Phantom: Twin SAM; Type: Twin SAM V5.0; Serial: 1412
- Measurement SW: DASY52, Version 52.8 (8);

**Area Scan (141x81x1):** Interpolated grid: dx=1.200 mm, dy=1.200 mm

Maximum value of SAR (interpolated) = 0.767 W/kg

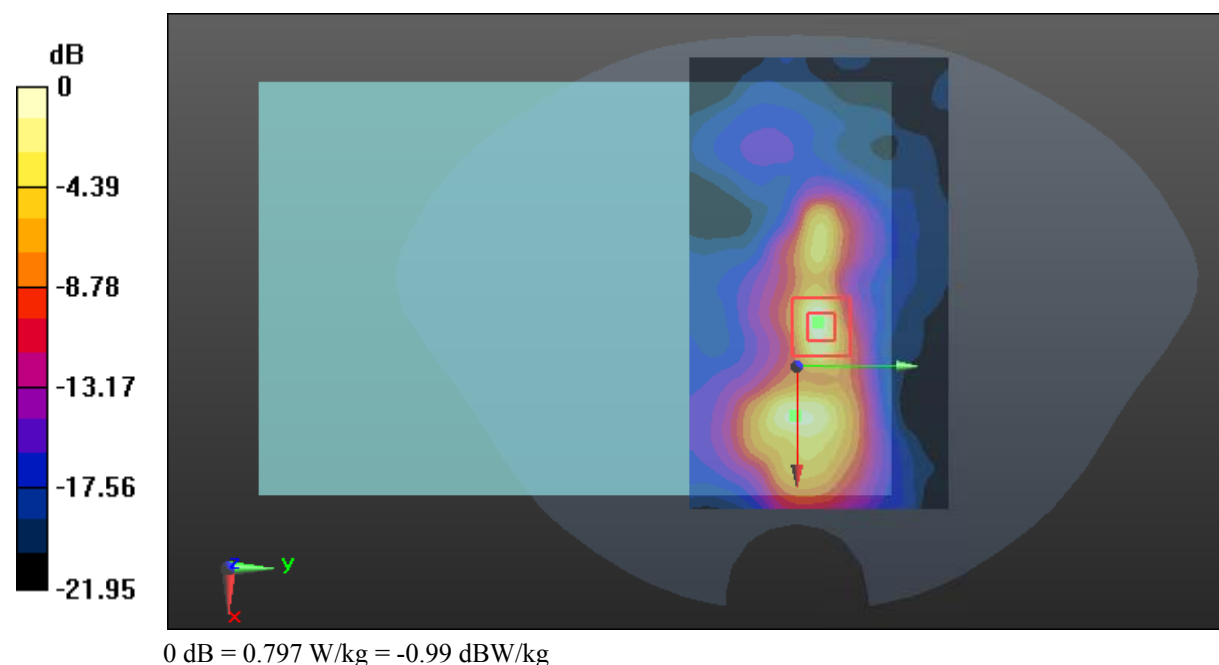
**Zoom Scan (5x5x7)/Cube 0:** Measurement grid: dx=8mm, dy=8mm, dz=5mm

Reference Value = 9.344 V/m; Power Drift = -0.09 dB

Peak SAR (extrapolated) = 0.963 W/kg

**SAR(1 g) = 0.358 W/kg; SAR(10 g) = 0.129 W/kg**

Maximum value of SAR (measured) = 0.797 W/kg



**Test Plot 50#: LTE Band 7\_Body Back\_Middle\_1RB****DUT: Intrinsically safe tablet PC; Type: IS910.1; Serial: 18052900321**

Communication System: Generic FDD-LTE; Frequency: 2535 MHz; Duty Cycle: 1:1  
Medium parameters used:  $f = 2535$  MHz;  $\sigma = 2.058$  S/m;  $\epsilon_r = 53.526$ ;  $\rho = 1000$  kg/m<sup>3</sup> ;  
Phantom section: Flat Section

DASY5 Configuration:

- Probe: EX3DV4 - SN7431; ConvF(7.62, 7.62, 7.62); Calibrated: 2017/9/30;
- Sensor-Surface: 1.4mm (Mechanical Surface Detection)
- Electronics: DAE4 Sn772; Calibrated: 2017/10/9
- Phantom: Twin SAM; Type: Twin SAM V5.0; Serial: 1412
- Measurement SW: DASY52, Version 52.8 (8);

**Area Scan (141x81x1):** Interpolated grid: dx=1.200 mm, dy=1.200 mm

Maximum value of SAR (interpolated) = 0.695 W/kg

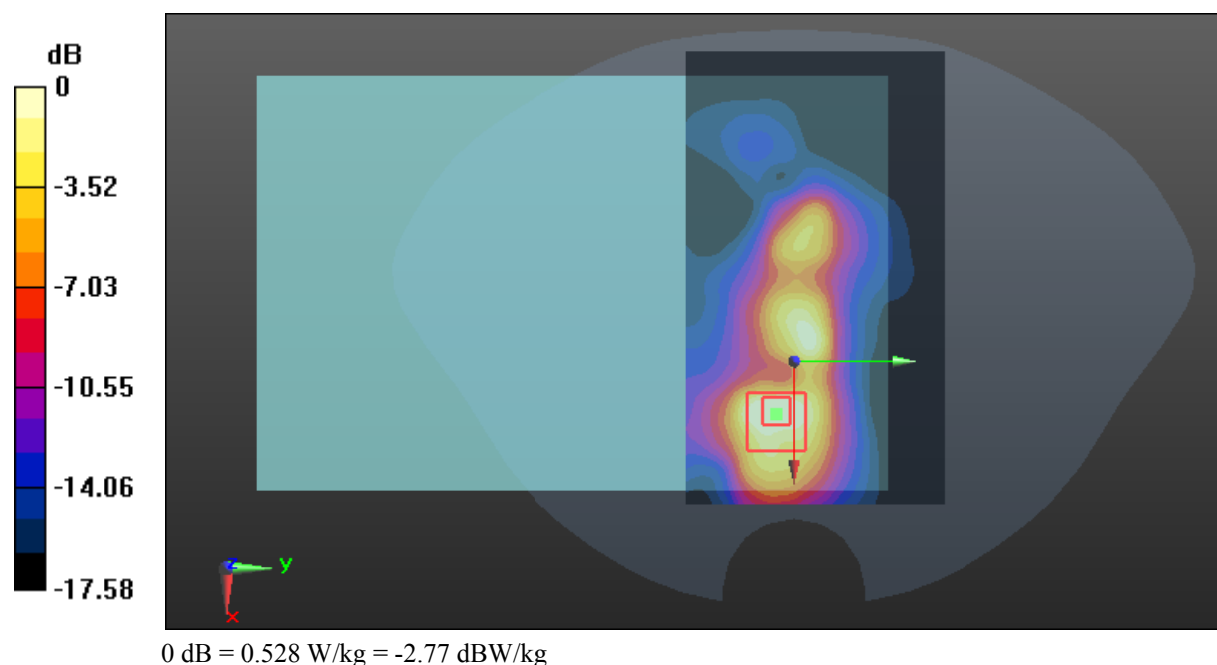
**Zoom Scan (5x5x7)/Cube 0:** Measurement grid: dx=8mm, dy=8mm, dz=5mm

Reference Value = 19.00 V/m; Power Drift = 0.03 dB

Peak SAR (extrapolated) = 0.669 W/kg

**SAR(1 g) = 0.307 W/kg; SAR(10 g) = 0.149 W/kg**

Maximum value of SAR (measured) = 0.528 W/kg



**Test Plot 51#: LTE Band 7\_Body Back\_High\_1RB****DUT: Intrinsically safe tablet PC; Type: IS910.1; Serial: 18052900321**

Communication System: Generic FDD-LTE; Frequency: 2560 MHz; Duty Cycle: 1:1  
Medium parameters used:  $f = 2560$  MHz;  $\sigma = 2.122$  S/m;  $\epsilon_r = 53.54$ ;  $\rho = 1000$  kg/m<sup>3</sup> ;  
Phantom section: Flat Section

DASY5 Configuration:

- Probe: EX3DV4 - SN7431; ConvF(7.31, 7.31, 7.31); Calibrated: 2017/9/30;
- Sensor-Surface: 1.4mm (Mechanical Surface Detection)
- Electronics: DAE4 Sn772; Calibrated: 2017/10/9
- Phantom: Twin SAM; Type: Twin SAM V5.0; Serial: 1412
- Measurement SW: DASY52, Version 52.8 (8);

**Area Scan (141x81x1):** Interpolated grid: dx=1.200 mm, dy=1.200 mm

Maximum value of SAR (interpolated) = 0.623 W/kg

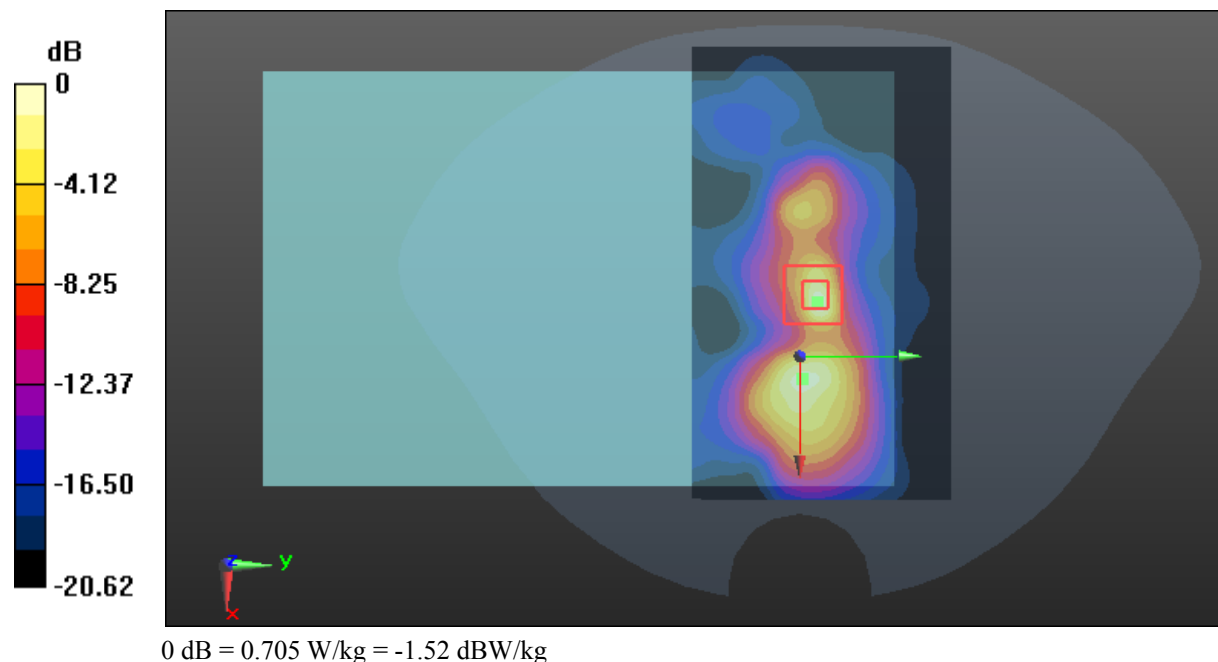
**Zoom Scan (5x5x7)/Cube 0:** Measurement grid: dx=8mm, dy=8mm, dz=5mm

Reference Value = 9.995 V/m; Power Drift = 0.16 dB

Peak SAR (extrapolated) = 0.875 W/kg

**SAR(1 g) = 0.304 W/kg; SAR(10 g) = 0.107 W/kg**

Maximum value of SAR (measured) = 0.705 W/kg



**Test Plot 52#: LTE Band 7\_Body Back\_Middle\_50%RB**

**DUT: Intrinsically safe tablet PC; Type: IS910.1; Serial: 18052900321**

Communication System: Generic FDD-LTE; Frequency: 2535 MHz; Duty Cycle: 1:1  
 Medium parameters used:  $f = 2535 \text{ MHz}$ ;  $\sigma = 2.058 \text{ S/m}$ ;  $\epsilon_r = 53.526$ ;  $\rho = 1000 \text{ kg/m}^3$  ;  
 Phantom section: Flat Section

DASY5 Configuration:

- Probe: EX3DV4 - SN7431; ConvF(7.62, 7.62, 7.62); Calibrated: 2017/9/30;
- Sensor-Surface: 1.4mm (Mechanical Surface Detection)
- Electronics: DAE4 Sn772; Calibrated: 2017/10/9
- Phantom: Twin SAM; Type: Twin SAM V5.0; Serial: 1412
- Measurement SW: DASY52, Version 52.8 (8);

**Area Scan (141x81x1):** Interpolated grid:  $dx=1.200 \text{ mm}$ ,  $dy=1.200 \text{ mm}$

Maximum value of SAR (interpolated) = 0.648 W/kg

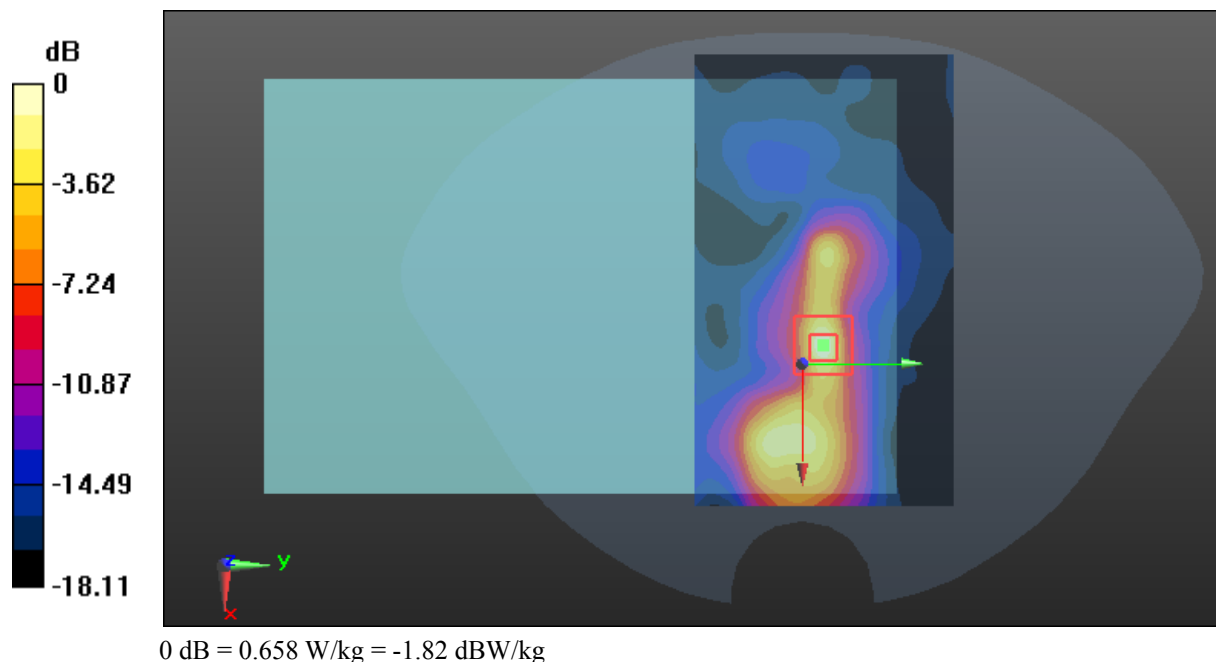
**Zoom Scan (5x5x7)/Cube 0:** Measurement grid:  $dx=8\text{mm}$ ,  $dy=8\text{mm}$ ,  $dz=5\text{mm}$

Reference Value = 8.427 V/m; Power Drift = -0.15 dB

Peak SAR (extrapolated) = 0.944 W/kg

**SAR(1 g) = 0.254 W/kg; SAR(10 g) = 0.087 W/kg**

Maximum value of SAR (measured) = 0.658 W/kg



**Test Plot 53#: LTE Band 7\_Body Back\_Low\_1RB****DUT: Rugged Tablet Computer; Type: RG910; Serial: 18052900322**

Communication System: Generic FDD-LTE; Frequency: 2510 MHz; Duty Cycle: 1:1  
Medium parameters used:  $f = 2510$  MHz;  $\sigma = 1.995$  S/m;  $\epsilon_r = 53.677$ ;  $\rho = 1000$  kg/m<sup>3</sup> ;  
Phantom section: Flat Section

DASY5 Configuration:

- Probe: EX3DV4 - SN7431; ConvF(7.62, 7.62, 7.62); Calibrated: 2017/9/30;
- Sensor-Surface: 1.4mm (Mechanical Surface Detection)
- Electronics: DAE4 Sn772; Calibrated: 2017/10/9
- Phantom: Twin SAM; Type: Twin SAM V5.0; Serial: 1412
- Measurement SW: DASY52, Version 52.8 (8);

**Area Scan (141x81x1):** Interpolated grid: dx=1.200 mm, dy=1.200 mm

Maximum value of SAR (interpolated) = 0.458 W/kg

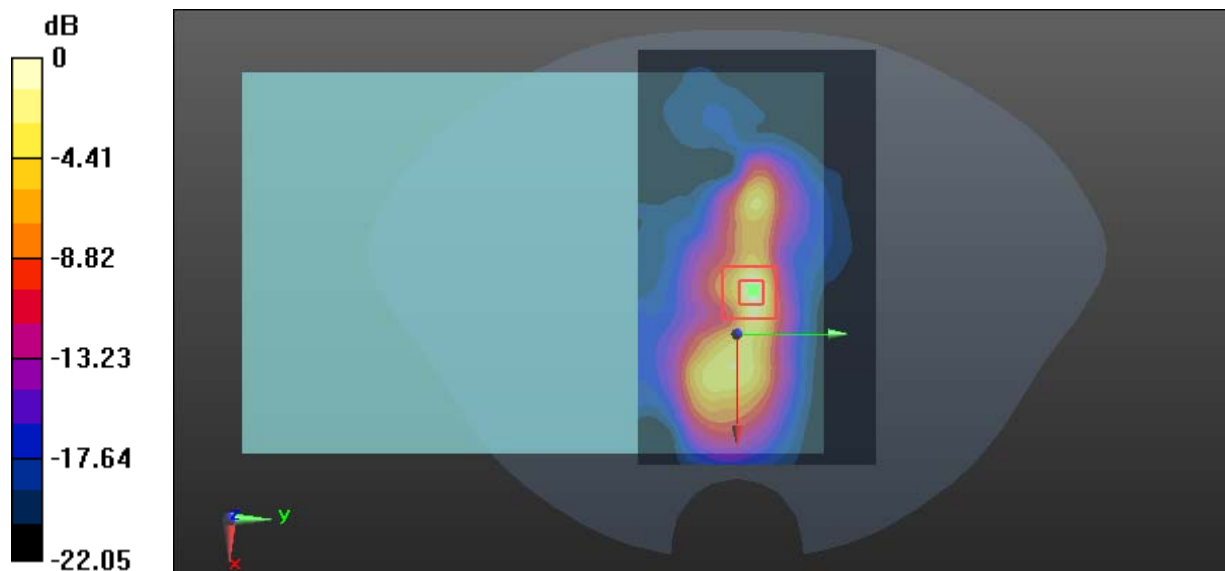
**Zoom Scan (5x5x7)/Cube 0:** Measurement grid: dx=8mm, dy=8mm, dz=5mm

Reference Value = 14.19 V/m; Power Drift = 0.06 dB

Peak SAR (extrapolated) = 0.687 W/kg

**SAR(1 g) = 0.268 W/kg; SAR(10 g) = 0.099 W/kg**

Maximum value of SAR (measured) = 0.533 W/kg



0 dB = 0.533 W/kg = -2.73 dBW/kg

**Test Plot 54#: LTE Band 7\_Body Right\_Middle\_1RB**

**DUT: Intrinsically safe tablet PC; Type: IS910.1; Serial: 18052900321**

Communication System: Generic FDD-LTE; Frequency: 2535 MHz; Duty Cycle: 1:1  
 Medium parameters used:  $f = 2535 \text{ MHz}$ ;  $\sigma = 2.058 \text{ S/m}$ ;  $\epsilon_r = 53.526$ ;  $\rho = 1000 \text{ kg/m}^3$  ;  
 Phantom section: Flat Section

DASY5 Configuration:

- Probe: EX3DV4 - SN7431; ConvF(7.62, 7.62, 7.62); Calibrated: 2017/9/30;
- Sensor-Surface: 1.4mm (Mechanical Surface Detection)
- Electronics: DAE4 Sn772; Calibrated: 2017/10/9
- Phantom: Twin SAM; Type: Twin SAM V5.0; Serial: 1412
- Measurement SW: DASY52, Version 52.8 (8);

**Area Scan (61x101x1):** Interpolated grid:  $dx=1.200 \text{ mm}$ ,  $dy=1.200 \text{ mm}$

Maximum value of SAR (interpolated) = 0.527 W/kg

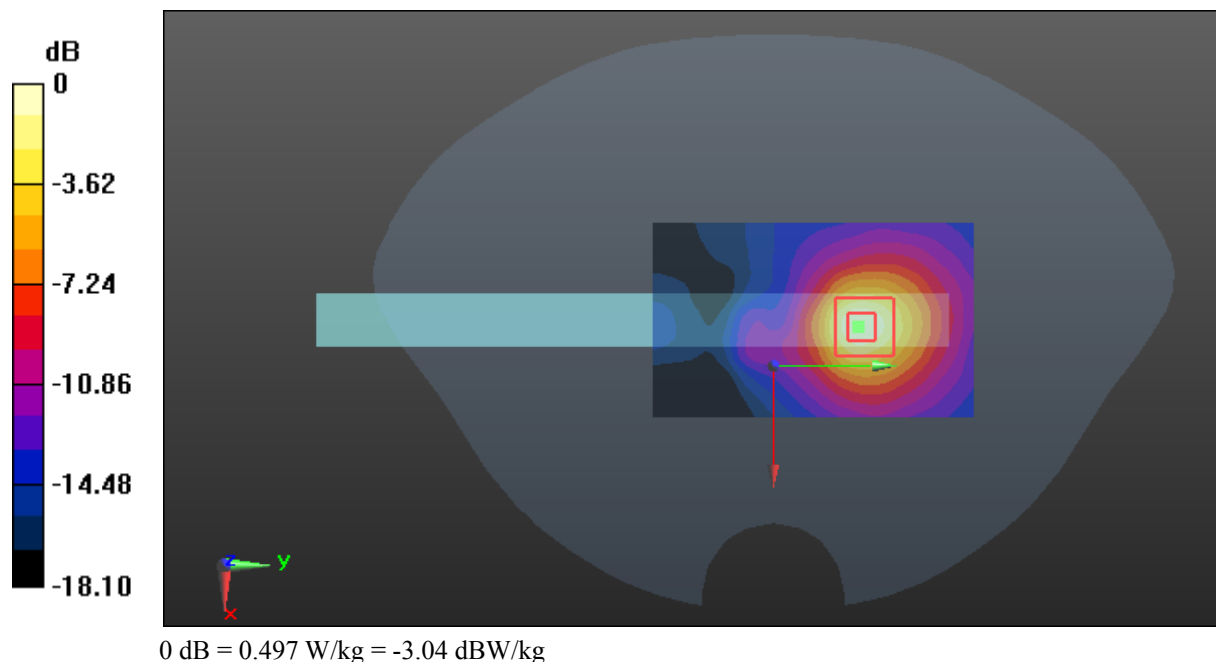
**Zoom Scan (5x5x7)/Cube 0:** Measurement grid:  $dx=8\text{mm}$ ,  $dy=8\text{mm}$ ,  $dz=5\text{mm}$

Reference Value = 4.115 V/m; Power Drift = 0.07 dB

Peak SAR (extrapolated) = 0.620 W/kg

**SAR(1 g) = 0.301 W/kg; SAR(10 g) = 0.143 W/kg**

Maximum value of SAR (measured) = 0.497 W/kg



**Test Plot 55#: LTE Band 7\_Body Right\_Middle\_50%RB****DUT: Intrinsically safe tablet PC; Type: IS910.1; Serial: 18052900321**

Communication System: Generic FDD-LTE; Frequency: 2535 MHz; Duty Cycle: 1:1  
Medium parameters used:  $f = 2535$  MHz;  $\sigma = 2.058$  S/m;  $\epsilon_r = 53.526$ ;  $\rho = 1000$  kg/m<sup>3</sup> ;  
Phantom section: Flat Section

DASY5 Configuration:

- Probe: EX3DV4 - SN7431; ConvF(7.62, 7.62, 7.62); Calibrated: 2017/9/30;
- Sensor-Surface: 1.4mm (Mechanical Surface Detection)
- Electronics: DAE4 Sn772; Calibrated: 2017/10/9
- Phantom: Twin SAM; Type: Twin SAM V5.0; Serial: 1412
- Measurement SW: DASY52, Version 52.8 (8);

**Area Scan (61x101x1):** Interpolated grid: dx=1.200 mm, dy=1.200 mm

Maximum value of SAR (interpolated) = 0.404 W/kg

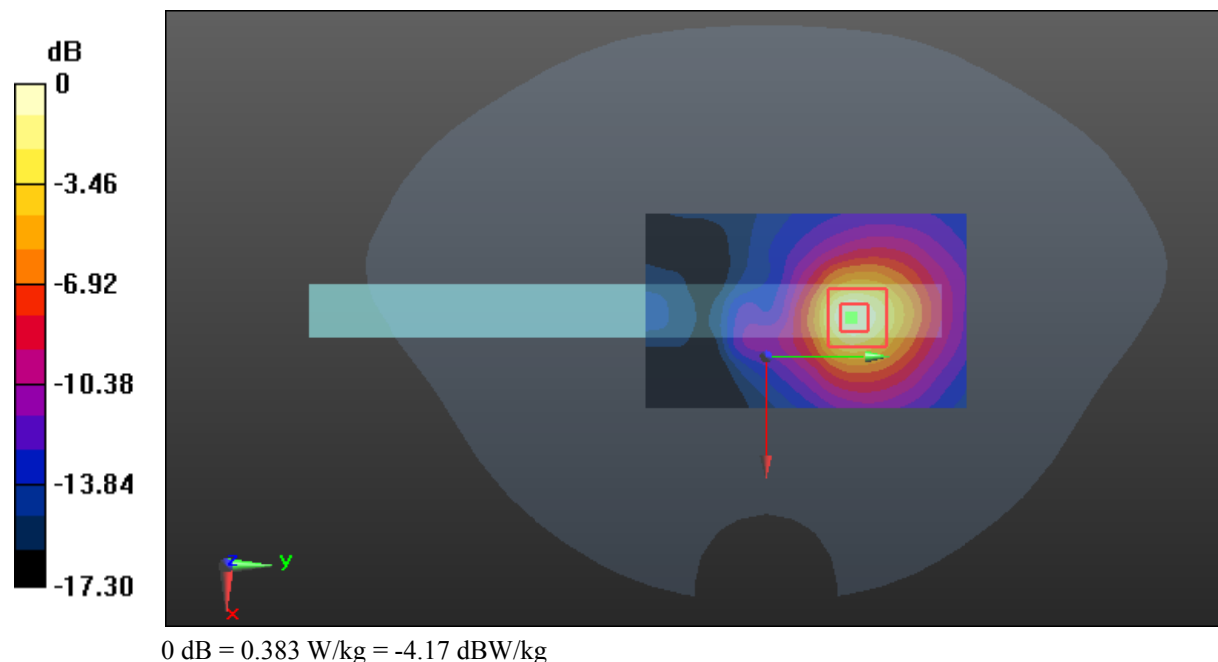
**Zoom Scan (5x5x7)/Cube 0:** Measurement grid: dx=8mm, dy=8mm, dz=5mm

Reference Value = 3.653 V/m; Power Drift = -0.14 dB

Peak SAR (extrapolated) = 0.479 W/kg

**SAR(1 g) = 0.233 W/kg; SAR(10 g) = 0.111 W/kg**

Maximum value of SAR (measured) = 0.383 W/kg



**Test Plot 56#: LTE Band 7\_Body Bottom\_Middle\_1RB****DUT: Intrinsically safe tablet PC; Type: IS910.1; Serial: 18052900321**

Communication System: Generic FDD-LTE; Frequency: 2535 MHz; Duty Cycle: 1:1  
Medium parameters used:  $f = 2535$  MHz;  $\sigma = 2.058$  S/m;  $\epsilon_r = 53.526$ ;  $\rho = 1000$  kg/m<sup>3</sup> ;  
Phantom section: Flat Section

DASY5 Configuration:

- Probe: EX3DV4 - SN7431; ConvF(7.62, 7.62, 7.62); Calibrated: 2017/9/30;
- Sensor-Surface: 1.4mm (Mechanical Surface Detection)
- Electronics: DAE4 Sn772; Calibrated: 2017/10/9
- Phantom: Twin SAM; Type: Twin SAM V5.0; Serial: 1412
- Measurement SW: DASY52, Version 52.8 (8);

**Area Scan (141x51x1):** Interpolated grid: dx=1.200 mm, dy=1.200 mm

Maximum value of SAR (interpolated) = 0.335 W/kg

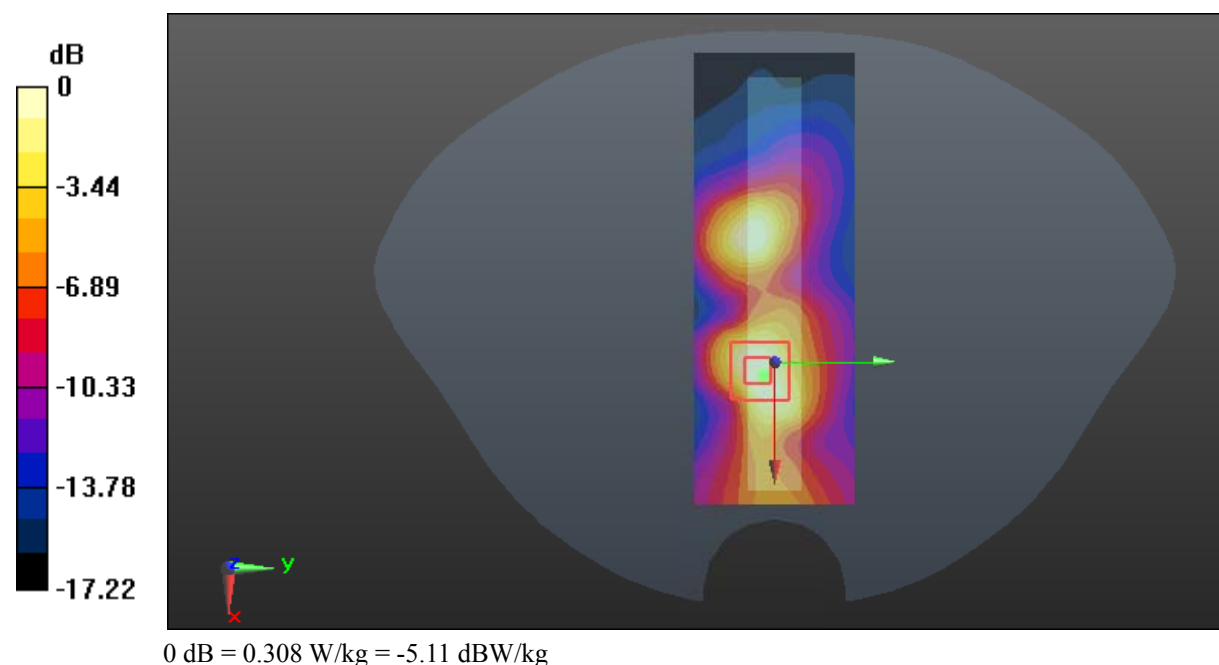
**Zoom Scan (5x5x7)/Cube 0:** Measurement grid: dx=8mm, dy=8mm, dz=5mm

Reference Value = 7.316 V/m; Power Drift = -0.07 dB

Peak SAR (extrapolated) = 0.389 W/kg

**SAR(1 g) = 0.200 W/kg; SAR(10 g) = 0.096 W/kg**

Maximum value of SAR (measured) = 0.308 W/kg





**Test Plot 57#: LTE Band 7\_Body Bottom\_Middle\_50%RB****DUT: Intrinsically safe tablet PC; Type: IS910.1; Serial: 18052900321**

Communication System: Generic FDD-LTE; Frequency: 2535 MHz; Duty Cycle: 1:1  
Medium parameters used:  $f = 2535$  MHz;  $\sigma = 2.058$  S/m;  $\epsilon_r = 53.526$ ;  $\rho = 1000$  kg/m<sup>3</sup> ;  
Phantom section: Flat Section

DASY5 Configuration:

- Probe: EX3DV4 - SN7431; ConvF(7.62, 7.62, 7.62); Calibrated: 2017/9/30;
- Sensor-Surface: 1.4mm (Mechanical Surface Detection)
- Electronics: DAE4 Sn772; Calibrated: 2017/10/9
- Phantom: Twin SAM; Type: Twin SAM V5.0; Serial: 1412
- Measurement SW: DASY52, Version 52.8 (8);

**Area Scan (141x51x1):** Interpolated grid: dx=1.200 mm, dy=1.200 mm

Maximum value of SAR (interpolated) = 0.272 W/kg

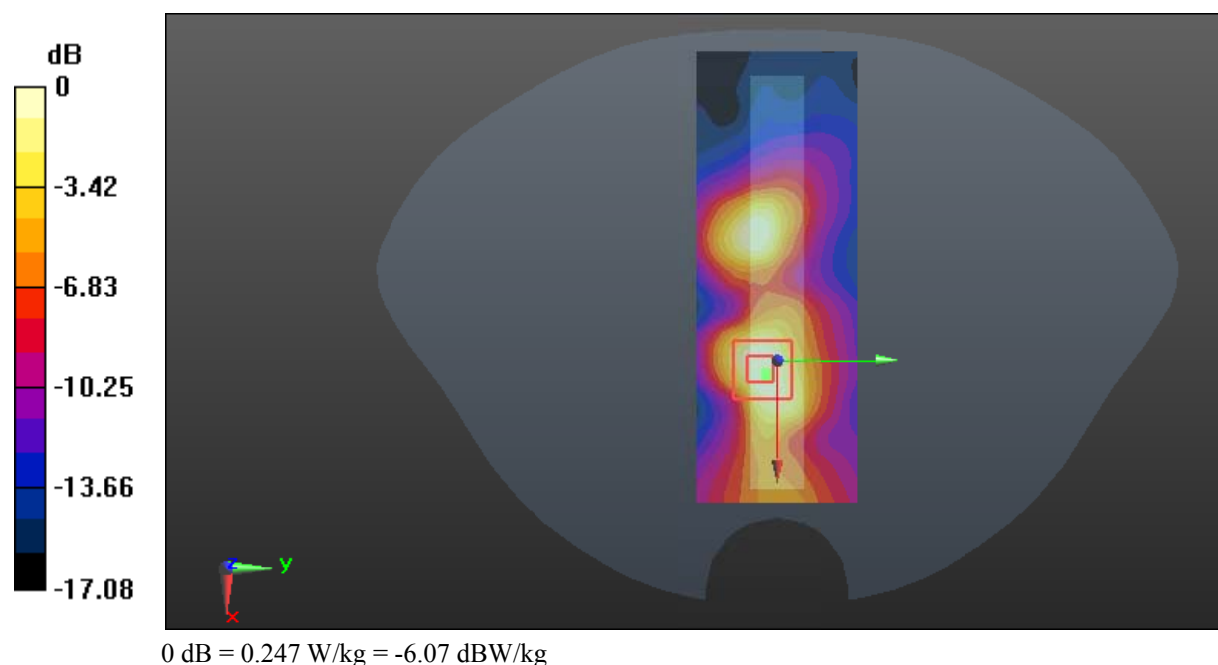
**Zoom Scan (5x5x7)/Cube 0:** Measurement grid: dx=8mm, dy=8mm, dz=5mm

Reference Value = 6.684 V/m; Power Drift = -0.08 dB

Peak SAR (extrapolated) = 0.318 W/kg

**SAR(1 g) = 0.162 W/kg; SAR(10 g) = 0.078 W/kg**

Maximum value of SAR (measured) = 0.247 W/kg



**Test Plot 58#: LTE Band 41\_Body Back\_Low\_1RB**

**DUT: Intrinsically safe tablet PC; Type: IS910.1; Serial: 18052900321**

Communication System: Generic TDD-LTE; Frequency: 2565 MHz; Duty Cycle: 1:1.58  
 Medium parameters used:  $f = 2565$  MHz;  $\sigma = 2.136$  S/m;  $\epsilon_r = 53.368$ ;  $\rho = 1000$  kg/m<sup>3</sup> ;  
 Phantom section: Flat Section

DASY5 Configuration:

- Probe: EX3DV4 - SN7431; ConvF(7.62, 7.62, 7.62); Calibrated: 2017/9/30;
- Sensor-Surface: 1.4mm (Mechanical Surface Detection)
- Electronics: DAE4 Sn772; Calibrated: 2017/10/9
- Phantom: Twin SAM; Type: Twin SAM V5.0; Serial: 1412
- Measurement SW: DASY52, Version 52.8 (8);

**Area Scan (141x81x1):** Interpolated grid: dx=1.200 mm, dy=1.200 mm

Maximum value of SAR (interpolated) = 0.294 W/kg

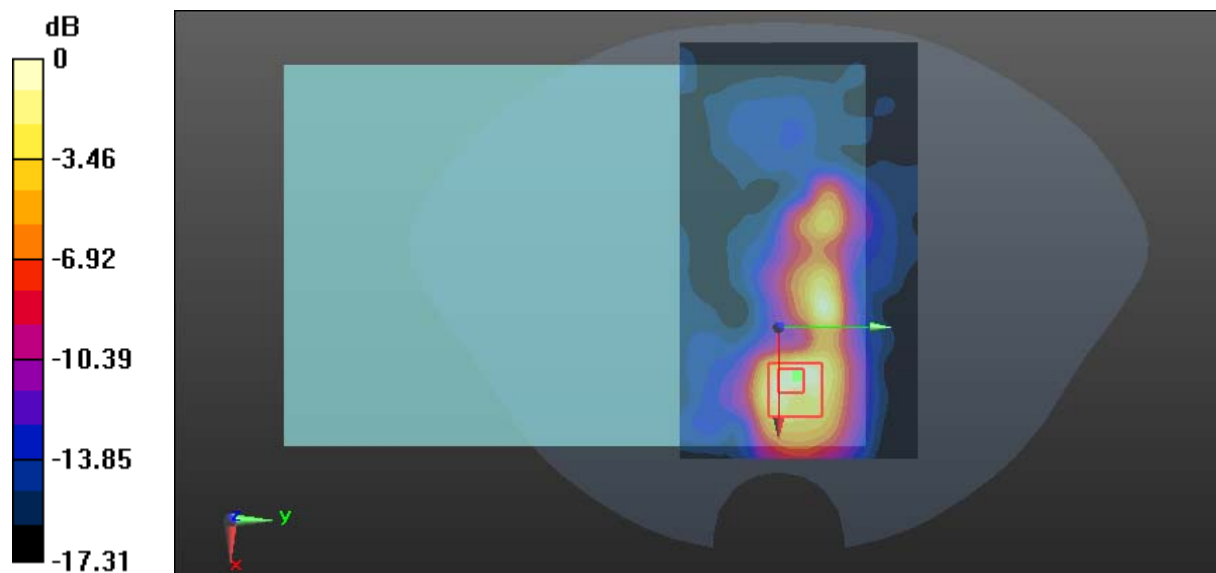
**Zoom Scan (6x6x7)/Cube 0:** Measurement grid: dx=8mm, dy=8mm, dz=5mm

Reference Value = 4.136 V/m; Power Drift = 0.17 dB

Peak SAR (extrapolated) = 0.363 W/kg

**SAR(1 g) = 0.156 W/kg; SAR(10 g) = 0.076 W/kg**

Maximum value of SAR (measured) = 0.281 W/kg



0 dB = 0.281 W/kg = -5.51 dBW/kg

**Test Plot 59#: LTE Band 41\_Body Back\_Mid\_1RB**

**DUT: Intrinsically safe tablet PC; Type: IS910.1; Serial: 18052900321**

Communication System: Generic TDD-LTE; Frequency: 2605 MHz; Duty Cycle: 1:1.58  
 Medium parameters used:  $f = 2605$  MHz;  $\sigma = 2.145$  S/m;  $\epsilon_r = 53.352$ ;  $\rho = 1000$  kg/m<sup>3</sup> ;  
 Phantom section: Flat Section

DASY5 Configuration:

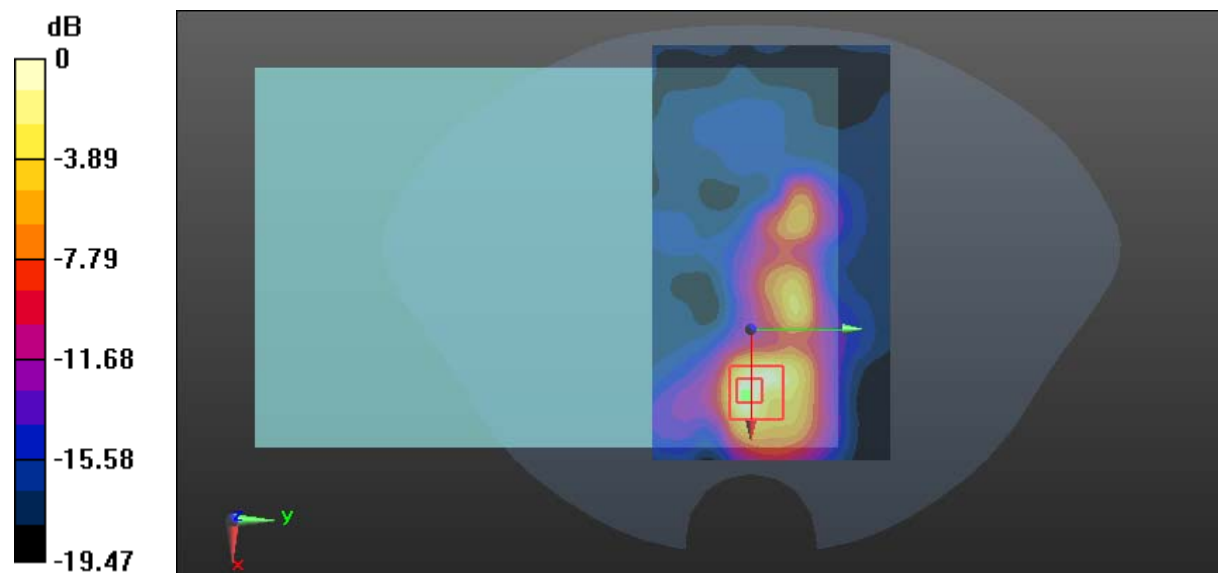
- Probe: EX3DV4 - SN7431; ConvF(7.62, 7.62, 7.62); Calibrated: 2017/9/30;
- Sensor-Surface: 1.4mm (Mechanical Surface Detection)
- Electronics: DAE4 Sn772; Calibrated: 2017/10/9
- Phantom: Twin SAM; Type: Twin SAM V5.0; Serial: 1412
- Measurement SW: DASY52, Version 52.8 (8);

**Area Scan (141x81x1):** Interpolated grid: dx=1.200 mm, dy=1.200 mm  
 Maximum value of SAR (interpolated) = 0.466 W/kg

**Zoom Scan (5x5x7)/Cube 0:** Measurement grid: dx=8mm, dy=8mm, dz=5mm  
 Reference Value = 4.256 V/m; Power Drift = 0.07 dB  
 Peak SAR (extrapolated) = 0.562 W/kg

**SAR(1 g) = 0.238 W/kg; SAR(10 g) = 0.105 W/kg**

Maximum value of SAR (measured) = 0.442 W/kg



0 dB = 0.442 W/kg = -3.55 dBW/kg

**Test Plot 60#: LTE Band 41\_Body Back\_High\_1RB****DUT: Intrinsically safe tablet PC; Type: IS910.1; Serial: 18052900321**

Communication System: Generic TDD-LTE; Frequency: 2645 MHz; Duty Cycle: 1:1.58  
Medium parameters used:  $f = 2645$  MHz;  $\sigma = 2.165$  S/m;  $\epsilon_r = 53.324$ ;  $\rho = 1000$  kg/m<sup>3</sup> ;  
Phantom section: Flat Section

DASY5 Configuration:

- Probe: EX3DV4 - SN7431; ConvF(7.31, 7.31, 7.31); Calibrated: 2017/9/30;
- Sensor-Surface: 1.4mm (Mechanical Surface Detection)
- Electronics: DAE4 Sn772; Calibrated: 2017/10/9
- Phantom: Twin SAM; Type: Twin SAM V5.0; Serial: 1412
- Measurement SW: DASY52, Version 52.8 (8);

**Area Scan (141x81x1):** Interpolated grid: dx=1.200 mm, dy=1.200 mm

Maximum value of SAR (interpolated) = 0.309 W/kg

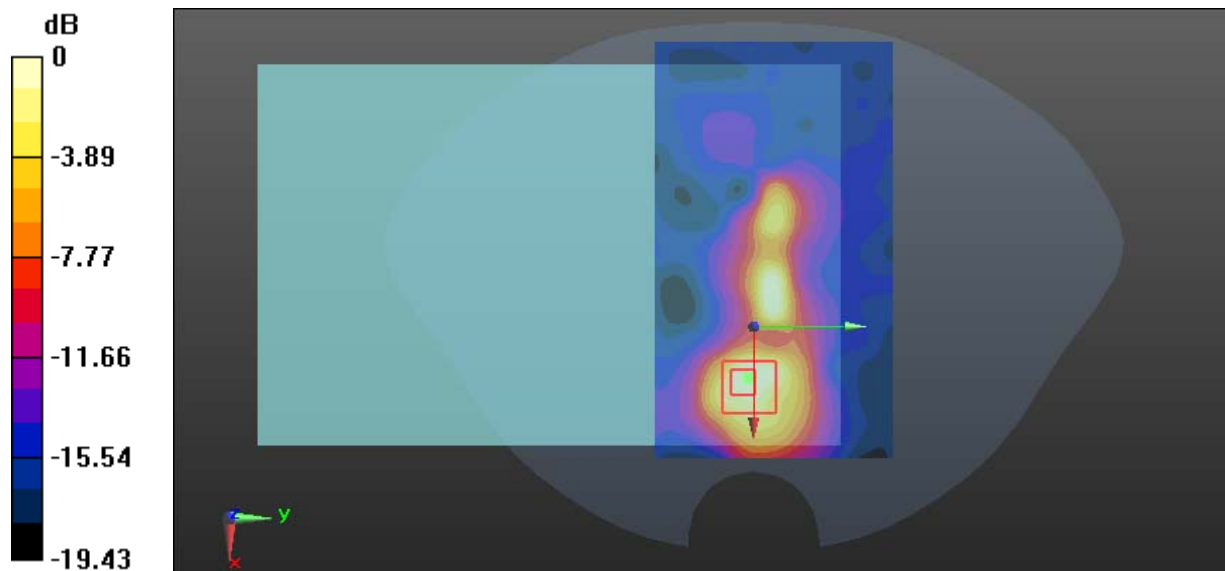
**Zoom Scan (5x5x7)/Cube 0:** Measurement grid: dx=8mm, dy=8mm, dz=5mm

Reference Value = 5.778 V/m; Power Drift = 0.14 dB

Peak SAR (extrapolated) = 0.333 W/kg

**SAR(1 g) = 0.152 W/kg; SAR(10 g) = 0.073 W/kg**

Maximum value of SAR (measured) = 0.256 W/kg



0 dB = 0.256 W/kg = -5.92 dBW/kg

**Test Plot 61#: LTE Band 41\_Body Back\_Mid\_50%RB**

**DUT: Intrinsically safe tablet PC; Type: IS910.1; Serial: 18052900321**

Communication System: Generic TDD-LTE; Frequency: 2605 MHz; Duty Cycle: 1:1.58  
 Medium parameters used:  $f = 2605$  MHz;  $\sigma = 2.145$  S/m;  $\epsilon_r = 53.352$ ;  $\rho = 1000$  kg/m<sup>3</sup> ;  
 Phantom section: Flat Section

DASY5 Configuration:

- Probe: EX3DV4 - SN7431; ConvF(7.62, 7.62, 7.62); Calibrated: 2017/9/30;
- Sensor-Surface: 1.4mm (Mechanical Surface Detection)
- Electronics: DAE4 Sn772; Calibrated: 2017/10/9
- Phantom: Twin SAM; Type: Twin SAM V5.0; Serial: 1412
- Measurement SW: DASY52, Version 52.8 (8);

**Area Scan (141x81x1):** Interpolated grid: dx=1.200 mm, dy=1.200 mm

Maximum value of SAR (interpolated) = 0.264 W/kg

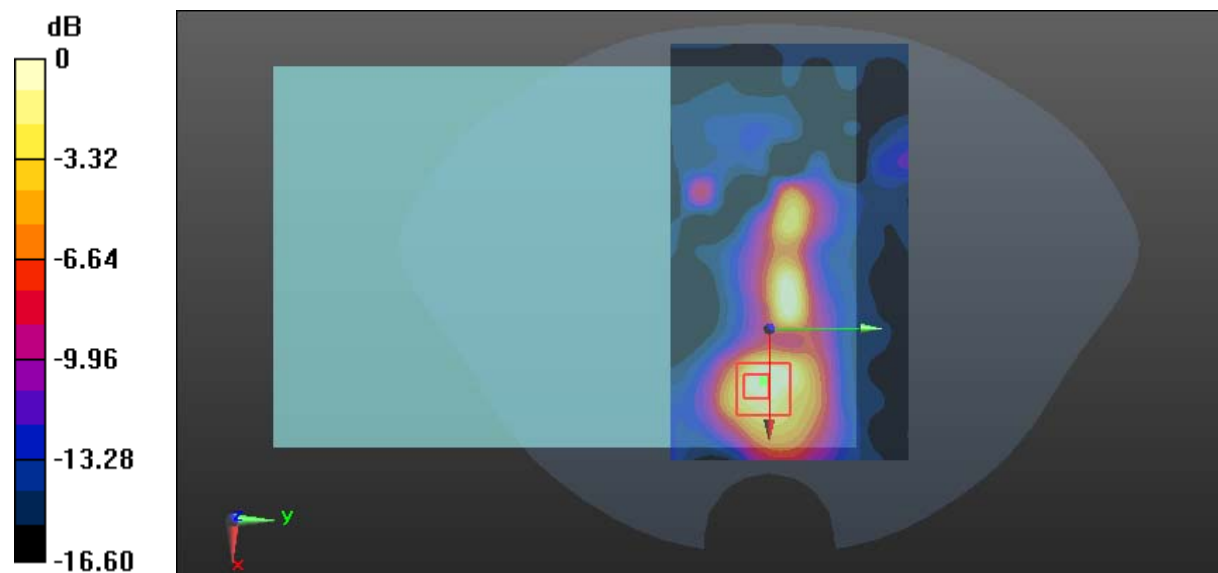
**Zoom Scan (5x5x7)/Cube 0:** Measurement grid: dx=8mm, dy=8mm, dz=5mm

Reference Value = 5.392 V/m; Power Drift = 0.04 dB

Peak SAR (extrapolated) = 0.294 W/kg

**SAR(1 g) = 0.133 W/kg; SAR(10 g) = 0.064 W/kg**

Maximum value of SAR (measured) = 0.222 W/kg



0 dB = 0.222 W/kg = -6.54 dBW/kg

**Test Plot 62#: LTE Band 41\_Body Back\_Mid\_1RB****DUT: Rugged Tablet Computer; Type: RG910; Serial: 18052900322**

Communication System: Generic TDD-LTE; Frequency: 2605 MHz; Duty Cycle: 1:1.58  
Medium parameters used:  $f = 2605$  MHz;  $\sigma = 2.145$  S/m;  $\epsilon_r = 53.352$ ;  $\rho = 1000$  kg/m<sup>3</sup> ;  
Phantom section: Flat Section

DASY5 Configuration:

- Probe: EX3DV4 - SN7431; ConvF(7.62, 7.62, 7.62); Calibrated: 2017/9/30;
- Sensor-Surface: 1.4mm (Mechanical Surface Detection)
- Electronics: DAE4 Sn772; Calibrated: 2017/10/9
- Phantom: Twin SAM; Type: Twin SAM V5.0; Serial: 1412
- Measurement SW: DASY52, Version 52.8 (8);

**Area Scan (141x81x1):** Interpolated grid: dx=1.200 mm, dy=1.200 mm

Maximum value of SAR (interpolated) = 0.327 W/kg

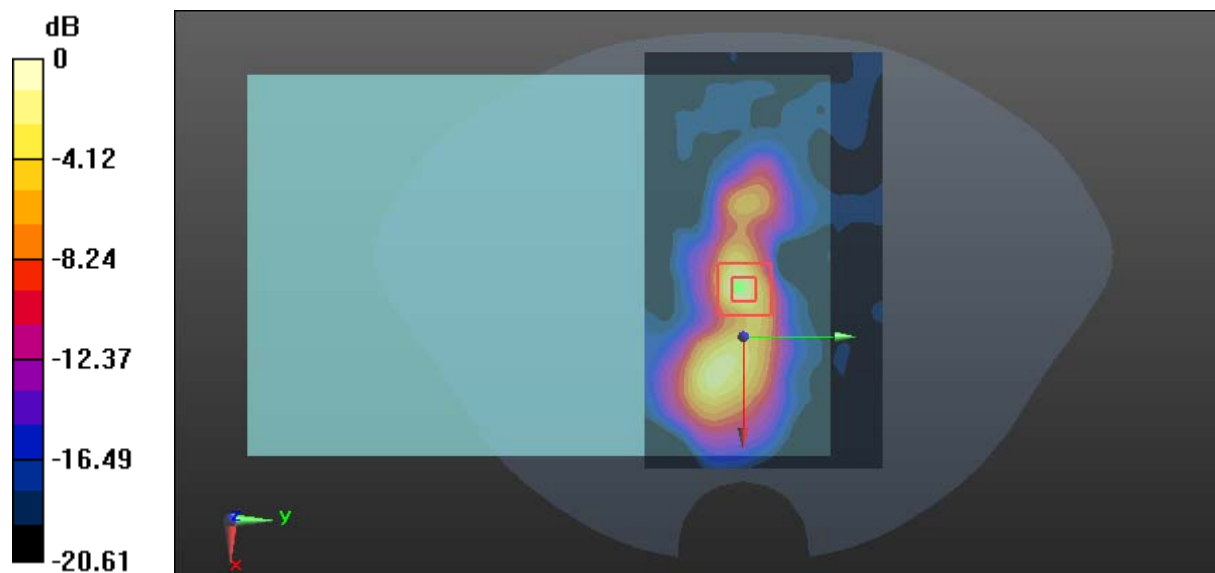
**Zoom Scan (5x5x7)/Cube 0:** Measurement grid: dx=8mm, dy=8mm, dz=5mm

Reference Value = 15.63 V/m; Power Drift = -0.11 dB

Peak SAR (extrapolated) = 0.575 W/kg

**SAR(1 g) = 0.208 W/kg; SAR(10 g) = 0.074 W/kg**

Maximum value of SAR (measured) = 0.430 W/kg



0 dB = 0.430 W/kg = -3.67 dBW/kg

**Test Plot 63#: LTE Band 41\_Body Right\_Mid\_1RB****DUT: Intrinsically safe tablet PC; Type: IS910.1; Serial: 18052900321**

Communication System: Generic TDD-LTE; Frequency: 2605 MHz; Duty Cycle: 1:1.58  
Medium parameters used:  $f = 2605$  MHz;  $\sigma = 2.145$  S/m;  $\epsilon_r = 53.352$ ;  $\rho = 1000$  kg/m<sup>3</sup> ;  
Phantom section: Flat Section

DASY5 Configuration:

- Probe: EX3DV4 - SN7431; ConvF(7.62, 7.62, 7.62); Calibrated: 2017/9/30;
- Sensor-Surface: 1.4mm (Mechanical Surface Detection)
- Electronics: DAE4 Sn772; Calibrated: 2017/10/9
- Phantom: Twin SAM; Type: Twin SAM V5.0; Serial: 1412
- Measurement SW: DASY52, Version 52.8 (8);

**Area Scan (61x101x1):** Interpolated grid: dx=1.200 mm, dy=1.200 mm

Maximum value of SAR (interpolated) = 0.151 W/kg

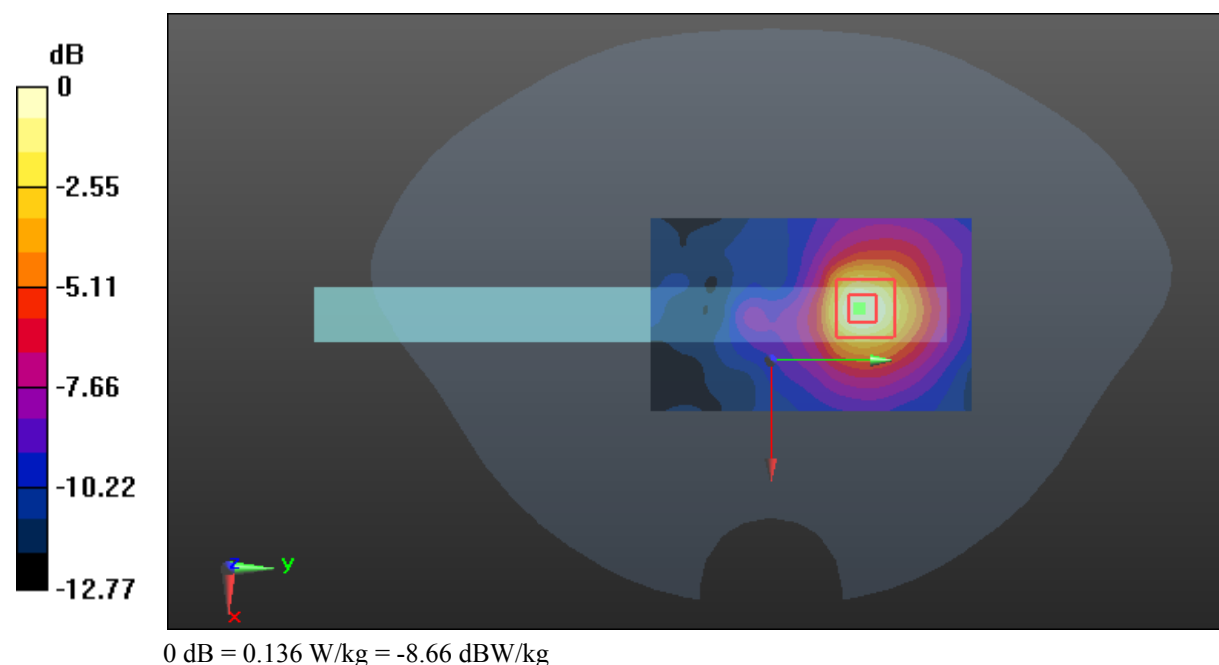
**Zoom Scan (5x5x7)/Cube 0:** Measurement grid: dx=8mm, dy=8mm, dz=5mm

Reference Value = 3.409 V/m; Power Drift = -0.13 dB

Peak SAR (extrapolated) = 0.170 W/kg

**SAR(1 g) = 0.085 W/kg; SAR(10 g) = 0.044 W/kg**

Maximum value of SAR (measured) = 0.136 W/kg



**Test Plot 64#: LTE Band 41\_Body Right\_Mid\_50%RB****DUT: Intrinsically safe tablet PC; Type: IS910.1; Serial: 18052900321**

Communication System: Generic TDD-LTE; Frequency: 2605 MHz; Duty Cycle: 1:1.58  
Medium parameters used:  $f = 2605$  MHz;  $\sigma = 2.145$  S/m;  $\epsilon_r = 53.352$ ;  $\rho = 1000$  kg/m<sup>3</sup> ;  
Phantom section: Flat Section

DASY5 Configuration:

- Probe: EX3DV4 - SN7431; ConvF(7.62, 7.62, 7.62); Calibrated: 2017/9/30;
- Sensor-Surface: 1.4mm (Mechanical Surface Detection)
- Electronics: DAE4 Sn772; Calibrated: 2017/10/9
- Phantom: Twin SAM; Type: Twin SAM V5.0; Serial: 1412
- Measurement SW: DASY52, Version 52.8 (8);

**Area Scan (61x101x1):** Interpolated grid: dx=1.200 mm, dy=1.200 mm

Maximum value of SAR (interpolated) = 0.124 W/kg

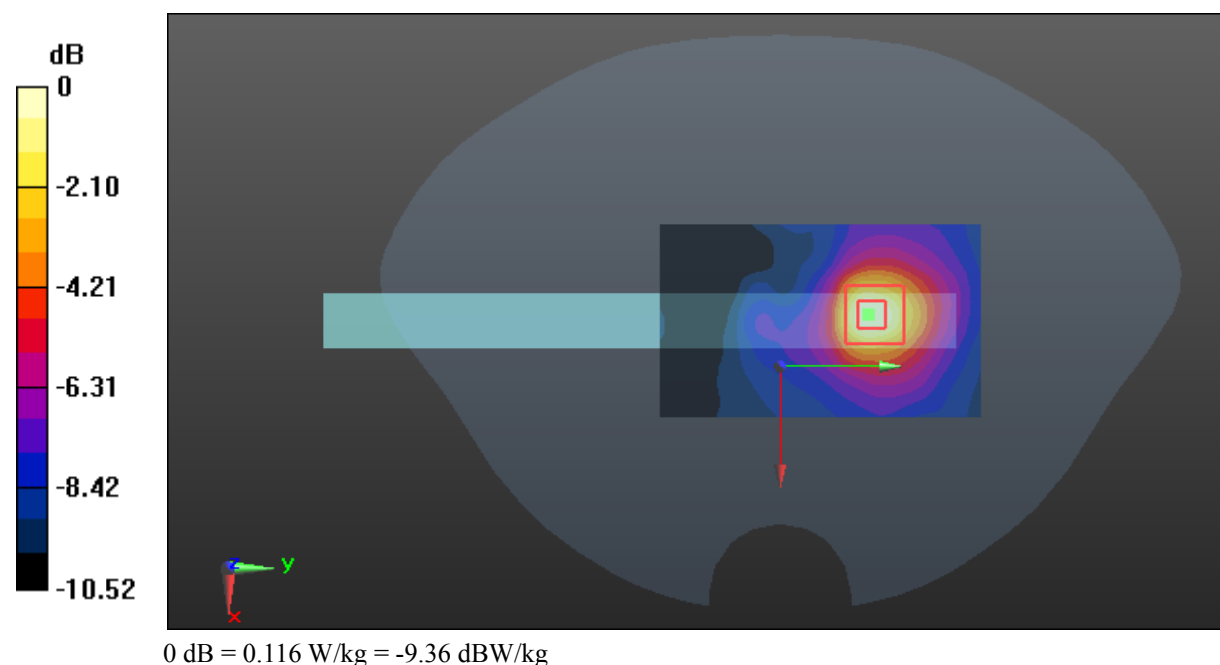
**Zoom Scan (5x5x7)/Cube 0:** Measurement grid: dx=8mm, dy=8mm, dz=5mm

Reference Value = 3.494 V/m; Power Drift = -0.19 dB

Peak SAR (extrapolated) = 0.144 W/kg

**SAR(1 g) = 0.074 W/kg; SAR(10 g) = 0.041 W/kg**

Maximum value of SAR (measured) = 0.116 W/kg





**Test Plot 65#: LTE Band 41\_Body Bottom\_Mid\_1RB****DUT: Intrinsically safe tablet PC; Type: IS910.1; Serial: 18052900321**

Communication System: Generic TDD-LTE; Frequency: 2605 MHz; Duty Cycle: 1:1.58  
Medium parameters used:  $f = 2605$  MHz;  $\sigma = 2.145$  S/m;  $\epsilon_r = 53.352$ ;  $\rho = 1000$  kg/m<sup>3</sup> ;  
Phantom section: Flat Section

DASY5 Configuration:

- Probe: EX3DV4 - SN7431; ConvF(7.62, 7.62, 7.62); Calibrated: 2017/9/30;
- Sensor-Surface: 1.4mm (Mechanical Surface Detection)
- Electronics: DAE4 Sn772; Calibrated: 2017/10/9
- Phantom: Twin SAM; Type: Twin SAM V5.0; Serial: 1412
- Measurement SW: DASY52, Version 52.8 (8);

**Area Scan (141x51x1):** Interpolated grid: dx=1.200 mm, dy=1.200 mm

Maximum value of SAR (interpolated) = 0.152 W/kg

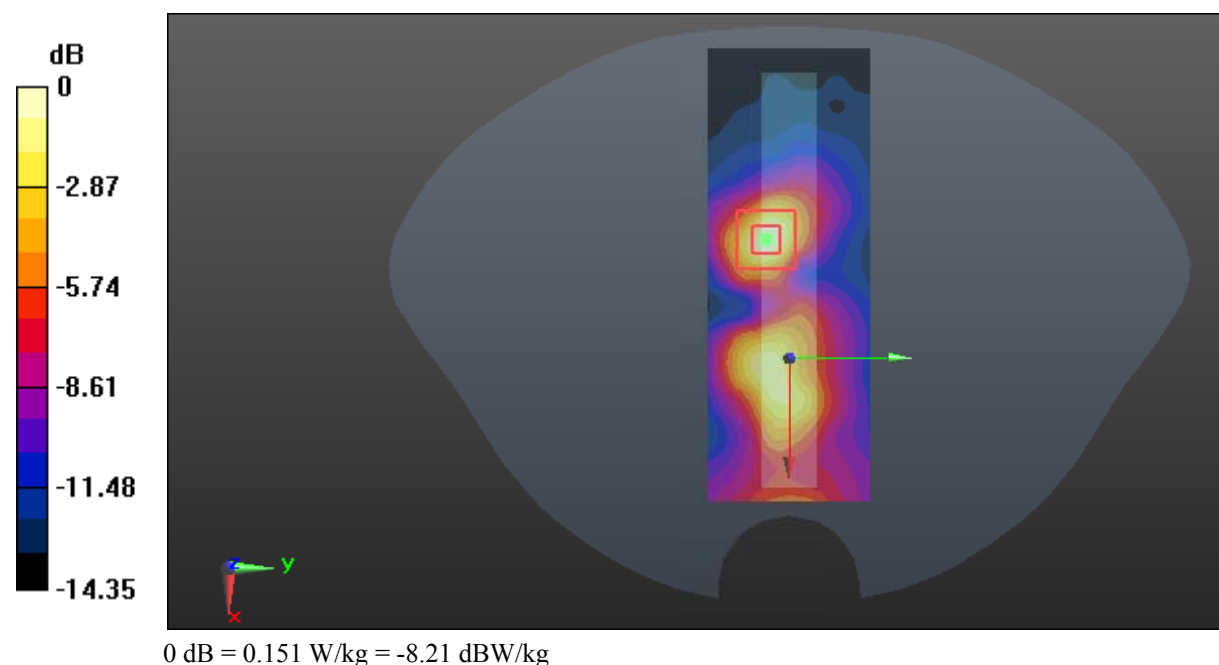
**Zoom Scan (5x5x7)/Cube 0:** Measurement grid: dx=8mm, dy=8mm, dz=5mm

Reference Value = 4.584 V/m; Power Drift = -0.14 dB

Peak SAR (extrapolated) = 0.190 W/kg

**SAR(1 g) = 0.091 W/kg; SAR(10 g) = 0.041 W/kg**

Maximum value of SAR (measured) = 0.151 W/kg



**Test Plot 66#: LTE Band 41\_Body Bottom\_Mid\_50%RB****DUT: Intrinsically safe tablet PC; Type: IS910.1; Serial: 18052900321**

Communication System: Generic TDD-LTE; Frequency: 2605 MHz; Duty Cycle: 1:1.58  
Medium parameters used:  $f = 2605$  MHz;  $\sigma = 2.145$  S/m;  $\epsilon_r = 53.352$ ;  $\rho = 1000$  kg/m<sup>3</sup> ;  
Phantom section: Flat Section

DASY5 Configuration:

- Probe: EX3DV4 - SN7431; ConvF(7.62, 7.62, 7.62); Calibrated: 2017/9/30;
- Sensor-Surface: 1.4mm (Mechanical Surface Detection)
- Electronics: DAE4 Sn772; Calibrated: 2017/10/9
- Phantom: Twin SAM; Type: Twin SAM V5.0; Serial: 1412
- Measurement SW: DASY52, Version 52.8 (8);

**Area Scan (141x51x1):** Interpolated grid: dx=1.200 mm, dy=1.200 mm

Maximum value of SAR (interpolated) = 0.132 W/kg

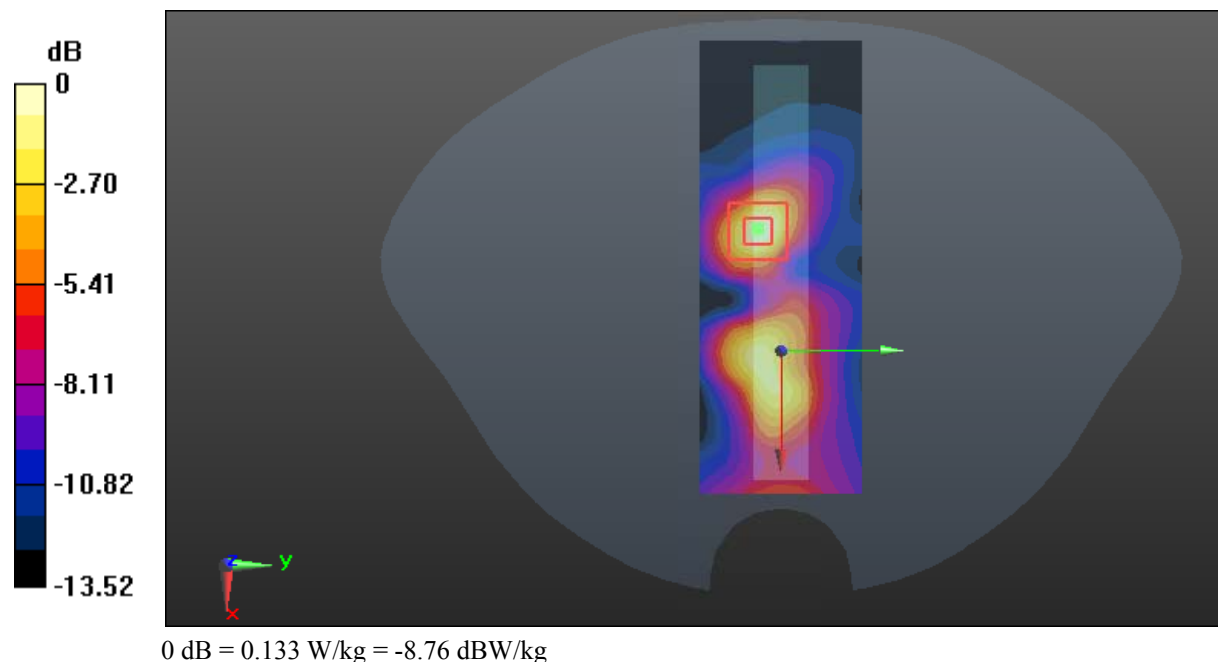
**Zoom Scan (5x5x7)/Cube 0:** Measurement grid: dx=8mm, dy=8mm, dz=5mm

Reference Value = 4.282 V/m; Power Drift = -0.15 dB

Peak SAR (extrapolated) = 0.169 W/kg

**SAR(1 g) = 0.079 W/kg; SAR(10 g) = 0.036 W/kg**

Maximum value of SAR (measured) = 0.133 W/kg



**Test Plot 67#: WLAN 2.4G\_Body Back\_Low****DUT: Intrinsically safe tablet PC; Type: IS910.1; Serial: 18052900321**

Communication System: IEEE 802.11b WiFi 2.4 GHz; Frequency: 2412 MHz; Duty Cycle: 1:1

Medium parameters used:  $f = 2412$  MHz;  $\sigma = 1.905$  S/m;  $\epsilon_r = 54.393$ ;  $\rho = 1000$  kg/m<sup>3</sup>

Phantom section: Flat Section

DASY5 Configuration:

- Probe: EX3DV4 - SN7431; ConvF(7.62, 7.62, 7.62); Calibrated: 2017/9/30;
- Sensor-Surface: 1.4mm (Mechanical Surface Detection)
- Electronics: DAE4 Sn772; Calibrated: 2017/10/9
- Phantom: Twin SAM; Type: Twin SAM V5.0; Serial: 1412
- Measurement SW: DASY52, Version 52.8 (8);

**Area Scan (91x81x1):** Interpolated grid: dx=1.200 mm, dy=1.200 mm

Maximum value of SAR (interpolated) = 0.0665 W/kg

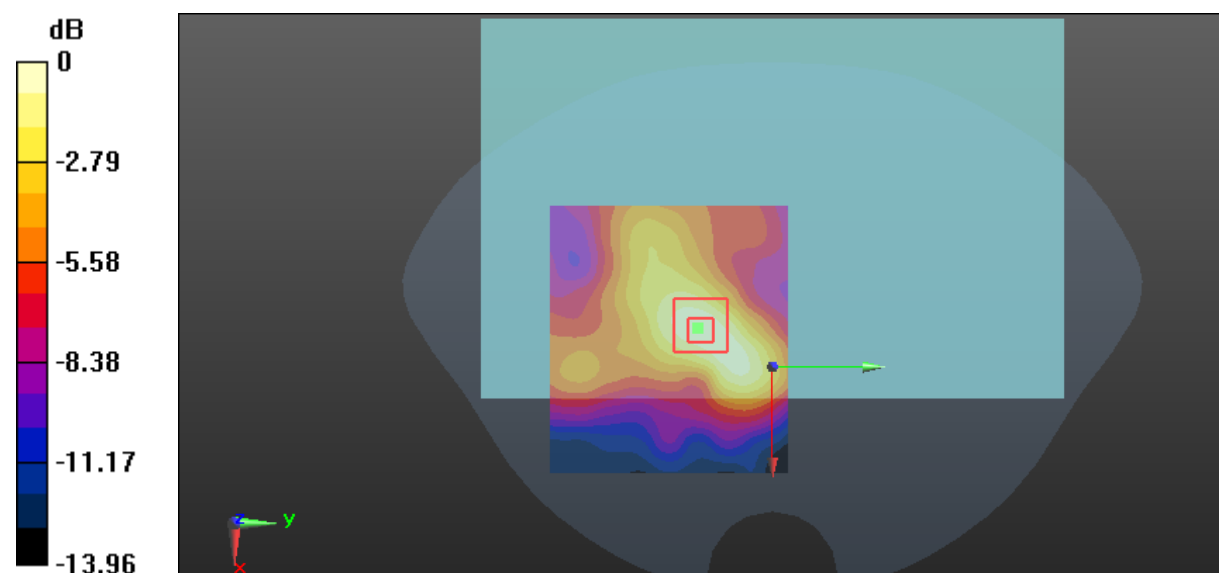
**Zoom Scan (5x5x7)/Cube 0:** Measurement grid: dx=8mm, dy=8mm, dz=5mm

Reference Value = 3.249 V/m; Power Drift = -0.11 dB

Peak SAR (extrapolated) = 0.0840 W/kg

**SAR(1 g) = 0.044 W/kg; SAR(10 g) = 0.024 W/kg**

Maximum value of SAR (measured) = 0.0670 W/kg



0 dB = 0.0670 W/kg = -11.74 dBW/kg

**Test Plot 68#: WLAN 2.4G\_Body Back \_Middle**

**DUT: Intrinsically safe tablet PC; Type: IS910.1; Serial: 18052900321**

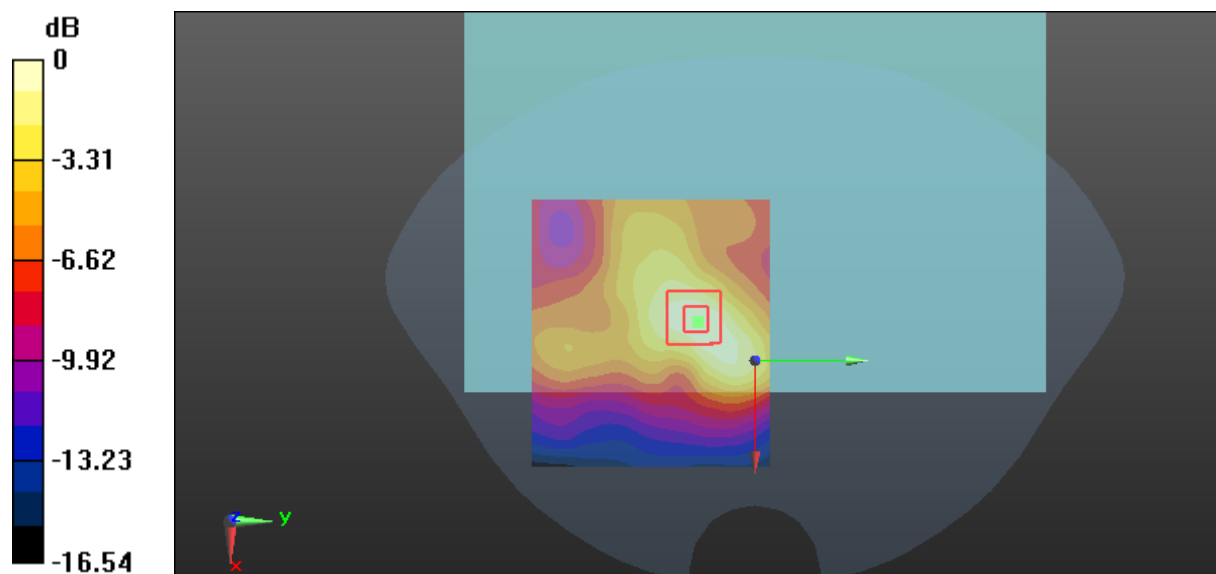
Communication System: IEEE 802.11b WiFi 2.4 GHz; Frequency: 2442 MHz; Duty Cycle: 1:1  
 Medium parameters used:  $f = 2442 \text{ MHz}$ ;  $\sigma = 1.933 \text{ S/m}$ ;  $\epsilon_r = 54.186$ ;  $\rho = 1000 \text{ kg/m}^3$   
 Phantom section: Flat Section

DASY5 Configuration:

- Probe: EX3DV4 - SN7431; ConvF(7.62, 7.62, 7.62); Calibrated: 2017/9/30;
- Sensor-Surface: 1.4mm (Mechanical Surface Detection)
- Electronics: DAE4 Sn772; Calibrated: 2017/10/9
- Phantom: Twin SAM; Type: Twin SAM V5.0; Serial: 1412
- Measurement SW: DASY52, Version 52.8 (8);

**Area Scan (91x81x1):** Interpolated grid:  $dx=1.200 \text{ mm}$ ,  $dy=1.200 \text{ mm}$   
 Maximum value of SAR (interpolated) = 0.124 W/kg

**Zoom Scan (5x5x7)/Cube 0:** Measurement grid:  $dx=8\text{mm}$ ,  $dy=8\text{mm}$ ,  $dz=5\text{mm}$   
 Reference Value = 5.153 V/m; Power Drift = -0.12 dB  
 Peak SAR (extrapolated) = 0.154 W/kg  
**SAR(1 g) = 0.079 W/kg; SAR(10 g) = 0.042 W/kg**  
 Maximum value of SAR (measured) = 0.123 W/kg



0 dB = 0.123 W/kg = -9.10 dBW/kg

**Test Plot 69#: WLAN 2.4G\_Body Back\_High****DUT: Intrinsically safe tablet PC; Type: IS910.1; Serial: 18052900321**

Communication System: IEEE 802.11b WiFi 2.4 GHz; Frequency: 2462 MHz; Duty Cycle: 1:1

Medium parameters used:  $f = 2462$  MHz;  $\sigma = 1.971$  S/m;  $\epsilon_r = 53.806$ ;  $\rho = 1000$  kg/m<sup>3</sup>

Phantom section: Flat Section

DASY5 Configuration:

- Probe: EX3DV4 - SN7431; ConvF(7.62, 7.62, 7.62); Calibrated: 2017/9/30;
- Sensor-Surface: 1.4mm (Mechanical Surface Detection)
- Electronics: DAE4 Sn772; Calibrated: 2017/10/9
- Phantom: Twin SAM; Type: Twin SAM V5.0; Serial: 1412
- Measurement SW: DASY52, Version 52.8 (8);

**Area Scan (91x81x1):** Interpolated grid: dx=1.200 mm, dy=1.200 mm

Maximum value of SAR (interpolated) = 0.0691 W/kg

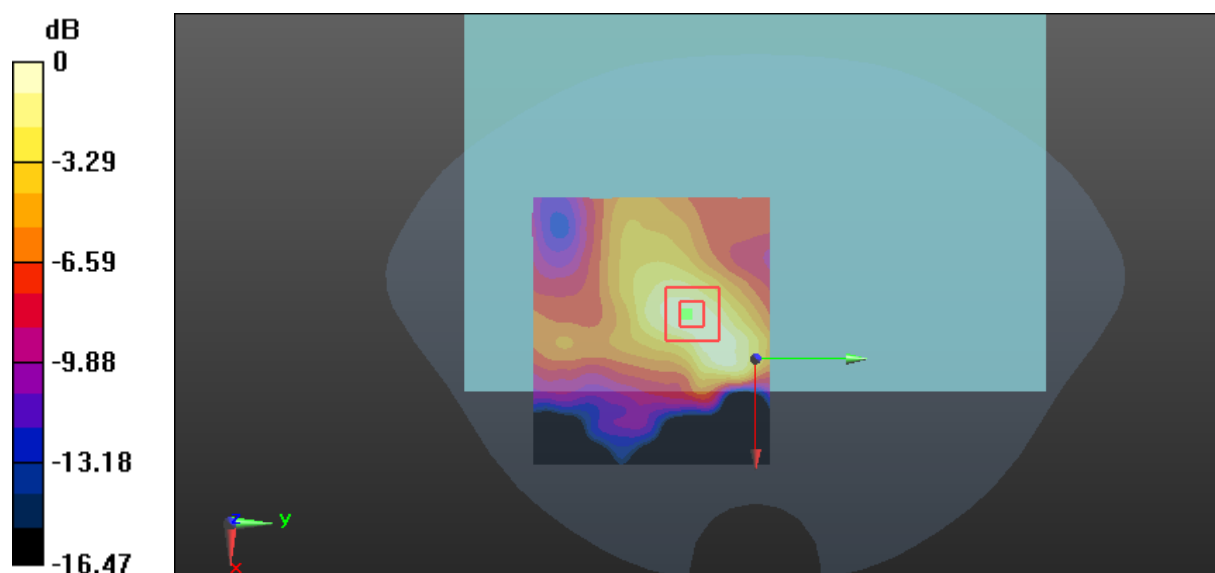
**Zoom Scan (5x5x7)/Cube 0:** Measurement grid: dx=8mm, dy=8mm, dz=5mm

Reference Value = 3.122 V/m; Power Drift = 0.19 dB

Peak SAR (extrapolated) = 0.0890 W/kg

**SAR(1 g) = 0.045 W/kg; SAR(10 g) = 0.025 W/kg**

Maximum value of SAR (measured) = 0.0701 W/kg



0 dB = 0.0701 W/kg = -11.54 dBW/kg

**Test Plot 70#: WLAN 2.4G\_Body Back \_Middle****DUT: Rugged Tablet Computer; Type: RG910; Serial: 18052900322**

Communication System: IEEE 802.11b WiFi 2.4 GHz; Frequency: 2442 MHz; Duty Cycle: 1:1

Medium parameters used:  $f = 2442$  MHz;  $\sigma = 1.933$  S/m;  $\epsilon_r = 54.186$ ;  $\rho = 1000$  kg/m<sup>3</sup>

Phantom section: Flat Section

DASY5 Configuration:

- Probe: EX3DV4 - SN7431; ConvF(7.62, 7.62, 7.62); Calibrated: 2017/9/30;
- Sensor-Surface: 1.4mm (Mechanical Surface Detection)
- Electronics: DAE4 Sn772; Calibrated: 2017/10/9
- Phantom: Twin SAM; Type: Twin SAM V5.0; Serial: 1412
- Measurement SW: DASY52, Version 52.8 (8);

**Area Scan (91x81x1):** Interpolated grid: dx=1.200 mm, dy=1.200 mm

Maximum value of SAR (interpolated) = 0.091 W/kg

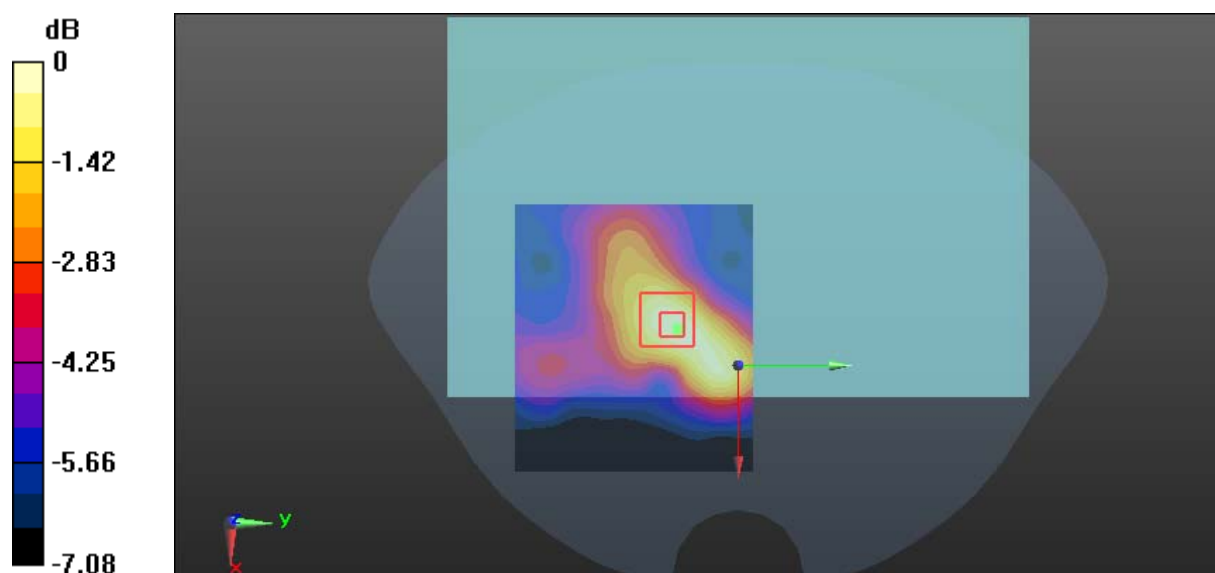
**Zoom Scan (5x5x7)/Cube 0:** Measurement grid: dx=8mm, dy=8mm, dz=5mm

Reference Value = 4.498 V/m; Power Drift = -0.13 dB

Peak SAR (extrapolated) = 0.119 W/kg

**SAR(1 g) = 0.063 W/kg; SAR(10 g) = 0.042 W/kg**

Maximum value of SAR (measured) = 0.091 W/kg



0 dB = 0.091 W/kg = -10.41 dBW/kg

**Test Plot 71#: WLAN 2.4G\_Body Right\_Middle****DUT: Intrinsically safe tablet PC; Type: IS910.1; Serial: 18052900321**

Communication System: IEEE 802.11b WiFi 2.4 GHz; Frequency: 2442 MHz; Duty Cycle: 1:1

Medium parameters used:  $f = 2442$  MHz;  $\sigma = 1.933$  S/m;  $\epsilon_r = 54.186$ ;  $\rho = 1000$  kg/m<sup>3</sup>

Phantom section: Flat Section

DASY5 Configuration:

- Probe: EX3DV4 - SN7431; ConvF(7.62, 7.62, 7.62); Calibrated: 2017/9/30;
- Sensor-Surface: 1.4mm (Mechanical Surface Detection)
- Electronics: DAE4 Sn772; Calibrated: 2017/10/9
- Phantom: Twin SAM; Type: Twin SAM V5.0; Serial: 1412
- Measurement SW: DASY52, Version 52.8 (8);

**Area Scan (61x91x1):** Interpolated grid: dx=1.200 mm, dy=1.200 mm

Maximum value of SAR (interpolated) = 0.0873 W/kg

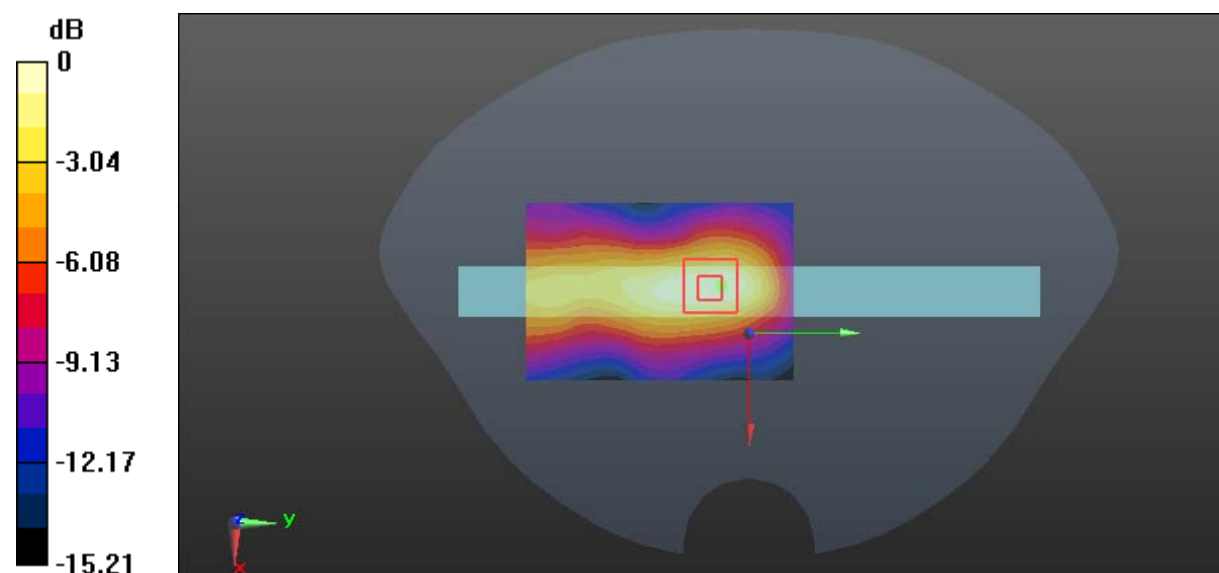
**Zoom Scan (5x6x7)/Cube 0:** Measurement grid: dx=8mm, dy=8mm, dz=5mm

Reference Value = 5.656 V/m; Power Drift = 0.11 dB

Peak SAR (extrapolated) = 0.104 W/kg

**SAR(1 g) = 0.056 W/kg; SAR(10 g) = 0.030 W/kg**

Maximum value of SAR (measured) = 0.0851 W/kg



0 dB = 0.0851 W/kg = -10.70 dBW/kg

**Test Plot 72#: Bluetooth GFSK\_Body Back\_Low****DUT: Intrinsically safe tablet PC; Type: IS910.1; Serial: 18052900321**

Communication System: Bluetooth(GFSK,DH5); Frequency: 2402 MHz;Duty Cycle: 1:1.28

Medium parameters used:  $f = 2402$  MHz;  $\sigma = 1.866$  S/m;  $\epsilon_r = 54.424$ ;  $\rho = 1000$  kg/m<sup>3</sup>

Phantom section: Flat Section

DASY5 Configuration:

- Probe: EX3DV4 - SN7431; ConvF(7.62, 7.62, 7.62); Calibrated: 2017/9/30;
- Sensor-Surface: 1.4mm (Mechanical Surface Detection)
- Electronics: DAE4 Sn772; Calibrated: 2017/10/9
- Phantom: Twin SAM; Type: Twin SAM V5.0; Serial: 1412
- Measurement SW: DASY52, Version 52.8 (8);

**Area Scan (91x81x1):** Interpolated grid: dx=1.200 mm, dy=1.200 mm

Maximum value of SAR (interpolated) = 0.0326 W/kg


**Zoom Scan (6x6x7)/Cube 0:** Measurement grid: dx=8mm, dy=8mm, dz=5mm

Reference Value = 3.587 V/m; Power Drift = -0.06 dB

Peak SAR (extrapolated) = 0.0380 W/kg

**SAR(1 g) = 0.028 W/kg; SAR(10 g) = 0.025 W/kg**

Maximum value of SAR (measured) = 0.0384 W/kg



0 dB = 0.0384 W/kg = -14.16 dBW/kg



**Test Plot 73#: Bluetooth GFSK\_Body Back\_Middle(2431MHz)**

**DUT: Intrinsically safe tablet PC; Type: IS910.1; Serial: 18052900321**

Communication System: Bluetooth(GFSK,DH5); Frequency: 2431 MHz;Duty Cycle: 1:1.28

Medium parameters used:  $f = 2431 \text{ MHz}$ ;  $\sigma = 1.918 \text{ S/m}$ ;  $\epsilon_r = 54.275$ ;  $\rho = 1000 \text{ kg/m}^3$

Phantom section: Flat Section

DASY5 Configuration:

- Probe: EX3DV4 - SN7431; ConvF(7.62, 7.62, 7.62); Calibrated: 2017/9/30;
- Sensor-Surface: 1.4mm (Mechanical Surface Detection)
- Electronics: DAE4 Sn772; Calibrated: 2017/10/9
- Phantom: Twin SAM; Type: Twin SAM V5.0; Serial: 1412
- Measurement SW: DASY52, Version 52.8 (8);

**Area Scan (91x81x1):** Interpolated grid:  $dx=1.200 \text{ mm}$ ,  $dy=1.200 \text{ mm}$

Maximum value of SAR (interpolated) = 0.0424 W/kg

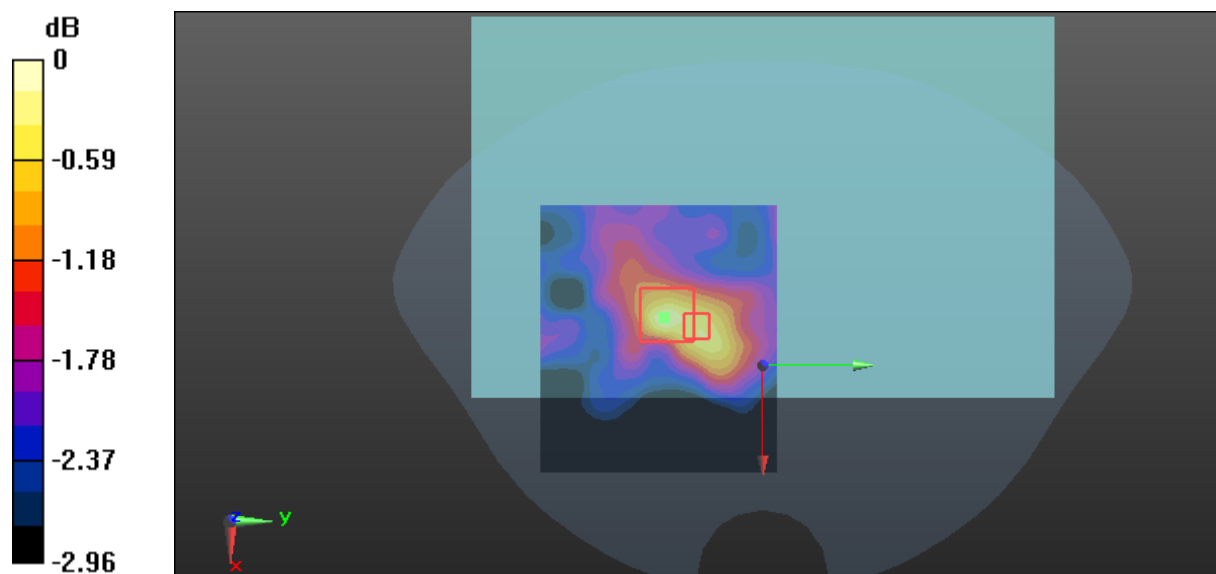
**Zoom Scan (5x6x7)/Cube 0:** Measurement grid:  $dx=8\text{mm}$ ,  $dy=8\text{mm}$ ,  $dz=5\text{mm}$

Reference Value = 4.104 V/m; Power Drift = -0.15 dB

Peak SAR (extrapolated) = 0.0500 W/kg

**SAR(1 g) = 0.037 W/kg; SAR(10 g) = 0.032 W/kg**

Maximum value of SAR (measured) = 0.0445 W/kg



0 dB = 0.0445 W/kg = -13.52 dBW/kg

**Test Plot 74#: Bluetooth GFSK\_Body Back\_Middle(2441MHz)****DUT: Intrinsically safe tablet PC; Type: IS910.1; Serial: 18052900321**

Communication System: Bluetooth(GFSK,DH5); Frequency: 2441 MHz;Duty Cycle: 1:1.28

Medium parameters used:  $f = 2441$  MHz;  $\sigma = 1.931$  S/m;  $\epsilon_r = 54.187$ ;  $\rho = 1000$  kg/m<sup>3</sup>

Phantom section: Flat Section

DASY5 Configuration:

- Probe: EX3DV4 - SN7431; ConvF(7.62, 7.62, 7.62); Calibrated: 2017/9/30;
- Sensor-Surface: 1.4mm (Mechanical Surface Detection)
- Electronics: DAE4 Sn772; Calibrated: 2017/10/9
- Phantom: Twin SAM; Type: Twin SAM V5.0; Serial: 1412
- Measurement SW: DASY52, Version 52.8 (8);

**Area Scan (91x81x1):** Interpolated grid: dx=1.200 mm, dy=1.200 mm

Maximum value of SAR (interpolated) = 0.0300 W/kg


**Zoom Scan (8x7x7)/Cube 0:** Measurement grid: dx=8mm, dy=8mm, dz=5mm

Reference Value = 3.757 V/m; Power Drift = -0.15 dB

Peak SAR (extrapolated) = 0.0400 W/kg

**SAR(1 g) = 0.030 W/kg; SAR(10 g) = 0.026 W/kg**

Maximum value of SAR (measured) = 0.0397 W/kg



0 dB = 0.0397 W/kg = -14.01 dBW/kg

**Test Plot 75#: Bluetooth GFSK\_Body Back\_Middle(2431MHz)****DUT: Rugged Tablet Computer; Type: RG910; Serial: 18052900322**

Communication System: Bluetooth(GFSK,DH5); Frequency: 2431 MHz;Duty Cycle: 1:1.28

Medium parameters used:  $f = 2431$  MHz;  $\sigma = 1.918$  S/m;  $\epsilon_r = 54.275$ ;  $\rho = 1000$  kg/m<sup>3</sup>

Phantom section: Flat Section

DASY5 Configuration:

- Probe: EX3DV4 - SN7431; ConvF(7.62, 7.62, 7.62); Calibrated: 2017/9/30;
- Sensor-Surface: 1.4mm (Mechanical Surface Detection)
- Electronics: DAE4 Sn772; Calibrated: 2017/10/9
- Phantom: Twin SAM; Type: Twin SAM V5.0; Serial: 1412
- Measurement SW: DASY52, Version 52.8 (8);

**Area Scan (91x81x1):** Interpolated grid: dx=1.200 mm, dy=1.200 mm

Maximum value of SAR (interpolated) = 0.0290 W/kg

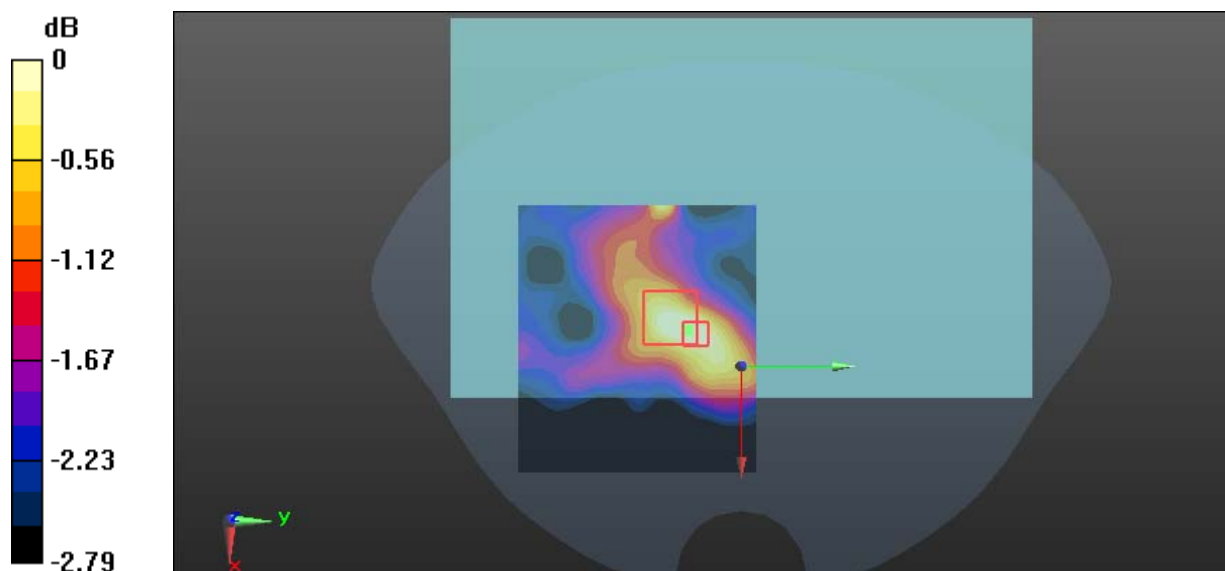
**Zoom Scan (6x6x7)/Cube 0:** Measurement grid: dx=8mm, dy=8mm, dz=5mm

Reference Value = 3.123 V/m; Power Drift = -0.10 dB

Peak SAR (extrapolated) = 0.0318 W/kg

**SAR(1 g) = 0.024 W/kg; SAR(10 g) = 0.021 W/kg**

Maximum value of SAR (measured) = 0.0284 W/kg



0 dB = 0.0284 W/kg = -15.47 dBW/kg

**Test Plot 76#: Bluetooth GFSK\_Body Right\_Middle**

**DUT: Intrinsically safe tablet PC; Type: IS910.1; Serial: 18052900321**

Communication System: Bluetooth(GFSK,DH5); Frequency: 2431 MHz;Duty Cycle: 1:1.28

Medium parameters used:  $f = 2431 \text{ MHz}$ ;  $\sigma = 1.918 \text{ S/m}$ ;  $\epsilon_r = 54.275$ ;  $\rho = 1000 \text{ kg/m}^3$

Phantom section: Flat Section

DASY5 Configuration:

- Probe: EX3DV4 - SN7431; ConvF(7.62, 7.62, 7.62); Calibrated: 2017/9/30;
- Sensor-Surface: 1.4mm (Mechanical Surface Detection)
- Electronics: DAE4 Sn772; Calibrated: 2017/10/9
- Phantom: Twin SAM; Type: Twin SAM V5.0; Serial: 1412
- Measurement SW: DASY52, Version 52.8 (8);

**Area Scan (61x91x1):** Interpolated grid:  $dx=1.200 \text{ mm}$ ,  $dy=1.200 \text{ mm}$

Maximum value of SAR (interpolated) = 0.0288 W/kg

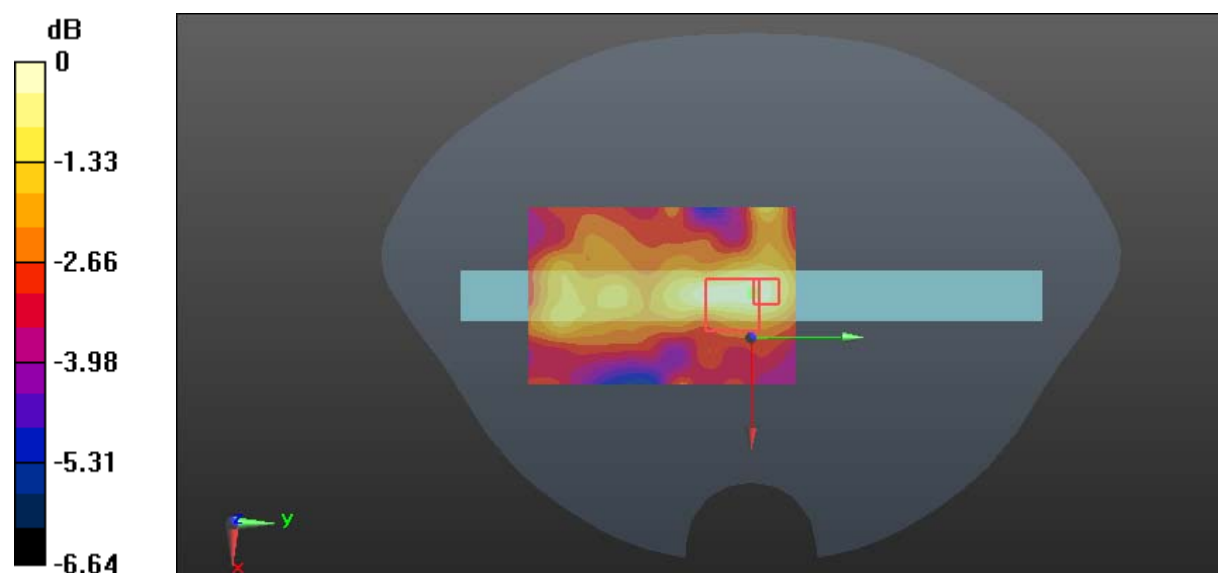
**Zoom Scan (6x6x7)/Cube 0:** Measurement grid:  $dx=8\text{mm}$ ,  $dy=8\text{mm}$ ,  $dz=5\text{mm}$

Reference Value = 3.818 V/m; Power Drift = -0.12 dB

Peak SAR (extrapolated) = 0.0320 W/kg

**SAR(1 g) = 0.024 W/kg; SAR(10 g) = 0.019 W/kg**

Maximum value of SAR (measured) = 0.0292 W/kg



0 dB = 0.0292 W/kg = -15.35 dBW/kg