

Test Plot 1#: GSM 850_Head Left Cheek_Middle**DUT: TD-LTE Digital Mobile Phone; Type: IS740.2; Serial: 18041300121**

Communication System: Generic GSM; Frequency: 836.6 MHz; Duty Cycle: 1:8
Medium parameters used: $f = 836.6$ MHz; $\sigma = 0.925$ S/m; $\epsilon_r = 40.906$; $\rho = 1000$ kg/m³ ;
Phantom section: Left Section

DASY5 Configuration:

- Probe: EX3DV4 - SN7441; ConvF(9.98, 9.98, 9.98); Calibrated: 2017/11/2;
- Sensor-Surface: 1.4mm (Mechanical Surface Detection)
- Electronics: DAE4 Sn1459; Calibrated: 2017/9/15
- Phantom: SAM (30deg probe tilt) with CRP v5.0_20150321; Type: QD000P40CD; Serial: TP:1874
- Measurement SW: DASY52, Version 52.8 (8);

Area Scan (111x71x1): Interpolated grid: dx=1.500 mm, dy=1.500 mm

Maximum value of SAR (interpolated) = 0.321 W/kg


Zoom Scan (5x5x7)/Cube 0: Measurement grid: dx=8mm, dy=8mm, dz=5mm

Reference Value = 7.202 V/m; Power Drift = -0.08 dB

Peak SAR (extrapolated) = 0.380 W/kg

SAR(1 g) = 0.251 W/kg; SAR(10 g) = 0.166 W/kg

Maximum value of SAR (measured) = 0.334 W/kg



0 dB = 0.334 W/kg = -4.76 dBW/kg

Test Plot 2#: GSM 850_Head Left Tilt_Middle**DUT: TD-LTE Digital Mobile Phone; Type: IS740.2; Serial: 18041300121**

Communication System: Generic GSM; Frequency: 836.6 MHz; Duty Cycle: 1:8
Medium parameters used: $f = 836.6$ MHz; $\sigma = 0.925$ S/m; $\epsilon_r = 40.906$; $\rho = 1000$ kg/m³ ;
Phantom section: Left Section

DASY5 Configuration:

- Probe: EX3DV4 - SN7441; ConvF(9.98, 9.98, 9.98); Calibrated: 2017/11/2;
- Sensor-Surface: 1.4mm (Mechanical Surface Detection)
- Electronics: DAE4 Sn1459; Calibrated: 2017/9/15
- Phantom: SAM (30deg probe tilt) with CRP v5.0_20150321; Type: QD000P40CD; Serial: TP:1874
- Measurement SW: DASY52, Version 52.8 (8);

Area Scan (111x71x1): Interpolated grid: dx=1.500 mm, dy=1.500 mm

Maximum value of SAR (interpolated) = 0.143 W/kg


Zoom Scan (5x5x7)/Cube 0: Measurement grid: dx=8mm, dy=8mm, dz=5mm

Reference Value = 8.769 V/m; Power Drift = -0.16 dB

Peak SAR (extrapolated) = 0.150 W/kg

SAR(1 g) = 0.125 W/kg; SAR(10 g) = 0.097 W/kg

Maximum value of SAR (measured) = 0.143 W/kg



0 dB = 0.143 W/kg = -8.45 dBW/kg

Test Plot 3#: GSM 850_Head Right Cheek_Low**DUT: TD-LTE Digital Mobile Phone; Type: IS740.2; Serial: 18041300121**

Communication System: Generic GSM; Frequency: 824.2 MHz; Duty Cycle: 1:8
Medium parameters used: $f = 824.2$ MHz; $\sigma = 0.911$ S/m; $\epsilon_r = 40.573$; $\rho = 1000$ kg/m³ ;
Phantom section: Right Section

DASY5 Configuration:

- Probe: EX3DV4 - SN7441; ConvF(9.98, 9.98, 9.98); Calibrated: 2017/11/2;
- Sensor-Surface: 1.4mm (Mechanical Surface Detection)
- Electronics: DAE4 Sn1459; Calibrated: 2017/9/15
- Phantom: SAM (30deg probe tilt) with CRP v5.0_20150321; Type: QD000P40CD; Serial: TP:1874
- Measurement SW: DASY52, Version 52.8 (8);

Area Scan (111x71x1): Interpolated grid: dx=1.500 mm, dy=1.500 mm

Maximum value of SAR (interpolated) = 0.485 W/kg


Zoom Scan (5x5x7)/Cube 0: Measurement grid: dx=8mm, dy=8mm, dz=5mm

Reference Value = 7.766 V/m; Power Drift = -0.15 dB

Peak SAR (extrapolated) = 0.481 W/kg

SAR(1 g) = 0.353 W/kg; SAR(10 g) = 0.257 W/kg

Maximum value of SAR (measured) = 0.434 W/kg



0 dB = 0.434 W/kg = -3.63 dBW/kg

Test Plot 4#: GSM 850_Head Right Cheek_Middle**DUT: TD-LTE Digital Mobile Phone; Type: IS740.2; Serial: 18041300121**

Communication System: Generic GSM; Frequency: 836.6 MHz; Duty Cycle: 1:8
Medium parameters used: $f = 836.6$ MHz; $\sigma = 0.925$ S/m; $\epsilon_r = 40.906$; $\rho = 1000$ kg/m³ ;
Phantom section: Right Section

DASY5 Configuration:

- Probe: EX3DV4 - SN7441; ConvF(9.98, 9.98, 9.98); Calibrated: 2017/11/2;
- Sensor-Surface: 1.4mm (Mechanical Surface Detection)
- Electronics: DAE4 Sn1459; Calibrated: 2017/9/15
- Phantom: SAM (30deg probe tilt) with CRP v5.0_20150321; Type: QD000P40CD; Serial: TP:1874
- Measurement SW: DASY52, Version 52.8 (8);

Area Scan (111x71x1): Interpolated grid: dx=1.500 mm, dy=1.500 mm

Maximum value of SAR (interpolated) = 0.477 W/kg


Zoom Scan (5x5x7)/Cube 0: Measurement grid: dx=8mm, dy=8mm, dz=5mm

Reference Value = 8.103 V/m; Power Drift = -0.17 dB

Peak SAR (extrapolated) = 0.480 W/kg

SAR(1 g) = 0.336 W/kg; SAR(10 g) = 0.241 W/kg

Maximum value of SAR (measured) = 0.418 W/kg



Test Plot 5#: GSM 850_Head Right Cheek_High**DUT: TD-LTE Digital Mobile Phone; Type: IS740.2; Serial: 18041300121**

Communication System: Generic GSM; Frequency: 848.8 MHz; Duty Cycle: 1:8
Medium parameters used: $f = 848.8$ MHz; $\sigma = 0.918$ S/m; $\epsilon_r = 40.795$; $\rho = 1000$ kg/m³ ;
Phantom section: Right Section

DASY5 Configuration:

- Probe: EX3DV4 - SN7441; ConvF(9.98, 9.98, 9.98); Calibrated: 2017/11/2;
- Sensor-Surface: 1.4mm (Mechanical Surface Detection)
- Electronics: DAE4 Sn1459; Calibrated: 2017/9/15
- Phantom: SAM (30deg probe tilt) with CRP v5.0_20150321; Type: QD000P40CD; Serial: TP:1874
- Measurement SW: DASY52, Version 52.8 (8);

Area Scan (111x71x1): Interpolated grid: dx=1.500 mm, dy=1.500 mm

Maximum value of SAR (interpolated) = 0.423 W/kg


Zoom Scan (5x5x7)/Cube 0: Measurement grid: dx=8mm, dy=8mm, dz=5mm

Reference Value = 7.069 V/m; Power Drift = 0.04 dB

Peak SAR (extrapolated) = 0.433 W/kg

SAR(1 g) = 0.301 W/kg; SAR(10 g) = 0.216 W/kg

Maximum value of SAR (measured) = 0.373 W/kg



0 dB = 0.373 W/kg = -4.28 dBW/kg

Test Plot 6#: GSM 850_Head Right Tilt_Middle**DUT: TD-LTE Digital Mobile Phone; Type: IS740.2; Serial: 18041300121**

Communication System: Generic GSM; Frequency: 836.6 MHz; Duty Cycle: 1:8
Medium parameters used: $f = 836.6$ MHz; $\sigma = 0.925$ S/m; $\epsilon_r = 40.906$; $\rho = 1000$ kg/m³ ;
Phantom section: Right Section

DASY5 Configuration:

- Probe: EX3DV4 - SN7441; ConvF(9.98, 9.98, 9.98); Calibrated: 2017/11/2;
- Sensor-Surface: 1.4mm (Mechanical Surface Detection)
- Electronics: DAE4 Sn1459; Calibrated: 2017/9/15
- Phantom: SAM (30deg probe tilt) with CRP v5.0_20150321; Type: QD000P40CD; Serial: TP:1874
- Measurement SW: DASY52, Version 52.8 (8);

Area Scan (111x71x1): Interpolated grid: dx=1.500 mm, dy=1.500 mm

Maximum value of SAR (interpolated) = 0.159 W/kg

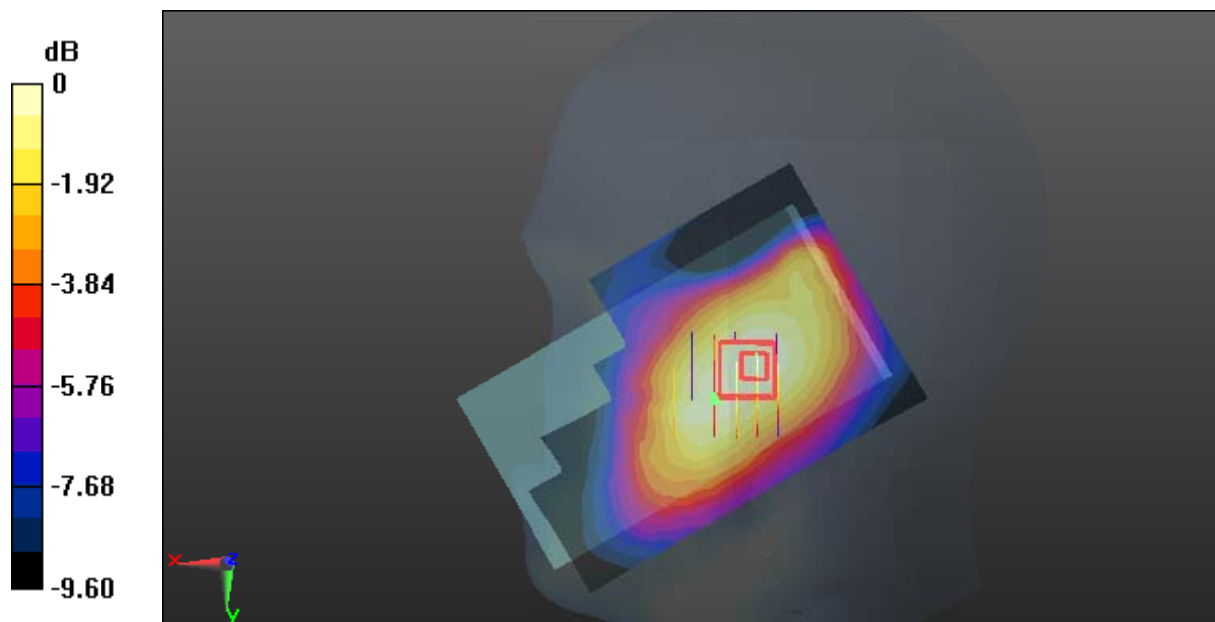
Zoom Scan (6x6x7)/Cube 0: Measurement grid: dx=8mm, dy=8mm, dz=5mm

Reference Value = 9.731 V/m; Power Drift = -0.15 dB

Peak SAR (extrapolated) = 0.170 W/kg

SAR(1 g) = 0.140 W/kg; SAR(10 g) = 0.109 W/kg

Maximum value of SAR (measured) = 0.161 W/kg



0 dB = 0.161 W/kg = -7.93 dBW/kg

Test Plot 7#: GSM 850_Body Worn Back_Middle**DUT: TD-LTE Digital Mobile Phone; Type: IS740.2; Serial: 18041300121**

Communication System: Generic GSM; Frequency: 836.6 MHz; Duty Cycle: 1:8
Medium parameters used: $f = 836.6$ MHz; $\sigma = 0.991$ S/m; $\epsilon_r = 55.205$; $\rho = 1000$ kg/m³ ;
Phantom section: Flat Section

DASY5 Configuration:

- Probe: EX3DV4 - SN7441; ConvF(9.95, 9.95, 9.95); Calibrated: 2017/11/2;
- Sensor-Surface: 1.4mm (Mechanical Surface Detection)
- Electronics: DAE4 Sn1459; Calibrated: 2017/9/15
- Phantom: SAM (30deg probe tilt) with CRP v5.0_20150321; Type: QD000P40CD; Serial: TP:1874
- Measurement SW: DASY52, Version 52.8 (8);

Area Scan (71x121x1): Interpolated grid: dx=1.500 mm, dy=1.500 mm

Maximum value of SAR (interpolated) = 0.620 W/kg

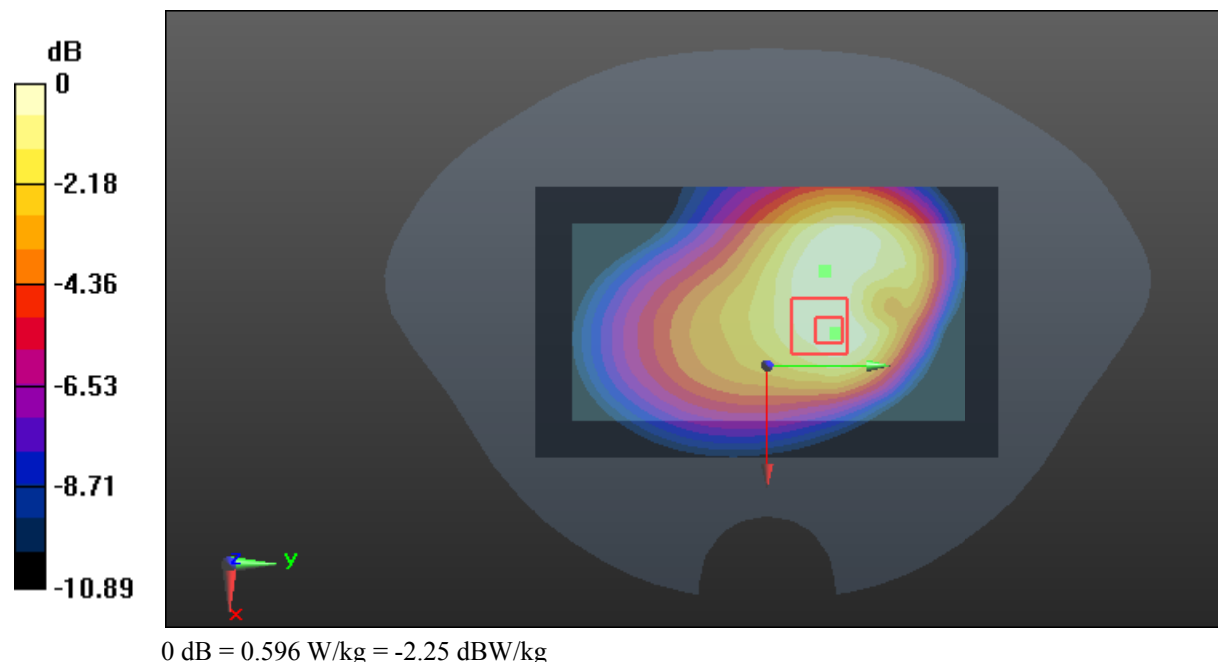
Zoom Scan (6x6x7)/Cube 0: Measurement grid: dx=8mm, dy=8mm, dz=5mm

Reference Value = 19.06 V/m; Power Drift = -0.04 dB

Peak SAR (extrapolated) = 0.685 W/kg

SAR(1 g) = 0.463 W/kg; SAR(10 g) = 0.328 W/kg

Maximum value of SAR (measured) = 0.596 W/kg



Test Plot 8#: GSM 850_Body Back_Low**DUT: TD-LTE Digital Mobile Phone; Type: IS740.2; Serial: 18041300121**

Communication System: Generic GPRS-4 slots; Frequency: 824.2 MHz; Duty Cycle: 1:2
Medium parameters used: $f = 824.2$ MHz; $\sigma = 0.974$ S/m; $\epsilon_r = 54.816$; $\rho = 1000$ kg/m³ ;
Phantom section: Flat Section

DASY5 Configuration:

- Probe: EX3DV4 - SN7441; ConvF(9.95, 9.95, 9.95); Calibrated: 2017/11/2;
- Sensor-Surface: 1.4mm (Mechanical Surface Detection)
- Electronics: DAE4 Sn1459; Calibrated: 2017/9/15
- Phantom: SAM (30deg probe tilt) with CRP v5.0_20150321; Type: QD000P40CD; Serial: TP:1874
- Measurement SW: DASY52, Version 52.8 (8);

Area Scan (71x121x1): Interpolated grid: dx=1.500 mm, dy=1.500 mm

Maximum value of SAR (interpolated) = 1.30 W/kg

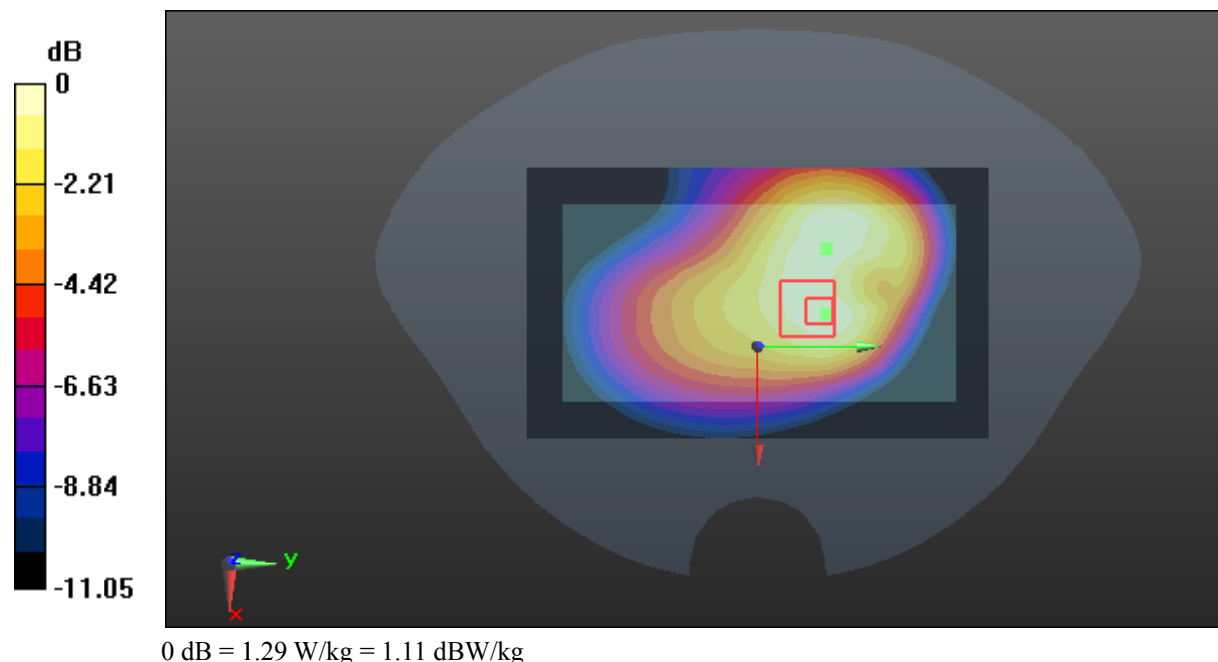
Zoom Scan (6x6x7)/Cube 0: Measurement grid: dx=8mm, dy=8mm, dz=5mm

Reference Value = 28.49 V/m; Power Drift = 0.04 dB

Peak SAR (extrapolated) = 1.47 W/kg

SAR(1 g) = 1.01 W/kg; SAR(10 g) = 0.714 W/kg

Maximum value of SAR (measured) = 1.29 W/kg



Test Plot 9#: GSM 850_Body Back_Middle**DUT: TD-LTE Digital Mobile Phone; Type: IS740.2; Serial: 18041300121**

Communication System: Generic GPRS-4 slots; Frequency: 836.6 MHz; Duty Cycle: 1:2
Medium parameters used: $f = 836.6$ MHz; $\sigma = 0.991$ S/m; $\epsilon_r = 55.205$; $\rho = 1000$ kg/m³ ;
Phantom section: Flat Section

DASY5 Configuration:

- Probe: EX3DV4 - SN7441; ConvF(9.95, 9.95, 9.95); Calibrated: 2017/11/2;
- Sensor-Surface: 1.4mm (Mechanical Surface Detection)
- Electronics: DAE4 Sn1459; Calibrated: 2017/9/15
- Phantom: SAM (30deg probe tilt) with CRP v5.0_20150321; Type: QD000P40CD; Serial: TP:1874
- Measurement SW: DASY52, Version 52.8 (8);

Area Scan (71x121x1): Interpolated grid: dx=1.500 mm, dy=1.500 mm

Maximum value of SAR (interpolated) = 1.39 W/kg

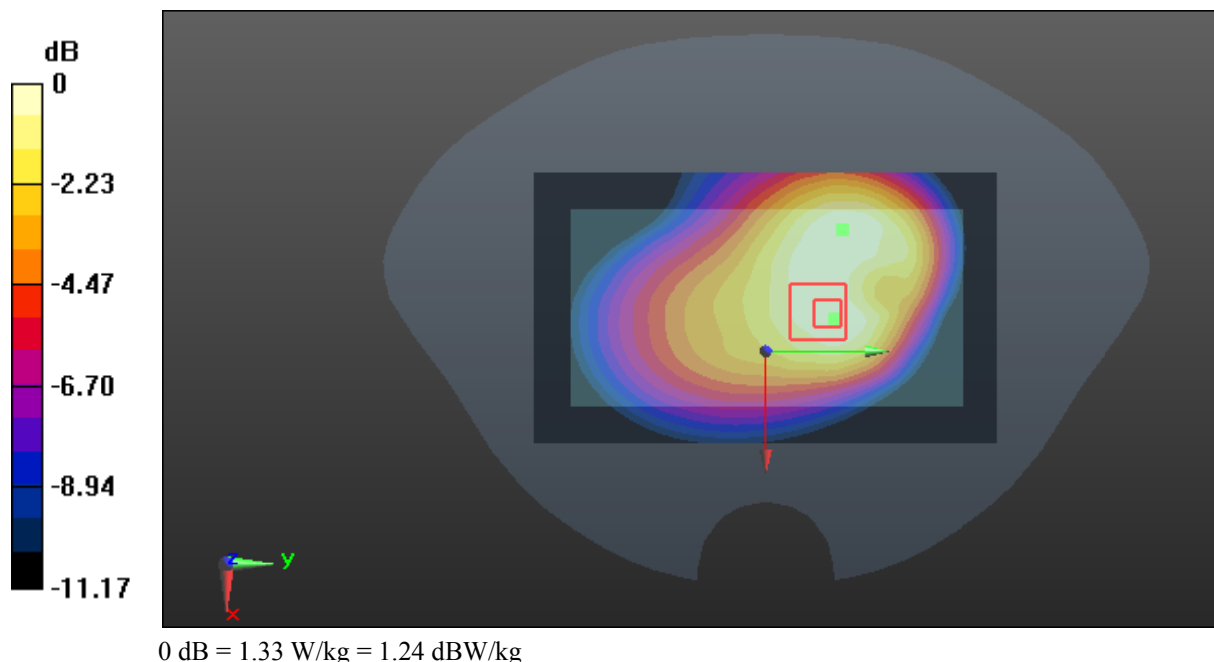
Zoom Scan (6x6x7)/Cube 0: Measurement grid: dx=8mm, dy=8mm, dz=5mm

Reference Value = 29.18 V/m; Power Drift = -0.14 dB

Peak SAR (extrapolated) = 1.52 W/kg

SAR(1 g) = 1.03 W/kg; SAR(10 g) = 0.729 W/kg

Maximum value of SAR (measured) = 1.33 W/kg



Test Plot 10#: GSM 850_Body Back_High**DUT: TD-LTE Digital Mobile Phone; Type: IS740.2; Serial: 18041300121**

Communication System: Generic GPRS-4 slots; Frequency: 848.8 MHz; Duty Cycle: 1:2
Medium parameters used: $f = 848.8$ MHz; $\sigma = 0.978$ S/m; $\epsilon_r = 55.169$; $\rho = 1000$ kg/m³ ;
Phantom section: Flat Section

DASY5 Configuration:

- Probe: EX3DV4 - SN7441; ConvF(9.95, 9.95, 9.95); Calibrated: 2017/11/2;
- Sensor-Surface: 1.4mm (Mechanical Surface Detection)
- Electronics: DAE4 Sn1459; Calibrated: 2017/9/15
- Phantom: SAM (30deg probe tilt) with CRP v5.0_20150321; Type: QD000P40CD; Serial: TP:1874
- Measurement SW: DASY52, Version 52.8 (8);

Area Scan (71x121x1): Interpolated grid: dx=1.500 mm, dy=1.500 mm

Maximum value of SAR (interpolated) = 1.51 W/kg


Zoom Scan (6x6x7)/Cube 0: Measurement grid: dx=8mm, dy=8mm, dz=5mm

Reference Value = 30.70 V/m; Power Drift = -0.12 dB

Peak SAR (extrapolated) = 1.67 W/kg

SAR(1 g) = 1.11 W/kg; SAR(10 g) = 0.785 W/kg

Maximum value of SAR (measured) = 1.45 W/kg



Test Plot 11#: GSM 850_Body Left_Middle**DUT: TD-LTE Digital Mobile Phone; Type: IS740.2; Serial: 18041300121**

Communication System: Generic GPRS-4 slots; Frequency: 836.6 MHz; Duty Cycle: 1:2
Medium parameters used: $f = 836.6$ MHz; $\sigma = 0.991$ S/m; $\epsilon_r = 55.205$; $\rho = 1000$ kg/m³ ;
Phantom section: Flat Section

DASY5 Configuration:

- Probe: EX3DV4 - SN7441; ConvF(9.95, 9.95, 9.95); Calibrated: 2017/11/2;
- Sensor-Surface: 1.4mm (Mechanical Surface Detection)
- Electronics: DAE4 Sn1459; Calibrated: 2017/9/15
- Phantom: SAM (30deg probe tilt) with CRP v5.0_20150321; Type: QD000P40CD; Serial: TP:1874
- Measurement SW: DASY52, Version 52.8 (8);

Area Scan (51x121x1): Interpolated grid: dx=1.500 mm, dy=1.500 mm

Maximum value of SAR (interpolated) = 0.423 W/kg

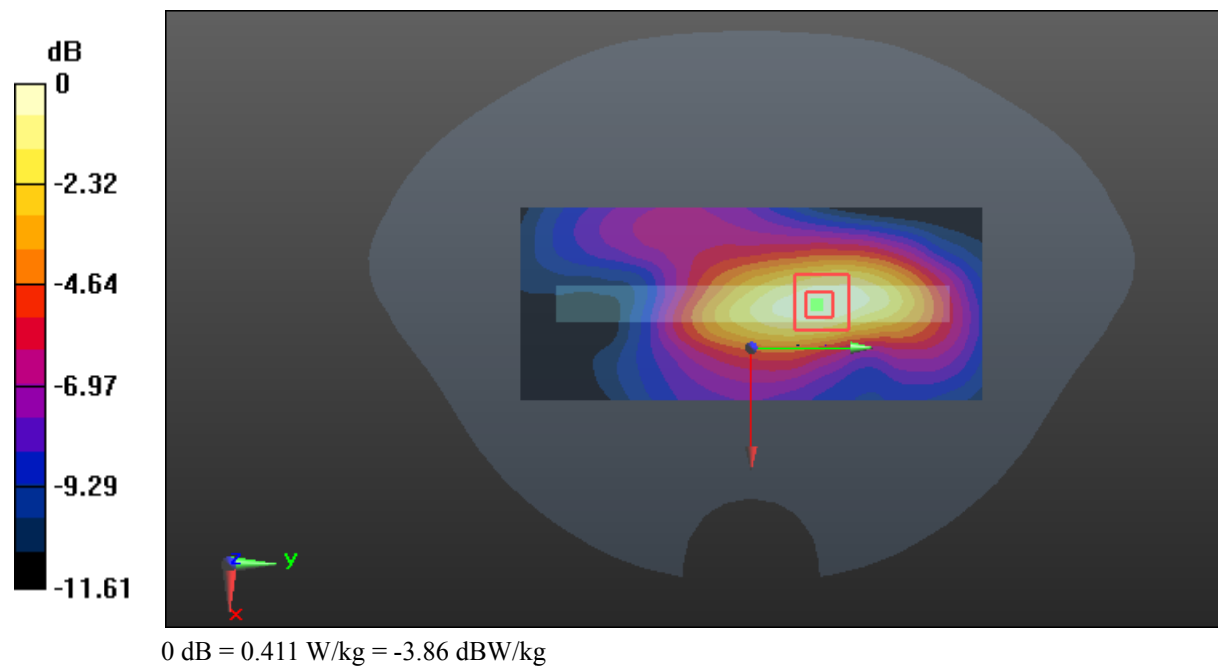
Zoom Scan (5x5x7)/Cube 0: Measurement grid: dx=8mm, dy=8mm, dz=5mm

Reference Value = 15.28 V/m; Power Drift = -0.05 dB

Peak SAR (extrapolated) = 0.481 W/kg

SAR(1 g) = 0.293 W/kg; SAR(10 g) = 0.185 W/kg

Maximum value of SAR (measured) = 0.411 W/kg



Test Plot 12#: GSM 850_Body Bottom_Middle**DUT: TD-LTE Digital Mobile Phone; Type: IS740.2; Serial: 18041300121**

Communication System: Generic GPRS-4 slots; Frequency: 836.6 MHz; Duty Cycle: 1:2
Medium parameters used: $f = 836.6$ MHz; $\sigma = 0.991$ S/m; $\epsilon_r = 55.205$; $\rho = 1000$ kg/m³ ;
Phantom section: Flat Section

DASY5 Configuration:

- Probe: EX3DV4 - SN7441; ConvF(9.95, 9.95, 9.95); Calibrated: 2017/11/2;
- Sensor-Surface: 1.4mm (Mechanical Surface Detection)
- Electronics: DAE4 Sn1459; Calibrated: 2017/9/15
- Phantom: SAM (30deg probe tilt) with CRP v5.0_20150321; Type: QD000P40CD; Serial: TP:1874
- Measurement SW: DASY52, Version 52.8 (8);

Area Scan (51x81x1): Interpolated grid: dx=1.500 mm, dy=1.500 mm

Maximum value of SAR (interpolated) = 0.379 W/kg

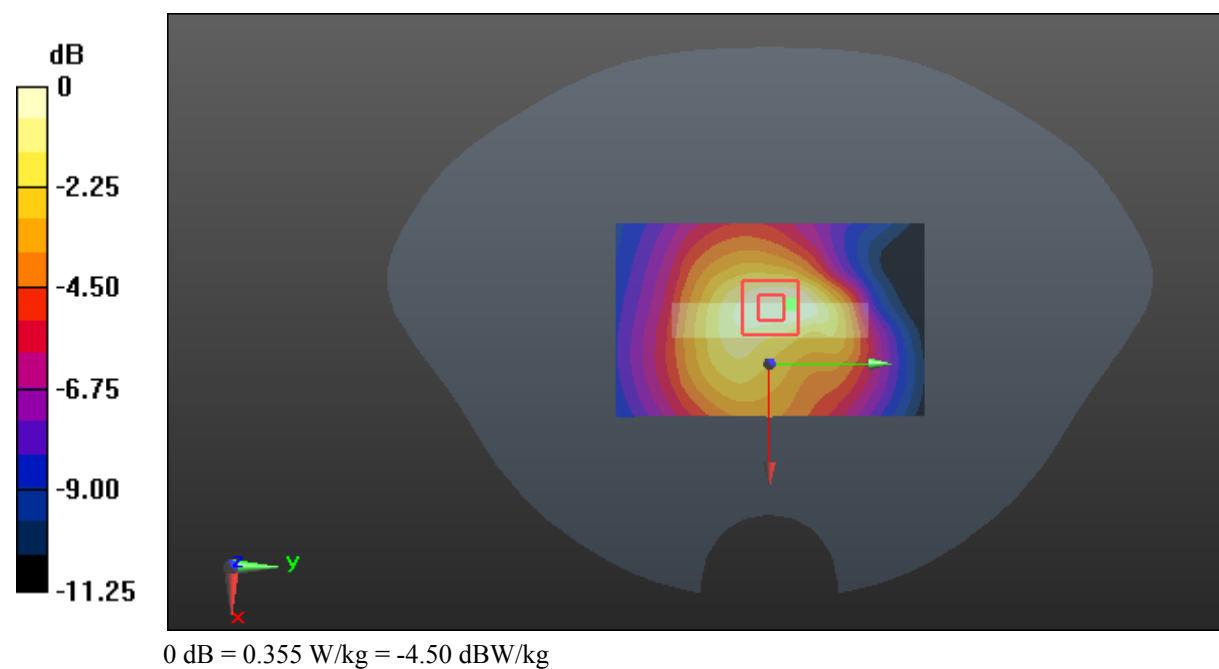
Zoom Scan (6x6x7)/Cube 0: Measurement grid: dx=8mm, dy=8mm, dz=5mm

Reference Value = 16.60 V/m; Power Drift = -0.08 dB

Peak SAR (extrapolated) = 0.415 W/kg

SAR(1 g) = 0.269 W/kg; SAR(10 g) = 0.179 W/kg

Maximum value of SAR (measured) = 0.355 W/kg



Test Plot 13#: GSM 1900_Head Left Cheek_Low**DUT: TD-LTE Digital Mobile Phone; Type: IS740.2; Serial: 18041300121**

Communication System: Generic GSM; Frequency: 1850.2 MHz; Duty Cycle: 1:8
Medium parameters used: $f = 1850.2$ MHz; $\sigma = 1.362$ S/m; $\epsilon_r = 39.354$; $\rho = 1000$ kg/m³ ;
Phantom section: Left Section

DASY5 Configuration:

- Probe: EX3DV4 - SN7441; ConvF(7.9, 7.9, 7.9); Calibrated: 2017/11/2;
- Sensor-Surface: 1.4mm (Mechanical Surface Detection)
- Electronics: DAE4 Sn1459; Calibrated: 2017/9/15
- Phantom: SAM (30deg probe tilt) with CRP v5.0_20150321; Type: QD000P40CD; Serial: TP:1874
- Measurement SW: DASY52, Version 52.8 (8);

Area Scan (111x71x1): Interpolated grid: dx=1.500 mm, dy=1.500 mm

Maximum value of SAR (interpolated) = 0.250 W/kg


Zoom Scan (5x5x7)/Cube 0: Measurement grid: dx=8mm, dy=8mm, dz=5mm

Reference Value = 5.334 V/m; Power Drift = -0.12 dB

Peak SAR (extrapolated) = 0.287 W/kg

SAR(1 g) = 0.181 W/kg; SAR(10 g) = 0.114 W/kg

Maximum value of SAR (measured) = 0.251 W/kg



0 dB = 0.251 W/kg = -6.00 dBW/kg

Test Plot 14#: GSM 1900_Head Left Cheek_Middle**DUT: TD-LTE Digital Mobile Phone; Type: IS740.2; Serial: 18041300121**

Communication System: Generic GSM; Frequency: 1880 MHz; Duty Cycle: 1:8
Medium parameters used: $f = 1880$ MHz; $\sigma = 1.395$ S/m; $\epsilon_r = 38.948$; $\rho = 1000$ kg/m³ ;
Phantom section: Left Section

DASY5 Configuration:

- Probe: EX3DV4 - SN7441; ConvF(7.9, 7.9, 7.9); Calibrated: 2017/11/2;
- Sensor-Surface: 1.4mm (Mechanical Surface Detection)
- Electronics: DAE4 Sn1459; Calibrated: 2017/9/15
- Phantom: SAM (30deg probe tilt) with CRP v5.0_20150321; Type: QD000P40CD; Serial: TP:1874
- Measurement SW: DASY52, Version 52.8 (8);

Area Scan (111x71x1): Interpolated grid: dx=1.500 mm, dy=1.500 mm

Maximum value of SAR (interpolated) = 0.427 W/kg


Zoom Scan (5x5x7)/Cube 0: Measurement grid: dx=8mm, dy=8mm, dz=5mm

Reference Value = 5.393 V/m; Power Drift = -0.11 dB

Peak SAR (extrapolated) = 0.457 W/kg

SAR(1 g) = 0.272 W/kg; SAR(10 g) = 0.166 W/kg

Maximum value of SAR (measured) = 0.391 W/kg



0 dB = 0.391 W/kg = -4.08 dBW/kg

Test Plot 15#: GSM 1900_Head Left Cheek_High**DUT: TD-LTE Digital Mobile Phone; Type: IS740.2; Serial: 18041300121**

Communication System: Generic GSM; Frequency: 1909.8 MHz; Duty Cycle: 1:8
Medium parameters used: $f = 1909.8$ MHz; $\sigma = 1.421$ S/m; $\epsilon_r = 38.994$; $\rho = 1000$ kg/m³ ;
Phantom section: Left Section

DASY5 Configuration:

- Probe: EX3DV4 - SN7441; ConvF(7.9, 7.9, 7.9); Calibrated: 2017/11/2;
- Sensor-Surface: 1.4mm (Mechanical Surface Detection)
- Electronics: DAE4 Sn1459; Calibrated: 2017/9/15
- Phantom: SAM (30deg probe tilt) with CRP v5.0_20150321; Type: QD000P40CD; Serial: TP:1874
- Measurement SW: DASY52, Version 52.8 (8);

Area Scan (111x71x1): Interpolated grid: $dx=1.500$ mm, $dy=1.500$ mm

Maximum value of SAR (interpolated) = 0.281 W/kg


Zoom Scan (5x5x7)/Cube 0: Measurement grid: $dx=8$ mm, $dy=8$ mm, $dz=5$ mm

Reference Value = 5.269 V/m; Power Drift = 0.14 dB

Peak SAR (extrapolated) = 0.277 W/kg

SAR(1 g) = 0.174 W/kg; SAR(10 g) = 0.112 W/kg

Maximum value of SAR (measured) = 0.234 W/kg



0 dB = 0.234 W/kg = -6.31 dBW/kg

Test Plot 16#: GSM 1900_Head Left Tilt_Middle**DUT: TD-LTE Digital Mobile Phone; Type: IS740.2; Serial: 18041300121**

Communication System: Generic GSM; Frequency: 1880 MHz; Duty Cycle: 1:8
Medium parameters used: $f = 1880$ MHz; $\sigma = 1.395$ S/m; $\epsilon_r = 38.948$; $\rho = 1000$ kg/m³ ;
Phantom section: Left Section

DASY5 Configuration:

- Probe: EX3DV4 - SN7441; ConvF(7.9, 7.9, 7.9); Calibrated: 2017/11/2;
- Sensor-Surface: 1.4mm (Mechanical Surface Detection)
- Electronics: DAE4 Sn1459; Calibrated: 2017/9/15
- Phantom: SAM (30deg probe tilt) with CRP v5.0_20150321; Type: QD000P40CD; Serial: TP:1874
- Measurement SW: DASY52, Version 52.8 (8);

Area Scan (111x71x1): Interpolated grid: dx=1.500 mm, dy=1.500 mm

Maximum value of SAR (interpolated) = 0.119 W/kg


Zoom Scan (6x6x7)/Cube 0: Measurement grid: dx=8mm, dy=8mm, dz=5mm

Reference Value = 8.012 V/m; Power Drift = -0.20 dB

Peak SAR (extrapolated) = 0.130 W/kg

SAR(1 g) = 0.083 W/kg; SAR(10 g) = 0.057 W/kg

Maximum value of SAR (measured) = 0.111 W/kg



0 dB = 0.111 W/kg = -9.55 dBW/kg

Test Plot 17#: GSM 1900_Head Right Cheek_Middle**DUT: TD-LTE Digital Mobile Phone; Type: IS740.2; Serial: 18041300121**

Communication System: Generic GSM; Frequency: 1880 MHz; Duty Cycle: 1:8
Medium parameters used: $f = 1880$ MHz; $\sigma = 1.395$ S/m; $\epsilon_r = 38.948$; $\rho = 1000$ kg/m³ ;
Phantom section: Right Section

DASY5 Configuration:

- Probe: EX3DV4 - SN7441; ConvF(7.9, 7.9, 7.9); Calibrated: 2017/11/2;
- Sensor-Surface: 1.4mm (Mechanical Surface Detection)
- Electronics: DAE4 Sn1459; Calibrated: 2017/9/15
- Phantom: SAM (30deg probe tilt) with CRP v5.0_20150321; Type: QD000P40CD; Serial: TP:1874
- Measurement SW: DASY52, Version 52.8 (8);

Area Scan (111x71x1): Interpolated grid: dx=1.500 mm, dy=1.500 mm

Maximum value of SAR (interpolated) = 0.406 W/kg


Zoom Scan (5x5x7)/Cube 0: Measurement grid: dx=8mm, dy=8mm, dz=5mm

Reference Value = 4.472 V/m; Power Drift = 0.17 dB

Peak SAR (extrapolated) = 0.264 W/kg

SAR(1 g) = 0.225 W/kg; SAR(10 g) = 0.181 W/kg

Maximum value of SAR (measured) = 0.248 W/kg



Test Plot 18#: GSM 1900_Head Right Tilt_Middle**DUT: TD-LTE Digital Mobile Phone; Type: IS740.2; Serial: 18041300121**

Communication System: Generic GSM; Frequency: 1880 MHz; Duty Cycle: 1:8
Medium parameters used: $f = 1880$ MHz; $\sigma = 1.395$ S/m; $\epsilon_r = 38.948$; $\rho = 1000$ kg/m³ ;
Phantom section: Right Section

DASY5 Configuration:

- Probe: EX3DV4 - SN7441; ConvF(7.9, 7.9, 7.9); Calibrated: 2017/11/2;
- Sensor-Surface: 1.4mm (Mechanical Surface Detection)
- Electronics: DAE4 Sn1459; Calibrated: 2017/9/15
- Phantom: SAM (30deg probe tilt) with CRP v5.0_20150321; Type: QD000P40CD; Serial: TP:1874
- Measurement SW: DASY52, Version 52.8 (8);

Area Scan (111x71x1): Interpolated grid: dx=1.500 mm, dy=1.500 mm

Maximum value of SAR (interpolated) = 0.124 W/kg


Zoom Scan (5x5x7)/Cube 0: Measurement grid: dx=8mm, dy=8mm, dz=5mm

Reference Value = 6.022 V/m; Power Drift = -0.07 dB

Peak SAR (extrapolated) = 0.125 W/kg

SAR(1 g) = 0.105 W/kg; SAR(10 g) = 0.084 W/kg

Maximum value of SAR (measured) = 0.119 W/kg



Test Plot 19#: GSM 1900_Body Worn Back_Middle**DUT: TD-LTE Digital Mobile Phone; Type: IS740.2; Serial: 18041300121**

Communication System: Generic GSM; Frequency: 1880 MHz; Duty Cycle: 1:8
Medium parameters used: $f = 1880$ MHz; $\sigma = 1.541$ S/m; $\epsilon_r = 52.676$; $\rho = 1000$ kg/m³ ;
Phantom section: Flat Section

DASY5 Configuration:

- Probe: EX3DV4 - SN7441; ConvF(7.79, 7.79, 7.79); Calibrated: 2017/11/2;
- Sensor-Surface: 1.4mm (Mechanical Surface Detection)
- Electronics: DAE4 Sn1459; Calibrated: 2017/9/15
- Phantom: SAM (30deg probe tilt) with CRP v5.0_20150321; Type: QD000P40CD; Serial: TP:1874
- Measurement SW: DASY52, Version 52.8 (8);

Area Scan (71x121x1): Interpolated grid: dx=1.500 mm, dy=1.500 mm

Maximum value of SAR (interpolated) = 0.669 W/kg

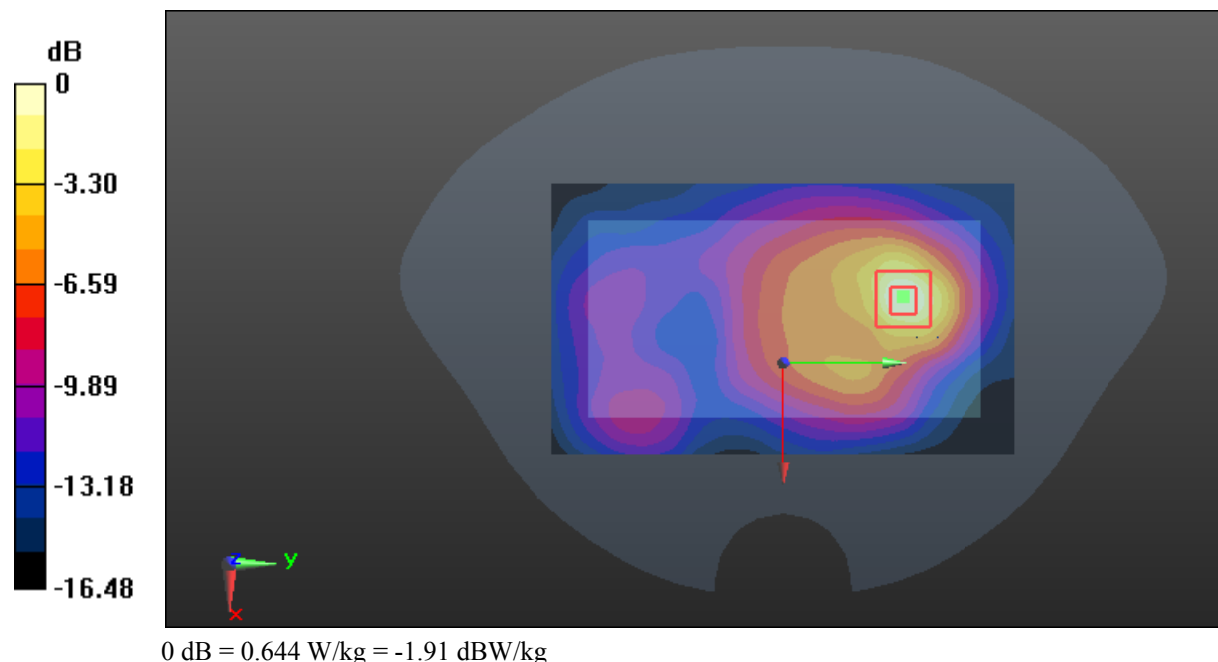
Zoom Scan (5x5x7)/Cube 0: Measurement grid: dx=8mm, dy=8mm, dz=5mm

Reference Value = 8.520 V/m; Power Drift = 0.09 dB

Peak SAR (extrapolated) = 0.809 W/kg

SAR(1 g) = 0.423 W/kg; SAR(10 g) = 0.217 W/kg

Maximum value of SAR (measured) = 0.644 W/kg



Test Plot 20#: GSM 1900_Body Back_Low**DUT: TD-LTE Digital Mobile Phone; Type: IS740.2; Serial: 18041300121**

Communication System: Generic GPRS-4 slots; Frequency: 1850.2 MHz; Duty Cycle: 1:2
Medium parameters used: $f = 1850.2$ MHz; $\sigma = 1.512$ S/m; $\epsilon_r = 53.146$; $\rho = 1000$ kg/m³ ;
Phantom section: Flat Section

DASY5 Configuration:

- Probe: EX3DV4 - SN7441; ConvF(7.79, 7.79, 7.79); Calibrated: 2017/11/2;
- Sensor-Surface: 1.4mm (Mechanical Surface Detection)
- Electronics: DAE4 Sn1459; Calibrated: 2017/9/15
- Phantom: SAM (30deg probe tilt) with CRP v5.0_20150321; Type: QD000P40CD; Serial: TP:1874
- Measurement SW: DASY52, Version 52.8 (8);

Area Scan (71x121x1): Interpolated grid: dx=1.500 mm, dy=1.500 mm

Maximum value of SAR (interpolated) = 1.17 W/kg

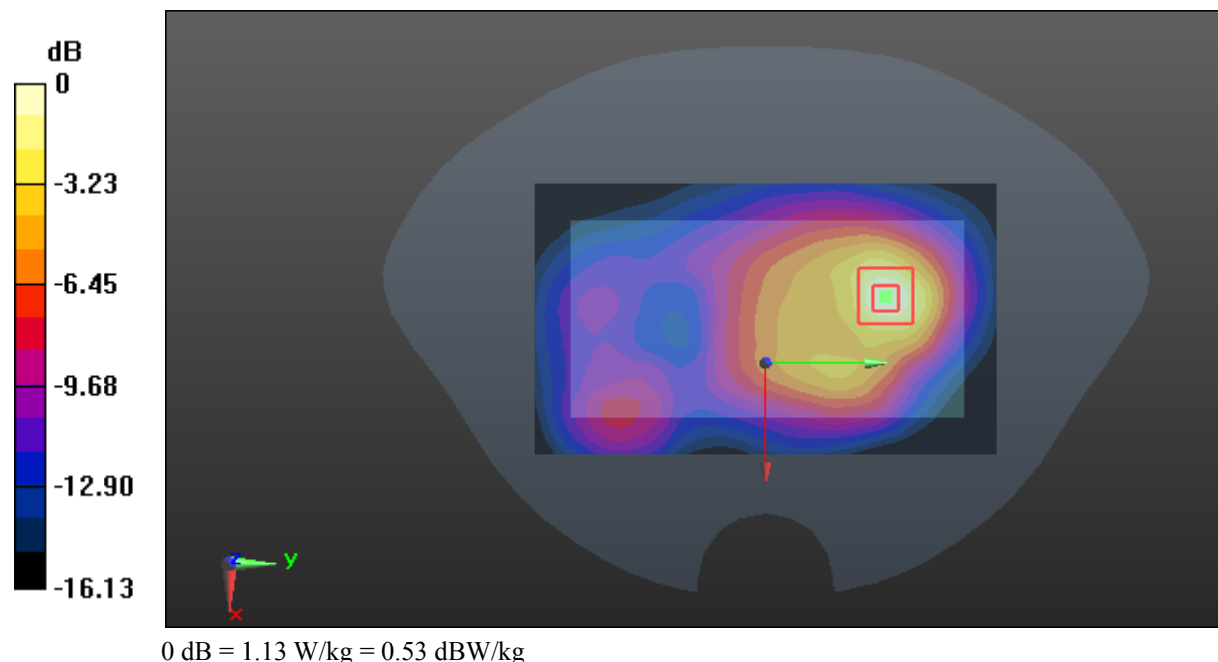
Zoom Scan (5x5x7)/Cube 0: Measurement grid: dx=8mm, dy=8mm, dz=5mm

Reference Value = 12.31 V/m; Power Drift = -0.02 dB

Peak SAR (extrapolated) = 1.37 W/kg

SAR(1 g) = 0.739 W/kg; SAR(10 g) = 0.387 W/kg

Maximum value of SAR (measured) = 1.13 W/kg



Test Plot 21#: GSM 1900_Body Back_Middle**DUT: TD-LTE Digital Mobile Phone; Type: IS740.2; Serial: 18041300121**

Communication System: Generic GPRS-4 slots; Frequency: 1880 MHz; Duty Cycle: 1:2
Medium parameters used: $f = 1880$ MHz; $\sigma = 1.541$ S/m; $\epsilon_r = 52.676$; $\rho = 1000$ kg/m³ ;
Phantom section: Flat Section

DASY5 Configuration:

- Probe: EX3DV4 - SN7441; ConvF(7.79, 7.79, 7.79); Calibrated: 2017/11/2;
- Sensor-Surface: 1.4mm (Mechanical Surface Detection)
- Electronics: DAE4 Sn1459; Calibrated: 2017/9/15
- Phantom: SAM (30deg probe tilt) with CRP v5.0_20150321; Type: QD000P40CD; Serial: TP:1874
- Measurement SW: DASY52, Version 52.8 (8);

Area Scan (71x121x1): Interpolated grid: dx=1.500 mm, dy=1.500 mm

Maximum value of SAR (interpolated) = 1.85 W/kg

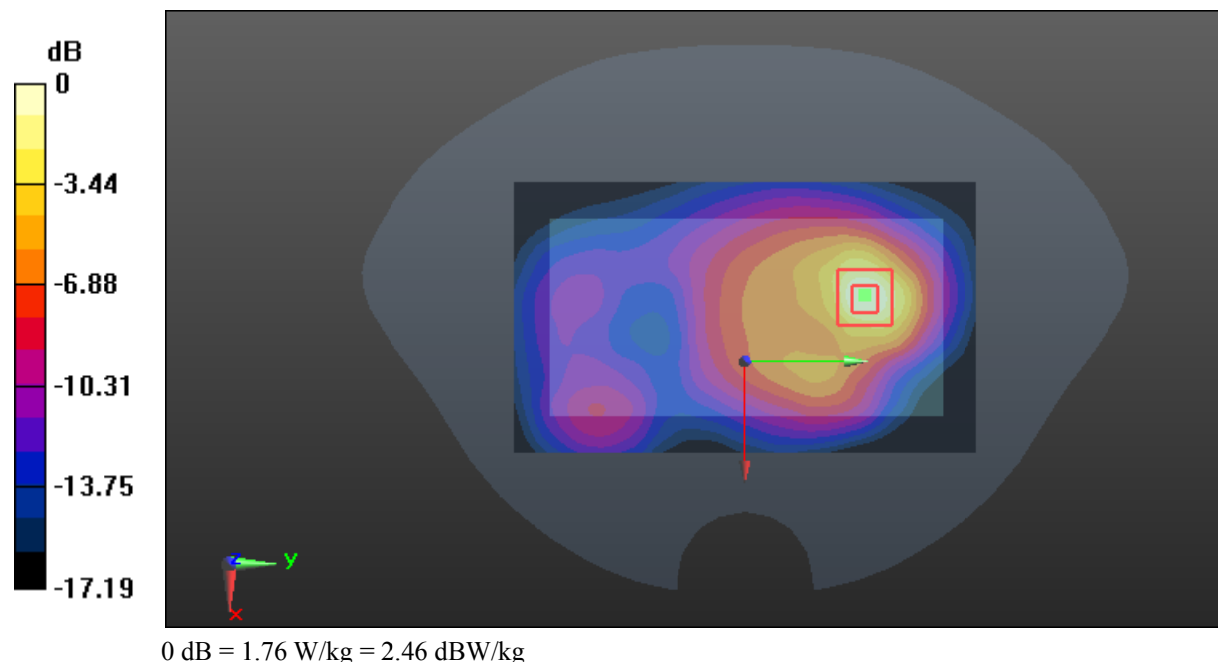
Zoom Scan (5x5x7)/Cube 0: Measurement grid: dx=8mm, dy=8mm, dz=5mm

Reference Value = 14.04 V/m; Power Drift = -0.12 dB

Peak SAR (extrapolated) = 2.25 W/kg

SAR(1 g) = 1.15 W/kg; SAR(10 g) = 0.578 W/kg

Maximum value of SAR (measured) = 1.76 W/kg



Test Plot 22#: GSM 1900_Body Back_High**DUT: TD-LTE Digital Mobile Phone; Type: IS740.2; Serial: 18041300121**

Communication System: Generic GPRS-4 slots; Frequency: 1909.8 MHz; Duty Cycle: 1:2
Medium parameters used: $f = 1909.8$ MHz; $\sigma = 1.541$ S/m; $\epsilon_r = 52.643$; $\rho = 1000$ kg/m³ ;
Phantom section: Flat Section

DASY5 Configuration:

- Probe: EX3DV4 - SN7441; ConvF(7.79, 7.79, 7.79); Calibrated: 2017/11/2;
- Sensor-Surface: 1.4mm (Mechanical Surface Detection)
- Electronics: DAE4 Sn1459; Calibrated: 2017/9/15
- Phantom: SAM (30deg probe tilt) with CRP v5.0_20150321; Type: QD000P40CD; Serial: TP:1874
- Measurement SW: DASY52, Version 52.8 (8);

Area Scan (71x121x1): Interpolated grid: dx=1.500 mm, dy=1.500 mm

Maximum value of SAR (interpolated) = 1.85 W/kg

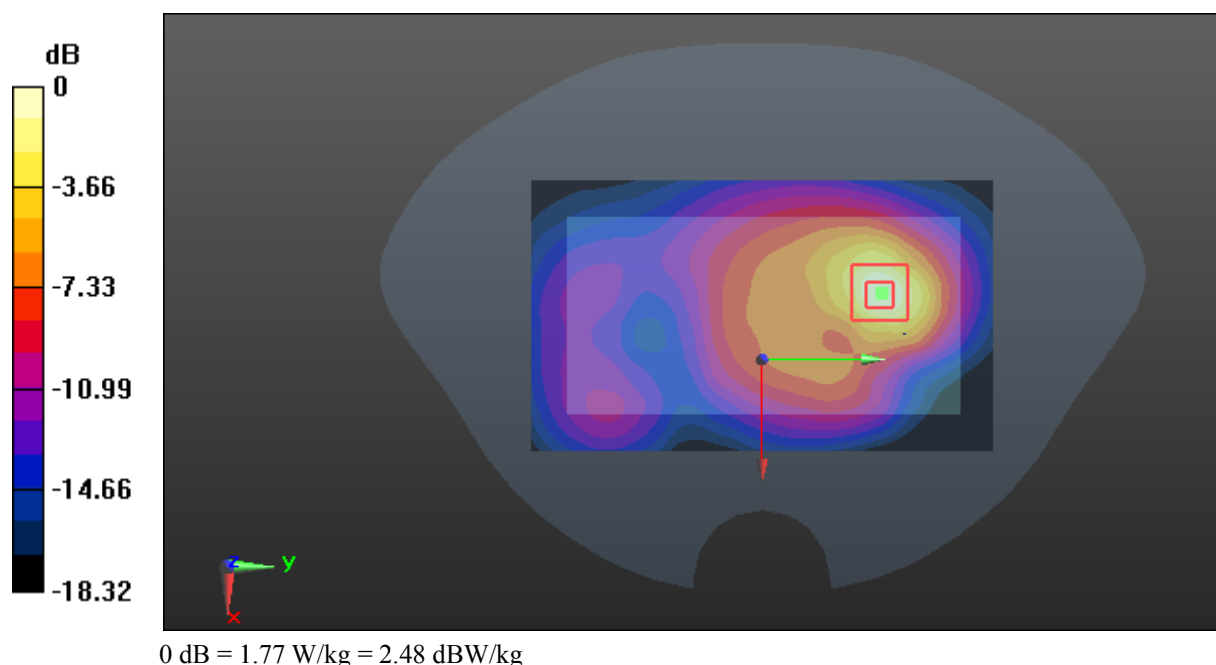
Zoom Scan (5x5x7)/Cube 0: Measurement grid: dx=8mm, dy=8mm, dz=5mm

Reference Value = 13.96 V/m; Power Drift = -0.09 dB

Peak SAR (extrapolated) = 2.16 W/kg

SAR(1 g) = 1.13 W/kg; SAR(10 g) = 0.573 W/kg

Maximum value of SAR (measured) = 1.77 W/kg



Test Plot 23#: GSM 1900_Body Left_Middle

DUT: TD-LTE Digital Mobile Phone; Type: IS740.2; Serial: 18041300121

Communication System: Generic GPRS-4 slots; Frequency: 1880 MHz; Duty Cycle: 1:2
 Medium parameters used: $f = 1880 \text{ MHz}$; $\sigma = 1.541 \text{ S/m}$; $\epsilon_r = 52.676$; $\rho = 1000 \text{ kg/m}^3$;
 Phantom section: Flat Section

DASY5 Configuration:

- Probe: EX3DV4 - SN7441; ConvF(7.79, 7.79, 7.79); Calibrated: 2017/11/2;
- Sensor-Surface: 1.4mm (Mechanical Surface Detection)
- Electronics: DAE4 Sn1459; Calibrated: 2017/9/15
- Phantom: SAM (30deg probe tilt) with CRP v5.0_20150321; Type: QD000P40CD; Serial: TP:1874
- Measurement SW: DASY52, Version 52.8 (8);

Area Scan (51x121x1): Interpolated grid: $dx=1.500 \text{ mm}$, $dy=1.500 \text{ mm}$

Maximum value of SAR (interpolated) = 0.483 W/kg

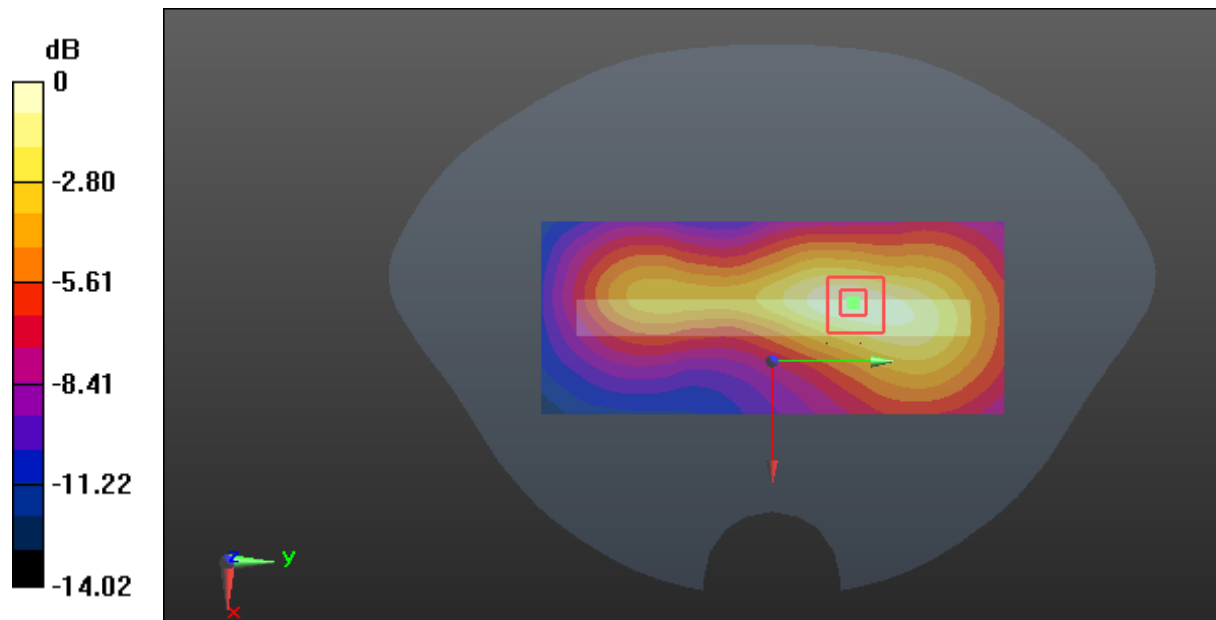
Zoom Scan (5x5x7)/Cube 0: Measurement grid: $dx=8\text{mm}$, $dy=8\text{mm}$, $dz=5\text{mm}$

Reference Value = 10.86 V/m; Power Drift = -0.10 dB

Peak SAR (extrapolated) = 0.584 W/kg

SAR(1 g) = 0.327 W/kg; SAR(10 g) = 0.192 W/kg

Maximum value of SAR (measured) = 0.489 W/kg



0 dB = 0.489 W/kg = -3.11 dBW/kg

Test Plot 24#: GSM 1900_Body Bottom_Middle**DUT: TD-LTE Digital Mobile Phone; Type: IS740.2; Serial: 18041300121**

Communication System: Generic GPRS-4 slots; Frequency: 1880 MHz; Duty Cycle: 1:2
Medium parameters used: $f = 1880$ MHz; $\sigma = 1.541$ S/m; $\epsilon_r = 52.676$; $\rho = 1000$ kg/m³ ;
Phantom section: Flat Section

DASY5 Configuration:

- Probe: EX3DV4 - SN7441; ConvF(7.79, 7.79, 7.79); Calibrated: 2017/11/2;
- Sensor-Surface: 1.4mm (Mechanical Surface Detection)
- Electronics: DAE4 Sn1459; Calibrated: 2017/9/15
- Phantom: SAM (30deg probe tilt) with CRP v5.0_20150321; Type: QD000P40CD; Serial: TP:1874
- Measurement SW: DASY52, Version 52.8 (8);

Area Scan (51x81x1): Interpolated grid: dx=1.500 mm, dy=1.500 mm

Maximum value of SAR (interpolated) = 0.451 W/kg

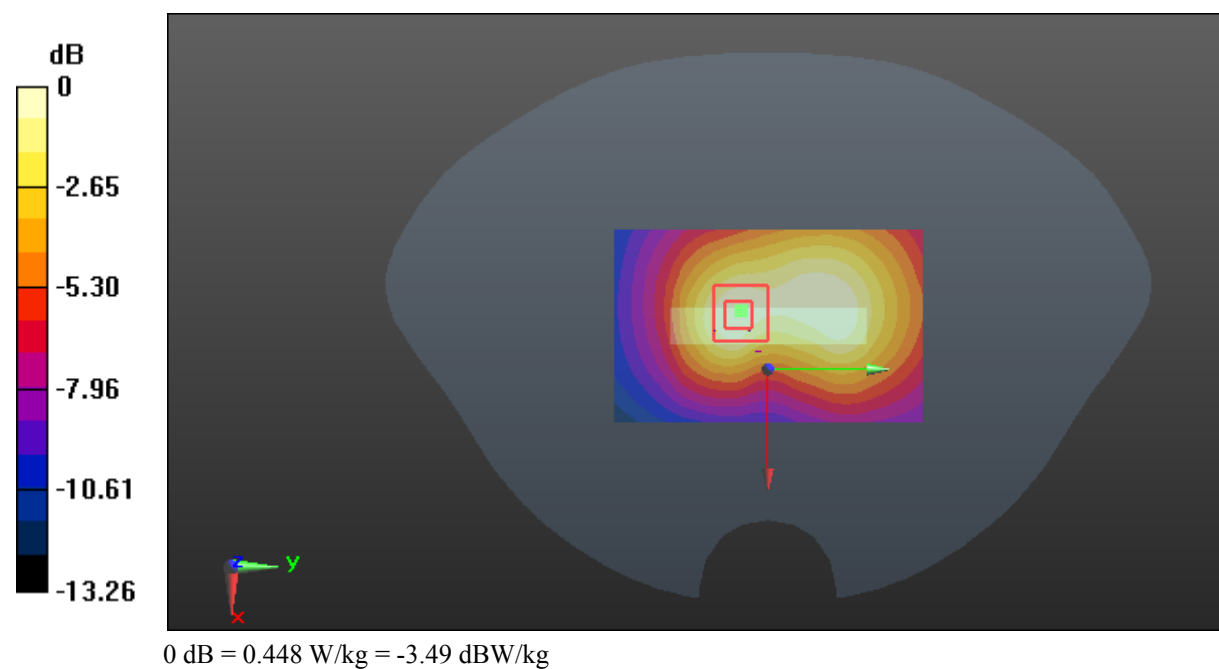
Zoom Scan (5x5x7)/Cube 0: Measurement grid: dx=8mm, dy=8mm, dz=5mm

Reference Value = 13.00 V/m; Power Drift = -0.12 dB

Peak SAR (extrapolated) = 0.542 W/kg

SAR(1 g) = 0.302 W/kg; SAR(10 g) = 0.175 W/kg

Maximum value of SAR (measured) = 0.448 W/kg



Test Plot 25#: CDMA 850(BC0)_Head Left Cheek_Low**DUT: TD-LTE Digital Mobile Phone; Type: IS740.2; Serial: 18041300121**

Communication System: CDMA 1xRTT; Frequency: 824.7 MHz; Duty Cycle: 1:1

Medium parameters used: $f = 824.7$ MHz; $\sigma = 0.909$ S/m; $\epsilon_r = 40.588$; $\rho = 1000$ kg/m³

Phantom section: Left Section

DASY5 Configuration:

- Probe: EX3DV4 - SN7441; ConvF(9.98, 9.98, 9.98); Calibrated: 2017/11/2;
- Sensor-Surface: 1.4mm (Mechanical Surface Detection)
- Electronics: DAE4 Sn1459; Calibrated: 2017/9/15
- Phantom: SAM (30deg probe tilt) with CRP v5.0_20150321; Type: QD000P40CD; Serial: TP:1874
- Measurement SW: DASY52, Version 52.8 (8);

Area Scan (111x71x1): Interpolated grid: dx=1.500 mm, dy=1.500 mm

Maximum value of SAR (interpolated) = 0.283 W/kg


Zoom Scan (5x5x7)/Cube 0: Measurement grid: dx=8mm, dy=8mm, dz=5mm

Reference Value = 4.074 V/m; Power Drift = 0.16 dB

Peak SAR (extrapolated) = 0.280 W/kg

SAR(1 g) = 0.200 W/kg; SAR(10 g) = 0.143 W/kg

Maximum value of SAR (measured) = 0.241 W/kg



0 dB = 0.241 W/kg = -6.18 dBW/kg

Test Plot 26#: CDMA 850(BC0)_Head Left Cheek_Middle**DUT: TD-LTE Digital Mobile Phone; Type: IS740.2; Serial: 18041300121**

Communication System: CDMA 1xRTT; Frequency: 836.52 MHz; Duty Cycle: 1:1

Medium parameters used: $f = 836.52$ MHz; $\sigma = 0.925$ S/m; $\epsilon_r = 40.901$; $\rho = 1000$ kg/m³

Phantom section: Left Section

DASY5 Configuration:

- Probe: EX3DV4 - SN7441; ConvF(9.98, 9.98, 9.98); Calibrated: 2017/11/2;
- Sensor-Surface: 1.4mm (Mechanical Surface Detection)
- Electronics: DAE4 Sn1459; Calibrated: 2017/9/15
- Phantom: SAM (30deg probe tilt) with CRP v5.0_20150321; Type: QD000P40CD; Serial: TP:1874
- Measurement SW: DASY52, Version 52.8 (8);

Area Scan (111x71x1): Interpolated grid: dx=1.500 mm, dy=1.500 mm

Maximum value of SAR (interpolated) = 0.215 W/kg

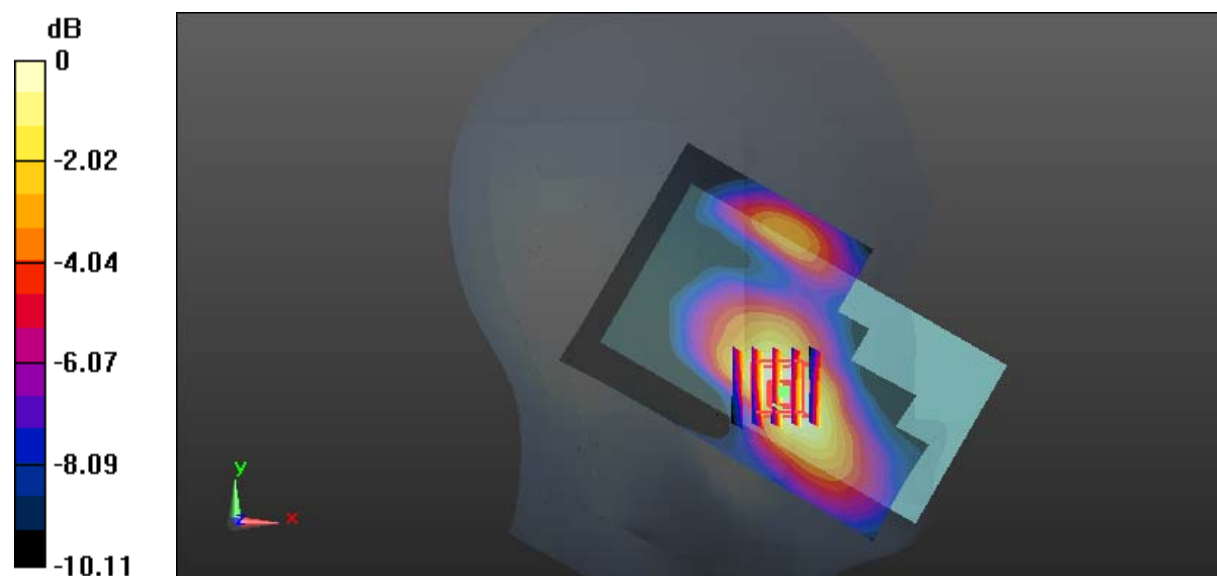
Zoom Scan (5x5x7)/Cube 0: Measurement grid: dx=8mm, dy=8mm, dz=5mm

Reference Value = 3.798 V/m; Power Drift = 0.17 dB

Peak SAR (extrapolated) = 0.218 W/kg

SAR(1 g) = 0.152 W/kg; SAR(10 g) = 0.107 W/kg

Maximum value of SAR (measured) = 0.187 W/kg



0 dB = 0.187 W/kg = -7.28 dBW/kg

Test Plot 27#: CDMA 850(BC0)_Head Left Cheek_High

DUT: TD-LTE Digital Mobile Phone; Type: IS740.2; Serial: 18041300121


Communication System: CDMA 1xRTT; Frequency: 848.31 MHz; Duty Cycle: 1:1
 Medium parameters used: $f = 848.31 \text{ MHz}$; $\sigma = 0.929 \text{ S/m}$; $\epsilon_r = 40.947$; $\rho = 1000 \text{ kg/m}^3$
 Phantom section: Left Section

DASY5 Configuration:

- Probe: EX3DV4 - SN7441; ConvF(9.98, 9.98, 9.98); Calibrated: 2017/11/2;
- Sensor-Surface: 1.4mm (Mechanical Surface Detection)
- Electronics: DAE4 Sn1459; Calibrated: 2017/9/15
- Phantom: SAM (30deg probe tilt) with CRP v5.0_20150321; Type: QD000P40CD; Serial: TP:1874
- Measurement SW: DASY52, Version 52.8 (8);

Area Scan (111x71x1): Interpolated grid: $dx=1.500 \text{ mm}$, $dy=1.500 \text{ mm}$
 Maximum value of SAR (interpolated) = 0.249 W/kg

Zoom Scan (5x5x7)/Cube 0: Measurement grid: $dx=8\text{mm}$, $dy=8\text{mm}$, $dz=5\text{mm}$
 Reference Value = 4.054 V/m; Power Drift = 0.08 dB
 Peak SAR (extrapolated) = 0.257 W/kg
SAR(1 g) = 0.183 W/kg; SAR(10 g) = 0.132 W/kg
 Maximum value of SAR (measured) = 0.223 W/kg



0 dB = 0.223 W/kg = -6.52 dBW/kg

Test Plot 28#: CDMA 850(BC0)_Head Left Tilt_Middle

DUT: TD-LTE Digital Mobile Phone; Type: IS740.2; Serial: 18041300121


Communication System: CDMA 1xRTT; Frequency: 836.52 MHz; Duty Cycle: 1:1
 Medium parameters used: $f = 836.52 \text{ MHz}$; $\sigma = 0.925 \text{ S/m}$; $\epsilon_r = 40.901$; $\rho = 1000 \text{ kg/m}^3$
 Phantom section: Left Section

DASY5 Configuration:

- Probe: EX3DV4 - SN7441; ConvF(9.98, 9.98, 9.98); Calibrated: 2017/11/2;
- Sensor-Surface: 1.4mm (Mechanical Surface Detection)
- Electronics: DAE4 Sn1459; Calibrated: 2017/9/15
- Phantom: SAM (30deg probe tilt) with CRP v5.0_20150321; Type: QD000P40CD; Serial: TP:1874
- Measurement SW: DASY52, Version 52.8 (8);

Area Scan (111x71x1): Interpolated grid: $dx=1.500 \text{ mm}$, $dy=1.500 \text{ mm}$
 Maximum value of SAR (interpolated) = 0.0646 W/kg

Zoom Scan (6x6x7)/Cube 0: Measurement grid: $dx=8\text{mm}$, $dy=8\text{mm}$, $dz=5\text{mm}$
 Reference Value = 5.205 V/m; Power Drift = -0.03 dB
 Peak SAR (extrapolated) = 0.0650 W/kg
SAR(1 g) = 0.050 W/kg; SAR(10 g) = 0.040 W/kg
 Maximum value of SAR (measured) = 0.0589 W/kg



0 dB = 0.0589 W/kg = -12.30 dBW/kg

Test Plot 29#: CDMA 850(BC0)_Head Right Cheek_Middle**DUT: TD-LTE Digital Mobile Phone; Type: IS740.2; Serial: 18041300121**

Communication System: CDMA 1xRTT; Frequency: 836.52 MHz; Duty Cycle: 1:1

Medium parameters used: $f = 836.52$ MHz; $\sigma = 0.925$ S/m; $\epsilon_r = 40.901$; $\rho = 1000$ kg/m³

Phantom section: Right Section

DASY5 Configuration:

- Probe: EX3DV4 - SN7441; ConvF(9.98, 9.98, 9.98); Calibrated: 2017/11/2;
- Sensor-Surface: 1.4mm (Mechanical Surface Detection)
- Electronics: DAE4 Sn1459; Calibrated: 2017/9/15
- Phantom: SAM (30deg probe tilt) with CRP v5.0_20150321; Type: QD000P40CD; Serial: TP:1874
- Measurement SW: DASY52, Version 52.8 (8);

Area Scan (111x71x1): Interpolated grid: dx=1.500 mm, dy=1.500 mm

Maximum value of SAR (interpolated) = 0.125 W/kg


Zoom Scan (5x5x7)/Cube 0: Measurement grid: dx=8mm, dy=8mm, dz=5mm

Reference Value = 4.103 V/m; Power Drift = -0.14 dB

Peak SAR (extrapolated) = 0.125 W/kg

SAR(1 g) = 0.101 W/kg; SAR(10 g) = 0.078 W/kg

Maximum value of SAR (measured) = 0.117 W/kg



0 dB = 0.117 W/kg = -9.32 dBW/kg

Test Plot 30#: CDMA 850(BC0)_Head Right Tilt_Middle**DUT: TD-LTE Digital Mobile Phone; Type: IS740.2; Serial: 18041300121**

Communication System: CDMA 1xRTT; Frequency: 836.52 MHz; Duty Cycle: 1:1

Medium parameters used: $f = 836.52$ MHz; $\sigma = 0.925$ S/m; $\epsilon_r = 40.901$; $\rho = 1000$ kg/m³

Phantom section: Right Section

DASY5 Configuration:

- Probe: EX3DV4 - SN7441; ConvF(9.98, 9.98, 9.98); Calibrated: 2017/11/2;
- Sensor-Surface: 1.4mm (Mechanical Surface Detection)
- Electronics: DAE4 Sn1459; Calibrated: 2017/9/15
- Phantom: SAM (30deg probe tilt) with CRP v5.0_20150321; Type: QD000P40CD; Serial: TP:1874
- Measurement SW: DASY52, Version 52.8 (8);

Area Scan (111x71x1): Interpolated grid: dx=1.500 mm, dy=1.500 mm

Maximum value of SAR (interpolated) = 0.0563 W/kg


Zoom Scan (5x5x7)/Cube 0: Measurement grid: dx=8mm, dy=8mm, dz=5mm

Reference Value = 4.206 V/m; Power Drift = 0.19 dB

Peak SAR (extrapolated) = 0.0570 W/kg

SAR(1 g) = 0.046 W/kg; SAR(10 g) = 0.035 W/kg

Maximum value of SAR (measured) = 0.0531 W/kg



0 dB = 0.0531 W/kg = -12.75 dBW/kg

Test Plot 31#: CDMA 850(BC0)_Body Worn Back_Middle

DUT: TD-LTE Digital Mobile Phone; Type: IS740.2; Serial: 18041300121

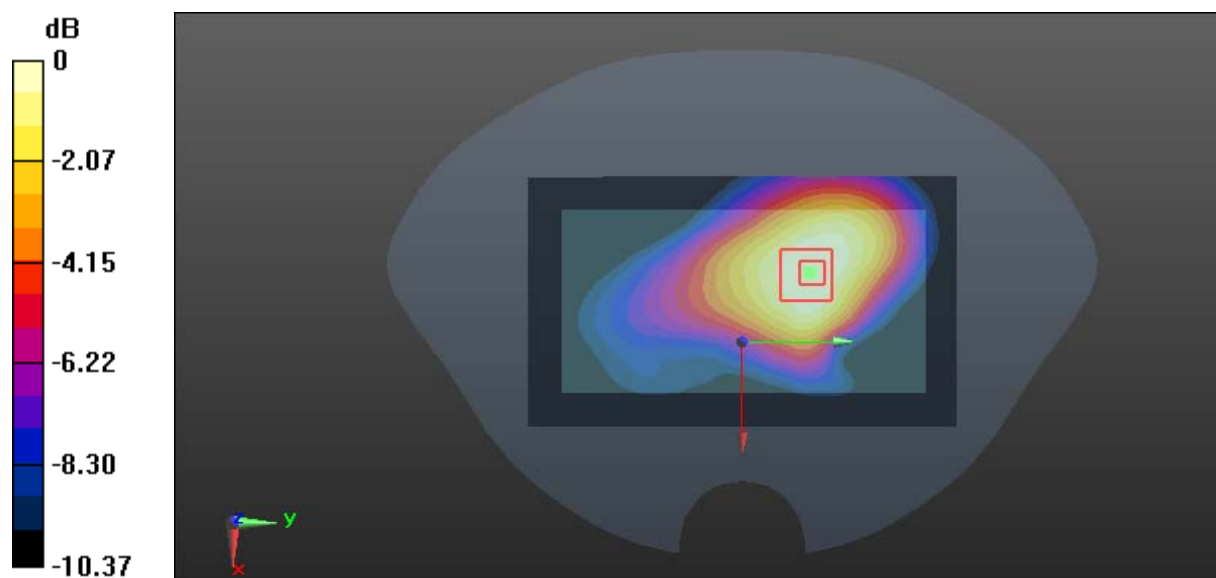
Communication System: CDMA 1xRTT; Frequency: 836.52 MHz;Duty Cycle: 1:1
 Medium parameters used: $f = 836.52 \text{ MHz}$; $\sigma = 0.991 \text{ S/m}$; $\epsilon_r = 55.201$; $\rho = 1000 \text{ kg/m}^3$
 Phantom section: Flat Section

DASY5 Configuration:

- Probe: EX3DV4 - SN7441; ConvF(9.95, 9.95, 9.95); Calibrated: 2017/11/2;
- Sensor-Surface: 1.4mm (Mechanical Surface Detection)
- Electronics: DAE4 Sn1459;Calibrated: 2017/9/15
- Phantom: SAM (30deg probe tilt) with CRP v5.0_20150321; Type: QD000P40CD; Serial: TP:1874
- Measurement SW: DASY52, Version 52.8 (8);

Area Scan (71x121x1): Interpolated grid: $dx=1.500 \text{ mm}$, $dy=1.500 \text{ mm}$
 Maximum value of SAR (interpolated) = 0.270 W/kg

Zoom Scan (5x5x7)/Cube 0: Measurement grid: $dx=8\text{mm}$, $dy=8\text{mm}$, $dz=5\text{mm}$
 Reference Value = 11.15 V/m; Power Drift = -0.08 dB
 Peak SAR (extrapolated) = 0.299 W/kg
SAR(1 g) = 0.206 W/kg; SAR(10 g) = 0.147 W/kg
 Maximum value of SAR (measured) = 0.259 W/kg



0 dB = 0.259 W/kg = -5.87 dBW/kg

Test Plot 32#: CDMA 850(BC0)_Body Back_Low

DUT: TD-LTE Digital Mobile Phone; Type: IS740.2; Serial: 18041300121

Communication System: CDMA EV-DO; Frequency: 824.7 MHz; Duty Cycle: 1:1

Medium parameters used: $f = 824.7$ MHz; $\sigma = 0.969$ S/m; $\epsilon_r = 54.823$; $\rho = 1000$ kg/m³

Phantom section: Flat Section

DASY5 Configuration:

- Probe: EX3DV4 - SN7441; ConvF(9.95, 9.95, 9.95); Calibrated: 2017/11/2;
- Sensor-Surface: 1.4mm (Mechanical Surface Detection)
- Electronics: DAE4 Sn1459; Calibrated: 2017/9/15
- Phantom: SAM (30deg probe tilt) with CRP v5.0_20150321; Type: QD000P40CD; Serial: TP:1874
- Measurement SW: DASY52, Version 52.8 (8);

Area Scan (71x121x1): Interpolated grid: dx=1.500 mm, dy=1.500 mm

Maximum value of SAR (interpolated) = 0.352 W/kg

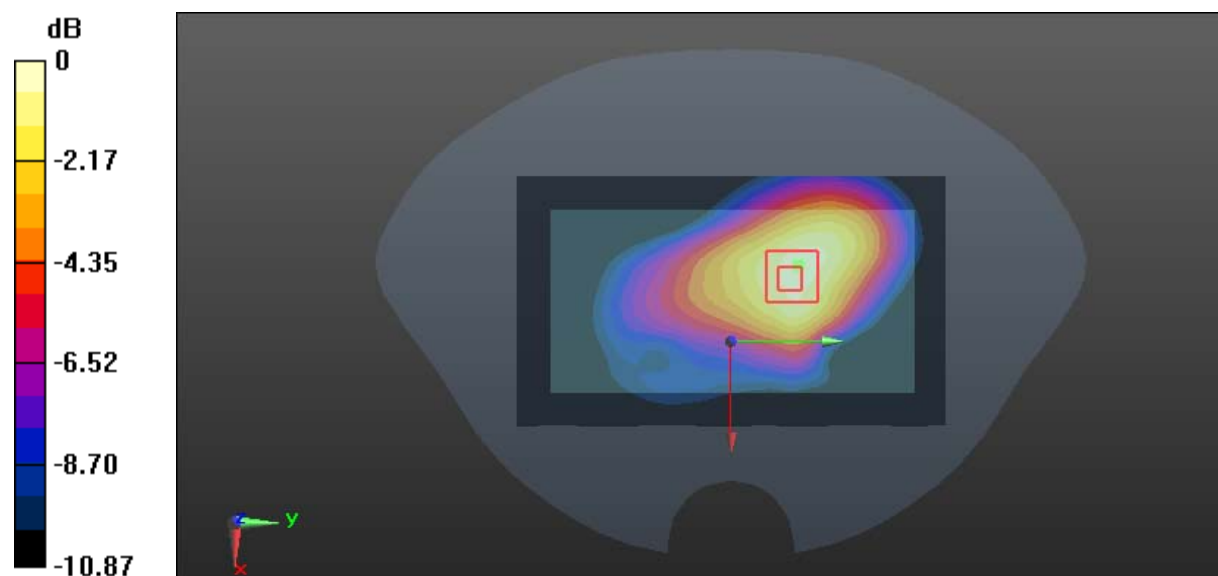
Zoom Scan (5x5x7)/Cube 0: Measurement grid: dx=8mm, dy=8mm, dz=5mm

Reference Value = 12.97 V/m; Power Drift = 0.07 dB

Peak SAR (extrapolated) = 0.431 W/kg

SAR(1 g) = 0.274 W/kg; SAR(10 g) = 0.192 W/kg

Maximum value of SAR (measured) = 0.379 W/kg



0 dB = 0.379 W/kg = -4.21 dBW/kg

Test Plot 33#: CDMA 850(BC0)_Body Back_Middle

DUT: TD-LTE Digital Mobile Phone; Type: IS740.2; Serial: 18041300121

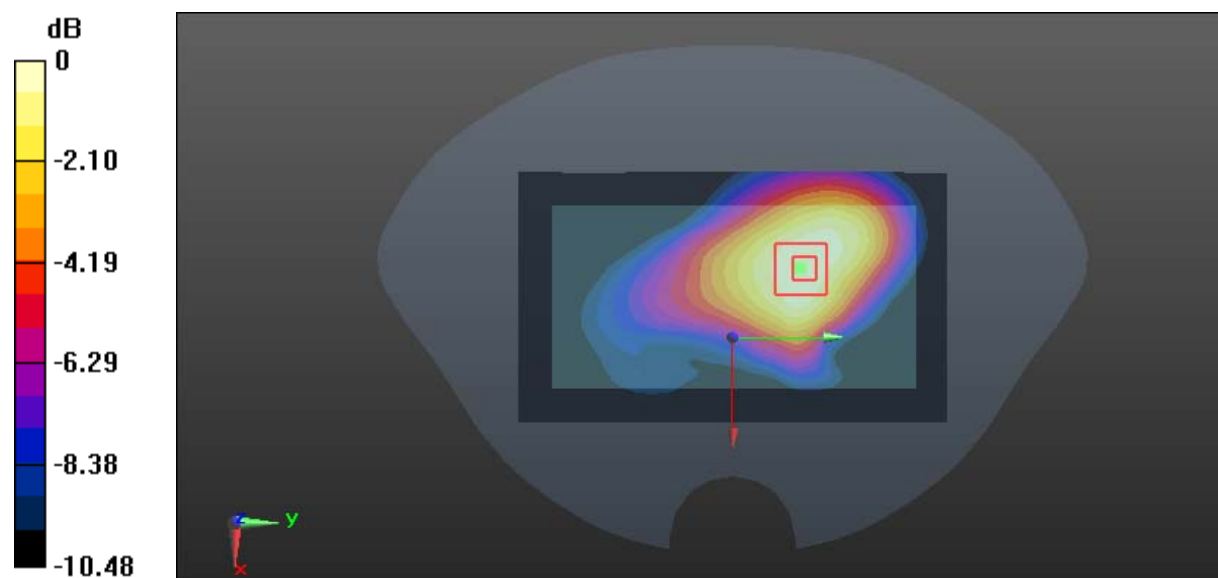
Communication System: CDMA EV-DO; Frequency: 836.52 MHz; Duty Cycle: 1:1
 Medium parameters used: $f = 836.52 \text{ MHz}$; $\sigma = 0.991 \text{ S/m}$; $\epsilon_r = 55.201$; $\rho = 1000 \text{ kg/m}^3$
 Phantom section: Flat Section

DASY5 Configuration:

- Probe: EX3DV4 - SN7441; ConvF(9.95, 9.95, 9.95); Calibrated: 2017/11/2;
- Sensor-Surface: 1.4mm (Mechanical Surface Detection)
- Electronics: DAE4 Sn1459; Calibrated: 2017/9/15
- Phantom: SAM (30deg probe tilt) with CRP v5.0_20150321; Type: QD000P40CD; Serial: TP:1874
- Measurement SW: DASY52, Version 52.8 (8);

Area Scan (71x121x1): Interpolated grid: $dx=1.500 \text{ mm}$, $dy=1.500 \text{ mm}$
 Maximum value of SAR (interpolated) = 0.327 W/kg

Zoom Scan (5x5x7)/Cube 0: Measurement grid: $dx=8\text{mm}$, $dy=8\text{mm}$, $dz=5\text{mm}$
 Reference Value = 12.10 V/m; Power Drift = -0.04 dB
 Peak SAR (extrapolated) = 0.369 W/kg
SAR(1 g) = 0.257 W/kg; SAR(10 g) = 0.181 W/kg
 Maximum value of SAR (measured) = 0.323 W/kg



0 dB = 0.323 W/kg = -4.91 dBW/kg

Test Plot 34#: CDMA 850(BC0)_Body Back_High

DUT: TD-LTE Digital Mobile Phone; Type: IS740.2; Serial: 18041300121

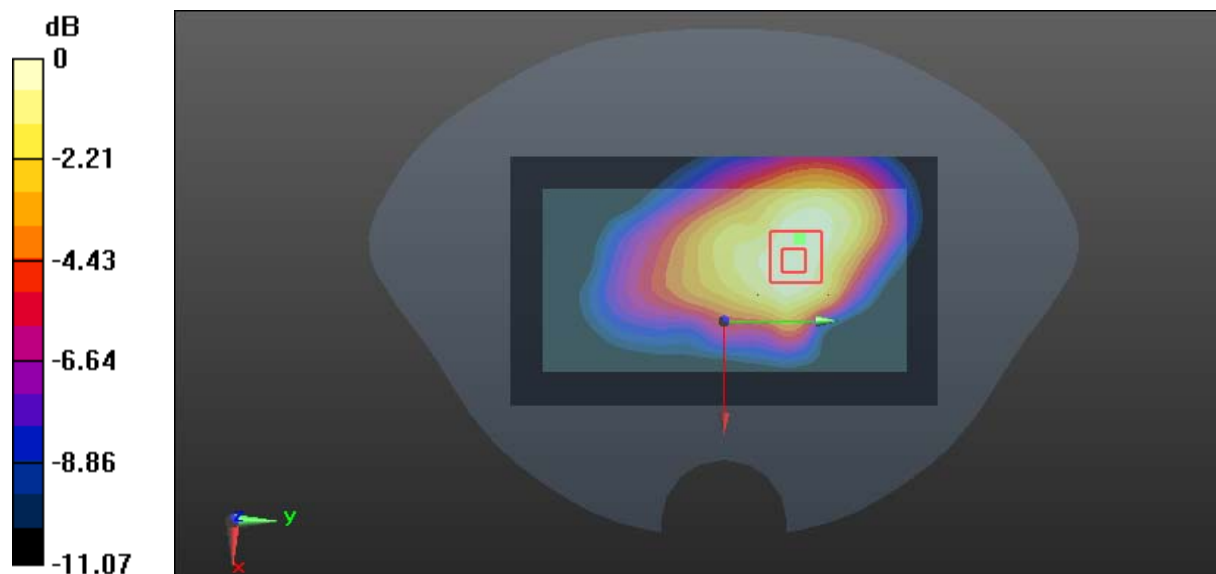
Communication System: CDMA EV-DO; Frequency: 848.31 MHz; Duty Cycle: 1:1
 Medium parameters used: $f = 848.31 \text{ MHz}$; $\sigma = 0.99 \text{ S/m}$; $\epsilon_r = 55.323$; $\rho = 1000 \text{ kg/m}^3$
 Phantom section: Flat Section

DASY5 Configuration:

- Probe: EX3DV4 - SN7441; ConvF(9.95, 9.95, 9.95); Calibrated: 2017/11/2;
- Sensor-Surface: 1.4mm (Mechanical Surface Detection)
- Electronics: DAE4 Sn1459; Calibrated: 2017/9/15
- Phantom: SAM (30deg probe tilt) with CRP v5.0_20150321; Type: QD000P40CD; Serial: TP:1874
- Measurement SW: DASY52, Version 52.8 (8);

Area Scan (71x121x1): Interpolated grid: $dx=1.500 \text{ mm}$, $dy=1.500 \text{ mm}$
 Maximum value of SAR (interpolated) = 0.356 W/kg

Zoom Scan (6x6x7)/Cube 0: Measurement grid: $dx=8\text{mm}$, $dy=8\text{mm}$, $dz=5\text{mm}$
 Reference Value = 13.42 V/m; Power Drift = -0.02 dB
 Peak SAR (extrapolated) = 0.421 W/kg
SAR(1 g) = 0.280 W/kg; SAR(10 g) = 0.194 W/kg
 Maximum value of SAR (measured) = 0.346 W/kg



0 dB = 0.346 W/kg = -4.61 dBW/kg

Test Plot 35#: CDMA 850(BC0)_Body Left_Middle**DUT: TD-LTE Digital Mobile Phone; Type: IS740.2; Serial: 18041300121**

Communication System: CDMA EV-DO; Frequency: 836.52 MHz; Duty Cycle: 1:1

Medium parameters used: $f = 836.52$ MHz; $\sigma = 0.991$ S/m; $\epsilon_r = 55.201$; $\rho = 1000$ kg/m³

Phantom section: Flat Section

DASY5 Configuration:

- Probe: EX3DV4 - SN7441; ConvF(9.95, 9.95, 9.95); Calibrated: 2017/11/2;
- Sensor-Surface: 1.4mm (Mechanical Surface Detection)
- Electronics: DAE4 Sn1459; Calibrated: 2017/9/15
- Phantom: SAM (30deg probe tilt) with CRP v5.0_20150321; Type: QD000P40CD; Serial: TP:1874
- Measurement SW: DASY52, Version 52.8 (8);

Area Scan (61x121x1): Interpolated grid: dx=1.500 mm, dy=1.500 mm

Maximum value of SAR (interpolated) = 0.0503 W/kg

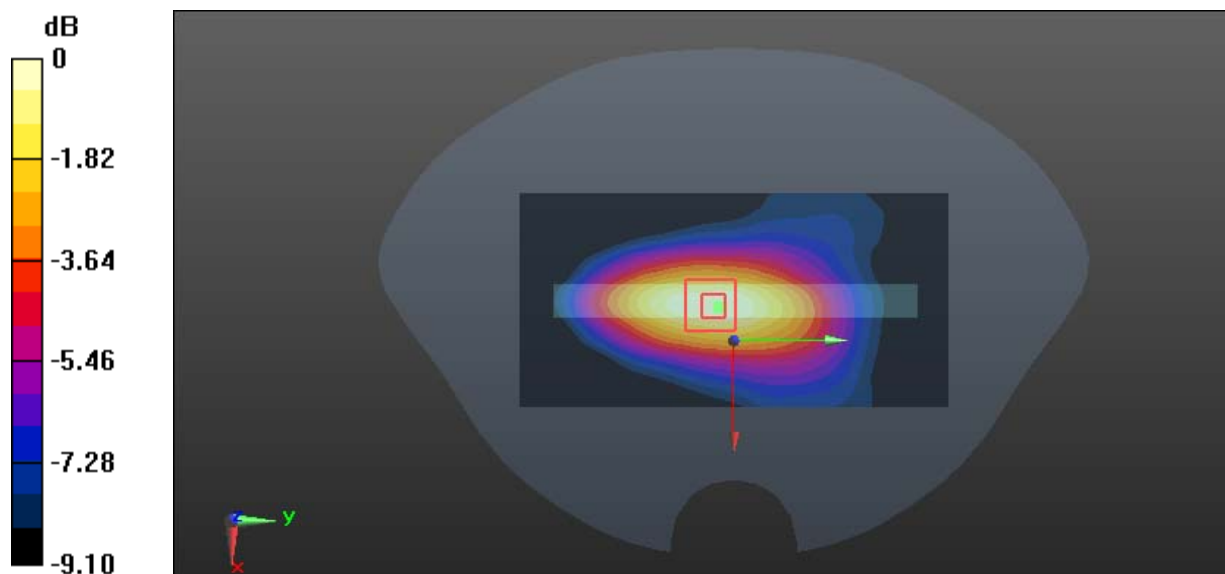
Zoom Scan (5x5x7)/Cube 0: Measurement grid: dx=8mm, dy=8mm, dz=5mm

Reference Value = 4.823 V/m; Power Drift = -0.09 dB

Peak SAR (extrapolated) = 0.0540 W/kg

SAR(1 g) = 0.036 W/kg; SAR(10 g) = 0.025 W/kg

Maximum value of SAR (measured) = 0.0474 W/kg



0 dB = 0.0474 W/kg = -13.24 dBW/kg

Test Plot 36#: CDMA 850(BC0)_Body Bottom_Middle**DUT: TD-LTE Digital Mobile Phone; Type: IS740.2; Serial: 18041300121**

Communication System: CDMA EV-DO; Frequency: 836.52 MHz; Duty Cycle: 1:1

Medium parameters used: $f = 836.52$ MHz; $\sigma = 0.991$ S/m; $\epsilon_r = 55.201$; $\rho = 1000$ kg/m³

Phantom section: Flat Section

DASY5 Configuration:

- Probe: EX3DV4 - SN7441; ConvF(9.95, 9.95, 9.95); Calibrated: 2017/11/2;
- Sensor-Surface: 1.4mm (Mechanical Surface Detection)
- Electronics: DAE4 Sn1459; Calibrated: 2017/9/15
- Phantom: SAM (30deg probe tilt) with CRP v5.0_20150321; Type: QD000P40CD; Serial: TP:1874
- Measurement SW: DASY52, Version 52.8 (8);

Area Scan (61x81x1): Interpolated grid: dx=1.500 mm, dy=1.500 mm

Maximum value of SAR (interpolated) = 0.0623 W/kg

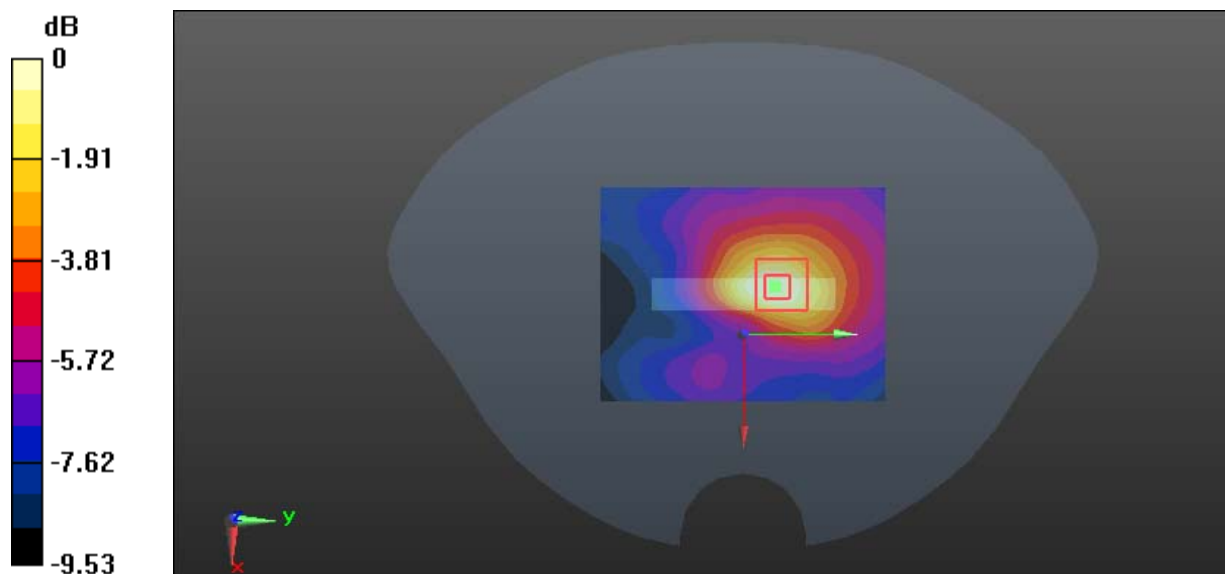
Zoom Scan (5x5x7)/Cube 0: Measurement grid: dx=8mm, dy=8mm, dz=5mm

Reference Value = 5.705 V/m; Power Drift = -0.13 dB

Peak SAR (extrapolated) = 0.0680 W/kg

SAR(1 g) = 0.041 W/kg; SAR(10 g) = 0.027 W/kg

Maximum value of SAR (measured) = 0.0572 W/kg



0 dB = 0.0572 W/kg = -12.43 dBW/kg

Test Plot 37#: CDMA 1900(BC1)_Head Left Cheek_Low

DUT: TD-LTE Digital Mobile Phone; Type: IS740.2; Serial: 18041300121


Communication System: CDMA 1xRTT; Frequency: 1851.25 MHz;Duty Cycle: 1:1
 Medium parameters used: $f = 1851.25 \text{ MHz}$; $\sigma = 1.358 \text{ S/m}$; $\epsilon_r = 39.353$; $\rho = 1000 \text{ kg/m}^3$
 Phantom section: Left Section

DASY5 Configuration:

- Probe: EX3DV4 - SN7441; ConvF(7.9, 7.9, 7.9); Calibrated: 2017/11/2;
- Sensor-Surface: 1.4mm (Mechanical Surface Detection)
- Electronics: DAE4 Sn1459;Calibrated: 2017/9/15
- Phantom: SAM (30deg probe tilt) with CRP v5.0_20150321; Type: QD000P40CD; Serial: TP:1874
- Measurement SW: DASY52, Version 52.8 (8);

Area Scan (111x71x1): Interpolated grid: $dx=1.500 \text{ mm}$, $dy=1.500 \text{ mm}$
 Maximum value of SAR (interpolated) = 0.306 W/kg

Zoom Scan (5x6x7)/Cube 0: Measurement grid: $dx=8\text{mm}$, $dy=8\text{mm}$, $dz=5\text{mm}$
 Reference Value = 6.643 V/m; Power Drift = 0.19 dB
 Peak SAR (extrapolated) = 0.321 W/kg
SAR(1 g) = 0.211 W/kg; SAR(10 g) = 0.137 W/kg
 Maximum value of SAR (measured) = 0.281 W/kg



0 dB = 0.281 W/kg = -5.51 dBW/kg

Test Plot 38#: CDMA 1900(BC1)_Head Left Cheek_Middle

DUT: TD-LTE Digital Mobile Phone; Type: IS740.2; Serial: 18041300121


Communication System: CDMA 1xRTT; Frequency: 1880 MHz; Duty Cycle: 1:1
 Medium parameters used: $f = 1880$ MHz; $\sigma = 1.395$ S/m; $\epsilon_r = 38.948$; $\rho = 1000$ kg/m³
 Phantom section: Left Section

DASY5 Configuration:

- Probe: EX3DV4 - SN7441; ConvF(7.9, 7.9, 7.9); Calibrated: 2017/11/2;
- Sensor-Surface: 1.4mm (Mechanical Surface Detection)
- Electronics: DAE4 Sn1459; Calibrated: 2017/9/15
- Phantom: SAM (30deg probe tilt) with CRP v5.0_20150321; Type: QD000P40CD; Serial: TP:1874
- Measurement SW: DASY52, Version 52.8 (8);

Area Scan (111x71x1): Interpolated grid: dx=1.500 mm, dy=1.500 mm
 Maximum value of SAR (interpolated) = 0.825 W/kg

Zoom Scan (5x6x7)/Cube 0: Measurement grid: dx=8mm, dy=8mm, dz=5mm
 Reference Value = 9.880 V/m; Power Drift = 0.00 dB
 Peak SAR (extrapolated) = 0.836 W/kg
SAR(1 g) = 0.511 W/kg; SAR(10 g) = 0.321 W/kg
 Maximum value of SAR (measured) = 0.719 W/kg



0 dB = 0.719 W/kg = -1.43 dBW/kg

Test Plot 39#: CDMA 1900(BC1)_Head Left Cheek_High

DUT: TD-LTE Digital Mobile Phone; Type: IS740.2; Serial: 18041300121


Communication System: CDMA 1xRTT; Frequency: 1908.75 MHz;Duty Cycle: 1:1
 Medium parameters used: $f = 1908.75 \text{ MHz}$; $\sigma = 1.43 \text{ S/m}$; $\epsilon_r = 39.056$; $\rho = 1000 \text{ kg/m}^3$
 Phantom section: Left Section

DASY5 Configuration:

- Probe: EX3DV4 - SN7441; ConvF(7.9, 7.9, 7.9); Calibrated: 2017/11/2;
- Sensor-Surface: 1.4mm (Mechanical Surface Detection)
- Electronics: DAE4 Sn1459;Calibrated: 2017/9/15
- Phantom: SAM (30deg probe tilt) with CRP v5.0_20150321; Type: QD000P40CD; Serial: TP:1874
- Measurement SW: DASY52, Version 52.8 (8);

Area Scan (111x71x1): Interpolated grid: $dx=1.500 \text{ mm}$, $dy=1.500 \text{ mm}$
 Maximum value of SAR (interpolated) = 0.729 W/kg

Zoom Scan (5x5x7)/Cube 0: Measurement grid: $dx=8\text{mm}$, $dy=8\text{mm}$, $dz=5\text{mm}$
 Reference Value = 9.418 V/m; Power Drift = 0.07 dB
 Peak SAR (extrapolated) = 0.721 W/kg
SAR(1 g) = 0.410 W/kg; SAR(10 g) = 0.247 W/kg
 Maximum value of SAR (measured) = 0.599 W/kg



0 dB = 0.599 W/kg = -2.23 dBW/kg

Test Plot 40#: CDMA 1900(BC1)_Head Left Tilt_Middle

DUT: TD-LTE Digital Mobile Phone; Type: IS740.2; Serial: 18041300121


Communication System: CDMA 1xRTT; Frequency: 1880 MHz; Duty Cycle: 1:1
 Medium parameters used: $f = 1880 \text{ MHz}$; $\sigma = 1.395 \text{ S/m}$; $\epsilon_r = 38.948$; $\rho = 1000 \text{ kg/m}^3$
 Phantom section: Left Section

DASY5 Configuration:

- Probe: EX3DV4 - SN7441; ConvF(7.9, 7.9, 7.9); Calibrated: 2017/11/2;
- Sensor-Surface: 1.4mm (Mechanical Surface Detection)
- Electronics: DAE4 Sn1459; Calibrated: 2017/9/15
- Phantom: SAM (30deg probe tilt) with CRP v5.0_20150321; Type: QD000P40CD; Serial: TP:1874
- Measurement SW: DASY52, Version 52.8 (8);

Area Scan (111x71x1): Interpolated grid: $dx=1.500 \text{ mm}$, $dy=1.500 \text{ mm}$
 Maximum value of SAR (interpolated) = 0.292 W/kg

Zoom Scan (5x6x7)/Cube 0: Measurement grid: $dx=8\text{mm}$, $dy=8\text{mm}$, $dz=5\text{mm}$
 Reference Value = 12.76 V/m; Power Drift = 0.05 dB
 Peak SAR (extrapolated) = 0.350 W/kg
SAR(1 g) = 0.207 W/kg; SAR(10 g) = 0.125 W/kg
 Maximum value of SAR (measured) = 0.289 W/kg



0 dB = 0.289 W/kg = -5.39 dBW/kg

Test Plot 41#: CDMA 1900(BC1)_Head Right Cheek_Middle**DUT: TD-LTE Digital Mobile Phone; Type: IS740.2; Serial: 18041300121**

Communication System: CDMA 1xRTT; Frequency: 1880 MHz; Duty Cycle: 1:1

Medium parameters used: $f = 1880$ MHz; $\sigma = 1.395$ S/m; $\epsilon_r = 38.948$; $\rho = 1000$ kg/m³

Phantom section: Right Section

DASY5 Configuration:

- Probe: EX3DV4 - SN7441; ConvF(7.9, 7.9, 7.9); Calibrated: 2017/11/2;
- Sensor-Surface: 1.4mm (Mechanical Surface Detection)
- Electronics: DAE4 Sn1459; Calibrated: 2017/9/15
- Phantom: SAM (30deg probe tilt) with CRP v5.0_20150321; Type: QD000P40CD; Serial: TP:1874
- Measurement SW: DASY52, Version 52.8 (8);

Area Scan (111x71x1): Interpolated grid: dx=1.500 mm, dy=1.500 mm

Maximum value of SAR (interpolated) = 0.420 W/kg


Zoom Scan (5x5x7)/Cube 0: Measurement grid: dx=8mm, dy=8mm, dz=5mm

Reference Value = 9.462 V/m; Power Drift = -0.08 dB

Peak SAR (extrapolated) = 0.453 W/kg

SAR(1 g) = 0.293 W/kg; SAR(10 g) = 0.188 W/kg

Maximum value of SAR (measured) = 0.394 W/kg



0 dB = 0.394 W/kg = -4.05 dBW/kg

Test Plot 42#: CDMA 1900(BC1)_Head Right Tilt_Middle

DUT: TD-LTE Digital Mobile Phone; Type: IS740.2; Serial: 18041300121

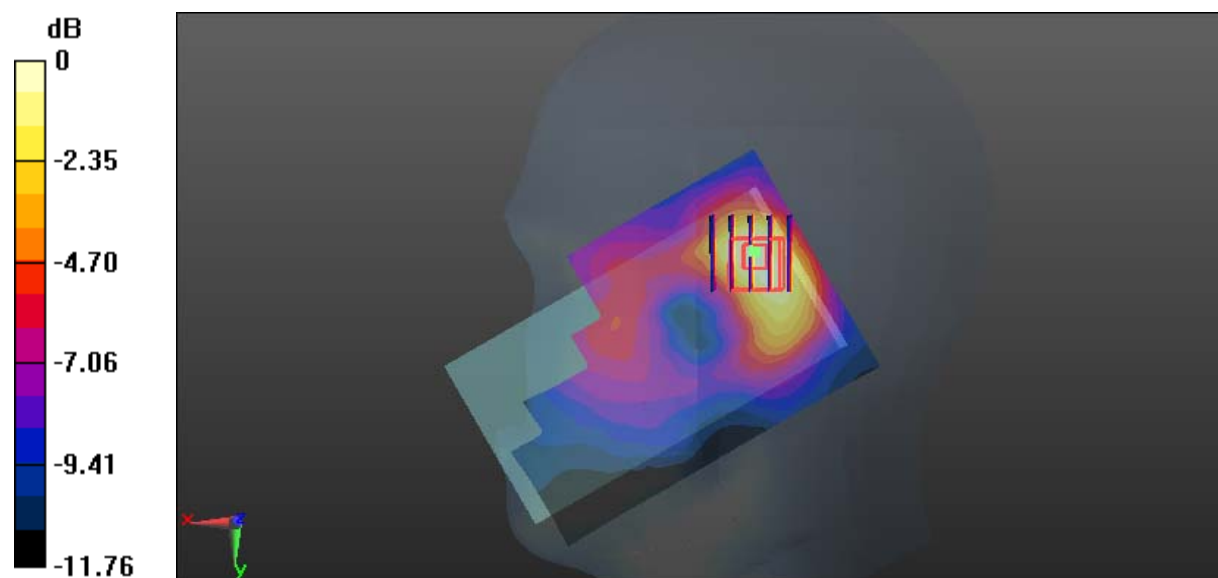
Communication System: CDMA 1xRTT; Frequency: 1880 MHz; Duty Cycle: 1:1
 Medium parameters used: $f = 1880$ MHz; $\sigma = 1.395$ S/m; $\epsilon_r = 38.948$; $\rho = 1000$ kg/m³
 Phantom section: Right Section

DASY5 Configuration:

- Probe: EX3DV4 - SN7441; ConvF(7.9, 7.9, 7.9); Calibrated: 2017/11/2;
- Sensor-Surface: 1.4mm (Mechanical Surface Detection)
- Electronics: DAE4 Sn1459; Calibrated: 2017/9/15
- Phantom: SAM (30deg probe tilt) with CRP v5.0_20150321; Type: QD000P40CD; Serial: TP:1874
- Measurement SW: DASY52, Version 52.8 (8);

Area Scan (111x71x1): Interpolated grid: dx=1.500 mm, dy=1.500 mm
 Maximum value of SAR (interpolated) = 0.339 W/kg

Zoom Scan (5x5x7)/Cube 0: Measurement grid: dx=8mm, dy=8mm, dz=5mm
 Reference Value = 12.23 V/m; Power Drift = -0.14 dB
 Peak SAR (extrapolated) = 0.366 W/kg
SAR(1 g) = 0.219 W/kg; SAR(10 g) = 0.130 W/kg
 Maximum value of SAR (measured) = 0.310 W/kg



0 dB = 0.310 W/kg = -5.09 dBW/kg

Test Plot 43#: CDMA 1900(BC1)_Body Worn Back_Middle**DUT: TD-LTE Digital Mobile Phone; Type: IS740.2; Serial: 18041300121**

Communication System: CDMA 1xRTT; Frequency: 1880 MHz; Duty Cycle: 1:1

Medium parameters used: $f = 1880$ MHz; $\sigma = 1.541$ S/m; $\epsilon_r = 52.676$; $\rho = 1000$ kg/m³

Phantom section: Flat Section

DASY5 Configuration:

- Probe: EX3DV4 - SN7441; ConvF(7.79, 7.79, 7.79); Calibrated: 2017/11/2;
- Sensor-Surface: 1.4mm (Mechanical Surface Detection)
- Electronics: DAE4 Sn1459; Calibrated: 2017/9/15
- Phantom: SAM (30deg probe tilt) with CRP v5.0_20150321; Type: QD000P40CD; Serial: TP:1874
- Measurement SW: DASY52, Version 52.8 (8);

Area Scan (71x121x1): Interpolated grid: dx=1.500 mm, dy=1.500 mm

Maximum value of SAR (interpolated) = 1.21 W/kg

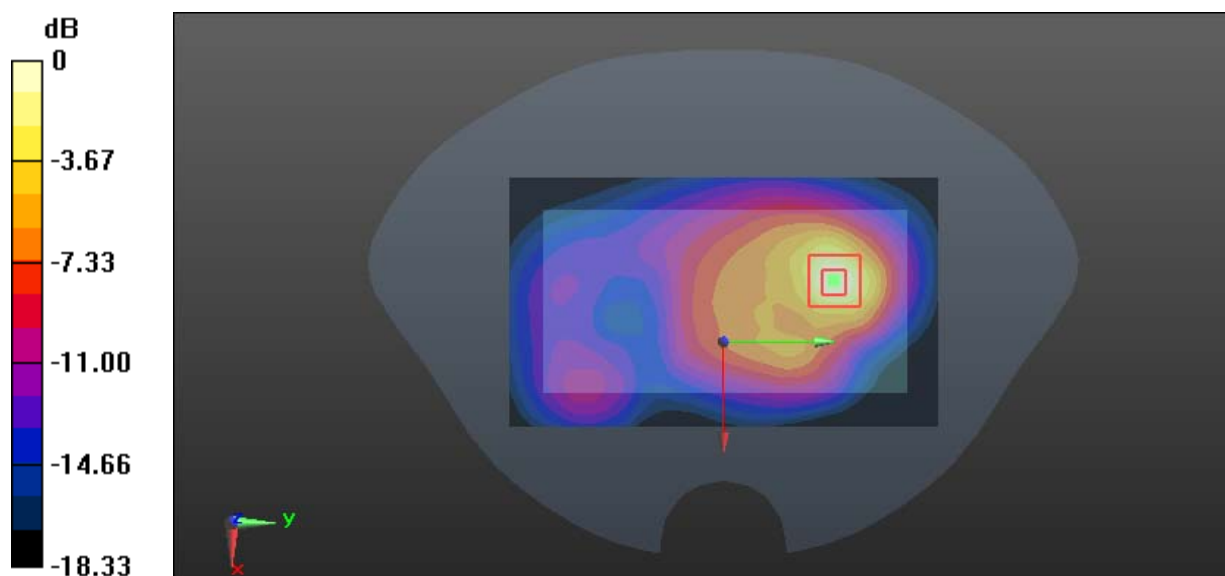
Zoom Scan (5x5x7)/Cube 0: Measurement grid: dx=8mm, dy=8mm, dz=5mm

Reference Value = 11.04 V/m; Power Drift = 0.02 dB

Peak SAR (extrapolated) = 1.45 W/kg

SAR(1 g) = 0.734 W/kg; SAR(10 g) = 0.366 W/kg

Maximum value of SAR (measured) = 1.18 W/kg



0 dB = 1.18 W/kg = 0.72 dBW/kg

Test Plot 44#: CDMA 1900(BC1)_Body Back_Low**DUT: TD-LTE Digital Mobile Phone; Type: IS740.2; Serial: 18041300121**

Communication System: CDMA EV-DO; Frequency: 1851.25 MHz; Duty Cycle: 1:1

Medium parameters used: $f = 1851.25$ MHz; $\sigma = 1.514$ S/m; $\epsilon_r = 53.171$; $\rho = 1000$ kg/m³

Phantom section: Flat Section

DASY5 Configuration:

- Probe: EX3DV4 - SN7441; ConvF(7.79, 7.79, 7.79); Calibrated: 2017/11/2;
- Sensor-Surface: 1.4mm (Mechanical Surface Detection)
- Electronics: DAE4 Sn1459; Calibrated: 2017/9/15
- Phantom: SAM (30deg probe tilt) with CRP v5.0_20150321; Type: QD000P40CD; Serial: TP:1874
- Measurement SW: DASY52, Version 52.8 (8);

Area Scan (71x121x1): Interpolated grid: dx=1.500 mm, dy=1.500 mm

Maximum value of SAR (interpolated) = 1.27 W/kg

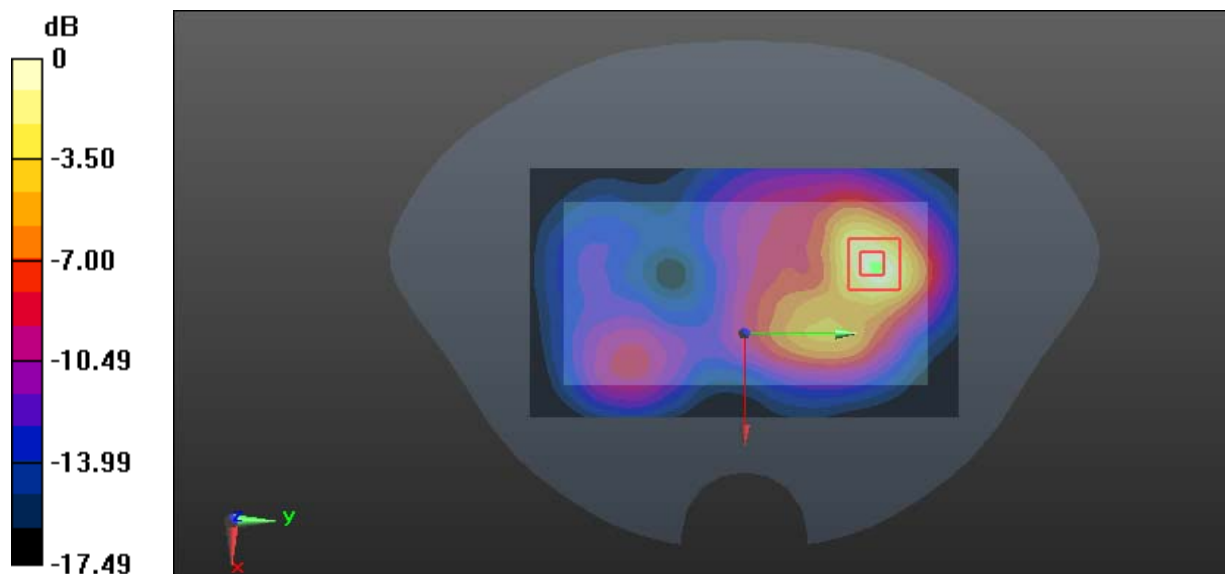
Zoom Scan (5x5x7)/Cube 0: Measurement grid: dx=8mm, dy=8mm, dz=5mm

Reference Value = 8.490 V/m; Power Drift = -0.03 dB

Peak SAR (extrapolated) = 1.64 W/kg

SAR(1 g) = 0.818 W/kg; SAR(10 g) = 0.405 W/kg

Maximum value of SAR (measured) = 1.31 W/kg



0 dB = 1.31 W/kg = 1.17 dBW/kg

Test Plot 45#: CDMA 1900(BC1)_Body Back_Middle

DUT: TD-LTE Digital Mobile Phone; Type: IS740.2; Serial: 18041300121

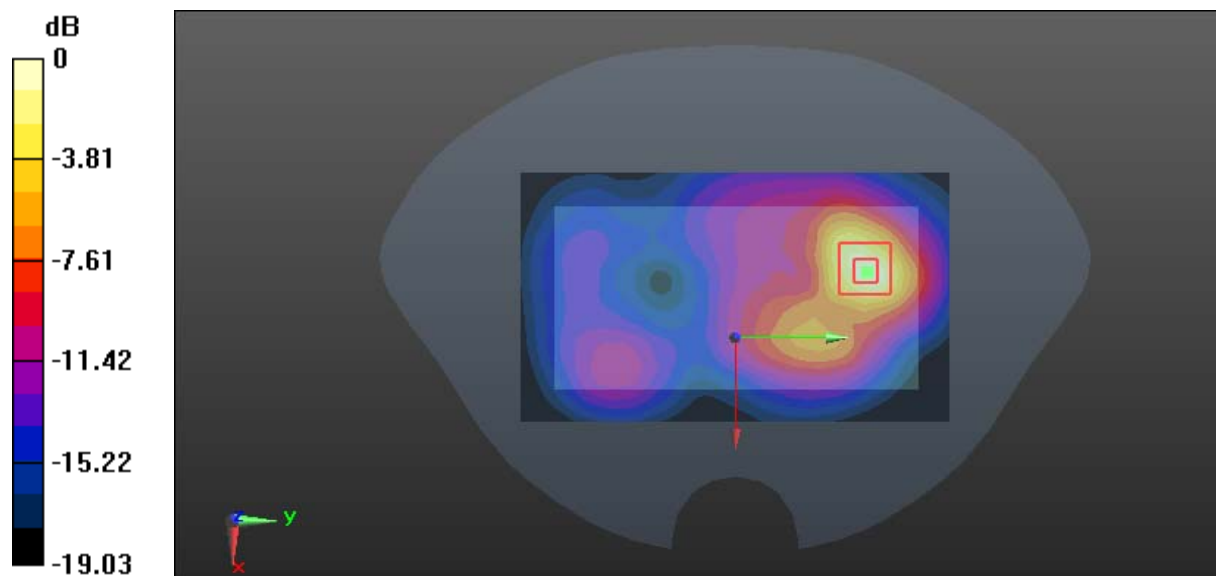
Communication System: CDMA EV-DO; Frequency: 1880 MHz; Duty Cycle: 1:1
 Medium parameters used: $f = 1880 \text{ MHz}$; $\sigma = 1.541 \text{ S/m}$; $\epsilon_r = 52.676$; $\rho = 1000 \text{ kg/m}^3$
 Phantom section: Flat Section

DASY5 Configuration:

- Probe: EX3DV4 - SN7441; ConvF(7.79, 7.79, 7.79); Calibrated: 2017/11/2;
- Sensor-Surface: 1.4mm (Mechanical Surface Detection)
- Electronics: DAE4 Sn1459; Calibrated: 2017/9/15
- Phantom: SAM (30deg probe tilt) with CRP v5.0_20150321; Type: QD000P40CD; Serial: TP:1874
- Measurement SW: DASY52, Version 52.8 (8);

Area Scan (71x121x1): Interpolated grid: $dx=1.500 \text{ mm}$, $dy=1.500 \text{ mm}$
 Maximum value of SAR (interpolated) = 1.56 W/kg

Zoom Scan (5x5x7)/Cube 0: Measurement grid: $dx=8\text{mm}$, $dy=8\text{mm}$, $dz=5\text{mm}$
 Reference Value = 7.821 V/m; Power Drift = -0.10 dB
 Peak SAR (extrapolated) = 1.95 W/kg
SAR(1 g) = 0.954 W/kg; SAR(10 g) = 0.459 W/kg
 Maximum value of SAR (measured) = 1.56 W/kg



0 dB = 1.56 W/kg = 1.93 dBW/kg

Test Plot 46#: CDMA 1900(BC1)_Body Back_High**DUT: TD-LTE Digital Mobile Phone; Type: IS740.2; Serial: 18041300121**

Communication System: CDMA EV-DO; Frequency: 1908.75 MHz; Duty Cycle: 1:1

Medium parameters used: $f = 1908.75$ MHz; $\sigma = 1.56$ S/m; $\epsilon_r = 52.759$; $\rho = 1000$ kg/m³

Phantom section: Flat Section

DASY5 Configuration:

- Probe: EX3DV4 - SN7441; ConvF(7.79, 7.79, 7.79); Calibrated: 2017/11/2;
- Sensor-Surface: 1.4mm (Mechanical Surface Detection)
- Electronics: DAE4 Sn1459; Calibrated: 2017/9/15
- Phantom: SAM (30deg probe tilt) with CRP v5.0_20150321; Type: QD000P40CD; Serial: TP:1874
- Measurement SW: DASY52, Version 52.8 (8);

Area Scan (71x121x1): Interpolated grid: dx=1.500 mm, dy=1.500 mm

Maximum value of SAR (interpolated) = 1.99 W/kg

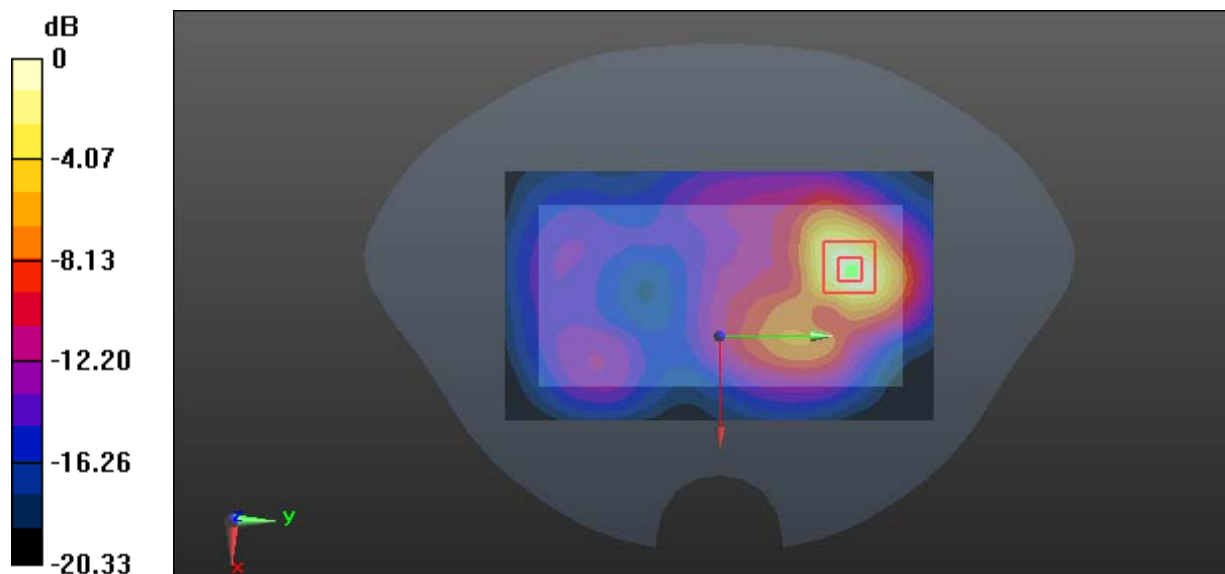
Zoom Scan (5x5x7)/Cube 0: Measurement grid: dx=8mm, dy=8mm, dz=5mm

Reference Value = 7.752 V/m; Power Drift = -0.17 dB

Peak SAR (extrapolated) = 2.22 W/kg

SAR(1 g) = 1.08 W/kg; SAR(10 g) = 0.512 W/kg

Maximum value of SAR (measured) = 1.76 W/kg



0 dB = 1.76 W/kg = 2.46 dBW/kg

Test Plot 47#: CDMA 1900(BC1)_Body Left_Middle**DUT: TD-LTE Digital Mobile Phone; Type: IS740.2; Serial: 18041300121**

Communication System: CDMA EV-DO; Frequency: 1880 MHz; Duty Cycle: 1:1

Medium parameters used: $f = 1880$ MHz; $\sigma = 1.541$ S/m; $\epsilon_r = 52.676$; $\rho = 1000$ kg/m³

Phantom section: Flat Section

DASY5 Configuration:

- Probe: EX3DV4 - SN7441; ConvF(7.79, 7.79, 7.79); Calibrated: 2017/11/2;
- Sensor-Surface: 1.4mm (Mechanical Surface Detection)
- Electronics: DAE4 Sn1459; Calibrated: 2017/9/15
- Phantom: SAM (30deg probe tilt) with CRP v5.0_20150321; Type: QD000P40CD; Serial: TP:1874
- Measurement SW: DASY52, Version 52.8 (8);

Area Scan (51x121x1): Interpolated grid: dx=1.500 mm, dy=1.500 mm

Maximum value of SAR (interpolated) = 0.420 W/kg

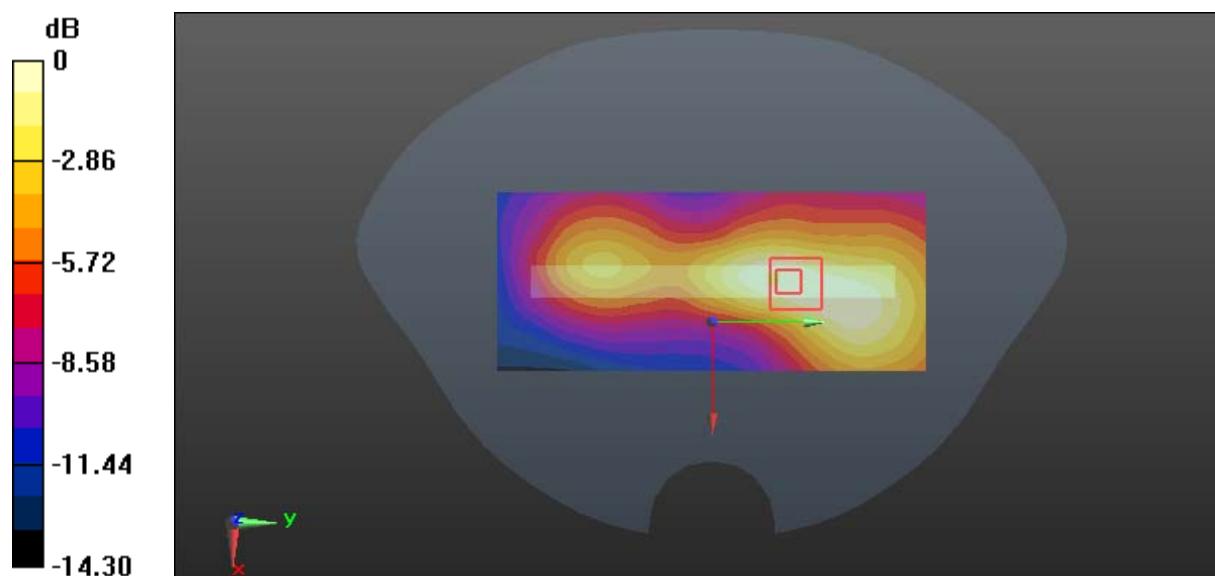
Zoom Scan (6x6x7)/Cube 0: Measurement grid: dx=8mm, dy=8mm, dz=5mm

Reference Value = 10.83 V/m; Power Drift = -0.10 dB

Peak SAR (extrapolated) = 0.505 W/kg

SAR(1 g) = 0.289 W/kg; SAR(10 g) = 0.172 W/kg

Maximum value of SAR (measured) = 0.421 W/kg



0 dB = 0.421 W/kg = -3.76 dBW/kg

Test Plot 48#: CDMA 1900(BC1)_Body Bottom_Middle

DUT: TD-LTE Digital Mobile Phone; Type: IS740.2; Serial: 18041300121

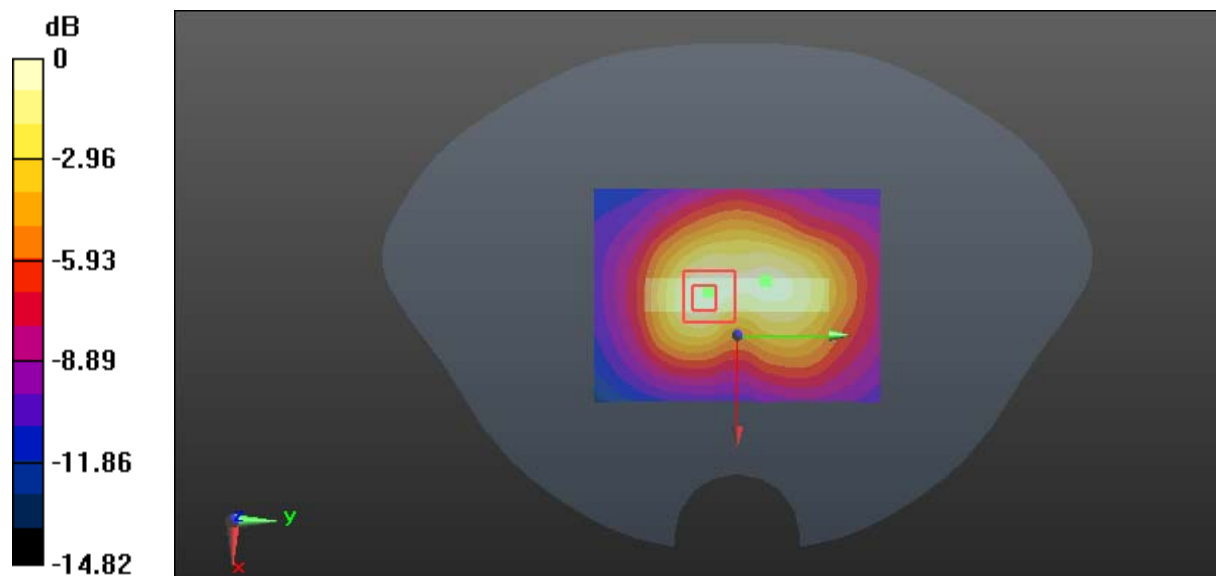
Communication System: CDMA EV-DO; Frequency: 1880 MHz; Duty Cycle: 1:1
 Medium parameters used: $f = 1880 \text{ MHz}$; $\sigma = 1.541 \text{ S/m}$; $\epsilon_r = 52.676$; $\rho = 1000 \text{ kg/m}^3$
 Phantom section: Flat Section

DASY5 Configuration:

- Probe: EX3DV4 - SN7441; ConvF(7.79, 7.79, 7.79); Calibrated: 2017/11/2;
- Sensor-Surface: 1.4mm (Mechanical Surface Detection)
- Electronics: DAE4 Sn1459; Calibrated: 2017/9/15
- Phantom: SAM (30deg probe tilt) with CRP v5.0_20150321; Type: QD000P40CD; Serial: TP:1874
- Measurement SW: DASY52, Version 52.8 (8);

Area Scan (61x81x1): Interpolated grid: $dx=1.500 \text{ mm}$, $dy=1.500 \text{ mm}$
 Maximum value of SAR (interpolated) = 0.686 W/kg

Zoom Scan (5x5x7)/Cube 0: Measurement grid: $dx=8\text{mm}$, $dy=8\text{mm}$, $dz=5\text{mm}$
 Reference Value = 15.41 V/m; Power Drift = 0.03 dB
 Peak SAR (extrapolated) = 0.846 W/kg
SAR(1 g) = 0.454 W/kg; SAR(10 g) = 0.244 W/kg
 Maximum value of SAR (measured) = 0.665 W/kg



0 dB = 0.665 W/kg = -1.77 dBW/kg

Test Plot 49#: WCDMA Band 2_Head Left Cheek_Low**DUT: TD-LTE Digital Mobile Phone; Type: IS740.2; Serial: 18041300121**

Communication System: WCDMA; Frequency: 1852.4 MHz; Duty Cycle: 1:1
Medium parameters used: $f = 1852.4$ MHz; $\sigma = 1.37$ S/m; $\epsilon_r = 39.302$; $\rho = 1000$ kg/m³ ;
Phantom section: Left Section

DASY5 Configuration:

- Probe: EX3DV4 - SN7441; ConvF(7.9, 7.9, 7.9); Calibrated: 2017/11/2;
- Sensor-Surface: 1.4mm (Mechanical Surface Detection)
- Electronics: DAE4 Sn1459; Calibrated: 2017/9/15
- Phantom: SAM (30deg probe tilt) with CRP v5.0_20150321; Type: QD000P40CD; Serial: TP:1874
- Measurement SW: DASY52, Version 52.8 (8);

Area Scan (111x71x1): Interpolated grid: dx=1.500 mm, dy=1.500 mm

Maximum value of SAR (interpolated) = 0.456 W/kg


Zoom Scan (5x6x7)/Cube 0: Measurement grid: dx=8mm, dy=8mm, dz=5mm

Reference Value = 6.773 V/m; Power Drift = -0.02 dB

Peak SAR (extrapolated) = 0.505 W/kg

SAR(1 g) = 0.314 W/kg; SAR(10 g) = 0.200 W/kg

Maximum value of SAR (measured) = 0.436 W/kg



0 dB = 0.436 W/kg = -3.61 dBW/kg

Test Plot 50#: WCDMA Band 2_Head Left Cheek_Middle**DUT: TD-LTE Digital Mobile Phone; Type: IS740.2; Serial: 18041300121**

Communication System: WCDMA; Frequency: 1880 MHz; Duty Cycle: 1:1
Medium parameters used: $f = 1880$ MHz; $\sigma = 1.395$ S/m; $\epsilon_r = 38.948$; $\rho = 1000$ kg/m³ ;
Phantom section: Left Section

DASY5 Configuration:

- Probe: EX3DV4 - SN7441; ConvF(7.9, 7.9, 7.9); Calibrated: 2017/11/2;
- Sensor-Surface: 1.4mm (Mechanical Surface Detection)
- Electronics: DAE4 Sn1459; Calibrated: 2017/9/15
- Phantom: SAM (30deg probe tilt) with CRP v5.0_20150321; Type: QD000P40CD; Serial: TP:1874
- Measurement SW: DASY52, Version 52.8 (8);

Area Scan (111x71x1): Interpolated grid: dx=1.500 mm, dy=1.500 mm

Maximum value of SAR (interpolated) = 0.532 W/kg


Zoom Scan (5x6x7)/Cube 0: Measurement grid: dx=8mm, dy=8mm, dz=5mm

Reference Value = 6.983 V/m; Power Drift = -0.08 dB

Peak SAR (extrapolated) = 0.546 W/kg

SAR(1 g) = 0.343 W/kg; SAR(10 g) = 0.218 W/kg

Maximum value of SAR (measured) = 0.470 W/kg



0 dB = 0.470 W/kg = -3.28 dBW/kg

Test Plot 51#: WCDMA Band 2_Head Left Cheek_High**DUT: TD-LTE Digital Mobile Phone; Type: IS740.2; Serial: 18041300121**

Communication System: WCDMA; Frequency: 1907.6 MHz; Duty Cycle: 1:1
Medium parameters used: $f = 1907.6$ MHz; $\sigma = 1.416$ S/m; $\epsilon_r = 38.985$; $\rho = 1000$ kg/m³ ;
Phantom section: Left Section

DASY5 Configuration:

- Probe: EX3DV4 - SN7441; ConvF(7.9, 7.9, 7.9); Calibrated: 2017/11/2;
- Sensor-Surface: 1.4mm (Mechanical Surface Detection)
- Electronics: DAE4 Sn1459; Calibrated: 2017/9/15
- Phantom: SAM (30deg probe tilt) with CRP v5.0_20150321; Type: QD000P40CD; Serial: TP:1874
- Measurement SW: DASY52, Version 52.8 (8);

Area Scan (111x71x1): Interpolated grid: dx=1.500 mm, dy=1.500 mm

Maximum value of SAR (interpolated) = 0.567 W/kg


Zoom Scan (5x5x7)/Cube 0: Measurement grid: dx=8mm, dy=8mm, dz=5mm

Reference Value = 6.552 V/m; Power Drift = -0.20 dB

Peak SAR (extrapolated) = 0.572 W/kg

SAR(1 g) = 0.342 W/kg; SAR(10 g) = 0.206 W/kg

Maximum value of SAR (measured) = 0.481 W/kg



0 dB = 0.481 W/kg = -3.18 dBW/kg

Test Plot 52#: WCDMA Band 2_Head Left Tilt_Middle**DUT: TD-LTE Digital Mobile Phone; Type: IS740.2; Serial: 18041300121**

Communication System: WCDMA; Frequency: 1880 MHz; Duty Cycle: 1:1
Medium parameters used: $f = 1880$ MHz; $\sigma = 1.395$ S/m; $\epsilon_r = 38.948$; $\rho = 1000$ kg/m³ ;
Phantom section: Left Section

DASY5 Configuration:

- Probe: EX3DV4 - SN7441; ConvF(7.9, 7.9, 7.9); Calibrated: 2017/11/2;
- Sensor-Surface: 1.4mm (Mechanical Surface Detection)
- Electronics: DAE4 Sn1459; Calibrated: 2017/9/15
- Phantom: SAM (30deg probe tilt) with CRP v5.0_20150321; Type: QD000P40CD; Serial: TP:1874
- Measurement SW: DASY52, Version 52.8 (8);

Area Scan (111x71x1): Interpolated grid: dx=1.500 mm, dy=1.500 mm

Maximum value of SAR (interpolated) = 0.184 W/kg


Zoom Scan (5x5x7)/Cube 0: Measurement grid: dx=8mm, dy=8mm, dz=5mm

Reference Value = 9.603 V/m; Power Drift = -0.16 dB

Peak SAR (extrapolated) = 0.206 W/kg

SAR(1 g) = 0.125 W/kg; SAR(10 g) = 0.081 W/kg

Maximum value of SAR (measured) = 0.167 W/kg



0 dB = 0.167 W/kg = -7.77 dBW/kg

Test Plot 53#: WCDMA Band 2_Head Right Cheek_Middle**DUT: TD-LTE Digital Mobile Phone; Type: IS740.2; Serial: 18041300121**

Communication System: WCDMA; Frequency: 1880 MHz; Duty Cycle: 1:1
Medium parameters used: $f = 1880$ MHz; $\sigma = 1.395$ S/m; $\epsilon_r = 38.948$; $\rho = 1000$ kg/m³ ;
Phantom section: Right Section

DASY5 Configuration:

- Probe: EX3DV4 - SN7441; ConvF(7.9, 7.9, 7.9); Calibrated: 2017/11/2;
- Sensor-Surface: 1.4mm (Mechanical Surface Detection)
- Electronics: DAE4 Sn1459; Calibrated: 2017/9/15
- Phantom: SAM (30deg probe tilt) with CRP v5.0_20150321; Type: QD000P40CD; Serial: TP:1874
- Measurement SW: DASY52, Version 52.8 (8);

Area Scan (111x71x1): Interpolated grid: dx=1.500 mm, dy=1.500 mm

Maximum value of SAR (interpolated) = 0.242 W/kg


Zoom Scan (5x5x7)/Cube 0: Measurement grid: dx=8mm, dy=8mm, dz=5mm

Reference Value = 6.809 V/m; Power Drift = 0.04 dB

Peak SAR (extrapolated) = 0.266 W/kg

SAR(1 g) = 0.176 W/kg; SAR(10 g) = 0.116 W/kg

Maximum value of SAR (measured) = 0.225 W/kg



Test Plot 54#: WCDMA Band 2_Head Right Tilt_Middle**DUT: TD-LTE Digital Mobile Phone; Type: IS740.2; Serial: 18041300121**

Communication System: WCDMA; Frequency: 1880 MHz; Duty Cycle: 1:1
Medium parameters used: $f = 1880$ MHz; $\sigma = 1.395$ S/m; $\epsilon_r = 38.948$; $\rho = 1000$ kg/m³ ;
Phantom section: Right Section

DASY5 Configuration:

- Probe: EX3DV4 - SN7441; ConvF(7.9, 7.9, 7.9); Calibrated: 2017/11/2;
- Sensor-Surface: 1.4mm (Mechanical Surface Detection)
- Electronics: DAE4 Sn1459; Calibrated: 2017/9/15
- Phantom: SAM (30deg probe tilt) with CRP v5.0_20150321; Type: QD000P40CD; Serial: TP:1874
- Measurement SW: DASY52, Version 52.8 (8);

Area Scan (111x71x1): Interpolated grid: dx=1.500 mm, dy=1.500 mm

Maximum value of SAR (interpolated) = 0.156 W/kg

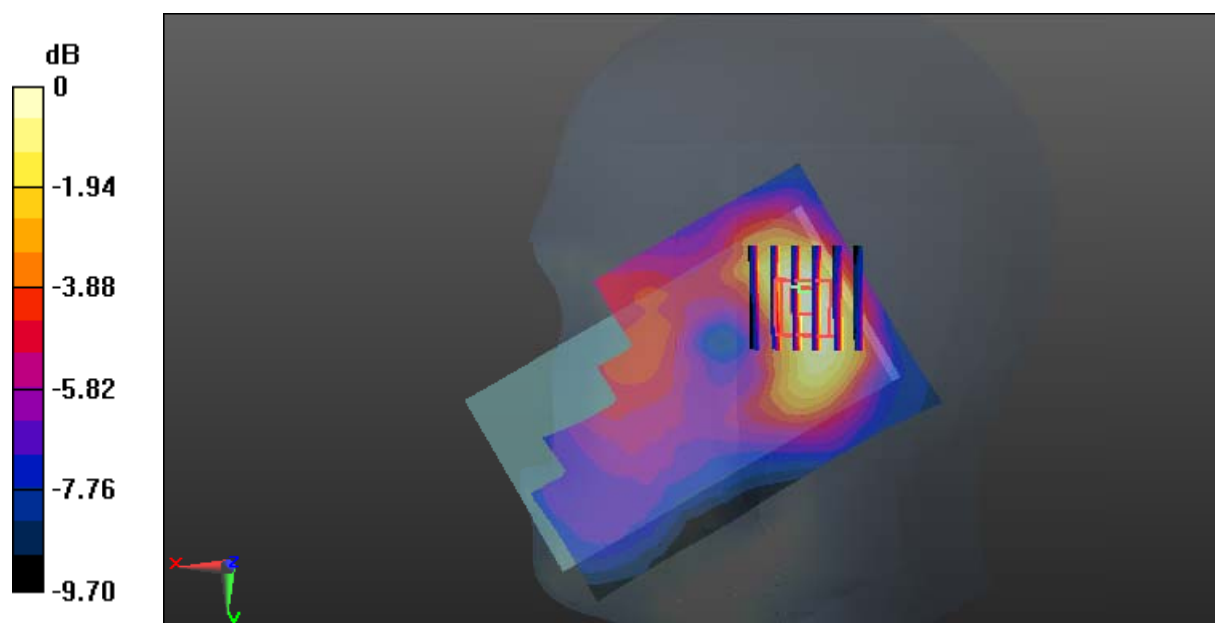
Zoom Scan (6x6x7)/Cube 0: Measurement grid: dx=8mm, dy=8mm, dz=5mm

Reference Value = 8.636 V/m; Power Drift = 0.11 dB

Peak SAR (extrapolated) = 0.178 W/kg

SAR(1 g) = 0.110 W/kg; SAR(10 g) = 0.070 W/kg

Maximum value of SAR (measured) = 0.149 W/kg



0 dB = 0.149 W/kg = -8.27 dBW/kg

Test Plot 55#: WCDMA Band 2_Body Back_Low**DUT: TD-LTE Digital Mobile Phone; Type: IS740.2; Serial: 18041300121**

Communication System: WCDMA; Frequency: 1852.4 MHz; Duty Cycle: 1:1
Medium parameters used: $f = 1852.4$ MHz; $\sigma = 1.522$ S/m; $\epsilon_r = 53.122$; $\rho = 1000$ kg/m³ ;
Phantom section: Flat Section

DASY5 Configuration:

- Probe: EX3DV4 - SN7441; ConvF(7.79, 7.79, 7.79); Calibrated: 2017/11/2;
- Sensor-Surface: 1.4mm (Mechanical Surface Detection)
- Electronics: DAE4 Sn1459; Calibrated: 2017/9/15
- Phantom: SAM (30deg probe tilt) with CRP v5.0_20150321; Type: QD000P40CD; Serial: TP:1874
- Measurement SW: DASY52, Version 52.8 (8);

Area Scan (71x121x1): Interpolated grid: dx=1.500 mm, dy=1.500 mm

Maximum value of SAR (interpolated) = 1.21 W/kg

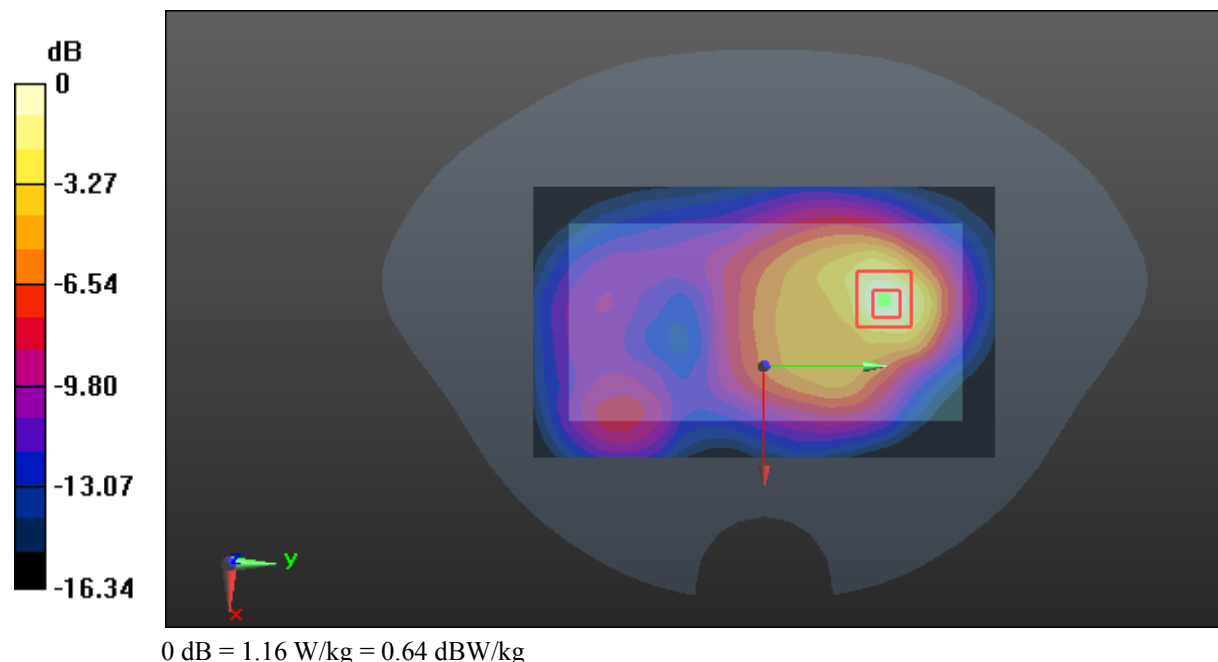
Zoom Scan (5x5x7)/Cube 0: Measurement grid: dx=8mm, dy=8mm, dz=5mm

Reference Value = 12.20 V/m; Power Drift = 0.04 dB

Peak SAR (extrapolated) = 1.42 W/kg

SAR(1 g) = 0.766 W/kg; SAR(10 g) = 0.401 W/kg

Maximum value of SAR (measured) = 1.16 W/kg



Test Plot 56#: WCDMA Band 2_Body Back_Middle**DUT: TD-LTE Digital Mobile Phone; Type: IS740.2; Serial: 18041300121**

Communication System: WCDMA; Frequency: 1880 MHz; Duty Cycle: 1:1
Medium parameters used: $f = 1880$ MHz; $\sigma = 1.541$ S/m; $\epsilon_r = 52.676$; $\rho = 1000$ kg/m³ ;
Phantom section: Flat Section

DASY5 Configuration:

- Probe: EX3DV4 - SN7441; ConvF(7.79, 7.79, 7.79); Calibrated: 2017/11/2;
- Sensor-Surface: 1.4mm (Mechanical Surface Detection)
- Electronics: DAE4 Sn1459; Calibrated: 2017/9/15
- Phantom: SAM (30deg probe tilt) with CRP v5.0_20150321; Type: QD000P40CD; Serial: TP:1874
- Measurement SW: DASY52, Version 52.8 (8);

Area Scan (71x121x1): Interpolated grid: dx=1.500 mm, dy=1.500 mm

Maximum value of SAR (interpolated) = 1.38 W/kg

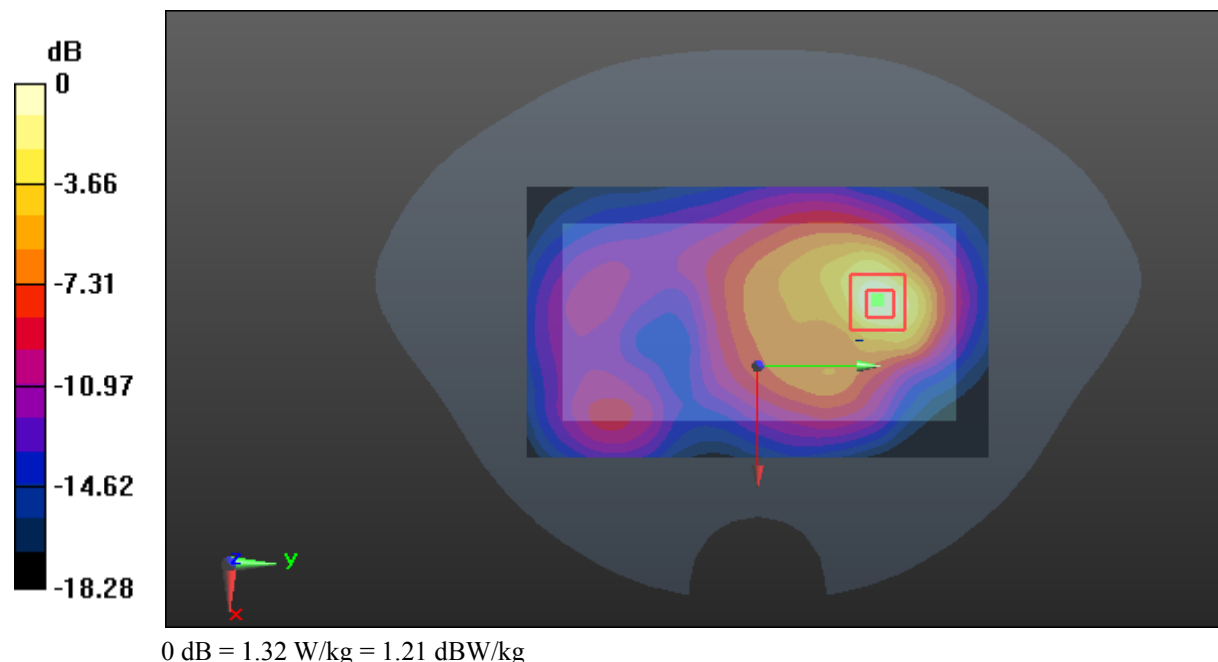
Zoom Scan (5x5x7)/Cube 0: Measurement grid: dx=8mm, dy=8mm, dz=5mm

Reference Value = 11.75 V/m; Power Drift = 0.03 dB

Peak SAR (extrapolated) = 1.69 W/kg

SAR(1 g) = 0.873 W/kg; SAR(10 g) = 0.441 W/kg

Maximum value of SAR (measured) = 1.32 W/kg



Test Plot 57#: WCDMA Band 2_Body Back_High**DUT: TD-LTE Digital Mobile Phone; Type: IS740.2; Serial: 18041300121**

Communication System: WCDMA; Frequency: 1907.6 MHz; Duty Cycle: 1:1
Medium parameters used: $f = 1907.6$ MHz; $\sigma = 1.542$ S/m; $\epsilon_r = 52.653$; $\rho = 1000$ kg/m³ ;
Phantom section: Flat Section

DASY5 Configuration:

- Probe: EX3DV4 - SN7441; ConvF(7.79, 7.79, 7.79); Calibrated: 2017/11/2;
- Sensor-Surface: 1.4mm (Mechanical Surface Detection)
- Electronics: DAE4 Sn1459; Calibrated: 2017/9/15
- Phantom: SAM (30deg probe tilt) with CRP v5.0_20150321; Type: QD000P40CD; Serial: TP:1874
- Measurement SW: DASY52, Version 52.8 (8);

Area Scan (71x121x1): Interpolated grid: dx=1.500 mm, dy=1.500 mm

Maximum value of SAR (interpolated) = 1.65 W/kg

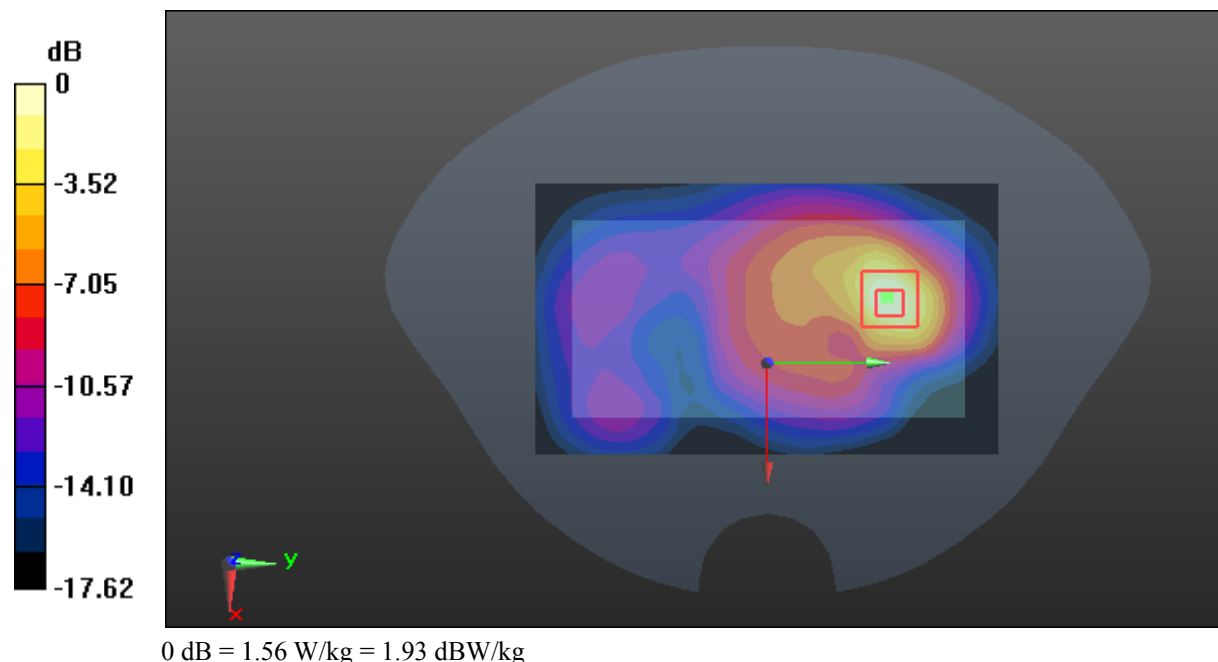
Zoom Scan (5x5x7)/Cube 0: Measurement grid: dx=8mm, dy=8mm, dz=5mm

Reference Value = 11.85 V/m; Power Drift = 0.07 dB

Peak SAR (extrapolated) = 2.03 W/kg

SAR(1 g) = 1.03 W/kg; SAR(10 g) = 0.509 W/kg

Maximum value of SAR (measured) = 1.56 W/kg



Test Plot 58#: WCDMA Band 2_Body Left_Middle**DUT: TD-LTE Digital Mobile Phone; Type: IS740.2; Serial: 18041300121**

Communication System: WCDMA; Frequency: 1880 MHz; Duty Cycle: 1:1
Medium parameters used: $f = 1880$ MHz; $\sigma = 1.541$ S/m; $\epsilon_r = 52.676$; $\rho = 1000$ kg/m³ ;
Phantom section: Flat Section

DASY5 Configuration:

- Probe: EX3DV4 - SN7441; ConvF(7.79, 7.79, 7.79); Calibrated: 2017/11/2;
- Sensor-Surface: 1.4mm (Mechanical Surface Detection)
- Electronics: DAE4 Sn1459; Calibrated: 2017/9/15
- Phantom: SAM (30deg probe tilt) with CRP v5.0_20150321; Type: QD000P40CD; Serial: TP:1874
- Measurement SW: DASY52, Version 52.8 (8);

Area Scan (51x121x1): Interpolated grid: dx=1.500 mm, dy=1.500 mm

Maximum value of SAR (interpolated) = 0.358 W/kg

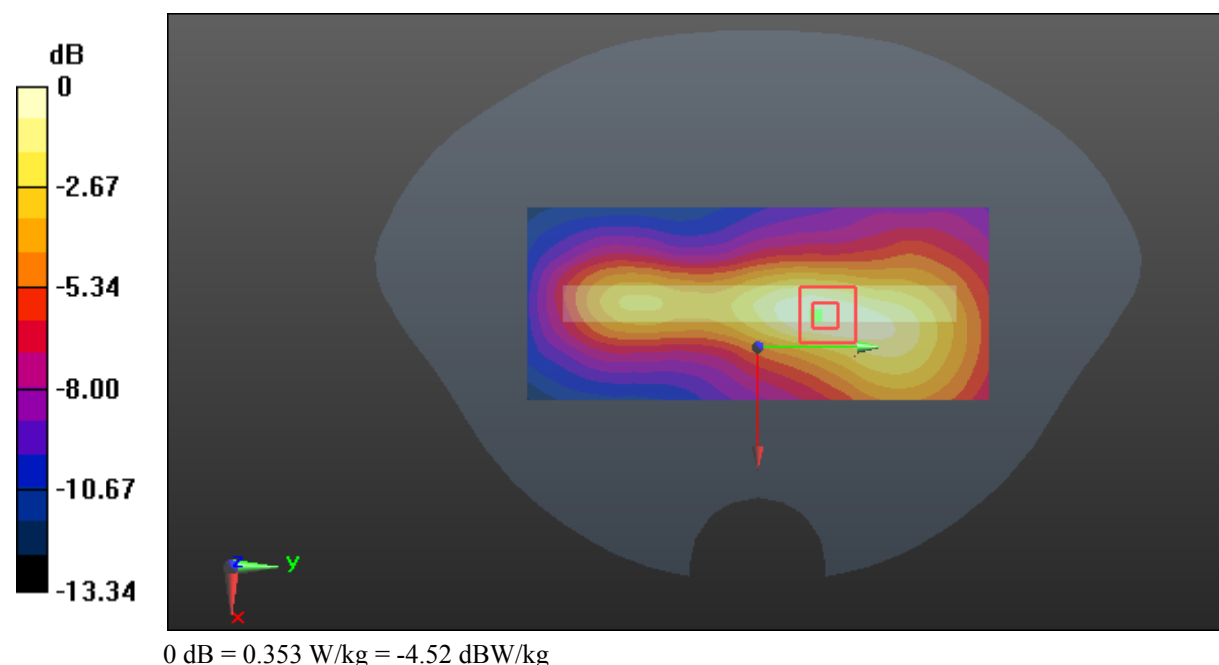
Zoom Scan (5x5x7)/Cube 0: Measurement grid: dx=8mm, dy=8mm, dz=5mm

Reference Value = 10.86 V/m; Power Drift = -0.04 dB

Peak SAR (extrapolated) = 0.424 W/kg

SAR(1 g) = 0.238 W/kg; SAR(10 g) = 0.139 W/kg

Maximum value of SAR (measured) = 0.353 W/kg



Test Plot 59#: WCDMA Band 2_Body Bottom_Middle**DUT: TD-LTE Digital Mobile Phone; Type: IS740.2; Serial: 18041300121**

Communication System: WCDMA; Frequency: 1880 MHz; Duty Cycle: 1:1
Medium parameters used: $f = 1880$ MHz; $\sigma = 1.541$ S/m; $\epsilon_r = 52.676$; $\rho = 1000$ kg/m³ ;
Phantom section: Flat Section

DASY5 Configuration:

- Probe: EX3DV4 - SN7441; ConvF(7.79, 7.79, 7.79); Calibrated: 2017/11/2;
- Sensor-Surface: 1.4mm (Mechanical Surface Detection)
- Electronics: DAE4 Sn1459; Calibrated: 2017/9/15
- Phantom: SAM (30deg probe tilt) with CRP v5.0_20150321; Type: QD000P40CD; Serial: TP:1874
- Measurement SW: DASY52, Version 52.8 (8);

Area Scan (51x81x1): Interpolated grid: dx=1.500 mm, dy=1.500 mm

Maximum value of SAR (interpolated) = 0.371 W/kg

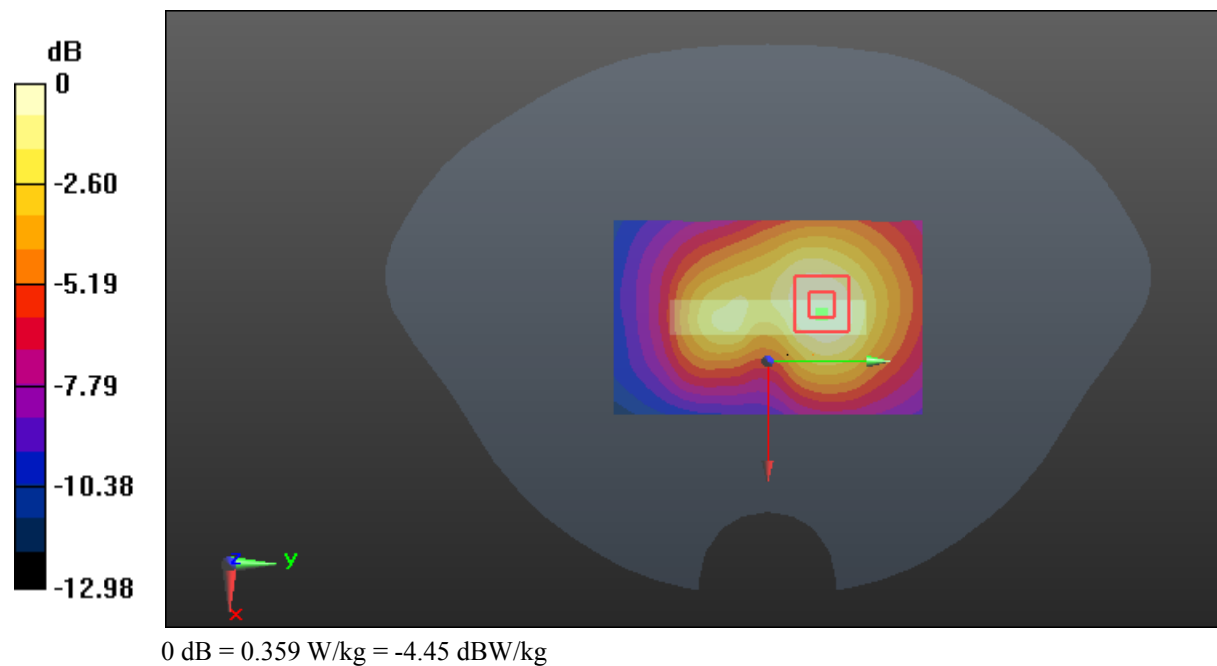
Zoom Scan (5x5x7)/Cube 0: Measurement grid: dx=8mm, dy=8mm, dz=5mm

Reference Value = 9.922 V/m; Power Drift = -0.07 dB

Peak SAR (extrapolated) = 0.438 W/kg

SAR(1 g) = 0.251 W/kg; SAR(10 g) = 0.152 W/kg

Maximum value of SAR (measured) = 0.359 W/kg



Test Plot 60#: WCDMA Band 5_Head Left Cheek_Middle**DUT: TD-LTE Digital Mobile Phone; Type: IS740.2; Serial: 18041300121**

Communication System: WCDMA; Frequency: 836.6 MHz; Duty Cycle: 1:1
Medium parameters used: $f = 836.6$ MHz; $\sigma = 0.925$ S/m; $\epsilon_r = 40.906$; $\rho = 1000$ kg/m³ ;
Phantom section: Left Section

DASY5 Configuration:

- Probe: EX3DV4 - SN7441; ConvF(9.98, 9.98, 9.98); Calibrated: 2017/11/2;
- Sensor-Surface: 1.4mm (Mechanical Surface Detection)
- Electronics: DAE4 Sn1459; Calibrated: 2017/9/15
- Phantom: SAM (30deg probe tilt) with CRP v5.0_20150321; Type: QD000P40CD; Serial: TP:1874
- Measurement SW: DASY52, Version 52.8 (8);

Area Scan (111x71x1): Interpolated grid: dx=1.500 mm, dy=1.500 mm

Maximum value of SAR (interpolated) = 0.455 W/kg


Zoom Scan (5x5x7)/Cube 0: Measurement grid: dx=8mm, dy=8mm, dz=5mm

Reference Value = 7.707 V/m; Power Drift = -0.02 dB

Peak SAR (extrapolated) = 0.540 W/kg

SAR(1 g) = 0.349 W/kg; SAR(10 g) = 0.230 W/kg

Maximum value of SAR (measured) = 0.469 W/kg



0 dB = 0.469 W/kg = -3.29 dBW/kg

Test Plot 61#: WCDMA Band 5_Head Left Tilt_Middle**DUT: TD-LTE Digital Mobile Phone; Type: IS740.2; Serial: 18041300121**

Communication System: WCDMA; Frequency: 836.6 MHz; Duty Cycle: 1:1
Medium parameters used: $f = 836.6$ MHz; $\sigma = 0.925$ S/m; $\epsilon_r = 40.906$; $\rho = 1000$ kg/m³ ;
Phantom section: Left Section

DASY5 Configuration:

- Probe: EX3DV4 - SN7441; ConvF(9.98, 9.98, 9.98); Calibrated: 2017/11/2;
- Sensor-Surface: 1.4mm (Mechanical Surface Detection)
- Electronics: DAE4 Sn1459; Calibrated: 2017/9/15
- Phantom: SAM (30deg probe tilt) with CRP v5.0_20150321; Type: QD000P40CD; Serial: TP:1874
- Measurement SW: DASY52, Version 52.8 (8);

Area Scan (111x71x1): Interpolated grid: dx=1.500 mm, dy=1.500 mm

Maximum value of SAR (interpolated) = 0.220 W/kg

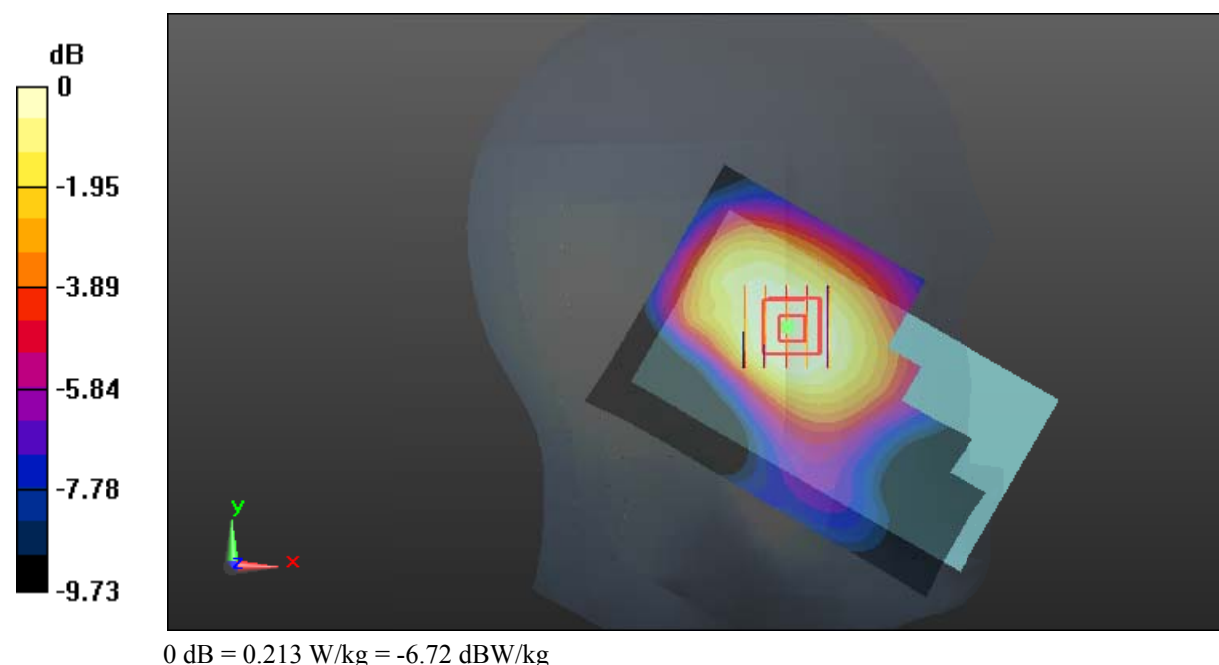
Zoom Scan (5x5x7)/Cube 0: Measurement grid: dx=8mm, dy=8mm, dz=5mm

Reference Value = 10.01 V/m; Power Drift = -0.08 dB

Peak SAR (extrapolated) = 0.227 W/kg

SAR(1 g) = 0.183 W/kg; SAR(10 g) = 0.140 W/kg

Maximum value of SAR (measured) = 0.213 W/kg



Test Plot 62#: WCDMA Band 5_Head Right Cheek_Low**DUT: TD-LTE Digital Mobile Phone; Type: IS740.2; Serial: 18041300121**

Communication System: WCDMA; Frequency: 826.4 MHz; Duty Cycle: 1:1
Medium parameters used: $f = 826.4$ MHz; $\sigma = 0.912$ S/m; $\epsilon_r = 40.658$; $\rho = 1000$ kg/m³ ;
Phantom section: Right Section

DASY5 Configuration:

- Probe: EX3DV4 - SN7441; ConvF(9.98, 9.98, 9.98); Calibrated: 2017/11/2;
- Sensor-Surface: 1.4mm (Mechanical Surface Detection)
- Electronics: DAE4 Sn1459; Calibrated: 2017/9/15
- Phantom: SAM (30deg probe tilt) with CRP v5.0_20150321; Type: QD000P40CD; Serial: TP:1874
- Measurement SW: DASY52, Version 52.8 (8);

Area Scan (111x71x1): Interpolated grid: dx=1.500 mm, dy=1.500 mm

Maximum value of SAR (interpolated) = 0.540 W/kg


Zoom Scan (6x6x7)/Cube 0: Measurement grid: dx=8mm, dy=8mm, dz=5mm

Reference Value = 7.560 V/m; Power Drift = 0.06 dB

Peak SAR (extrapolated) = 0.548 W/kg

SAR(1 g) = 0.413 W/kg; SAR(10 g) = 0.301 W/kg

Maximum value of SAR (measured) = 0.499 W/kg



0 dB = 0.499 W/kg = -3.02 dBW/kg

Test Plot 63#: WCDMA Band 5_Head Right Cheek_Middle**DUT: TD-LTE Digital Mobile Phone; Type: IS740.2; Serial: 18041300121**

Communication System: WCDMA; Frequency: 836.6 MHz; Duty Cycle: 1:1
Medium parameters used: $f = 836.6$ MHz; $\sigma = 0.925$ S/m; $\epsilon_r = 40.906$; $\rho = 1000$ kg/m³ ;
Phantom section: Right Section

DASY5 Configuration:

- Probe: EX3DV4 - SN7441; ConvF(9.98, 9.98, 9.98); Calibrated: 2017/11/2;
- Sensor-Surface: 1.4mm (Mechanical Surface Detection)
- Electronics: DAE4 Sn1459; Calibrated: 2017/9/15
- Phantom: SAM (30deg probe tilt) with CRP v5.0_20150321; Type: QD000P40CD; Serial: TP:1874
- Measurement SW: DASY52, Version 52.8 (8);

Area Scan (111x71x1): Interpolated grid: dx=1.500 mm, dy=1.500 mm

Maximum value of SAR (interpolated) = 0.568 W/kg


Zoom Scan (5x5x7)/Cube 0: Measurement grid: dx=8mm, dy=8mm, dz=5mm

Reference Value = 7.139 V/m; Power Drift = 0.09 dB

Peak SAR (extrapolated) = 0.581 W/kg

SAR(1 g) = 0.406 W/kg; SAR(10 g) = 0.291 W/kg

Maximum value of SAR (measured) = 0.498 W/kg



Test Plot 64#: WCDMA Band 5_Head Right Cheek_High**DUT: TD-LTE Digital Mobile Phone; Type: IS740.2; Serial: 18041300121**

Communication System: WCDMA; Frequency: 846.6 MHz; Duty Cycle: 1:1
Medium parameters used: $f = 846.6$ MHz; $\sigma = 0.93$ S/m; $\epsilon_r = 41.002$; $\rho = 1000$ kg/m³ ;
Phantom section: Right Section

DASY5 Configuration:

- Probe: EX3DV4 - SN7441; ConvF(9.98, 9.98, 9.98); Calibrated: 2017/11/2;
- Sensor-Surface: 1.4mm (Mechanical Surface Detection)
- Electronics: DAE4 Sn1459; Calibrated: 2017/9/15
- Phantom: SAM (30deg probe tilt) with CRP v5.0_20150321; Type: QD000P40CD; Serial: TP:1874
- Measurement SW: DASY52, Version 52.8 (8);

Area Scan (111x71x1): Interpolated grid: dx=1.500 mm, dy=1.500 mm

Maximum value of SAR (interpolated) = 0.486 W/kg


Zoom Scan (6x6x7)/Cube 0: Measurement grid: dx=8mm, dy=8mm, dz=5mm

Reference Value = 7.331 V/m; Power Drift = -0.10 dB

Peak SAR (extrapolated) = 0.501 W/kg

SAR(1 g) = 0.363 W/kg; SAR(10 g) = 0.264 W/kg

Maximum value of SAR (measured) = 0.440 W/kg



0 dB = 0.440 W/kg = -3.57 dBW/kg

Test Plot 65#: WCDMA Band 5_Head Right Tilt_Middle**DUT: TD-LTE Digital Mobile Phone; Type: IS740.2; Serial: 18041300121**

Communication System: WCDMA; Frequency: 836.6 MHz; Duty Cycle: 1:1
Medium parameters used: $f = 836.6$ MHz; $\sigma = 0.925$ S/m; $\epsilon_r = 40.906$; $\rho = 1000$ kg/m³ ;
Phantom section: Right Section

DASY5 Configuration:

- Probe: EX3DV4 - SN7441; ConvF(9.98, 9.98, 9.98); Calibrated: 2017/11/2;
- Sensor-Surface: 1.4mm (Mechanical Surface Detection)
- Electronics: DAE4 Sn1459; Calibrated: 2017/9/15
- Phantom: SAM (30deg probe tilt) with CRP v5.0_20150321; Type: QD000P40CD; Serial: TP:1874
- Measurement SW: DASY52, Version 52.8 (8);

Area Scan (111x71x1): Interpolated grid: dx=1.500 mm, dy=1.500 mm

Maximum value of SAR (interpolated) = 0.226 W/kg


Zoom Scan (6x6x7)/Cube 0: Measurement grid: dx=8mm, dy=8mm, dz=5mm

Reference Value = 10.11 V/m; Power Drift = 0.01 dB

Peak SAR (extrapolated) = 0.237 W/kg

SAR(1 g) = 0.191 W/kg; SAR(10 g) = 0.148 W/kg

Maximum value of SAR (measured) = 0.221 W/kg



0 dB = 0.221 W/kg = -6.56 dBW/kg

Test Plot 66#: WCDMA Band 5_Body Back_Low

DUT: TD-LTE Digital Mobile Phone; Type: IS740.2; Serial: 18041300121

Communication System: WCDMA; Frequency: 836.6 MHz; Duty Cycle: 1:1
 Medium parameters used: $f = 836.6 \text{ MHz}$; $\sigma = 0.991 \text{ S/m}$; $\epsilon_r = 55.205$; $\rho = 1000 \text{ kg/m}^3$;
 Phantom section: Flat Section

DASY5 Configuration:

- Probe: EX3DV4 - SN7441; ConvF(9.95, 9.95, 9.95); Calibrated: 2017/11/2;
- Sensor-Surface: 1.4mm (Mechanical Surface Detection)
- Electronics: DAE4 Sn1459; Calibrated: 2017/9/15
- Phantom: SAM (30deg probe tilt) with CRP v5.0_20150321; Type: QD000P40CD; Serial: TP:1874
- Measurement SW: DASY52, Version 52.8 (8);

Area Scan (71x121x1): Interpolated grid: $dx=1.500 \text{ mm}$, $dy=1.500 \text{ mm}$

Maximum value of SAR (interpolated) = 0.941 W/kg

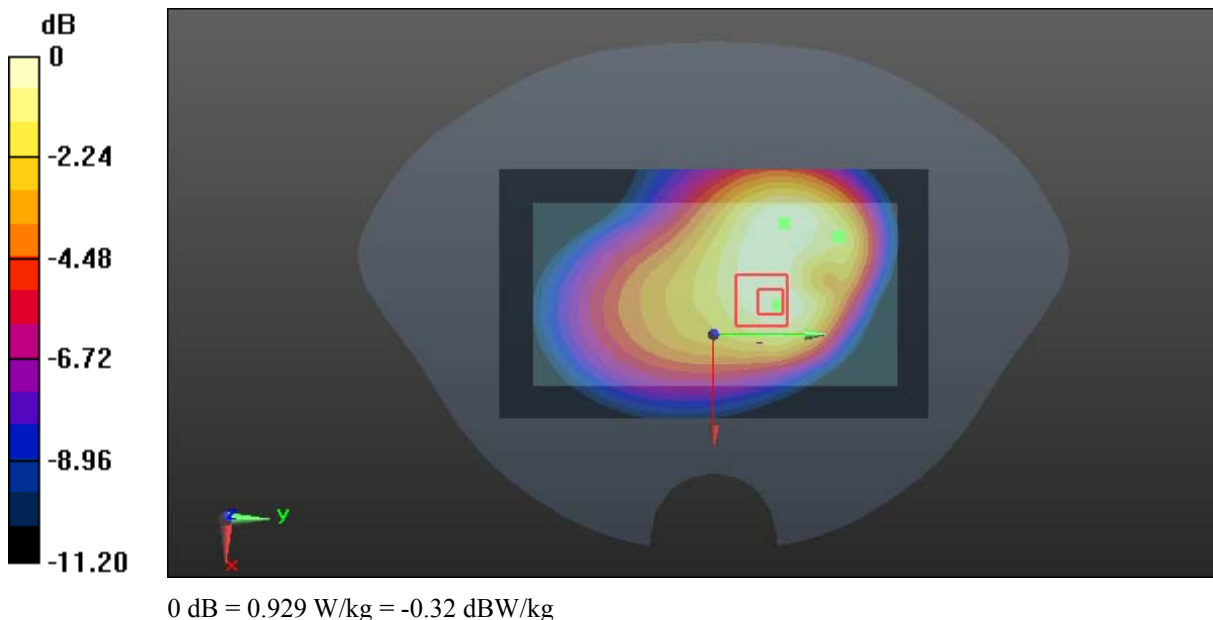
Zoom Scan (5x6x7)/Cube 0: Measurement grid: $dx=8\text{mm}$, $dy=8\text{mm}$, $dz=5\text{mm}$

Reference Value = 22.02 V/m; Power Drift = -0.10 dB

Peak SAR (extrapolated) = 1.08 W/kg

SAR(1 g) = 0.707 W/kg; SAR(10 g) = 0.495 W/kg

Maximum value of SAR (measured) = 0.929 W/kg



Test Plot 67#: WCDMA Band 5_Body Back_Middle**DUT: TD-LTE Digital Mobile Phone; Type: IS740.2; Serial: 18041300121**

Communication System: WCDMA; Frequency: 836.6 MHz; Duty Cycle: 1:1
Medium parameters used: $f = 836.6$ MHz; $\sigma = 0.991$ S/m; $\epsilon_r = 55.205$; $\rho = 1000$ kg/m³ ;
Phantom section: Flat Section

DASY5 Configuration:

- Probe: EX3DV4 - SN7441; ConvF(9.95, 9.95, 9.95); Calibrated: 2017/11/2;
- Sensor-Surface: 1.4mm (Mechanical Surface Detection)
- Electronics: DAE4 Sn1459; Calibrated: 2017/9/15
- Phantom: SAM (30deg probe tilt) with CRP v5.0_20150321; Type: QD000P40CD; Serial: TP:1874
- Measurement SW: DASY52, Version 52.8 (8);

Area Scan (71x121x1): Interpolated grid: dx=1.500 mm, dy=1.500 mm

Maximum value of SAR (interpolated) = 0.935 W/kg

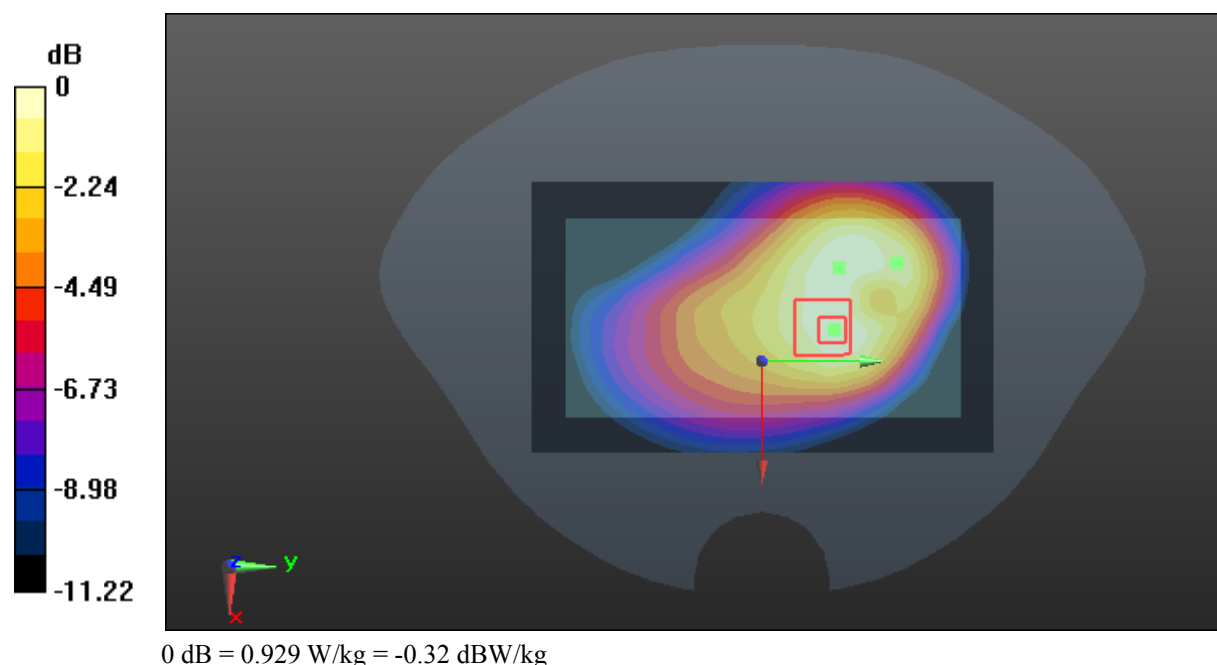
Zoom Scan (5x6x7)/Cube 0: Measurement grid: dx=8mm, dy=8mm, dz=5mm

Reference Value = 22.06 V/m; Power Drift = 0.16 dB

Peak SAR (extrapolated) = 1.06 W/kg

SAR(1 g) = 0.704 W/kg; SAR(10 g) = 0.492 W/kg

Maximum value of SAR (measured) = 0.929 W/kg



Test Plot 68#: WCDMA Band 5_Body Back_High**DUT: TD-LTE Digital Mobile Phone; Type: IS740.2; Serial: 18041300121**

Communication System: WCDMA; Frequency: 836.6 MHz; Duty Cycle: 1:1
Medium parameters used: $f = 836.6$ MHz; $\sigma = 0.991$ S/m; $\epsilon_r = 55.205$; $\rho = 1000$ kg/m³ ;
Phantom section: Flat Section

DASY5 Configuration:

- Probe: EX3DV4 - SN7441; ConvF(9.95, 9.95, 9.95); Calibrated: 2017/11/2;
- Sensor-Surface: 1.4mm (Mechanical Surface Detection)
- Electronics: DAE4 Sn1459; Calibrated: 2017/9/15
- Phantom: SAM (30deg probe tilt) with CRP v5.0_20150321; Type: QD000P40CD; Serial: TP:1874
- Measurement SW: DASY52, Version 52.8 (8);

Area Scan (71x121x1): Interpolated grid: dx=1.500 mm, dy=1.500 mm

Maximum value of SAR (interpolated) = 0.886 W/kg

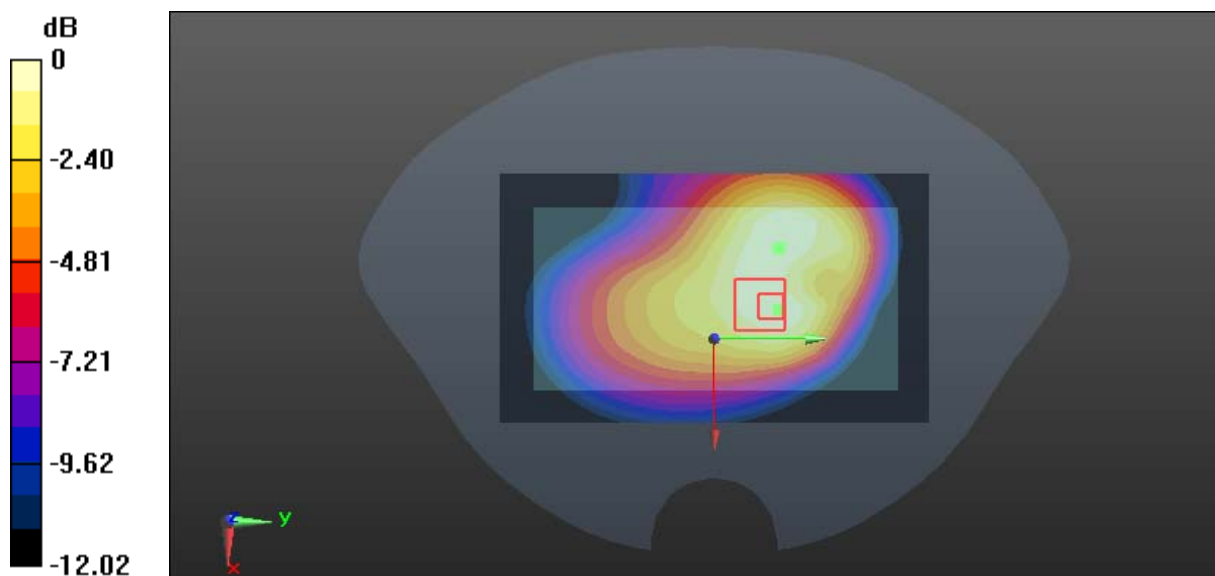
Zoom Scan (5x6x7)/Cube 0: Measurement grid: dx=8mm, dy=8mm, dz=5mm

Reference Value = 21.52 V/m; Power Drift = 0.02 dB

Peak SAR (extrapolated) = 1.01 W/kg

SAR(1 g) = 0.676 W/kg; SAR(10 g) = 0.473 W/kg

Maximum value of SAR (measured) = 0.893 W/kg



0 dB = 0.893 W/kg = -0.49 dBW/kg

Test Plot 69#: WCDMA Band 5_Body Left_Middle**DUT: TD-LTE Digital Mobile Phone; Type: IS740.2; Serial: 18041300121**

Communication System: WCDMA; Frequency: 836.6 MHz; Duty Cycle: 1:1
Medium parameters used: $f = 836.6$ MHz; $\sigma = 0.991$ S/m; $\epsilon_r = 55.205$; $\rho = 1000$ kg/m³ ;
Phantom section: Flat Section

DASY5 Configuration:

- Probe: EX3DV4 - SN7441; ConvF(9.95, 9.95, 9.95); Calibrated: 2017/11/2;
- Sensor-Surface: 1.4mm (Mechanical Surface Detection)
- Electronics: DAE4 Sn1459; Calibrated: 2017/9/15
- Phantom: SAM (30deg probe tilt) with CRP v5.0_20150321; Type: QD000P40CD; Serial: TP:1874
- Measurement SW: DASY52, Version 52.8 (8);

Area Scan (51x121x1): Interpolated grid: dx=1.500 mm, dy=1.500 mm

Maximum value of SAR (interpolated) = 0.260 W/kg

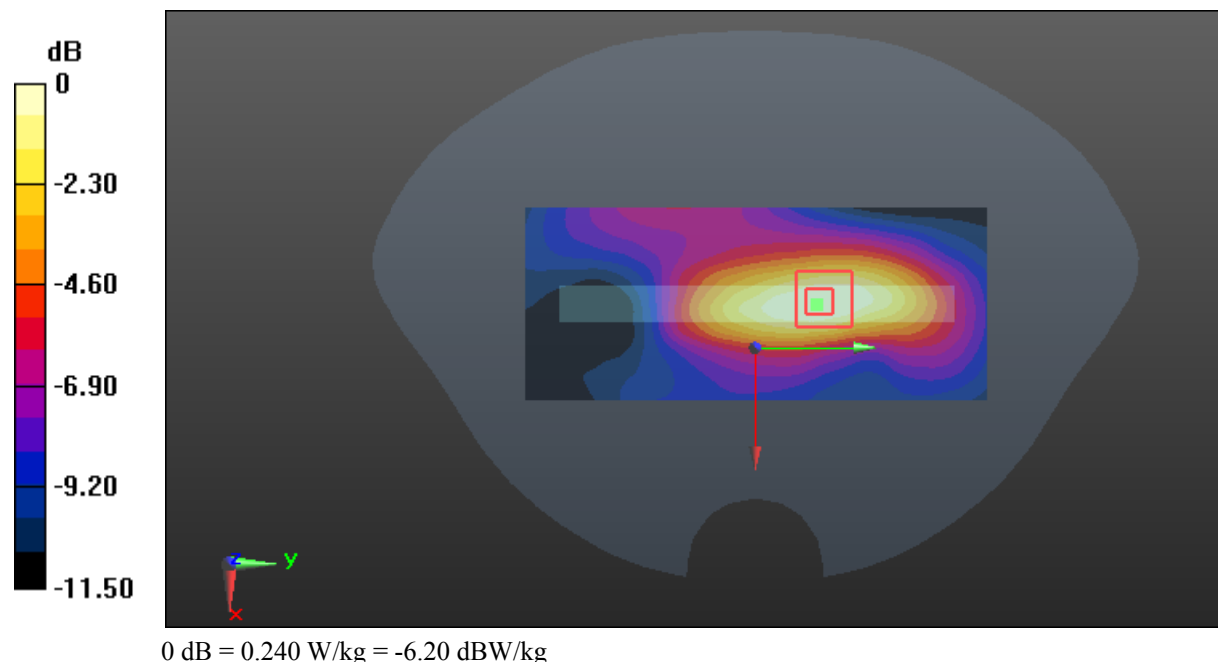
Zoom Scan (5x5x7)/Cube 0: Measurement grid: dx=8mm, dy=8mm, dz=5mm

Reference Value = 12.40 V/m; Power Drift = -0.18 dB

Peak SAR (extrapolated) = 0.280 W/kg

SAR(1 g) = 0.171 W/kg; SAR(10 g) = 0.109 W/kg

Maximum value of SAR (measured) = 0.240 W/kg



Test Plot 70#: WCDMA Band 5_Body Bottom_Middle**DUT: TD-LTE Digital Mobile Phone; Type: IS740.2; Serial: 18041300121**

Communication System: WCDMA; Frequency: 836.6 MHz; Duty Cycle: 1:1
Medium parameters used: $f = 836.6$ MHz; $\sigma = 0.991$ S/m; $\epsilon_r = 55.205$; $\rho = 1000$ kg/m³ ;
Phantom section: Flat Section

DASY5 Configuration:

- Probe: EX3DV4 - SN7441; ConvF(9.95, 9.95, 9.95); Calibrated: 2017/11/2;
- Sensor-Surface: 1.4mm (Mechanical Surface Detection)
- Electronics: DAE4 Sn1459; Calibrated: 2017/9/15
- Phantom: SAM (30deg probe tilt) with CRP v5.0_20150321; Type: QD000P40CD; Serial: TP:1874
- Measurement SW: DASY52, Version 52.8 (8);

Area Scan (51x81x1): Interpolated grid: dx=1.500 mm, dy=1.500 mm

Maximum value of SAR (interpolated) = 0.215 W/kg

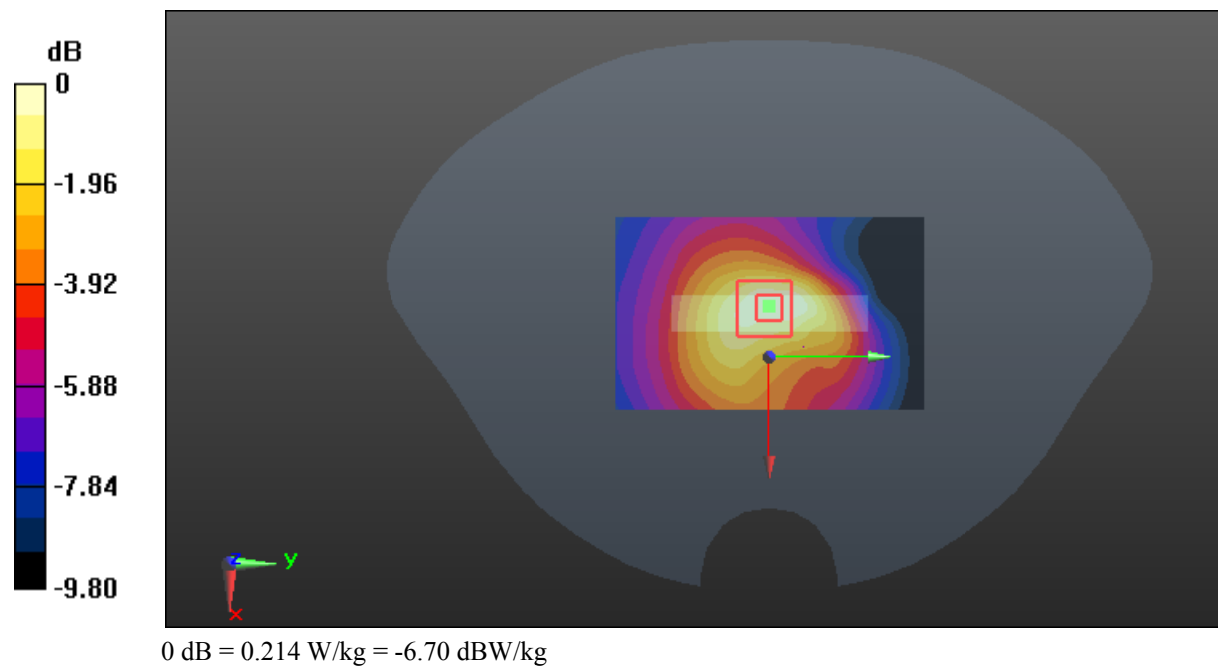
Zoom Scan (5x5x7)/Cube 0: Measurement grid: dx=8mm, dy=8mm, dz=5mm

Reference Value = 12.99 V/m; Power Drift = 0.02 dB

Peak SAR (extrapolated) = 0.250 W/kg

SAR(1 g) = 0.159 W/kg; SAR(10 g) = 0.107 W/kg

Maximum value of SAR (measured) = 0.214 W/kg



Test Plot 71#: LTE Band 5_Head Left Cheek_Middle_1RB**DUT: TD-LTE Digital Mobile Phone; Type: IS740.2; Serial: 18041300121**

Communication System: Generic FDD-LTE; Frequency: 836.5 MHz; Duty Cycle: 1:1
Medium parameters used: $f = 836.5$ MHz; $\sigma = 0.925$ S/m; $\epsilon_r = 40.9$; $\rho = 1000$ kg/m³ ;
Phantom section: Left Section

DASY5 Configuration:

- Probe: EX3DV4 - SN7441; ConvF(9.98, 9.98, 9.98); Calibrated: 2017/11/2;
- Sensor-Surface: 1.4mm (Mechanical Surface Detection)
- Electronics: DAE4 Sn1459; Calibrated: 2017/9/15
- Phantom: SAM (30deg probe tilt) with CRP v5.0_20150321; Type: QD000P40CD; Serial: TP:1874
- Measurement SW: DASY52, Version 52.8 (8);

Area Scan (111x71x1): Interpolated grid: dx=1.500 mm, dy=1.500 mm

Maximum value of SAR (interpolated) = 0.388 W/kg


Zoom Scan (6x6x7)/Cube 0: Measurement grid: dx=8mm, dy=8mm, dz=5mm

Reference Value = 6.168 V/m; Power Drift = -0.15 dB

Peak SAR (extrapolated) = 0.463 W/kg

SAR(1 g) = 0.288 W/kg; SAR(10 g) = 0.190 W/kg

Maximum value of SAR (measured) = 0.397 W/kg



0 dB = 0.397 W/kg = -4.01 dBW/kg

Test Plot 72#: LTE Band 5_Head Left Cheek_Middle_50%RB**DUT: TD-LTE Digital Mobile Phone; Type: IS740.2; Serial: 18041300121**

Communication System: Generic FDD-LTE; Frequency: 836.5 MHz; Duty Cycle: 1:1
Medium parameters used: $f = 836.5$ MHz; $\sigma = 0.925$ S/m; $\epsilon_r = 40.9$; $\rho = 1000$ kg/m³ ;
Phantom section: Left Section

DASY5 Configuration:

- Probe: EX3DV4 - SN7441; ConvF(9.98, 9.98, 9.98); Calibrated: 2017/11/2;
- Sensor-Surface: 1.4mm (Mechanical Surface Detection)
- Electronics: DAE4 Sn1459; Calibrated: 2017/9/15
- Phantom: SAM (30deg probe tilt) with CRP v5.0_20150321; Type: QD000P40CD; Serial: TP:1874
- Measurement SW: DASY52, Version 52.8 (8);

Area Scan (111x71x1): Interpolated grid: dx=1.500 mm, dy=1.500 mm

Maximum value of SAR (interpolated) = 0.292 W/kg


Zoom Scan (5x5x7)/Cube 0: Measurement grid: dx=8mm, dy=8mm, dz=5mm

Reference Value = 5.395 V/m; Power Drift = -0.05 dB

Peak SAR (extrapolated) = 0.351 W/kg

SAR(1 g) = 0.221 W/kg; SAR(10 g) = 0.146 W/kg

Maximum value of SAR (measured) = 0.304 W/kg



0 dB = 0.304 W/kg = -5.17 dBW/kg

Test Plot 73#: LTE Band 5_Head Left Tilt_Middle_1RB**DUT: TD-LTE Digital Mobile Phone; Type: IS740.2; Serial: 18041300121**

Communication System: Generic FDD-LTE; Frequency: 836.5 MHz; Duty Cycle: 1:1
Medium parameters used: $f = 836.5$ MHz; $\sigma = 0.925$ S/m; $\epsilon_r = 40.9$; $\rho = 1000$ kg/m³ ;
Phantom section: Left Section

DASY5 Configuration:

- Probe: EX3DV4 - SN7441; ConvF(9.98, 9.98, 9.98); Calibrated: 2017/11/2;
- Sensor-Surface: 1.4mm (Mechanical Surface Detection)
- Electronics: DAE4 Sn1459; Calibrated: 2017/9/15
- Phantom: SAM (30deg probe tilt) with CRP v5.0_20150321; Type: QD000P40CD; Serial: TP:1874
- Measurement SW: DASY52, Version 52.8 (8);

Area Scan (111x71x1): Interpolated grid: dx=1.500 mm, dy=1.500 mm

Maximum value of SAR (interpolated) = 0.152 W/kg


Zoom Scan (6x6x7)/Cube 0: Measurement grid: dx=8mm, dy=8mm, dz=5mm

Reference Value = 8.071 V/m; Power Drift = -0.16 dB

Peak SAR (extrapolated) = 0.163 W/kg

SAR(1 g) = 0.136 W/kg; SAR(10 g) = 0.108 W/kg

Maximum value of SAR (measured) = 0.154 W/kg



0 dB = 0.154 W/kg = -8.12 dBW/kg

Test Plot 74#: LTE Band 5_Head Left Tilt_Middle_50%RB**DUT: TD-LTE Digital Mobile Phone; Type: IS740.2; Serial: 18041300121**

Communication System: Generic FDD-LTE; Frequency: 836.5 MHz; Duty Cycle: 1:1
Medium parameters used: $f = 836.5$ MHz; $\sigma = 0.925$ S/m; $\epsilon_r = 40.9$; $\rho = 1000$ kg/m³ ;
Phantom section: Left Section

DASY5 Configuration:

- Probe: EX3DV4 - SN7441; ConvF(9.98, 9.98, 9.98); Calibrated: 2017/11/2;
- Sensor-Surface: 1.4mm (Mechanical Surface Detection)
- Electronics: DAE4 Sn1459; Calibrated: 2017/9/15
- Phantom: SAM (30deg probe tilt) with CRP v5.0_20150321; Type: QD000P40CD; Serial: TP:1874
- Measurement SW: DASY52, Version 52.8 (8);

Area Scan (111x71x1): Interpolated grid: dx=1.500 mm, dy=1.500 mm

Maximum value of SAR (interpolated) = 0.130 W/kg

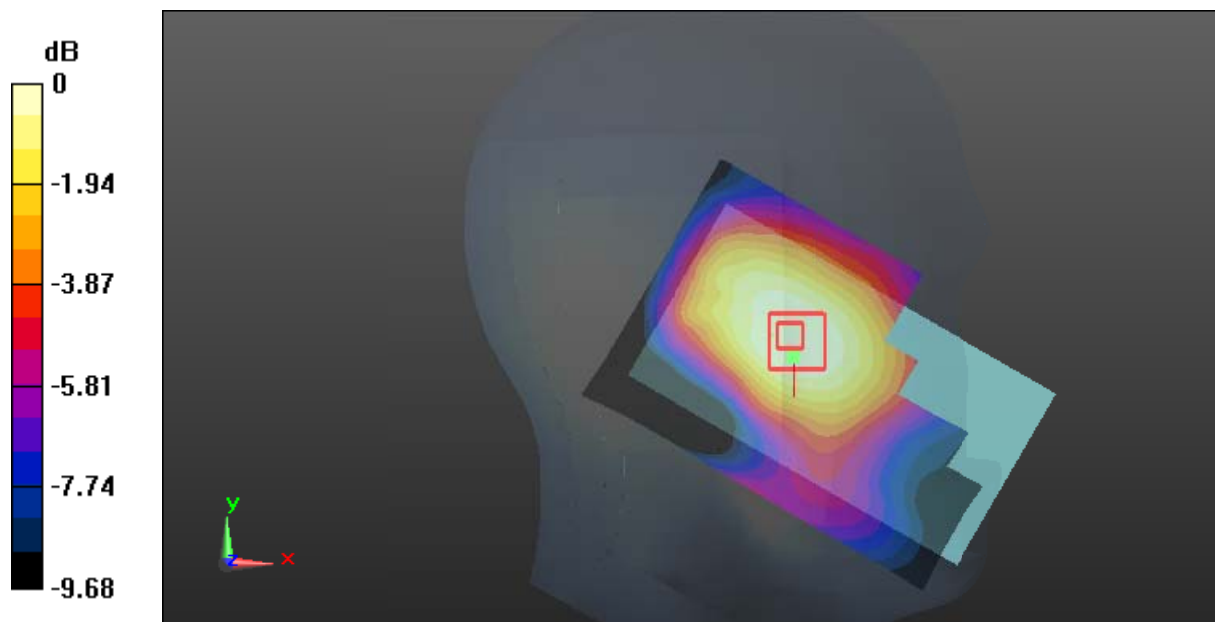
Zoom Scan (5x5x7)/Cube 0: Measurement grid: dx=8mm, dy=8mm, dz=5mm

Reference Value = 7.283 V/m; Power Drift = 0.19 dB

Peak SAR (extrapolated) = 0.135 W/kg

SAR(1 g) = 0.116 W/kg; SAR(10 g) = 0.091 W/kg

Maximum value of SAR (measured) = 0.129 W/kg



0 dB = 0.129 W/kg = -8.89 dBW/kg

Test Plot 75#: LTE Band 5_Head Right Cheek_Low_1RB**DUT: TD-LTE Digital Mobile Phone; Type: IS740.2; Serial: 18041300121**

Communication System: Generic FDD-LTE; Frequency: 829 MHz; Duty Cycle: 1:1
Medium parameters used: $f = 829$ MHz; $\sigma = 0.922$ S/m; $\epsilon_r = 40.796$; $\rho = 1000$ kg/m³ ;
Phantom section: Right Section

DASY5 Configuration:

- Probe: EX3DV4 - SN7441; ConvF(9.98, 9.98, 9.98); Calibrated: 2017/11/2;
- Sensor-Surface: 1.4mm (Mechanical Surface Detection)
- Electronics: DAE4 Sn1459; Calibrated: 2017/9/15
- Phantom: SAM (30deg probe tilt) with CRP v5.0_20150321; Type: QD000P40CD; Serial: TP:1874
- Measurement SW: DASY52, Version 52.8 (8);

Area Scan (111x71x1): Interpolated grid: dx=1.500 mm, dy=1.500 mm

Maximum value of SAR (interpolated) = 0.420 W/kg


Zoom Scan (5x5x7)/Cube 0: Measurement grid: dx=8mm, dy=8mm, dz=5mm

Reference Value = 5.906 V/m; Power Drift = -0.12 dB

Peak SAR (extrapolated) = 0.436 W/kg

SAR(1 g) = 0.315 W/kg; SAR(10 g) = 0.228 W/kg

Maximum value of SAR (measured) = 0.390 W/kg



0 dB = 0.390 W/kg = -4.09 dBW/kg

Test Plot 76#: LTE Band 5_Head Right Cheek_Middle_1RB**DUT: TD-LTE Digital Mobile Phone; Type: IS740.2; Serial: 18041300121**

Communication System: Generic FDD-LTE; Frequency: 836.5 MHz; Duty Cycle: 1:1
Medium parameters used: $f = 836.5$ MHz; $\sigma = 0.925$ S/m; $\epsilon_r = 40.9$; $\rho = 1000$ kg/m³ ;
Phantom section: Right Section

DASY5 Configuration:

- Probe: EX3DV4 - SN7441; ConvF(9.98, 9.98, 9.98); Calibrated: 2017/11/2;
- Sensor-Surface: 1.4mm (Mechanical Surface Detection)
- Electronics: DAE4 Sn1459; Calibrated: 2017/9/15
- Phantom: SAM (30deg probe tilt) with CRP v5.0_20150321; Type: QD000P40CD; Serial: TP:1874
- Measurement SW: DASY52, Version 52.8 (8);

Area Scan (111x71x1): Interpolated grid: dx=1.500 mm, dy=1.500 mm

Maximum value of SAR (interpolated) = 0.415 W/kg

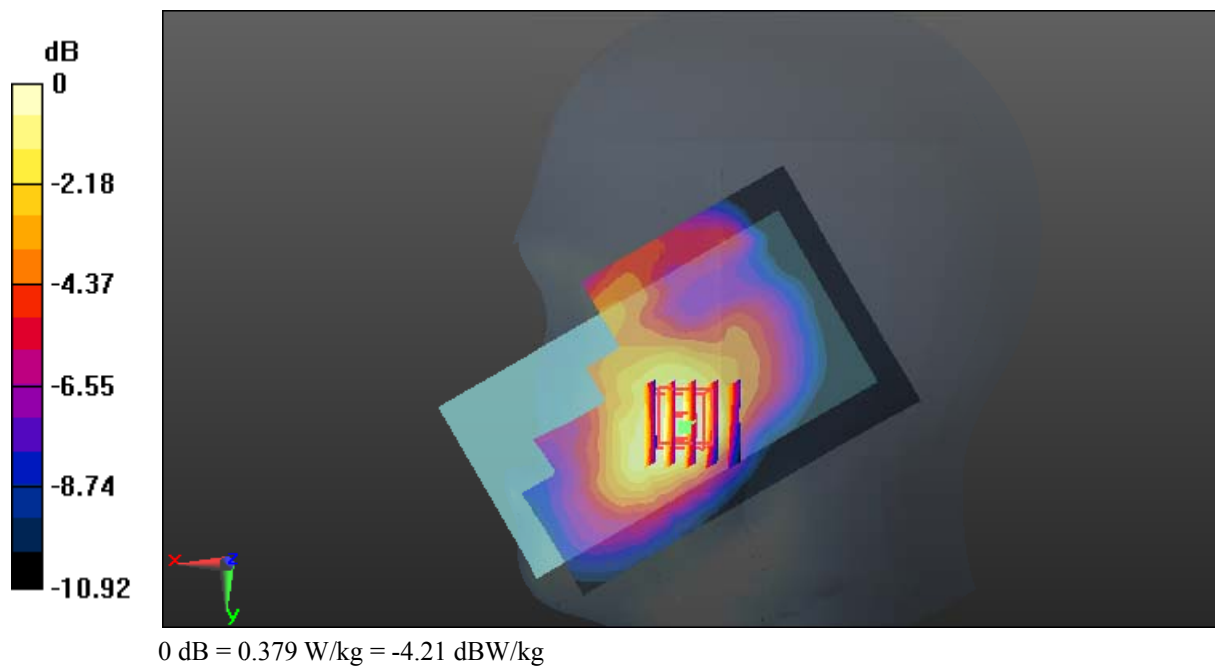
Zoom Scan (5x5x7)/Cube 0: Measurement grid: dx=8mm, dy=8mm, dz=5mm

Reference Value = 5.724 V/m; Power Drift = -0.08 dB

Peak SAR (extrapolated) = 0.432 W/kg

SAR(1 g) = 0.306 W/kg; SAR(10 g) = 0.221 W/kg

Maximum value of SAR (measured) = 0.379 W/kg



Test Plot 77#: LTE Band 5_Head Right Cheek_High_1RB**DUT: TD-LTE Digital Mobile Phone; Type: IS740.2; Serial: 18041300121**

Communication System: Generic FDD-LTE; Frequency: 844 MHz; Duty Cycle: 1:1
Medium parameters used: $f = 844$ MHz; $\sigma = 0.92$ S/m; $\epsilon_r = 40.983$; $\rho = 1000$ kg/m³ ;
Phantom section: Right Section

DASY5 Configuration:

- Probe: EX3DV4 - SN7441; ConvF(9.98, 9.98, 9.98); Calibrated: 2017/11/2;
- Sensor-Surface: 1.4mm (Mechanical Surface Detection)
- Electronics: DAE4 Sn1459; Calibrated: 2017/9/15
- Phantom: SAM (30deg probe tilt) with CRP v5.0_20150321; Type: QD000P40CD; Serial: TP:1874
- Measurement SW: DASY52, Version 52.8 (8);

Area Scan (111x71x1): Interpolated grid: dx=1.500 mm, dy=1.500 mm

Maximum value of SAR (interpolated) = 0.404 W/kg

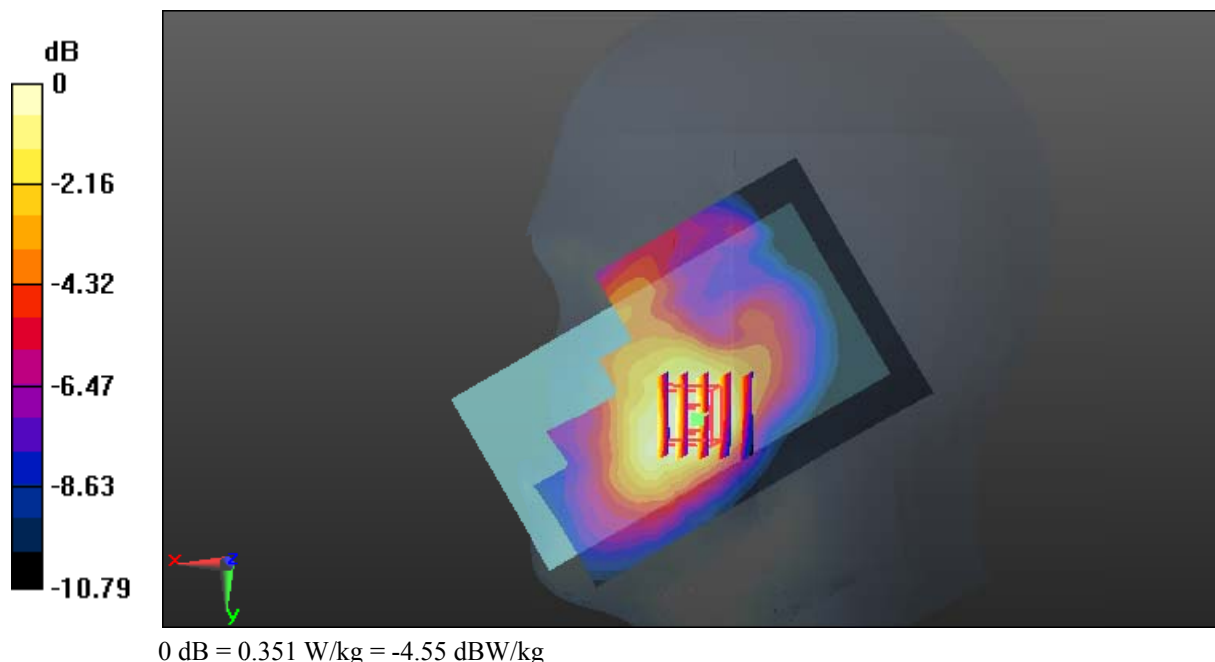
Zoom Scan (5x5x7)/Cube 0: Measurement grid: dx=8mm, dy=8mm, dz=5mm

Reference Value = 5.332 V/m; Power Drift = 0.17 dB

Peak SAR (extrapolated) = 0.405 W/kg

SAR(1 g) = 0.286 W/kg; SAR(10 g) = 0.208 W/kg

Maximum value of SAR (measured) = 0.351 W/kg



Test Plot 78#: LTE Band 5_Head Right Cheek_Middle_50%RB**DUT: TD-LTE Digital Mobile Phone; Type: IS740.2; Serial: 18041300121**

Communication System: Generic FDD-LTE; Frequency: 836.5 MHz; Duty Cycle: 1:1
Medium parameters used: $f = 836.5$ MHz; $\sigma = 0.925$ S/m; $\epsilon_r = 40.9$; $\rho = 1000$ kg/m³ ;
Phantom section: Right Section

DASY5 Configuration:

- Probe: EX3DV4 - SN7441; ConvF(9.98, 9.98, 9.98); Calibrated: 2017/11/2;
- Sensor-Surface: 1.4mm (Mechanical Surface Detection)
- Electronics: DAE4 Sn1459; Calibrated: 2017/9/15
- Phantom: SAM (30deg probe tilt) with CRP v5.0_20150321; Type: QD000P40CD; Serial: TP:1874
- Measurement SW: DASY52, Version 52.8 (8);

Area Scan (111x71x1): Interpolated grid: dx=1.500 mm, dy=1.500 mm

Maximum value of SAR (interpolated) = 0.346 W/kg


Zoom Scan (5x5x7)/Cube 0: Measurement grid: dx=8mm, dy=8mm, dz=5mm

Reference Value = 5.332 V/m; Power Drift = -0.05 dB

Peak SAR (extrapolated) = 0.359 W/kg

SAR(1 g) = 0.254 W/kg; SAR(10 g) = 0.184 W/kg

Maximum value of SAR (measured) = 0.313 W/kg



Test Plot 79#: LTE Band 5_Head Right Tilt_Middle_1RB**DUT: TD-LTE Digital Mobile Phone; Type: IS740.2; Serial: 18041300121**

Communication System: Generic FDD-LTE; Frequency: 836.5 MHz; Duty Cycle: 1:1
Medium parameters used: $f = 836.5$ MHz; $\sigma = 0.925$ S/m; $\epsilon_r = 40.9$; $\rho = 1000$ kg/m³ ;
Phantom section: Right Section

DASY5 Configuration:

- Probe: EX3DV4 - SN7441; ConvF(9.98, 9.98, 9.98); Calibrated: 2017/11/2;
- Sensor-Surface: 1.4mm (Mechanical Surface Detection)
- Electronics: DAE4 Sn1459; Calibrated: 2017/9/15
- Phantom: SAM (30deg probe tilt) with CRP v5.0_20150321; Type: QD000P40CD; Serial: TP:1874
- Measurement SW: DASY52, Version 52.8 (8);

Area Scan (111x71x1): Interpolated grid: dx=1.500 mm, dy=1.500 mm

Maximum value of SAR (interpolated) = 0.175 W/kg

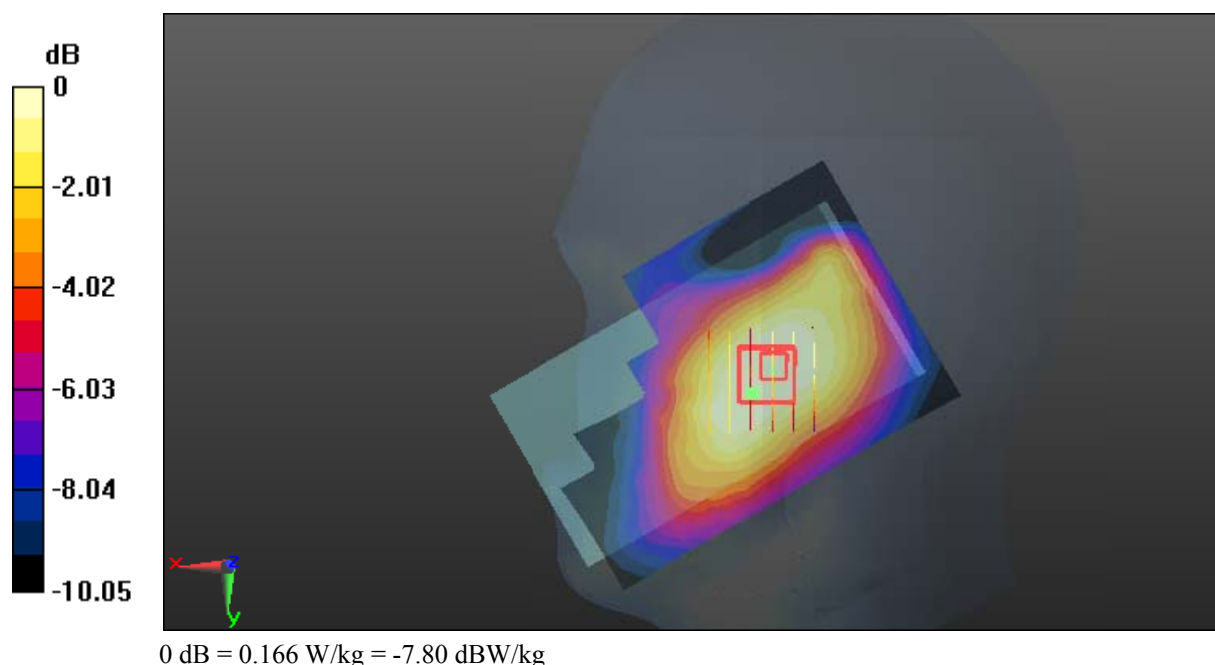
Zoom Scan (6x6x7)/Cube 0: Measurement grid: dx=8mm, dy=8mm, dz=5mm

Reference Value = 9.227 V/m; Power Drift = -0.14 dB

Peak SAR (extrapolated) = 0.177 W/kg

SAR(1 g) = 0.145 W/kg; SAR(10 g) = 0.114 W/kg

Maximum value of SAR (measured) = 0.166 W/kg



Test Plot 80#: LTE Band 5_Head Right Tilt_Middle_50%RB**DUT: TD-LTE Digital Mobile Phone; Type: IS740.2; Serial: 18041300121**

Communication System: Generic FDD-LTE; Frequency: 836.5 MHz; Duty Cycle: 1:1
Medium parameters used: $f = 836.5$ MHz; $\sigma = 0.925$ S/m; $\epsilon_r = 40.9$; $\rho = 1000$ kg/m³ ;
Phantom section: Right Section

DASY5 Configuration:

- Probe: EX3DV4 - SN7441; ConvF(9.98, 9.98, 9.98); Calibrated: 2017/11/2;
- Sensor-Surface: 1.4mm (Mechanical Surface Detection)
- Electronics: DAE4 Sn1459; Calibrated: 2017/9/15
- Phantom: SAM (30deg probe tilt) with CRP v5.0_20150321; Type: QD000P40CD; Serial: TP:1874
- Measurement SW: DASY52, Version 52.8 (8);

Area Scan (111x71x1): Interpolated grid: dx=1.500 mm, dy=1.500 mm

Maximum value of SAR (interpolated) = 0.141 W/kg


Zoom Scan (6x6x7)/Cube 0: Measurement grid: dx=8mm, dy=8mm, dz=5mm

Reference Value = 8.117 V/m; Power Drift = -0.10 dB

Peak SAR (extrapolated) = 0.140 W/kg

SAR(1 g) = 0.115 W/kg; SAR(10 g) = 0.090 W/kg

Maximum value of SAR (measured) = 0.131 W/kg



0 dB = 0.131 W/kg = -8.83 dBW/kg

Test Plot 81#: LTE Band 5_Body Back_Low_1RB**DUT: TD-LTE Digital Mobile Phone; Type: IS740.2; Serial: 18041300121**

Communication System: Generic FDD-LTE; Frequency: 829 MHz; Duty Cycle: 1:1
Medium parameters used: $f = 829$ MHz; $\sigma = 0.979$ S/m; $\epsilon_r = 55.221$; $\rho = 1000$ kg/m³ ;
Phantom section: Flat Section

DASY5 Configuration:

- Probe: EX3DV4 - SN7441; ConvF(9.95, 9.95, 9.95); Calibrated: 2017/11/2;
- Sensor-Surface: 1.4mm (Mechanical Surface Detection)
- Electronics: DAE4 Sn1459; Calibrated: 2017/9/15
- Phantom: SAM (30deg probe tilt) with CRP v5.0_20150321; Type: QD000P40CD; Serial: TP:1874
- Measurement SW: DASY52, Version 52.8 (8);

Area Scan (71x121x1): Interpolated grid: dx=1.500 mm, dy=1.500 mm

Maximum value of SAR (interpolated) = 0.689 W/kg

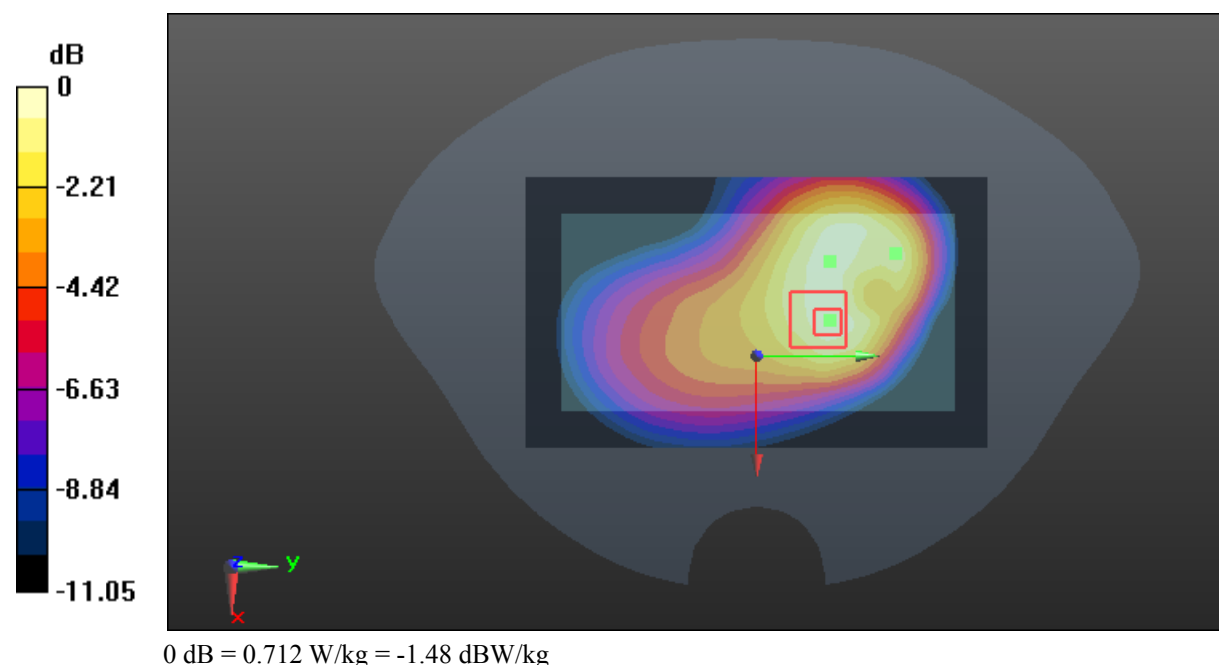
Zoom Scan (5x5x7)/Cube 0: Measurement grid: dx=8mm, dy=8mm, dz=5mm

Reference Value = 18.77 V/m; Power Drift = 0.15 dB

Peak SAR (extrapolated) = 0.809 W/kg

SAR(1 g) = 0.535 W/kg; SAR(10 g) = 0.366 W/kg

Maximum value of SAR (measured) = 0.712 W/kg



Test Plot 82#: LTE Band 5_Body Back_Middle_1RB**DUT: TD-LTE Digital Mobile Phone; Type: IS740.2; Serial: 18041300121**

Communication System: Generic FDD-LTE; Frequency: 836.5 MHz; Duty Cycle: 1:1
Medium parameters used: $f = 836.5$ MHz; $\sigma = 0.991$ S/m; $\epsilon_r = 55.2$; $\rho = 1000$ kg/m³ ;
Phantom section: Flat Section

DASY5 Configuration:

- Probe: EX3DV4 - SN7441; ConvF(9.95, 9.95, 9.95); Calibrated: 2017/11/2;
- Sensor-Surface: 1.4mm (Mechanical Surface Detection)
- Electronics: DAE4 Sn1459; Calibrated: 2017/9/15
- Phantom: SAM (30deg probe tilt) with CRP v5.0_20150321; Type: QD000P40CD; Serial: TP:1874
- Measurement SW: DASY52, Version 52.8 (8);

Area Scan (71x121x1): Interpolated grid: dx=1.500 mm, dy=1.500 mm

Maximum value of SAR (interpolated) = 0.935 W/kg


Zoom Scan (5x5x7)/Cube 0: Measurement grid: dx=8mm, dy=8mm, dz=5mm

Reference Value = 21.55 V/m; Power Drift = -0.13 dB

Peak SAR (extrapolated) = 1.07 W/kg

SAR(1 g) = 0.674 W/kg; SAR(10 g) = 0.445 W/kg

Maximum value of SAR (measured) = 0.919 W/kg



Test Plot 83#: LTE Band 5_Body Back_High_1RB

DUT: TD-LTE Digital Mobile Phone; Type: IS740.2; Serial: 18041300121

Communication System: Generic FDD-LTE; Frequency: 844 MHz; Duty Cycle: 1:1
 Medium parameters used: $f = 844 \text{ MHz}$; $\sigma = 0.988 \text{ S/m}$; $\epsilon_r = 55.466$; $\rho = 1000 \text{ kg/m}^3$;
 Phantom section: Flat Section

DASY5 Configuration:

- Probe: EX3DV4 - SN7441; ConvF(9.95, 9.95, 9.95); Calibrated: 2017/11/2;
- Sensor-Surface: 1.4mm (Mechanical Surface Detection)
- Electronics: DAE4 Sn1459; Calibrated: 2017/9/15
- Phantom: SAM (30deg probe tilt) with CRP v5.0_20150321; Type: QD000P40CD; Serial: TP:1874
- Measurement SW: DASY52, Version 52.8 (8);

Area Scan (71x121x1): Interpolated grid: $dx=1.500 \text{ mm}$, $dy=1.500 \text{ mm}$

Maximum value of SAR (interpolated) = 0.720 W/kg

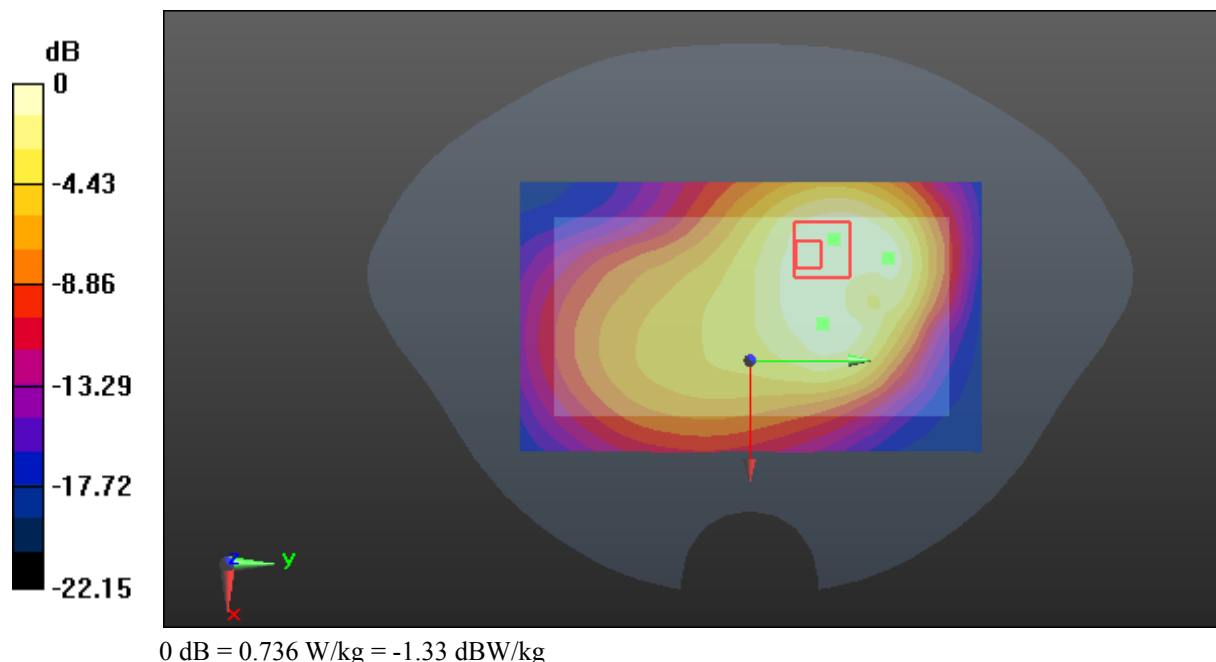
Zoom Scan (6x6x7)/Cube 0: Measurement grid: $dx=8\text{mm}$, $dy=8\text{mm}$, $dz=5\text{mm}$

Reference Value = 17.79 V/m; Power Drift = -0.16 dB

Peak SAR (extrapolated) = 1.25 W/kg

SAR(1 g) = 0.629 W/kg; SAR(10 g) = 0.367 W/kg

Maximum value of SAR (measured) = 0.736 W/kg



Test Plot 84#: LTE Band 5_Body Back_Middle_50%RB**DUT: TD-LTE Digital Mobile Phone; Type: IS740.2; Serial: 18041300121**

Communication System: Generic FDD-LTE; Frequency: 836.5 MHz; Duty Cycle: 1:1
Medium parameters used: $f = 836.5$ MHz; $\sigma = 0.991$ S/m; $\epsilon_r = 55.2$; $\rho = 1000$ kg/m³ ;
Phantom section: Flat Section

DASY5 Configuration:

- Probe: EX3DV4 - SN7441; ConvF(9.95, 9.95, 9.95); Calibrated: 2017/11/2;
- Sensor-Surface: 1.4mm (Mechanical Surface Detection)
- Electronics: DAE4 Sn1459; Calibrated: 2017/9/15
- Phantom: SAM (30deg probe tilt) with CRP v5.0_20150321; Type: QD000P40CD; Serial: TP:1874
- Measurement SW: DASY52, Version 52.8 (8);

Area Scan (71x121x1): Interpolated grid: dx=1.500 mm, dy=1.500 mm

Maximum value of SAR (interpolated) = 0.741 W/kg

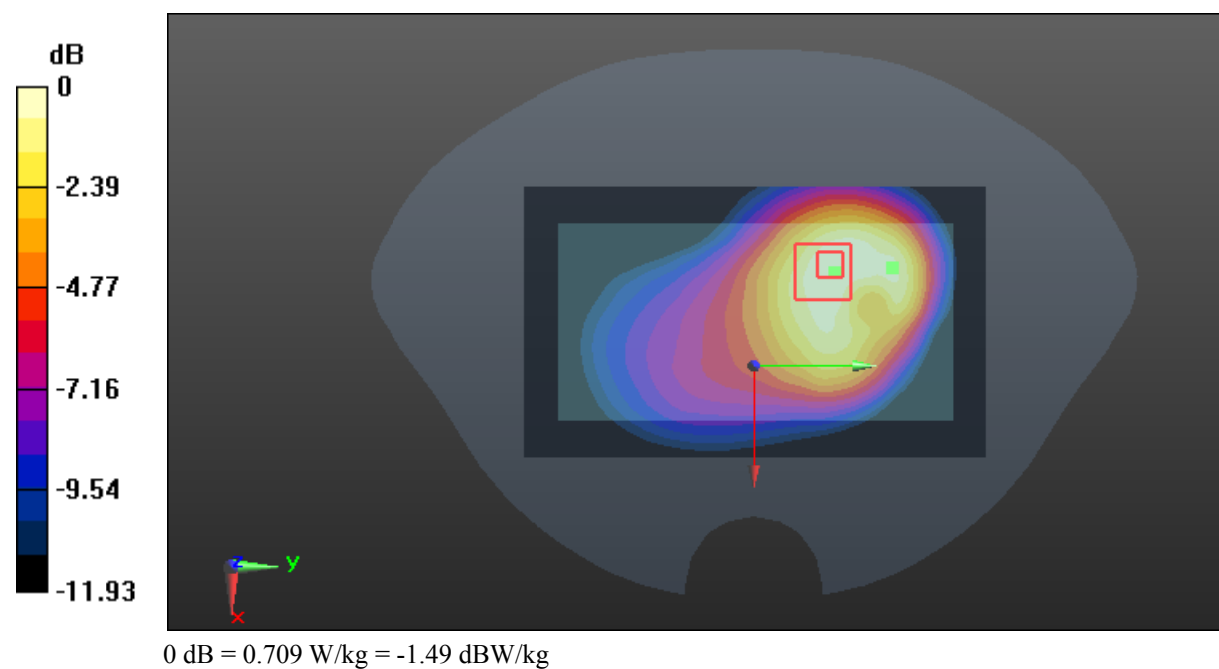
Zoom Scan (5x5x7)/Cube 0: Measurement grid: dx=8mm, dy=8mm, dz=5mm

Reference Value = 15.27 V/m; Power Drift = -0.01 dB

Peak SAR (extrapolated) = 0.854 W/kg

SAR(1 g) = 0.504 W/kg; SAR(10 g) = 0.314 W/kg

Maximum value of SAR (measured) = 0.709 W/kg



Test Plot 85#: LTE Band 5_Body Left_Middle_1RB**DUT: TD-LTE Digital Mobile Phone; Type: IS740.2; Serial: 18041300121**

Communication System: Generic FDD-LTE; Frequency: 836.5 MHz; Duty Cycle: 1:1
Medium parameters used: $f = 836.5$ MHz; $\sigma = 0.991$ S/m; $\epsilon_r = 55.2$; $\rho = 1000$ kg/m³ ;
Phantom section: Flat Section

DASY5 Configuration:

- Probe: EX3DV4 - SN7441; ConvF(9.95, 9.95, 9.95); Calibrated: 2017/11/2;
- Sensor-Surface: 1.4mm (Mechanical Surface Detection)
- Electronics: DAE4 Sn1459; Calibrated: 2017/9/15
- Phantom: SAM (30deg probe tilt) with CRP v5.0_20150321; Type: QD000P40CD; Serial: TP:1874
- Measurement SW: DASY52, Version 52.8 (8);

Area Scan (51x121x1): Interpolated grid: dx=1.500 mm, dy=1.500 mm

Maximum value of SAR (interpolated) = 0.191 W/kg

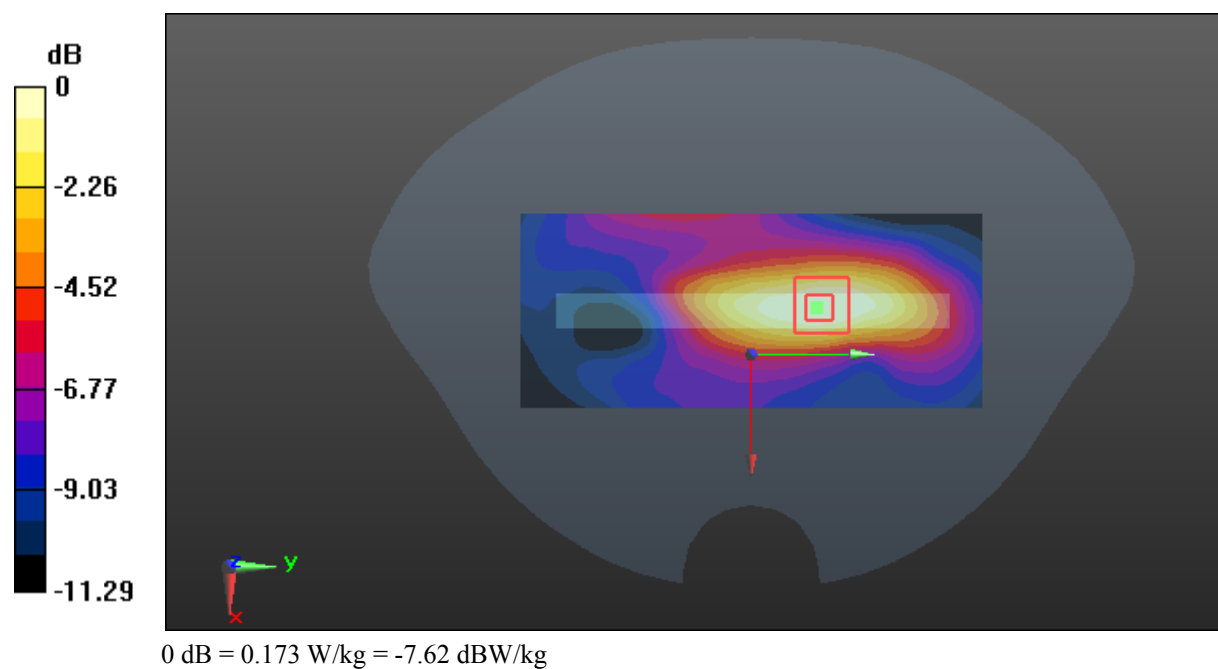
Zoom Scan (5x5x7)/Cube 0: Measurement grid: dx=8mm, dy=8mm, dz=5mm

Reference Value = 10.50 V/m; Power Drift = -0.14 dB

Peak SAR (extrapolated) = 0.204 W/kg

SAR(1 g) = 0.122 W/kg; SAR(10 g) = 0.077 W/kg

Maximum value of SAR (measured) = 0.173 W/kg



Test Plot 86#: LTE Band 5_Body Left_Middle_50%RB

DUT: TD-LTE Digital Mobile Phone; Type: IS740.2; Serial: 18041300121

Communication System: Generic FDD-LTE; Frequency: 836.5 MHz; Duty Cycle: 1:1
 Medium parameters used: $f = 836.5 \text{ MHz}$; $\sigma = 0.991 \text{ S/m}$; $\epsilon_r = 55.2$; $\rho = 1000 \text{ kg/m}^3$;
 Phantom section: Flat Section

DASY5 Configuration:

- Probe: EX3DV4 - SN7441; ConvF(9.95, 9.95, 9.95); Calibrated: 2017/11/2;
- Sensor-Surface: 1.4mm (Mechanical Surface Detection)
- Electronics: DAE4 Sn1459; Calibrated: 2017/9/15
- Phantom: SAM (30deg probe tilt) with CRP v5.0_20150321; Type: QD000P40CD; Serial: TP:1874
- Measurement SW: DASY52, Version 52.8 (8);

Area Scan (51x121x1): Interpolated grid: $dx=1.500 \text{ mm}$, $dy=1.500 \text{ mm}$

Maximum value of SAR (interpolated) = 0.138 W/kg

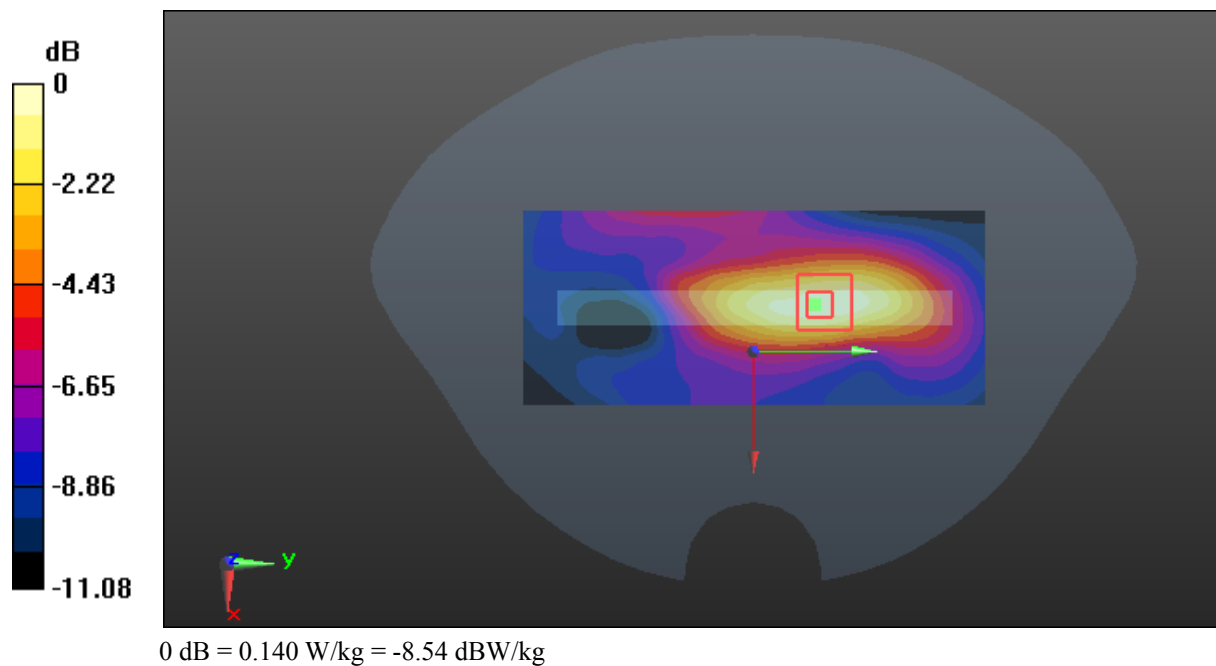
Zoom Scan (5x5x7)/Cube 0: Measurement grid: $dx=8\text{mm}$, $dy=8\text{mm}$, $dz=5\text{mm}$

Reference Value = 9.483 V/m; Power Drift = -0.06 dB

Peak SAR (extrapolated) = 0.164 W/kg

SAR(1 g) = 0.098 W/kg; SAR(10 g) = 0.061 W/kg

Maximum value of SAR (measured) = 0.140 W/kg



Test Plot 87#: LTE Band 5_Body Bottom_Middle_1RB**DUT: TD-LTE Digital Mobile Phone; Type: IS740.2; Serial: 18041300121**

Communication System: Generic FDD-LTE; Frequency: 836.5 MHz; Duty Cycle: 1:1
Medium parameters used: $f = 836.5$ MHz; $\sigma = 0.991$ S/m; $\epsilon_r = 55.2$; $\rho = 1000$ kg/m³ ;
Phantom section: Flat Section

DASY5 Configuration:

- Probe: EX3DV4 - SN7441; ConvF(9.95, 9.95, 9.95); Calibrated: 2017/11/2;
- Sensor-Surface: 1.4mm (Mechanical Surface Detection)
- Electronics: DAE4 Sn1459; Calibrated: 2017/9/15
- Phantom: SAM (30deg probe tilt) with CRP v5.0_20150321; Type: QD000P40CD; Serial: TP:1874
- Measurement SW: DASY52, Version 52.8 (8);

Area Scan (51x81x1): Interpolated grid: dx=1.500 mm, dy=1.500 mm

Maximum value of SAR (interpolated) = 0.160 W/kg

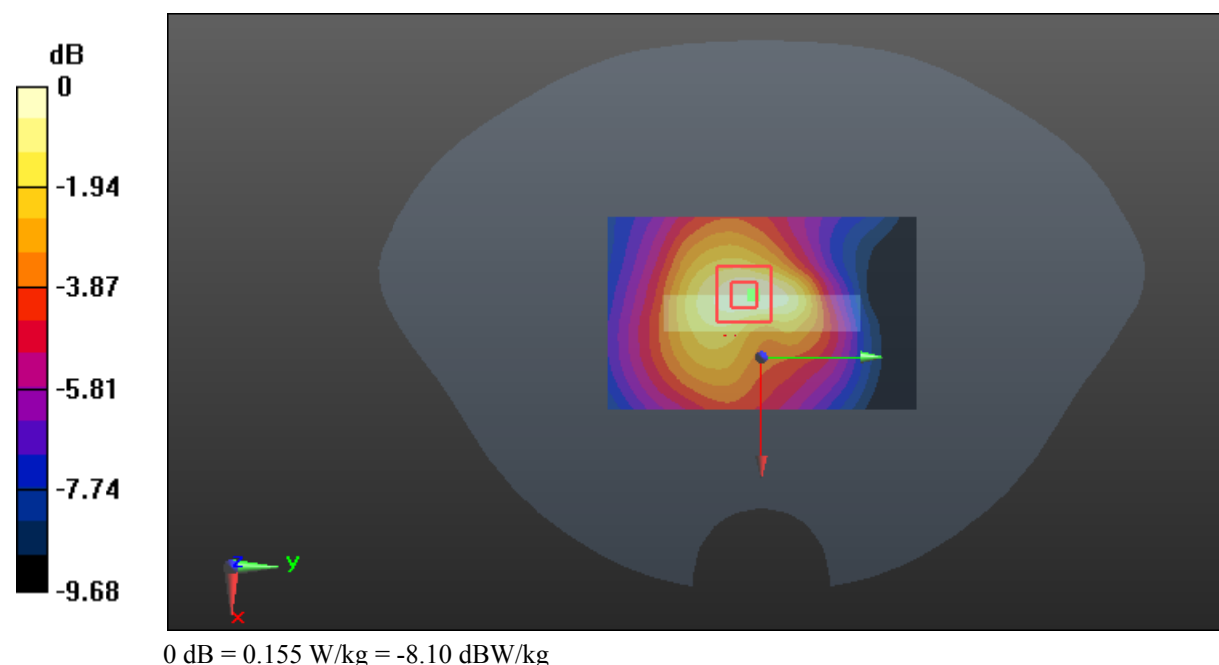
Zoom Scan (5x5x7)/Cube 0: Measurement grid: dx=8mm, dy=8mm, dz=5mm

Reference Value = 10.53 V/m; Power Drift = -0.02 dB

Peak SAR (extrapolated) = 0.180 W/kg

SAR(1 g) = 0.114 W/kg; SAR(10 g) = 0.077 W/kg

Maximum value of SAR (measured) = 0.155 W/kg



Test Plot 88#: LTE Band 5_Body Bottom_Middle_50%RB**DUT: TD-LTE Digital Mobile Phone; Type: IS740.2; Serial: 18041300121**

Communication System: Generic FDD-LTE; Frequency: 836.5 MHz; Duty Cycle: 1:1
Medium parameters used: $f = 836.5$ MHz; $\sigma = 0.991$ S/m; $\epsilon_r = 55.2$; $\rho = 1000$ kg/m³ ;
Phantom section: Flat Section

DASY5 Configuration:

- Probe: EX3DV4 - SN7441; ConvF(9.95, 9.95, 9.95); Calibrated: 2017/11/2;
- Sensor-Surface: 1.4mm (Mechanical Surface Detection)
- Electronics: DAE4 Sn1459; Calibrated: 2017/9/15
- Phantom: SAM (30deg probe tilt) with CRP v5.0_20150321; Type: QD000P40CD; Serial: TP:1874
- Measurement SW: DASY52, Version 52.8 (8);

Area Scan (51x81x1): Interpolated grid: dx=1.500 mm, dy=1.500 mm

Maximum value of SAR (interpolated) = 0.121 W/kg

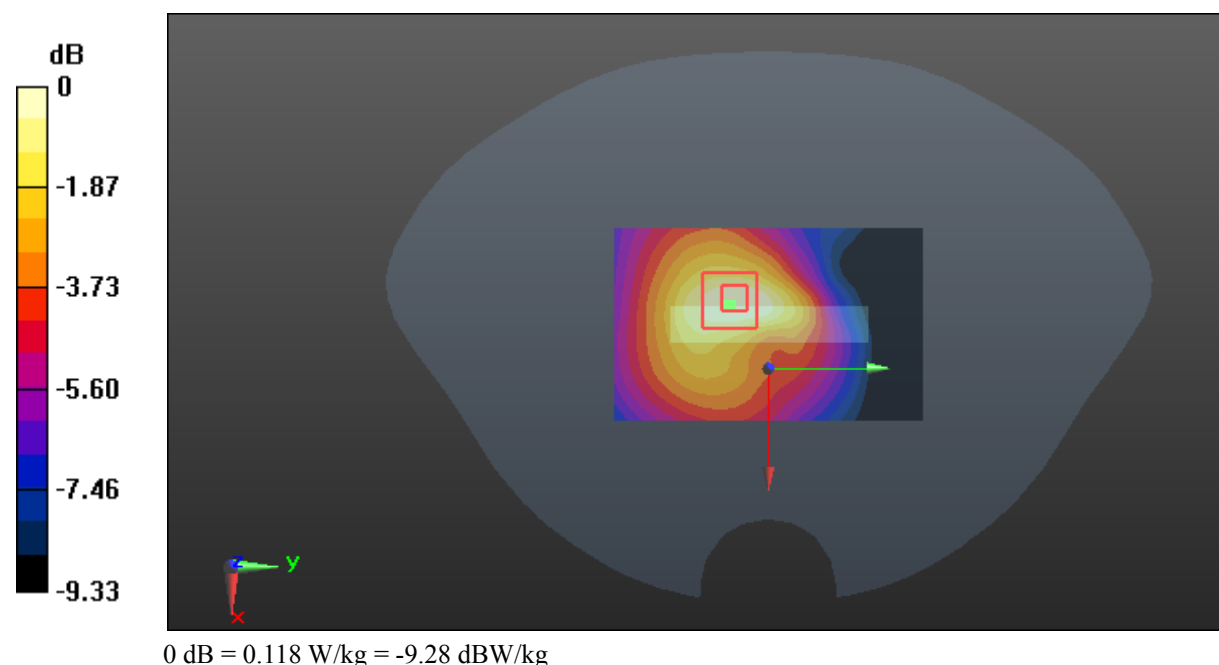
Zoom Scan (5x5x7)/Cube 0: Measurement grid: dx=8mm, dy=8mm, dz=5mm

Reference Value = 7.837 V/m; Power Drift = -0.02 dB

Peak SAR (extrapolated) = 0.138 W/kg

SAR(1 g) = 0.089 W/kg; SAR(10 g) = 0.060 W/kg

Maximum value of SAR (measured) = 0.118 W/kg



Test Plot 89#: LTE Band 7_Head Left Cheek_Low_1RB**DUT: TD-LTE Digital Mobile Phone; Type: IS740.2; Serial: 18041300121**

Communication System: Generic FDD-LTE; Frequency: 2510 MHz; Duty Cycle: 1:1
Medium parameters used: $f = 2510$ MHz; $\sigma = 1.818$ S/m; $\epsilon_r = 38.947$; $\rho = 1000$ kg/m³ ;
Phantom section: Left Section

DASY5 Configuration:

- Probe: EX3DV4 - SN7441; ConvF(7.34, 7.34, 7.34); Calibrated: 2017/11/2;
- Sensor-Surface: 1.4mm (Mechanical Surface Detection)
- Electronics: DAE4 Sn1459; Calibrated: 2017/9/15
- Phantom: SAM (30deg probe tilt) with CRP v5.0_20150321; Type: QD000P40CD; Serial: TP:1874
- Measurement SW: DASY52, Version 52.8 (8);

Area Scan (151x81x1): Interpolated grid: dx=1.200 mm, dy=1.200 mm

Maximum value of SAR (interpolated) = 0.829 W/kg


Zoom Scan (5x5x7)/Cube 0: Measurement grid: dx=8mm, dy=8mm, dz=5mm

Reference Value = 3.811 V/m; Power Drift = 0.05 dB

Peak SAR (extrapolated) = 1.03 W/kg

SAR(1 g) = 0.419 W/kg; SAR(10 g) = 0.167 W/kg

Maximum value of SAR (measured) = 0.840 W/kg



0 dB = 0.840 W/kg = -0.76 dBW/kg

Test Plot 90#: LTE Band 7_Head Left Cheek_Middle_1RB**DUT: TD-LTE Digital Mobile Phone; Type: IS740.2; Serial: 18041300121**

Communication System: Generic FDD-LTE; Frequency: 2535 MHz; Duty Cycle: 1:1
Medium parameters used: $f = 2535$ MHz; $\sigma = 1.92$ S/m; $\epsilon_r = 38.016$; $\rho = 1000$ kg/m³ ;
Phantom section: Left Section

DASY5 Configuration:

- Probe: EX3DV4 - SN7441; ConvF(7.34, 7.34, 7.34); Calibrated: 2017/11/2;
- Sensor-Surface: 1.4mm (Mechanical Surface Detection)
- Electronics: DAE4 Sn1459; Calibrated: 2017/9/15
- Phantom: SAM (30deg probe tilt) with CRP v5.0_20150321; Type: QD000P40CD; Serial: TP:1874
- Measurement SW: DASY52, Version 52.8 (8);

Area Scan (151x81x1): Interpolated grid: dx=1.200 mm, dy=1.200 mm

Maximum value of SAR (interpolated) = 0.643 W/kg


Zoom Scan (5x5x7)/Cube 0: Measurement grid: dx=8mm, dy=8mm, dz=5mm

Reference Value = 4.336 V/m; Power Drift = -0.05 dB

Peak SAR (extrapolated) = 1.07 W/kg

SAR(1 g) = 0.443 W/kg; SAR(10 g) = 0.172 W/kg

Maximum value of SAR (measured) = 0.750 W/kg



0 dB = 0.750 W/kg = -1.25 dBW/kg

Test Plot 91#: LTE Band 7_Head Left Cheek_High_1RB**DUT: TD-LTE Digital Mobile Phone; Type: IS740.2; Serial: 18041300121**

Communication System: Generic FDD-LTE; Frequency: 2560 MHz; Duty Cycle: 1:1
Medium parameters used: $f = 2560$ MHz; $\sigma = 1.956$ S/m; $\epsilon_r = 38.83$; $\rho = 1000$ kg/m³ ;
Phantom section: Left Section

DASY5 Configuration:

- Probe: EX3DV4 - SN7441; ConvF(7.01, 7.01, 7.01); Calibrated: 2017/11/2;
- Sensor-Surface: 1.4mm (Mechanical Surface Detection)
- Electronics: DAE4 Sn1459; Calibrated: 2017/9/15
- Phantom: SAM (30deg probe tilt) with CRP v5.0_20150321; Type: QD000P40CD; Serial: TP:1874
- Measurement SW: DASY52, Version 52.8 (8);

Area Scan (151x81x1): Interpolated grid: dx=1.200 mm, dy=1.200 mm

Maximum value of SAR (interpolated) = 0.779 W/kg

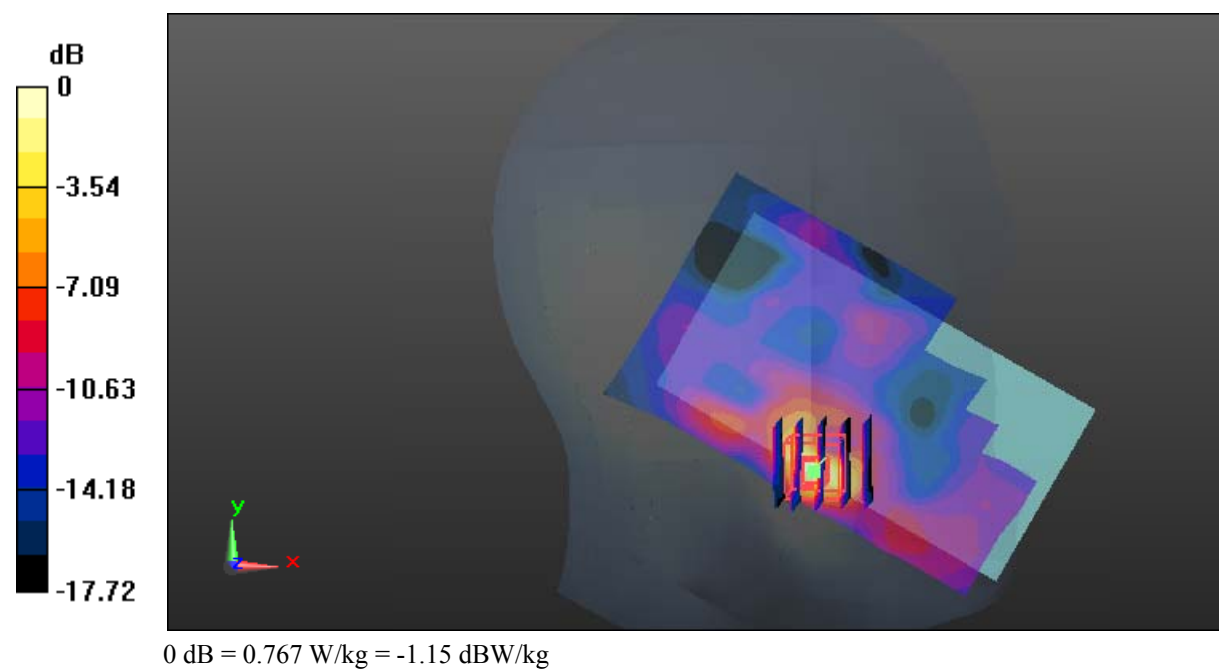
Zoom Scan (5x5x7)/Cube 0: Measurement grid: dx=8mm, dy=8mm, dz=5mm

Reference Value = 4.034 V/m; Power Drift = 0.10 dB

Peak SAR (extrapolated) = 0.966 W/kg

SAR(1 g) = 0.379 W/kg; SAR(10 g) = 0.147 W/kg

Maximum value of SAR (measured) = 0.767 W/kg



Test Plot 92#: LTE Band 7_Head Left Cheek_Middle_50%RB**DUT: TD-LTE Digital Mobile Phone; Type: IS740.2; Serial: 18041300121**

Communication System: Generic FDD-LTE; Frequency: 2535 MHz; Duty Cycle: 1:1
Medium parameters used: $f = 2535$ MHz; $\sigma = 1.92$ S/m; $\epsilon_r = 38.016$; $\rho = 1000$ kg/m³ ;
Phantom section: Left Section

DASY5 Configuration:

- Probe: EX3DV4 - SN7441; ConvF(7.34, 7.34, 7.34); Calibrated: 2017/11/2;
- Sensor-Surface: 1.4mm (Mechanical Surface Detection)
- Electronics: DAE4 Sn1459; Calibrated: 2017/9/15
- Phantom: SAM (30deg probe tilt) with CRP v5.0_20150321; Type: QD000P40CD; Serial: TP:1874
- Measurement SW: DASY52, Version 52.8 (8);

Area Scan (151x91x1): Interpolated grid: dx=1.200 mm, dy=1.200 mm

Maximum value of SAR (interpolated) = 0.665 W/kg


Zoom Scan (5x5x7)/Cube 0: Measurement grid: dx=8mm, dy=8mm, dz=5mm

Reference Value = 3.745 V/m; Power Drift = 0.05 dB

Peak SAR (extrapolated) = 0.888 W/kg

SAR(1 g) = 0.366 W/kg; SAR(10 g) = 0.142 W/kg

Maximum value of SAR (measured) = 0.673 W/kg



0 dB = 0.673 W/kg = -1.72 dBW/kg

Test Plot 93#: LTE Band 7_Head Left Tilt_Middle_1RB**DUT: TD-LTE Digital Mobile Phone; Type: IS740.2; Serial: 18041300121**

Communication System: Generic FDD-LTE; Frequency: 2535 MHz; Duty Cycle: 1:1
Medium parameters used: $f = 2535$ MHz; $\sigma = 1.92$ S/m; $\epsilon_r = 38.016$; $\rho = 1000$ kg/m³ ;
Phantom section: Left Section

DASY5 Configuration:

- Probe: EX3DV4 - SN7441; ConvF(7.34, 7.34, 7.34); Calibrated: 2017/11/2;
- Sensor-Surface: 1.4mm (Mechanical Surface Detection)
- Electronics: DAE4 Sn1459; Calibrated: 2017/9/15
- Phantom: SAM (30deg probe tilt) with CRP v5.0_20150321; Type: QD000P40CD; Serial: TP:1874
- Measurement SW: DASY52, Version 52.8 (8);

Area Scan (151x81x1): Interpolated grid: dx=1.200 mm, dy=1.200 mm

Maximum value of SAR (interpolated) = 0.109 W/kg


Zoom Scan (5x5x7)/Cube 0: Measurement grid: dx=8mm, dy=8mm, dz=5mm

Reference Value = 5.712 V/m; Power Drift = 0.03 dB

Peak SAR (extrapolated) = 0.142 W/kg

SAR(1 g) = 0.077 W/kg; SAR(10 g) = 0.046 W/kg

Maximum value of SAR (measured) = 0.116 W/kg



0 dB = 0.116 W/kg = -9.36 dBW/kg

Test Plot 94#: LTE Band 7_Head Left Tilt_Middle_50%RB**DUT: TD-LTE Digital Mobile Phone; Type: IS740.2; Serial: 18041300121**

Communication System: Generic FDD-LTE; Frequency: 2535 MHz; Duty Cycle: 1:1
Medium parameters used: $f = 2535$ MHz; $\sigma = 1.92$ S/m; $\epsilon_r = 38.016$; $\rho = 1000$ kg/m³ ;
Phantom section: Left Section

DASY5 Configuration:

- Probe: EX3DV4 - SN7441; ConvF(7.34, 7.34, 7.34); Calibrated: 2017/11/2;
- Sensor-Surface: 1.4mm (Mechanical Surface Detection)
- Electronics: DAE4 Sn1459; Calibrated: 2017/9/15
- Phantom: SAM (30deg probe tilt) with CRP v5.0_20150321; Type: QD000P40CD; Serial: TP:1874
- Measurement SW: DASY52, Version 52.8 (8);

Area Scan (151x81x1): Interpolated grid: dx=1.200 mm, dy=1.200 mm

Maximum value of SAR (interpolated) = 0.0813 W/kg


Zoom Scan (5x5x7)/Cube 0: Measurement grid: dx=8mm, dy=8mm, dz=5mm

Reference Value = 4.940 V/m; Power Drift = 0.13 dB

Peak SAR (extrapolated) = 0.106 W/kg

SAR(1 g) = 0.059 W/kg; SAR(10 g) = 0.037 W/kg

Maximum value of SAR (measured) = 0.0851 W/kg



0 dB = 0.0851 W/kg = -10.70 dBW/kg

Test Plot 95#: LTE Band 7_Head Right Cheek_Middle_1RB**DUT: TD-LTE Digital Mobile Phone; Type: IS740.2; Serial: 18041300121**

Communication System: Generic FDD-LTE; Frequency: 2535 MHz; Duty Cycle: 1:1
Medium parameters used: $f = 2535$ MHz; $\sigma = 1.92$ S/m; $\epsilon_r = 38.016$; $\rho = 1000$ kg/m³ ;
Phantom section: Right Section

DASY5 Configuration:

- Probe: EX3DV4 - SN7441; ConvF(7.34, 7.34, 7.34); Calibrated: 2017/11/2;
- Sensor-Surface: 1.4mm (Mechanical Surface Detection)
- Electronics: DAE4 Sn1459; Calibrated: 2017/9/15
- Phantom: SAM (30deg probe tilt) with CRP v5.0_20150321; Type: QD000P40CD; Serial: TP:1874
- Measurement SW: DASY52, Version 52.8 (8);

Area Scan (151x91x1): Interpolated grid: dx=1.200 mm, dy=1.200 mm

Maximum value of SAR (interpolated) = 0.477 W/kg

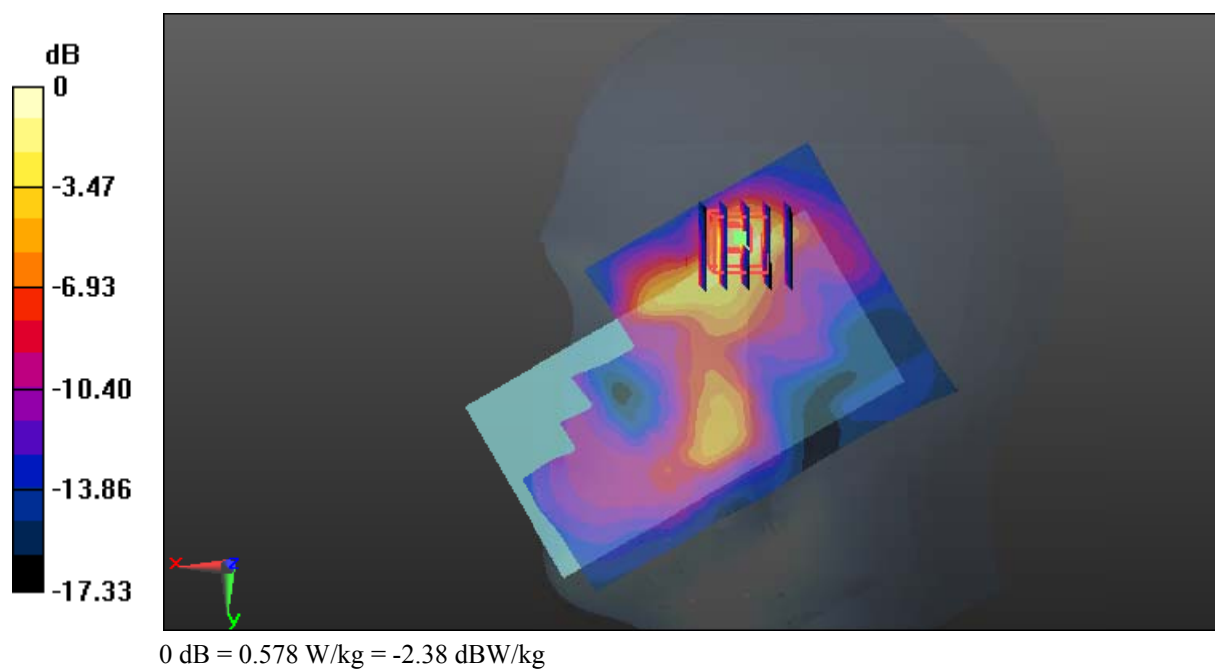
Zoom Scan (5x5x7)/Cube 0: Measurement grid: dx=8mm, dy=8mm, dz=5mm

Reference Value = 4.300 V/m; Power Drift = -0.11 dB

Peak SAR (extrapolated) = 0.712 W/kg

SAR(1 g) = 0.287 W/kg; SAR(10 g) = 0.115 W/kg

Maximum value of SAR (measured) = 0.578 W/kg



Test Plot 96#: LTE Band 7_Head Right Cheek_Middle_50%RB**DUT: TD-LTE Digital Mobile Phone; Type: IS740.2; Serial: 18041300121**

Communication System: Generic FDD-LTE; Frequency: 2535 MHz; Duty Cycle: 1:1
Medium parameters used: $f = 2535$ MHz; $\sigma = 1.92$ S/m; $\epsilon_r = 38.016$; $\rho = 1000$ kg/m³ ;
Phantom section: Right Section

DASY5 Configuration:

- Probe: EX3DV4 - SN7441; ConvF(7.34, 7.34, 7.34); Calibrated: 2017/11/2;
- Sensor-Surface: 1.4mm (Mechanical Surface Detection)
- Electronics: DAE4 Sn1459; Calibrated: 2017/9/15
- Phantom: SAM (30deg probe tilt) with CRP v5.0_20150321; Type: QD000P40CD; Serial: TP:1874
- Measurement SW: DASY52, Version 52.8 (8);

Area Scan (151x91x1): Interpolated grid: dx=1.200 mm, dy=1.200 mm

Maximum value of SAR (interpolated) = 0.383 W/kg

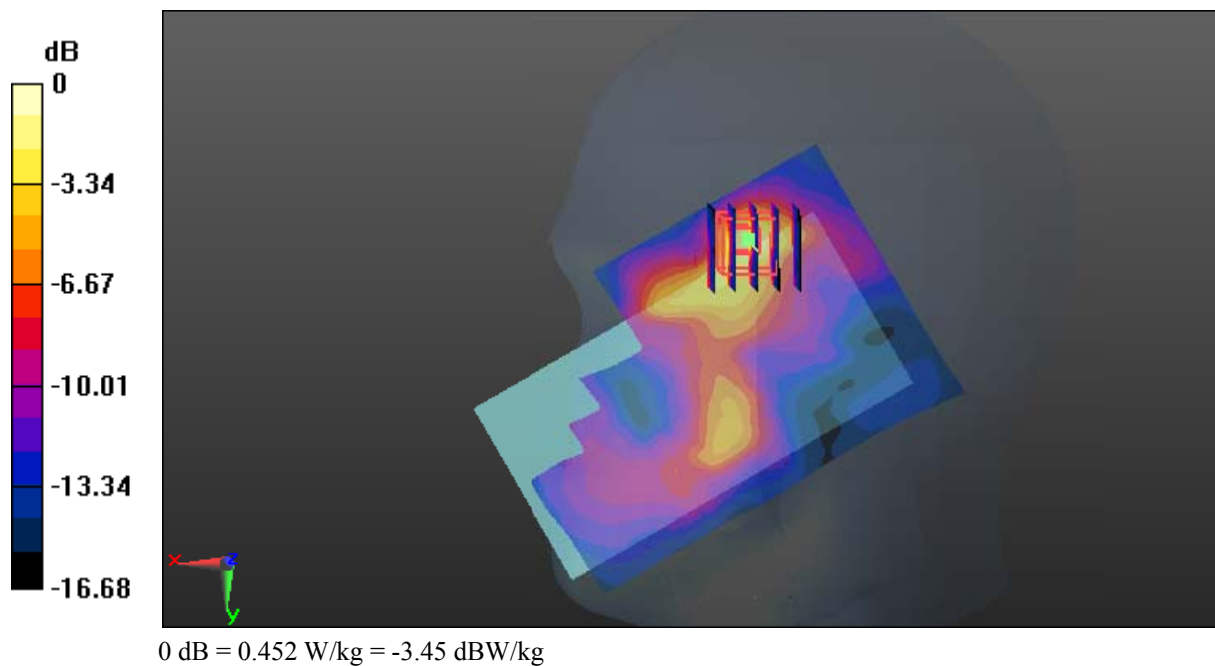
Zoom Scan (5x5x7)/Cube 0: Measurement grid: dx=8mm, dy=8mm, dz=5mm

Reference Value = 3.499 V/m; Power Drift = 0.15 dB

Peak SAR (extrapolated) = 0.558 W/kg

SAR(1 g) = 0.228 W/kg; SAR(10 g) = 0.092 W/kg

Maximum value of SAR (measured) = 0.452 W/kg



Test Plot 97#: LTE Band 7_Head Right Tilt_Middle_1RB**DUT: TD-LTE Digital Mobile Phone; Type: IS740.2; Serial: 18041300121**

Communication System: Generic FDD-LTE; Frequency: 2535 MHz; Duty Cycle: 1:1
Medium parameters used: $f = 2535$ MHz; $\sigma = 1.92$ S/m; $\epsilon_r = 38.016$; $\rho = 1000$ kg/m³ ;
Phantom section: Right Section

DASY5 Configuration:

- Probe: EX3DV4 - SN7441; ConvF(7.34, 7.34, 7.34); Calibrated: 2017/11/2;
- Sensor-Surface: 1.4mm (Mechanical Surface Detection)
- Electronics: DAE4 Sn1459; Calibrated: 2017/9/15
- Phantom: SAM (30deg probe tilt) with CRP v5.0_20150321; Type: QD000P40CD; Serial: TP:1874
- Measurement SW: DASY52, Version 52.8 (8);

Area Scan (151x81x1): Interpolated grid: dx=1.200 mm, dy=1.200 mm

Maximum value of SAR (interpolated) = 0.139 W/kg


Zoom Scan (6x5x7)/Cube 0: Measurement grid: dx=8mm, dy=8mm, dz=5mm

Reference Value = 5.050 V/m; Power Drift = 0.02 dB

Peak SAR (extrapolated) = 0.178 W/kg

SAR(1 g) = 0.092 W/kg; SAR(10 g) = 0.052 W/kg

Maximum value of SAR (measured) = 0.143 W/kg



Test Plot 98#: LTE Band 7_Head Right Tilt_Middle_50%RB**DUT: TD-LTE Digital Mobile Phone; Type: IS740.2; Serial: 18041300121**

Communication System: Generic FDD-LTE; Frequency: 2535 MHz; Duty Cycle: 1:1
Medium parameters used: $f = 2535$ MHz; $\sigma = 1.92$ S/m; $\epsilon_r = 38.016$; $\rho = 1000$ kg/m³ ;
Phantom section: Right Section

DASY5 Configuration:

- Probe: EX3DV4 - SN7441; ConvF(7.34, 7.34, 7.34); Calibrated: 2017/11/2;
- Sensor-Surface: 1.4mm (Mechanical Surface Detection)
- Electronics: DAE4 Sn1459; Calibrated: 2017/9/15
- Phantom: SAM (30deg probe tilt) with CRP v5.0_20150321; Type: QD000P40CD; Serial: TP:1874
- Measurement SW: DASY52, Version 52.8 (8);

Area Scan (151x81x1): Interpolated grid: dx=1.200 mm, dy=1.200 mm

Maximum value of SAR (interpolated) = 0.115 W/kg

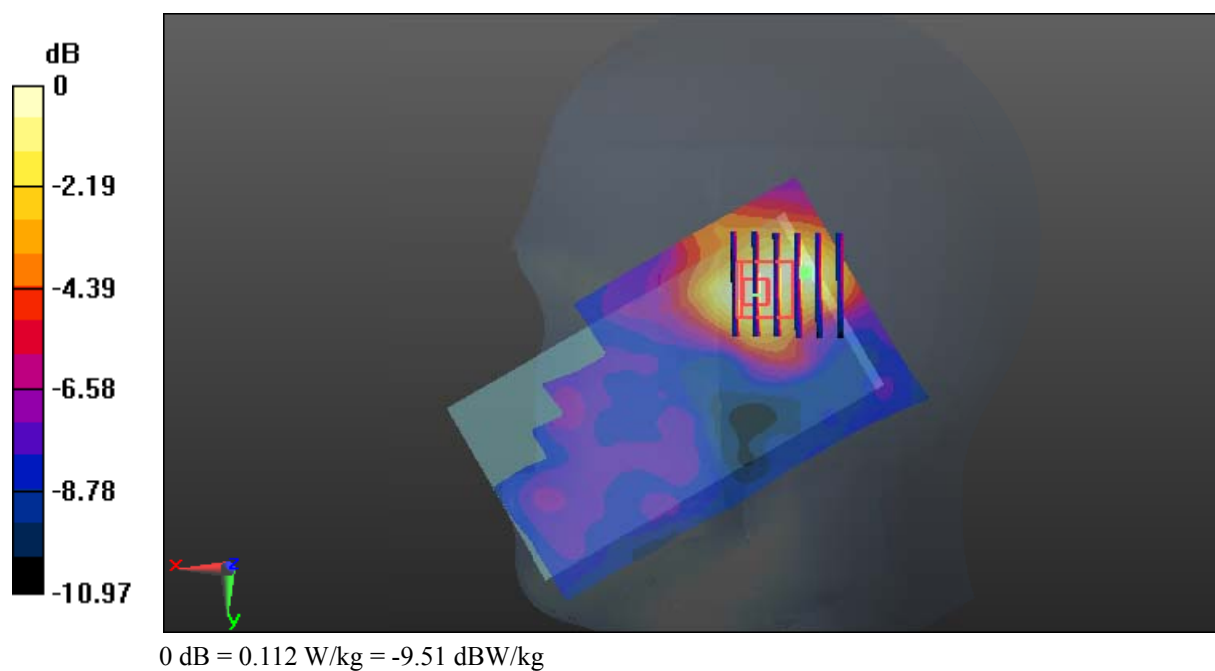
Zoom Scan (6x6x7)/Cube 0: Measurement grid: dx=8mm, dy=8mm, dz=5mm

Reference Value = 4.404 V/m; Power Drift = 0.18 dB

Peak SAR (extrapolated) = 0.144 W/kg

SAR(1 g) = 0.077 W/kg; SAR(10 g) = 0.044 W/kg

Maximum value of SAR (measured) = 0.112 W/kg



Test Plot 99#: LTE Band 7_Body Back_Low_1RB**DUT: TD-LTE Digital Mobile Phone; Type: IS740.2; Serial: 18041300121**

Communication System: Generic FDD-LTE; Frequency: 2510 MHz; Duty Cycle: 1:1
Medium parameters used: $f = 2510$ MHz; $\sigma = 1.977$ S/m; $\epsilon_r = 52.674$; $\rho = 1000$ kg/m³ ;
Phantom section: Flat Section

DASY5 Configuration:

- Probe: EX3DV4 - SN7441; ConvF(7.4, 7.4, 7.4); Calibrated: 2017/11/2;
- Sensor-Surface: 1.4mm (Mechanical Surface Detection)
- Electronics: DAE4 Sn1459; Calibrated: 2017/9/15
- Phantom: SAM (30deg probe tilt) with CRP v5.0_20150321; Type: QD000P40CD; Serial: TP:1874
- Measurement SW: DASY52, Version 52.8 (8);

Area Scan (91x151x1): Interpolated grid: dx=1.200 mm, dy=1.200 mm

Maximum value of SAR (interpolated) = 1.73 W/kg

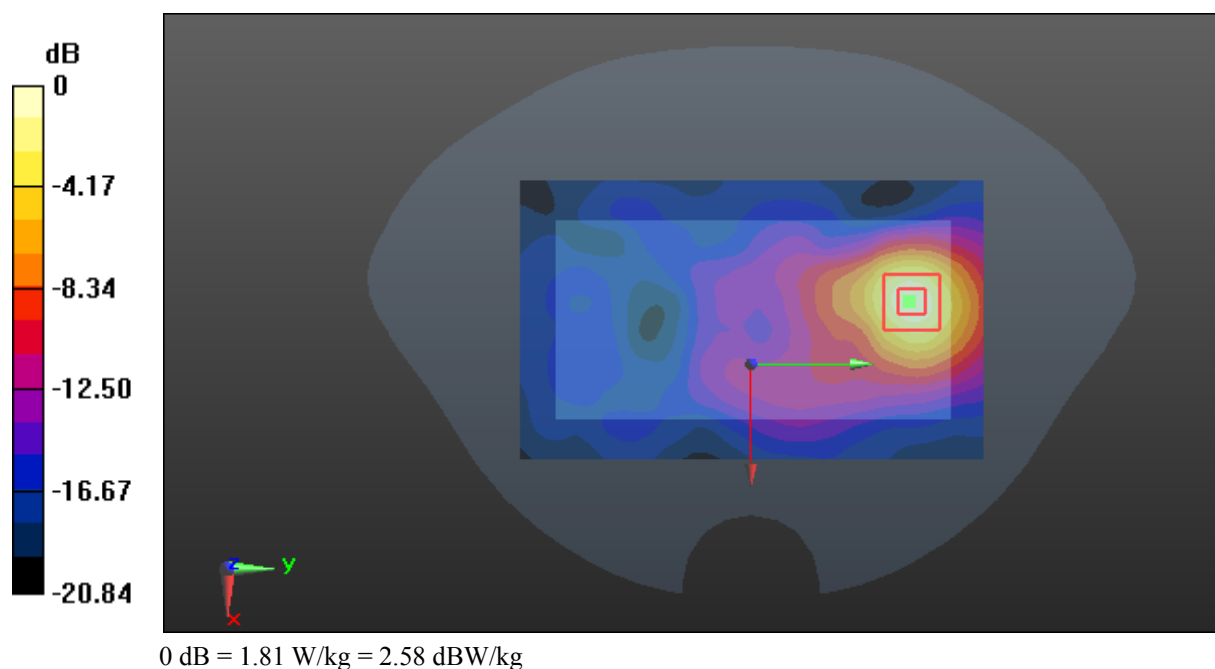
Zoom Scan (5x5x7)/Cube 0: Measurement grid: dx=8mm, dy=8mm, dz=5mm

Reference Value = 5.023 V/m; Power Drift = -0.13 dB

Peak SAR (extrapolated) = 2.37 W/kg

SAR(1 g) = 1.02 W/kg; SAR(10 g) = 0.458 W/kg

Maximum value of SAR (measured) = 1.81 W/kg



Test Plot 100#: LTE Band 7_Body Back_Middle_1RB**DUT: TD-LTE Digital Mobile Phone; Type: IS740.2; Serial: 18041300121**

Communication System: Generic FDD-LTE; Frequency: 2535 MHz; Duty Cycle: 1:1
Medium parameters used: $f = 2535$ MHz; $\sigma = 2.111$ S/m; $\epsilon_r = 51.323$; $\rho = 1000$ kg/m³ ;
Phantom section: Flat Section

DASY5 Configuration:

- Probe: EX3DV4 - SN7441; ConvF(7.4, 7.4, 7.4); Calibrated: 2017/11/2;
- Sensor-Surface: 1.4mm (Mechanical Surface Detection)
- Electronics: DAE4 Sn1459; Calibrated: 2017/9/15
- Phantom: SAM (30deg probe tilt) with CRP v5.0_20150321; Type: QD000P40CD; Serial: TP:1874
- Measurement SW: DASY52, Version 52.8 (8);

Area Scan (91x151x1): Interpolated grid: dx=1.200 mm, dy=1.200 mm

Maximum value of SAR (interpolated) = 1.92 W/kg

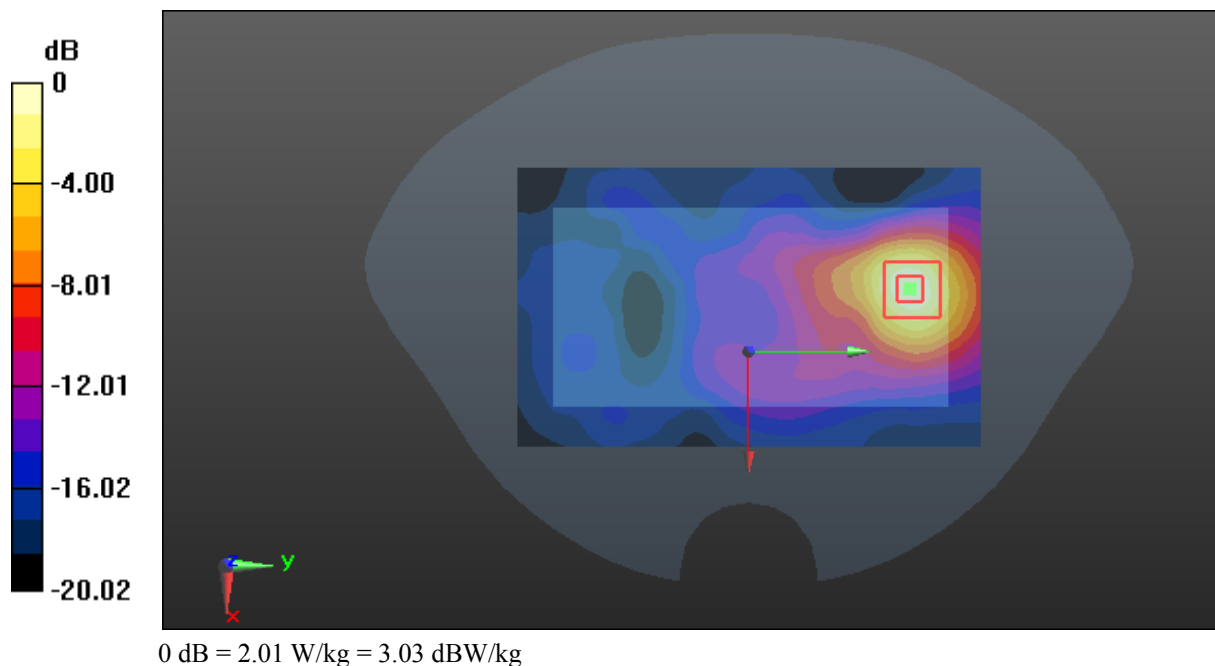
Zoom Scan (5x5x7)/Cube 0: Measurement grid: dx=8mm, dy=8mm, dz=5mm

Reference Value = 5.221 V/m; Power Drift = -0.05 dB

Peak SAR (extrapolated) = 2.64 W/kg

SAR(1 g) = 1.13 W/kg; SAR(10 g) = 0.509 W/kg

Maximum value of SAR (measured) = 2.01 W/kg



Test Plot 101#: LTE Band 7_Body Back_High_1RB

DUT: TD-LTE Digital Mobile Phone; Type: IS740.2; Serial: 18041300121

Communication System: Generic FDD-LTE; Frequency: 2560 MHz; Duty Cycle: 1:1
 Medium parameters used: $f = 2560$ MHz; $\sigma = 2.148$ S/m; $\epsilon_r = 52.567$; $\rho = 1000$ kg/m³ ;
 Phantom section: Flat Section

DASY5 Configuration:

- Probe: EX3DV4 - SN7441; ConvF(7.1, 7.1, 7.1); Calibrated: 2017/11/2;
- Sensor-Surface: 1.4mm (Mechanical Surface Detection)
- Electronics: DAE4 Sn1459; Calibrated: 2017/9/15
- Phantom: SAM (30deg probe tilt) with CRP v5.0_20150321; Type: QD000P40CD; Serial: TP:1874
- Measurement SW: DASY52, Version 52.8 (8);

Area Scan (91x151x1): Interpolated grid: dx=1.200 mm, dy=1.200 mm

Maximum value of SAR (interpolated) = 1.81 W/kg

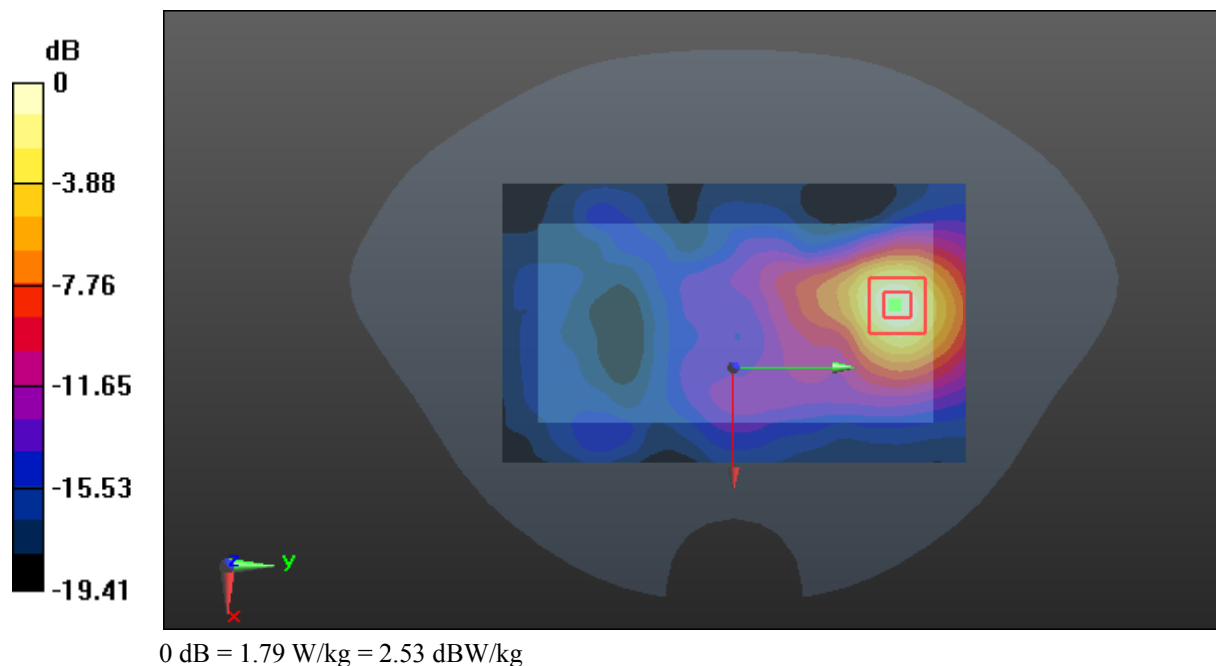
Zoom Scan (5x5x7)/Cube 0: Measurement grid: dx=8mm, dy=8mm, dz=5mm

Reference Value = 4.933 V/m; Power Drift = -0.13 dB

Peak SAR (extrapolated) = 2.36 W/kg

SAR(1 g) = 1.02 W/kg; SAR(10 g) = 0.462 W/kg

Maximum value of SAR (measured) = 1.79 W/kg



Test Plot 102#: LTE Band 7_Body Back_Low_50%RB**DUT: TD-LTE Digital Mobile Phone; Type: IS740.2; Serial: 18041300121**

Communication System: Generic FDD-LTE; Frequency: 2510 MHz; Duty Cycle: 1:1
Medium parameters used: $f = 2510$ MHz; $\sigma = 1.977$ S/m; $\epsilon_r = 52.674$; $\rho = 1000$ kg/m³ ;
Phantom section: Flat Section

DASY5 Configuration:

- Probe: EX3DV4 - SN7441; ConvF(7.4, 7.4, 7.4); Calibrated: 2017/11/2;
- Sensor-Surface: 1.4mm (Mechanical Surface Detection)
- Electronics: DAE4 Sn1459; Calibrated: 2017/9/15
- Phantom: SAM (30deg probe tilt) with CRP v5.0_20150321; Type: QD000P40CD; Serial: TP:1874
- Measurement SW: DASY52, Version 52.8 (8);

Area Scan (91x151x1): Interpolated grid: dx=1.200 mm, dy=1.200 mm

Maximum value of SAR (interpolated) = 1.60 W/kg

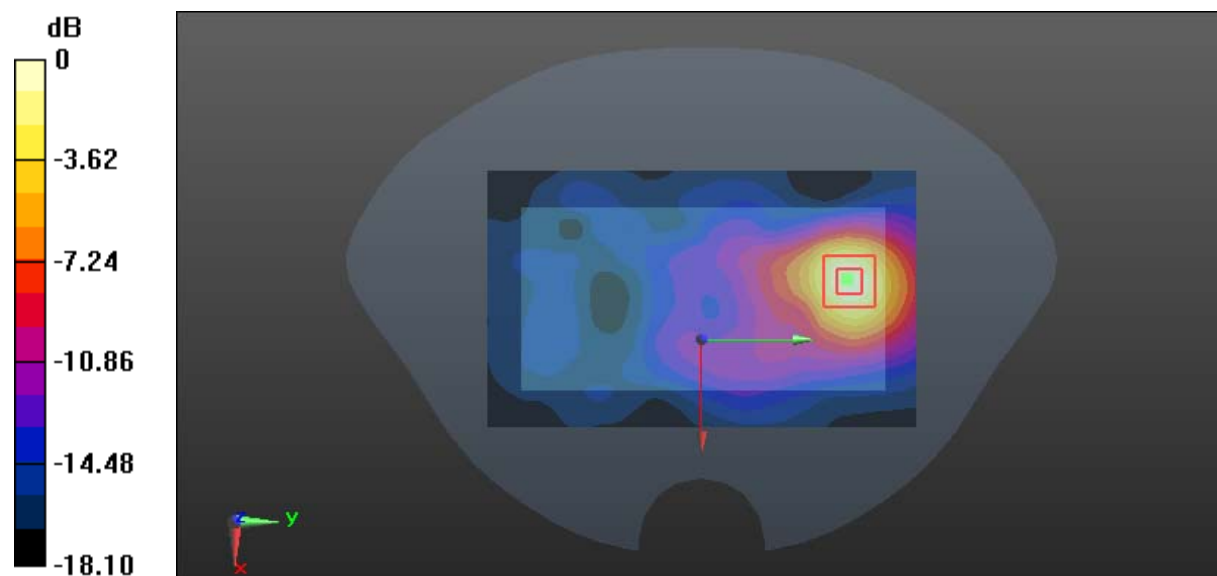
Zoom Scan (5x5x7)/Cube 0: Measurement grid: dx=8mm, dy=8mm, dz=5mm

Reference Value = 5.337 V/m; Power Drift = -0.03 dB

Peak SAR (extrapolated) = 2.10 W/kg

SAR(1 g) = 0.923 W/kg; SAR(10 g) = 0.422 W/kg

Maximum value of SAR (measured) = 1.60 W/kg



0 dB = 1.60 W/kg = 2.04 dBW/kg

Test Plot 103#: LTE Band 7_Body Back_Middle_50%RB**DUT: TD-LTE Digital Mobile Phone; Type: IS740.2; Serial: 18041300121**

Communication System: Generic FDD-LTE; Frequency: 2535 MHz; Duty Cycle: 1:1
Medium parameters used: $f = 2535$ MHz; $\sigma = 2.111$ S/m; $\epsilon_r = 51.323$; $\rho = 1000$ kg/m³ ;
Phantom section: Flat Section

DASY5 Configuration:

- Probe: EX3DV4 - SN7441; ConvF(7.4, 7.4, 7.4); Calibrated: 2017/11/2;
- Sensor-Surface: 1.4mm (Mechanical Surface Detection)
- Electronics: DAE4 Sn1459; Calibrated: 2017/9/15
- Phantom: SAM (30deg probe tilt) with CRP v5.0_20150321; Type: QD000P40CD; Serial: TP:1874
- Measurement SW: DASY52, Version 52.8 (8);

Area Scan (91x151x1): Interpolated grid: dx=1.200 mm, dy=1.200 mm

Maximum value of SAR (interpolated) = 1.55 W/kg

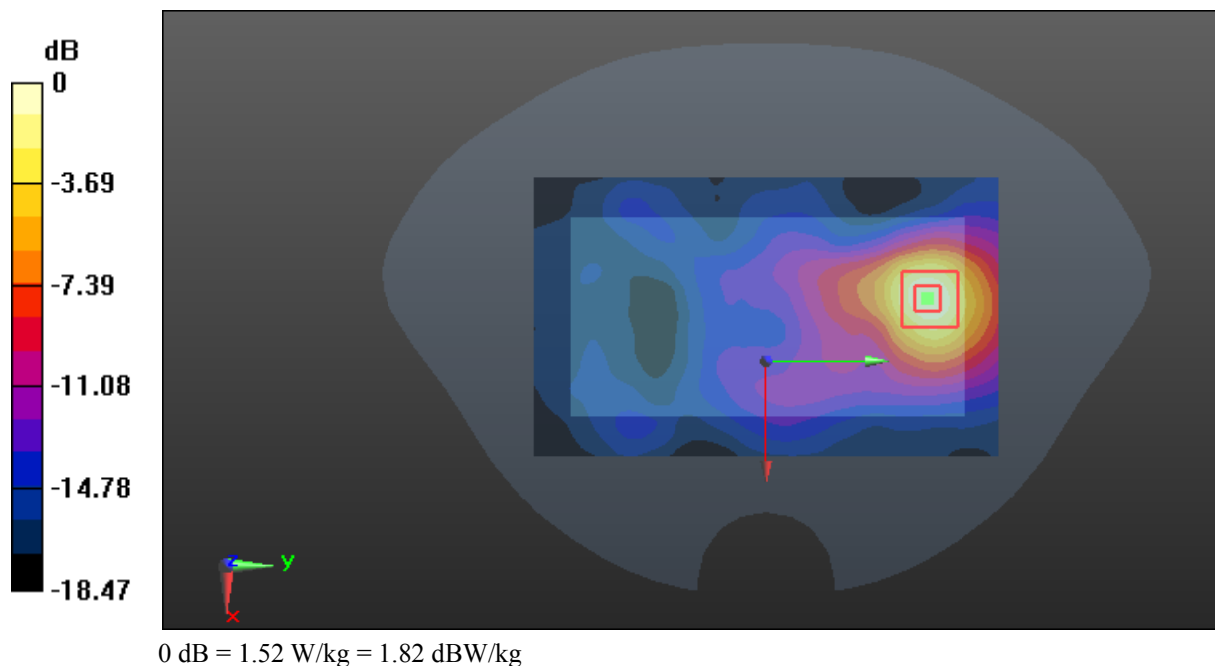
Zoom Scan (5x5x7)/Cube 0: Measurement grid: dx=8mm, dy=8mm, dz=5mm

Reference Value = 4.671 V/m; Power Drift = 0.07 dB

Peak SAR (extrapolated) = 2.01 W/kg

SAR(1 g) = 0.855 W/kg; SAR(10 g) = 0.388 W/kg

Maximum value of SAR (measured) = 1.52 W/kg



Test Plot 104#: LTE Band 7_Body Back_High_50%RB**DUT: TD-LTE Digital Mobile Phone; Type: IS740.2; Serial: 18041300121**

Communication System: Generic FDD-LTE; Frequency: 2560 MHz; Duty Cycle: 1:1
Medium parameters used: $f = 2560$ MHz; $\sigma = 2.148$ S/m; $\epsilon_r = 52.567$; $\rho = 1000$ kg/m³ ;
Phantom section: Flat Section

DASY5 Configuration:

- Probe: EX3DV4 - SN7441; ConvF(7.1, 7.1, 7.1); Calibrated: 2017/11/2;
- Sensor-Surface: 1.4mm (Mechanical Surface Detection)
- Electronics: DAE4 Sn1459; Calibrated: 2017/9/15
- Phantom: SAM (30deg probe tilt) with CRP v5.0_20150321; Type: QD000P40CD; Serial: TP:1874
- Measurement SW: DASY52, Version 52.8 (8);

Area Scan (91x151x1): Interpolated grid: dx=1.200 mm, dy=1.200 mm

Maximum value of SAR (interpolated) = 1.50 W/kg

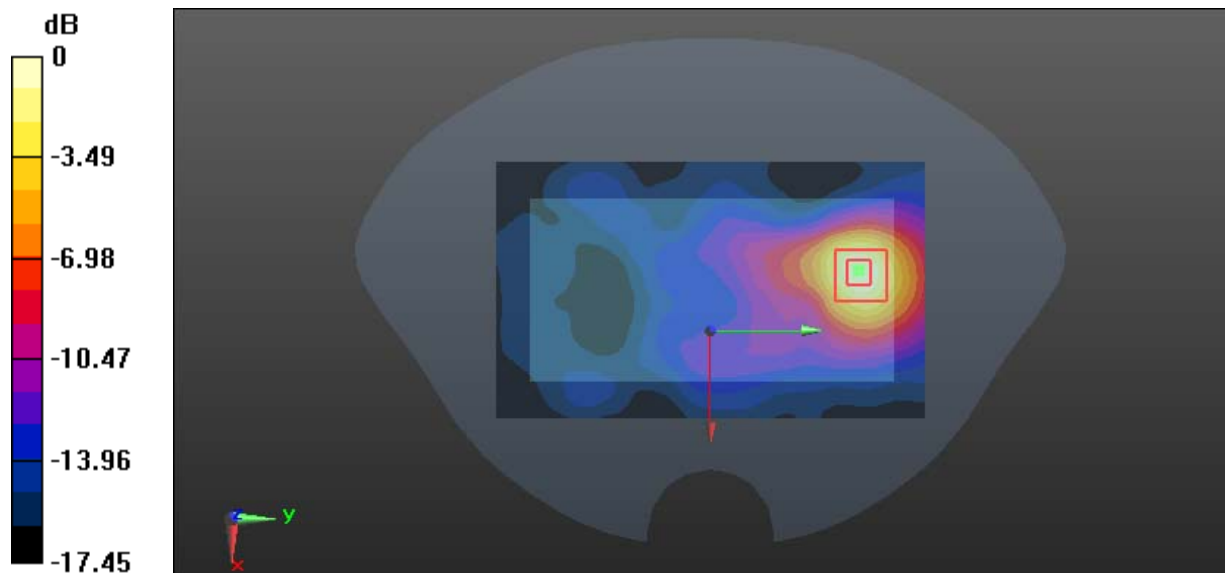
Zoom Scan (5x5x7)/Cube 0: Measurement grid: dx=8mm, dy=8mm, dz=5mm

Reference Value = 4.894 V/m; Power Drift = -0.14 dB

Peak SAR (extrapolated) = 2.00 W/kg

SAR(1 g) = 0.871 W/kg; SAR(10 g) = 0.398 W/kg

Maximum value of SAR (measured) = 1.52 W/kg



0 dB = 1.52 W/kg = 1.82 dBW/kg

Test Plot 105#: LTE Band 7_Body Back_Middle_100%RB**DUT: TD-LTE Digital Mobile Phone; Type: IS740.2; Serial: 18041300121**

Communication System: Generic FDD-LTE; Frequency: 2535 MHz; Duty Cycle: 1:1
Medium parameters used: $f = 2535$ MHz; $\sigma = 2.111$ S/m; $\epsilon_r = 51.323$; $\rho = 1000$ kg/m³ ;
Phantom section: Flat Section

DASY5 Configuration:

- Probe: EX3DV4 - SN7441; ConvF(7.4, 7.4, 7.4); Calibrated: 2017/11/2;
- Sensor-Surface: 1.4mm (Mechanical Surface Detection)
- Electronics: DAE4 Sn1459; Calibrated: 2017/9/15
- Phantom: SAM (30deg probe tilt) with CRP v5.0_20150321; Type: QD000P40CD; Serial: TP:1874
- Measurement SW: DASY52, Version 52.8 (8);

Area Scan (91x151x1): Interpolated grid: dx=1.200 mm, dy=1.200 mm

Maximum value of SAR (interpolated) = 1.44 W/kg

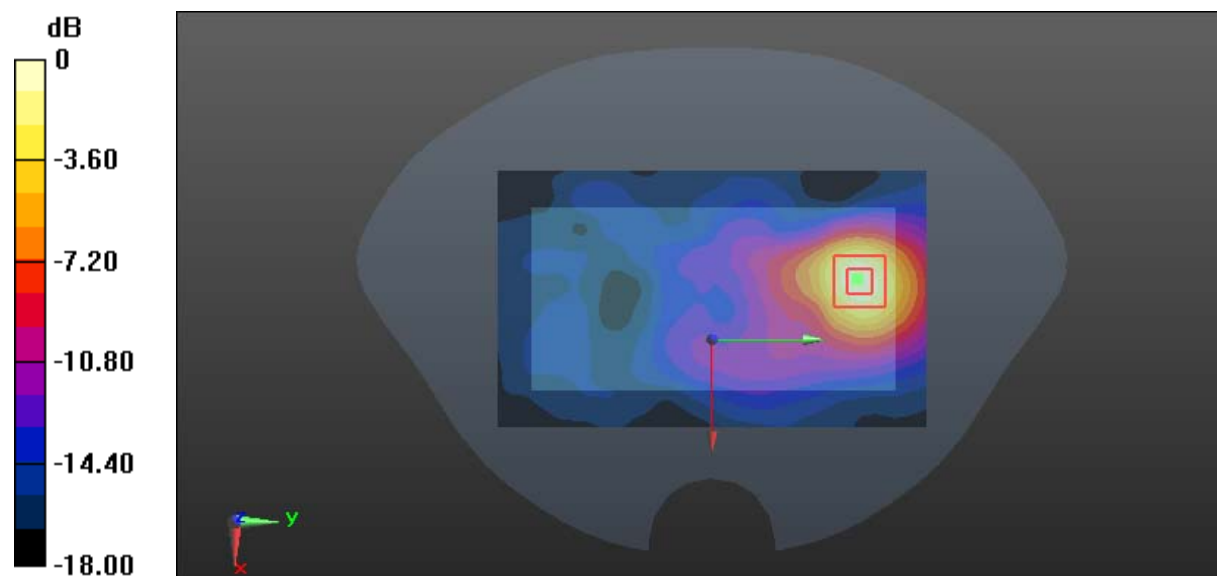
Zoom Scan (5x5x7)/Cube 0: Measurement grid: dx=8mm, dy=8mm, dz=5mm

Reference Value = 5.060 V/m; Power Drift = -0.14 dB

Peak SAR (extrapolated) = 1.91 W/kg

SAR(1 g) = 0.829 W/kg; SAR(10 g) = 0.379 W/kg

Maximum value of SAR (measured) = 1.44 W/kg



0 dB = 1.44 W/kg = 1.58 dBW/kg

Test Plot 106#: LTE Band 7_Body Left_Middle_1RB**DUT: TD-LTE Digital Mobile Phone; Type: IS740.2; Serial: 18041300121**

Communication System: Generic FDD-LTE; Frequency: 2535 MHz; Duty Cycle: 1:1
Medium parameters used: $f = 2535$ MHz; $\sigma = 2.111$ S/m; $\epsilon_r = 51.323$; $\rho = 1000$ kg/m³ ;
Phantom section: Flat Section

DASY5 Configuration:

- Probe: EX3DV4 - SN7441; ConvF(7.4, 7.4, 7.4); Calibrated: 2017/11/2;
- Sensor-Surface: 1.4mm (Mechanical Surface Detection)
- Electronics: DAE4 Sn1459; Calibrated: 2017/9/15
- Phantom: SAM (30deg probe tilt) with CRP v5.0_20150321; Type: QD000P40CD; Serial: TP:1874
- Measurement SW: DASY52, Version 52.8 (8);

Area Scan (61x151x1): Interpolated grid: dx=1.200 mm, dy=1.200 mm

Maximum value of SAR (interpolated) = 0.150 W/kg

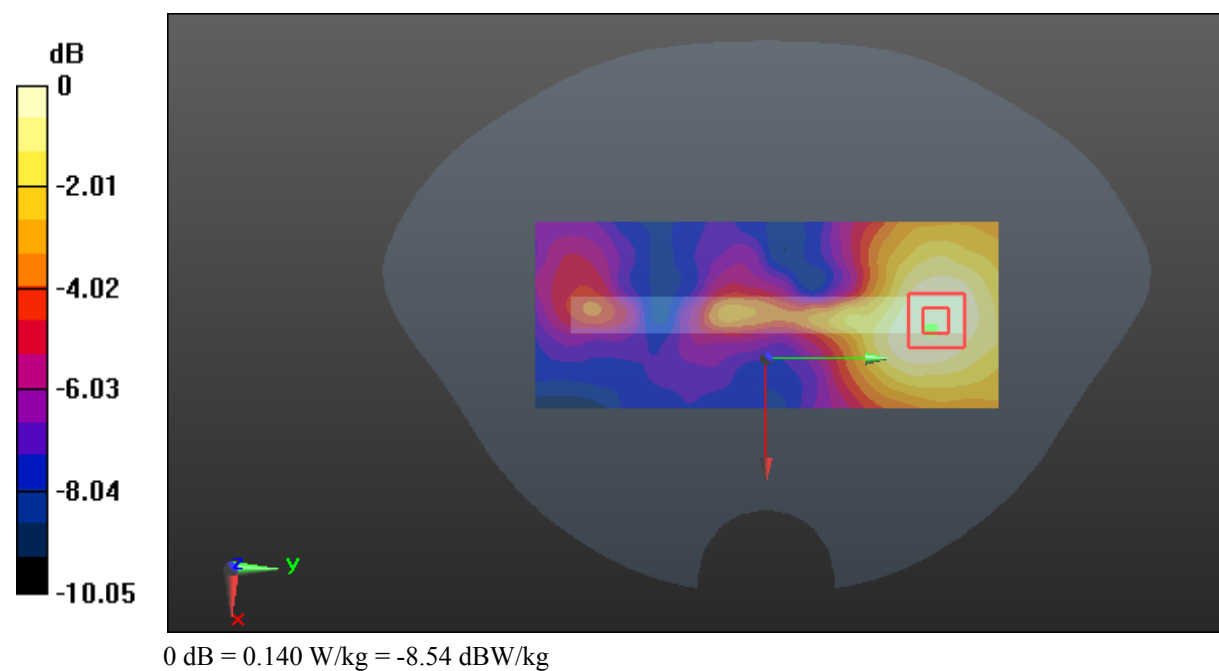
Zoom Scan (5x5x7)/Cube 0: Measurement grid: dx=8mm, dy=8mm, dz=5mm

Reference Value = 4.712 V/m; Power Drift = -0.19 dB

Peak SAR (extrapolated) = 0.179 W/kg

SAR(1 g) = 0.095 W/kg; SAR(10 g) = 0.058 W/kg

Maximum value of SAR (measured) = 0.140 W/kg



Test Plot 107#: LTE Band 7_Body Left_Middle_50%RB**DUT: TD-LTE Digital Mobile Phone; Type: IS740.2; Serial: 18041300121**

Communication System: Generic FDD-LTE; Frequency: 2535 MHz; Duty Cycle: 1:1
Medium parameters used: $f = 2535$ MHz; $\sigma = 2.111$ S/m; $\epsilon_r = 51.323$; $\rho = 1000$ kg/m³ ;
Phantom section: Flat Section

DASY5 Configuration:

- Probe: EX3DV4 - SN7441; ConvF(7.4, 7.4, 7.4); Calibrated: 2017/11/2;
- Sensor-Surface: 1.4mm (Mechanical Surface Detection)
- Electronics: DAE4 Sn1459; Calibrated: 2017/9/15
- Phantom: SAM (30deg probe tilt) with CRP v5.0_20150321; Type: QD000P40CD; Serial: TP:1874
- Measurement SW: DASY52, Version 52.8 (8);

Area Scan (61x151x1): Interpolated grid: dx=1.200 mm, dy=1.200 mm

Maximum value of SAR (interpolated) = 0.115 W/kg

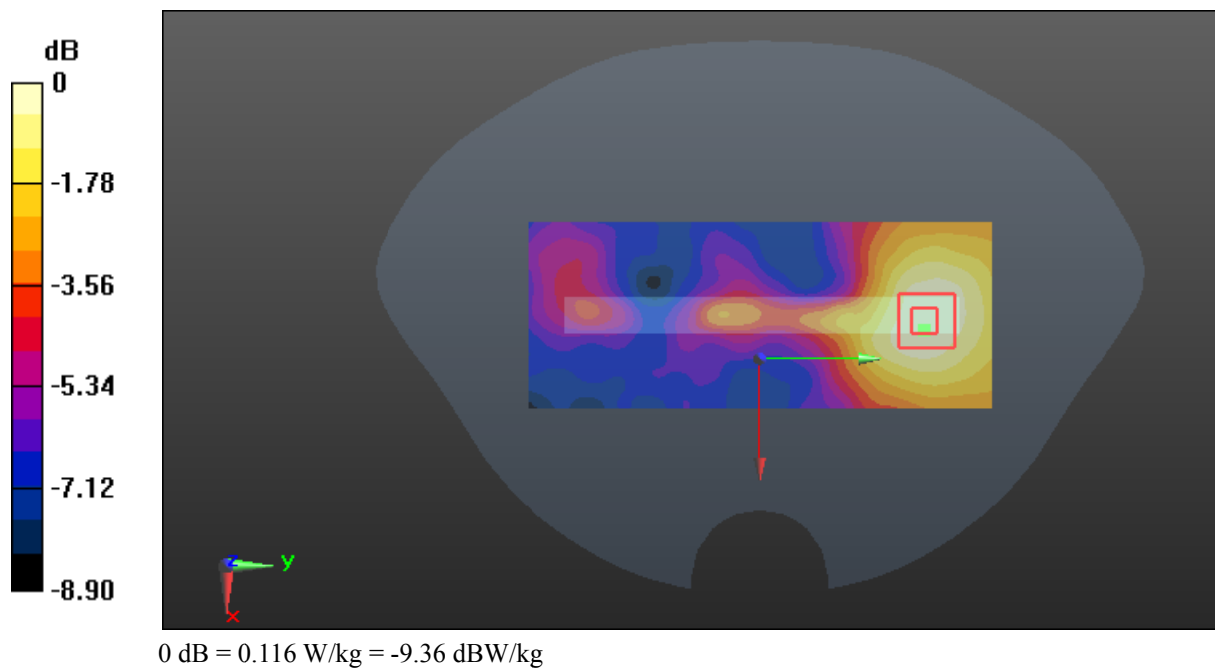
Zoom Scan (5x5x7)/Cube 0: Measurement grid: dx=8mm, dy=8mm, dz=5mm

Reference Value = 4.409 V/m; Power Drift = -0.11 dB

Peak SAR (extrapolated) = 0.145 W/kg

SAR(1 g) = 0.079 W/kg; SAR(10 g) = 0.050 W/kg

Maximum value of SAR (measured) = 0.116 W/kg



Test Plot 108#: LTE Band 7_Body Bottom_Low_1RB**DUT: TD-LTE Digital Mobile Phone; Type: IS740.2; Serial: 18041300121**

Communication System: Generic FDD-LTE; Frequency: 2510 MHz; Duty Cycle: 1:1
Medium parameters used: $f = 2510$ MHz; $\sigma = 1.977$ S/m; $\epsilon_r = 52.674$; $\rho = 1000$ kg/m³ ;
Phantom section: Flat Section

DASY5 Configuration:

- Probe: EX3DV4 - SN7441; ConvF(7.4, 7.4, 7.4); Calibrated: 2017/11/2;
- Sensor-Surface: 1.4mm (Mechanical Surface Detection)
- Electronics: DAE4 Sn1459; Calibrated: 2017/9/15
- Phantom: SAM (30deg probe tilt) with CRP v5.0_20150321; Type: QD000P40CD; Serial: TP:1874
- Measurement SW: DASY52, Version 52.8 (8);

Area Scan (61x101x1): Interpolated grid: dx=1.200 mm, dy=1.200 mm

Maximum value of SAR (interpolated) = 1.72 W/kg

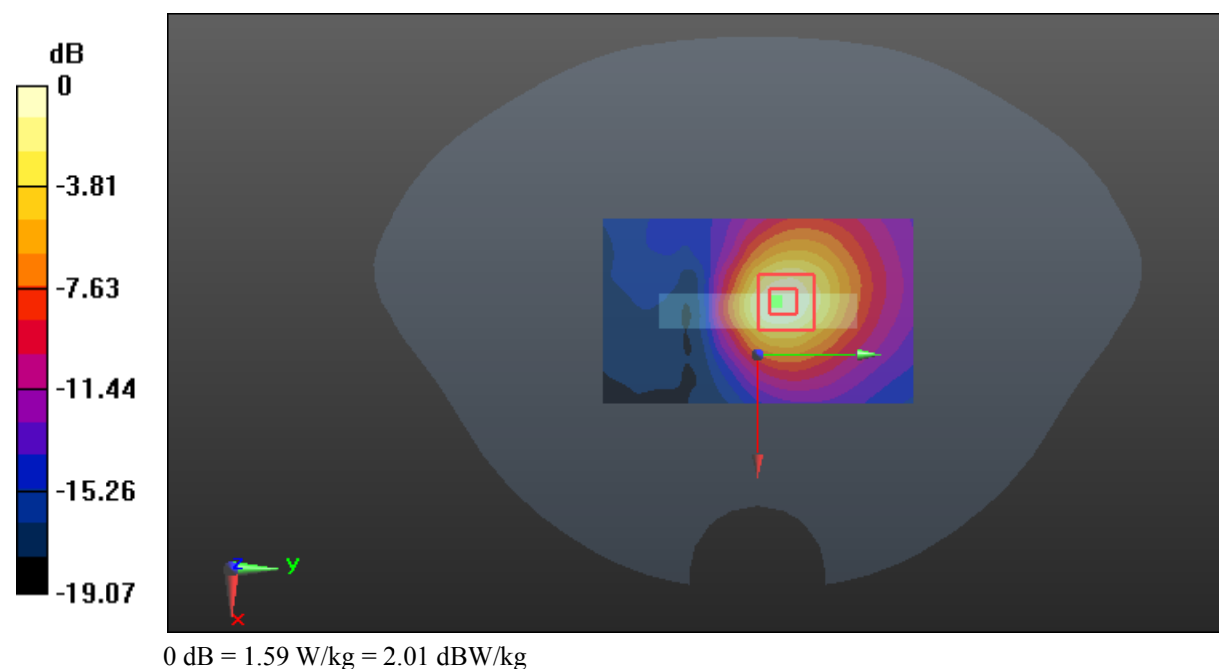
Zoom Scan (5x5x7)/Cube 0: Measurement grid: dx=8mm, dy=8mm, dz=5mm

Reference Value = 18.87 V/m; Power Drift = -0.08 dB

Peak SAR (extrapolated) = 2.16 W/kg

SAR(1 g) = 0.947 W/kg; SAR(10 g) = 0.441 W/kg

Maximum value of SAR (measured) = 1.59 W/kg



Test Plot 109#: LTE Band 7_Body Bottom_Middle_1RB

DUT: TD-LTE Digital Mobile Phone; Type: IS740.2; Serial: 18041300121

Communication System: Generic FDD-LTE; Frequency: 2535 MHz; Duty Cycle: 1:1
 Medium parameters used: $f = 2535 \text{ MHz}$; $\sigma = 2.111 \text{ S/m}$; $\epsilon_r = 51.323$; $\rho = 1000 \text{ kg/m}^3$;
 Phantom section: Flat Section

DASY5 Configuration:

- Probe: EX3DV4 - SN7441; ConvF(7.4, 7.4, 7.4); Calibrated: 2017/11/2;
- Sensor-Surface: 1.4mm (Mechanical Surface Detection)
- Electronics: DAE4 Sn1459; Calibrated: 2017/9/15
- Phantom: SAM (30deg probe tilt) with CRP v5.0_20150321; Type: QD000P40CD; Serial: TP:1874
- Measurement SW: DASY52, Version 52.8 (8);

Area Scan (61x101x1): Interpolated grid: $dx=1.200 \text{ mm}$, $dy=1.200 \text{ mm}$

Maximum value of SAR (interpolated) = 1.64 W/kg

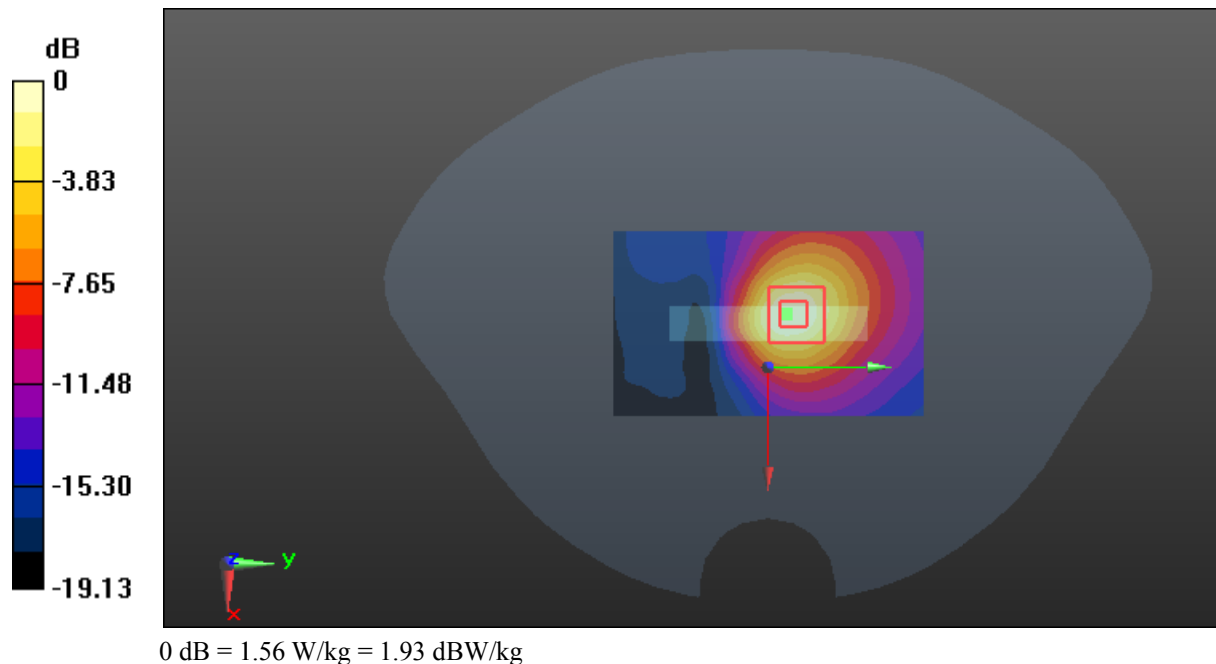
Zoom Scan (5x5x7)/Cube 0: Measurement grid: $dx=8\text{mm}$, $dy=8\text{mm}$, $dz=5\text{mm}$

Reference Value = 18.60 V/m; Power Drift = -0.06 dB

Peak SAR (extrapolated) = 2.11 W/kg

SAR(1 g) = 0.908 W/kg; SAR(10 g) = 0.420 W/kg

Maximum value of SAR (measured) = 1.56 W/kg



Test Plot 110#: LTE Band 7_Body Bottom_High_1RB**DUT: TD-LTE Digital Mobile Phone; Type: IS740.2; Serial: 18041300121**

Communication System: Generic FDD-LTE; Frequency: 2560 MHz; Duty Cycle: 1:1
Medium parameters used: $f = 2560$ MHz; $\sigma = 2.148$ S/m; $\epsilon_r = 52.567$; $\rho = 1000$ kg/m³ ;
Phantom section: Flat Section

DASY5 Configuration:

- Probe: EX3DV4 - SN7441; ConvF(7.1, 7.1, 7.1); Calibrated: 2017/11/2;
- Sensor-Surface: 1.4mm (Mechanical Surface Detection)
- Electronics: DAE4 Sn1459; Calibrated: 2017/9/15
- Phantom: SAM (30deg probe tilt) with CRP v5.0_20150321; Type: QD000P40CD; Serial: TP:1874
- Measurement SW: DASY52, Version 52.8 (8);

Area Scan (61x101x1): Interpolated grid: dx=1.200 mm, dy=1.200 mm

Maximum value of SAR (interpolated) = 1.66 W/kg

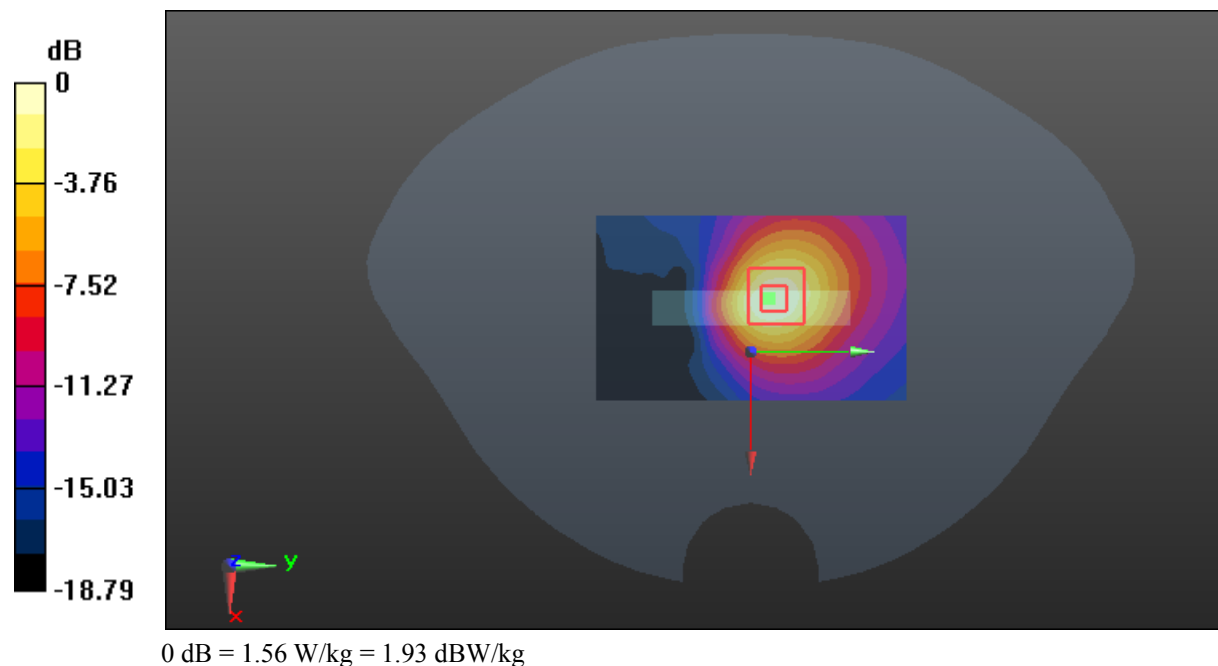
Zoom Scan (5x5x7)/Cube 0: Measurement grid: dx=8mm, dy=8mm, dz=5mm

Reference Value = 18.20 V/m; Power Drift = -0.15 dB

Peak SAR (extrapolated) = 2.11 W/kg

SAR(1 g) = 0.917 W/kg; SAR(10 g) = 0.427 W/kg

Maximum value of SAR (measured) = 1.56 W/kg



Test Plot 111#: LTE Band 7_Body Bottom_Middle_50%RB**DUT: TD-LTE Digital Mobile Phone; Type: IS740.2; Serial: 18041300121**

Communication System: Generic FDD-LTE; Frequency: 2535 MHz; Duty Cycle: 1:1
Medium parameters used: $f = 2535$ MHz; $\sigma = 2.111$ S/m; $\epsilon_r = 51.323$; $\rho = 1000$ kg/m³ ;
Phantom section: Flat Section

DASY5 Configuration:

- Probe: EX3DV4 - SN7441; ConvF(7.4, 7.4, 7.4); Calibrated: 2017/11/2;
- Sensor-Surface: 1.4mm (Mechanical Surface Detection)
- Electronics: DAE4 Sn1459; Calibrated: 2017/9/15
- Phantom: SAM (30deg probe tilt) with CRP v5.0_20150321; Type: QD000P40CD; Serial: TP:1874
- Measurement SW: DASY52, Version 52.8 (8);

Area Scan (61x101x1): Interpolated grid: dx=1.200 mm, dy=1.200 mm

Maximum value of SAR (interpolated) = 1.26 W/kg


Zoom Scan (5x5x7)/Cube 0: Measurement grid: dx=8mm, dy=8mm, dz=5mm

Reference Value = 16.33 V/m; Power Drift = -0.07 dB

Peak SAR (extrapolated) = 1.63 W/kg

SAR(1 g) = 0.705 W/kg; SAR(10 g) = 0.328 W/kg

Maximum value of SAR (measured) = 1.21 W/kg



Test Plot 112#: LTE Band 38_Head Left Cheek_Low_1RB**DUT: TD-LTE Digital Mobile Phone; Type: IS740.2; Serial: 18041300121**

Communication System: Generic TDD-LTE; Frequency: 2580 MHz; Duty Cycle: 1:1.58
Medium parameters used: $f = 2580$ MHz; $\sigma = 1.975$ S/m; $\epsilon_r = 40.002$; $\rho = 1000$ kg/m³ ;
Phantom section: Left Section

DASY5 Configuration:

- Probe: EX3DV4 - SN7441; ConvF(7.01, 7.01, 7.01); Calibrated: 2017/11/2;
- Sensor-Surface: 1.4mm (Mechanical Surface Detection)
- Electronics: DAE4 Sn1459; Calibrated: 2017/9/15
- Phantom: SAM (30deg probe tilt) with CRP v5.0_20150321; Type: QD000P40CD; Serial: TP:1874
- Measurement SW: DASY52, Version 52.8 (8);

Area Scan (151x81x1): Interpolated grid: dx=1.200 mm, dy=1.200 mm

Maximum value of SAR (interpolated) = 0.413 W/kg


Zoom Scan (5x5x7)/Cube 0: Measurement grid: dx=8mm, dy=8mm, dz=5mm

Reference Value = 3.731 V/m; Power Drift = -0.07 dB

Peak SAR (extrapolated) = 0.522 W/kg

SAR(1 g) = 0.205 W/kg; SAR(10 g) = 0.083 W/kg

Maximum value of SAR (measured) = 0.410 W/kg



0 dB = 0.410 W/kg = -3.87 dBW/kg

Test Plot 113#: LTE Band 38_Head Left Cheek_Middle_1RB**DUT: TD-LTE Digital Mobile Phone; Type: IS740.2; Serial: 18041300121**

Communication System: Generic TDD-LTE; Frequency: 2595 MHz; Duty Cycle: 1:1.58
Medium parameters used: $f = 2595$ MHz; $\sigma = 1.915$ S/m; $\epsilon_r = 40.222$; $\rho = 1000$ kg/m³ ;
Phantom section: Left Section

DASY5 Configuration:

- Probe: EX3DV4 - SN7441; ConvF(7.01, 7.01, 7.01); Calibrated: 2017/11/2;
- Sensor-Surface: 1.4mm (Mechanical Surface Detection)
- Electronics: DAE4 Sn1459; Calibrated: 2017/9/15
- Phantom: SAM (30deg probe tilt) with CRP v5.0_20150321; Type: QD000P40CD; Serial: TP:1874
- Measurement SW: DASY52, Version 52.8 (8);

Area Scan (151x81x1): Interpolated grid: dx=1.200 mm, dy=1.200 mm

Maximum value of SAR (interpolated) = 0.488 W/kg

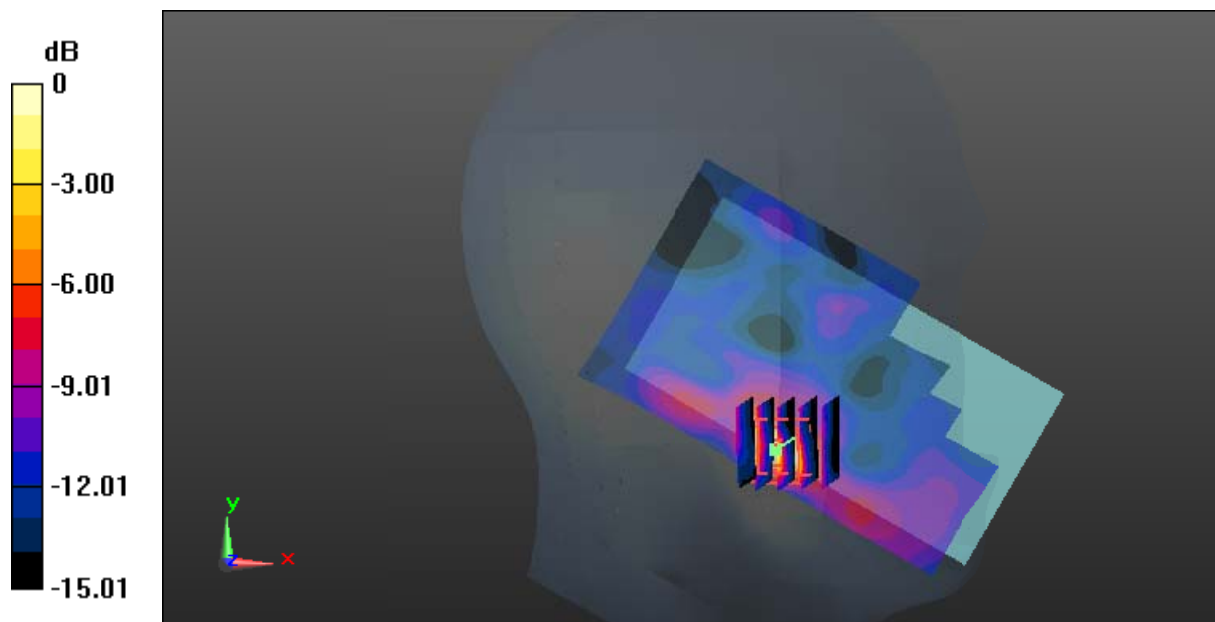
Zoom Scan (5x5x7)/Cube 0: Measurement grid: dx=8mm, dy=8mm, dz=5mm

Reference Value = 3.636 V/m; Power Drift = 0.01 dB

Peak SAR (extrapolated) = 0.639 W/kg

SAR(1 g) = 0.233 W/kg; SAR(10 g) = 0.090 W/kg

Maximum value of SAR (measured) = 0.479 W/kg



Test Plot 114#: LTE Band 38_Head Left Cheek_High_1RB**DUT: TD-LTE Digital Mobile Phone; Type: IS740.2; Serial: 18041300121**

Communication System: Generic TDD-LTE; Frequency: 2610 MHz; Duty Cycle: 1:1.58
Medium parameters used: $f = 2610$ MHz; $\sigma = 1.921$ S/m; $\epsilon_r = 39.622$; $\rho = 1000$ kg/m³ ;
Phantom section: Left Section

DASY5 Configuration:

- Probe: EX3DV4 - SN7441; ConvF(7.01, 7.01, 7.01); Calibrated: 2017/11/2;
- Sensor-Surface: 1.4mm (Mechanical Surface Detection)
- Electronics: DAE4 Sn1459; Calibrated: 2017/9/15
- Phantom: SAM (30deg probe tilt) with CRP v5.0_20150321; Type: QD000P40CD; Serial: TP:1874
- Measurement SW: DASY52, Version 52.8 (8);

Area Scan (151x81x1): Interpolated grid: dx=1.200 mm, dy=1.200 mm

Maximum value of SAR (interpolated) = 0.447 W/kg

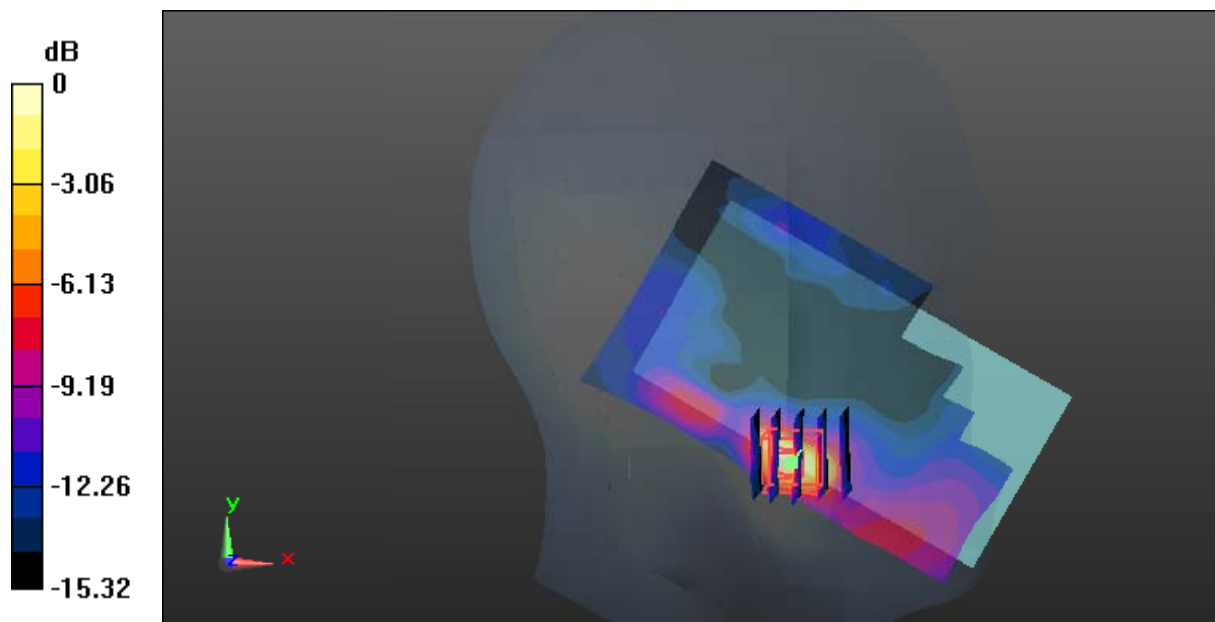
Zoom Scan (5x5x7)/Cube 0: Measurement grid: dx=8mm, dy=8mm, dz=5mm

Reference Value = 3.605 V/m; Power Drift = 0.20 dB

Peak SAR (extrapolated) = 0.538 W/kg

SAR(1 g) = 0.213 W/kg; SAR(10 g) = 0.087 W/kg

Maximum value of SAR (measured) = 0.435 W/kg



0 dB = 0.435 W/kg = -3.62 dBW/kg

Test Plot 115#: LTE Band 38_Head Left Cheek_Middle_50%RB**DUT: TD-LTE Digital Mobile Phone; Type: IS740.2; Serial: 18041300121**

Communication System: Generic TDD-LTE; Frequency: 2595 MHz; Duty Cycle: 1:1.58
Medium parameters used: $f = 2595$ MHz; $\sigma = 1.915$ S/m; $\epsilon_r = 40.222$; $\rho = 1000$ kg/m³ ;
Phantom section: Left Section

DASY5 Configuration:

- Probe: EX3DV4 - SN7441; ConvF(7.01, 7.01, 7.01); Calibrated: 2017/11/2;
- Sensor-Surface: 1.4mm (Mechanical Surface Detection)
- Electronics: DAE4 Sn1459; Calibrated: 2017/9/15
- Phantom: SAM (30deg probe tilt) with CRP v5.0_20150321; Type: QD000P40CD; Serial: TP:1874
- Measurement SW: DASY52, Version 52.8 (8);

Area Scan (151x81x1): Interpolated grid: dx=1.200 mm, dy=1.200 mm

Maximum value of SAR (interpolated) = 0.370 W/kg

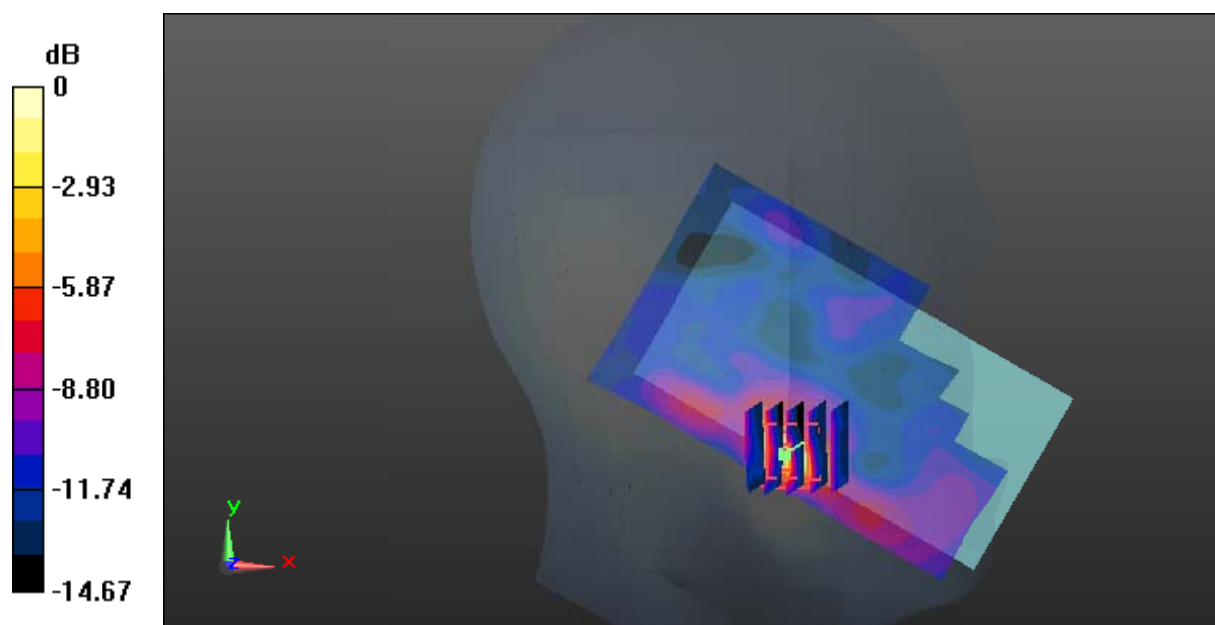
Zoom Scan (5x5x7)/Cube 0: Measurement grid: dx=8mm, dy=8mm, dz=5mm

Reference Value = 3.475 V/m; Power Drift = 0.04 dB

Peak SAR (extrapolated) = 0.489 W/kg

SAR(1 g) = 0.181 W/kg; SAR(10 g) = 0.072 W/kg

Maximum value of SAR (measured) = 0.371 W/kg



0 dB = 0.371 W/kg = -4.31 dBW/kg

Test Plot 116#: LTE Band 38_Head Left Tilt_Middle_1RB**DUT: TD-LTE Digital Mobile Phone; Type: IS740.2; Serial: 18041300121**

Communication System: Generic TDD-LTE; Frequency: 2595 MHz; Duty Cycle: 1:1.58
Medium parameters used: $f = 2595$ MHz; $\sigma = 1.915$ S/m; $\epsilon_r = 40.222$; $\rho = 1000$ kg/m³ ;
Phantom section: Left Section

DASY5 Configuration:

- Probe: EX3DV4 - SN7441; ConvF(7.01, 7.01, 7.01); Calibrated: 2017/11/2;
- Sensor-Surface: 1.4mm (Mechanical Surface Detection)
- Electronics: DAE4 Sn1459; Calibrated: 2017/9/15
- Phantom: SAM (30deg probe tilt) with CRP v5.0_20150321; Type: QD000P40CD; Serial: TP:1874
- Measurement SW: DASY52, Version 52.8 (8);

Area Scan (151x81x1): Interpolated grid: dx=1.200 mm, dy=1.200 mm

Maximum value of SAR (interpolated) = 0.0466 W/kg


Zoom Scan (5x5x7)/Cube 0: Measurement grid: dx=8mm, dy=8mm, dz=5mm

Reference Value = 4.068 V/m; Power Drift = 0.10 dB

Peak SAR (extrapolated) = 0.0540 W/kg

SAR(1 g) = 0.032 W/kg; SAR(10 g) = 0.024 W/kg

Maximum value of SAR (measured) = 0.0427 W/kg



0 dB = 0.0427 W/kg = -13.70 dBW/kg

Test Plot 117#: LTE Band 38_Head Left Tilt_Middle_50%RB**DUT: TD-LTE Digital Mobile Phone; Type: IS740.2; Serial: 18041300121**

Communication System: Generic TDD-LTE; Frequency: 2595 MHz; Duty Cycle: 1:1.58
Medium parameters used: $f = 2595$ MHz; $\sigma = 1.915$ S/m; $\epsilon_r = 40.222$; $\rho = 1000$ kg/m³ ;
Phantom section: Left Section

DASY5 Configuration:

- Probe: EX3DV4 - SN7441; ConvF(7.01, 7.01, 7.01); Calibrated: 2017/11/2;
- Sensor-Surface: 1.4mm (Mechanical Surface Detection)
- Electronics: DAE4 Sn1459; Calibrated: 2017/9/15
- Phantom: SAM (30deg probe tilt) with CRP v5.0_20150321; Type: QD000P40CD; Serial: TP:1874
- Measurement SW: DASY52, Version 52.8 (8);

Area Scan (151x81x1): Interpolated grid: dx=1.200 mm, dy=1.200 mm

Maximum value of SAR (interpolated) = 0.0385 W/kg

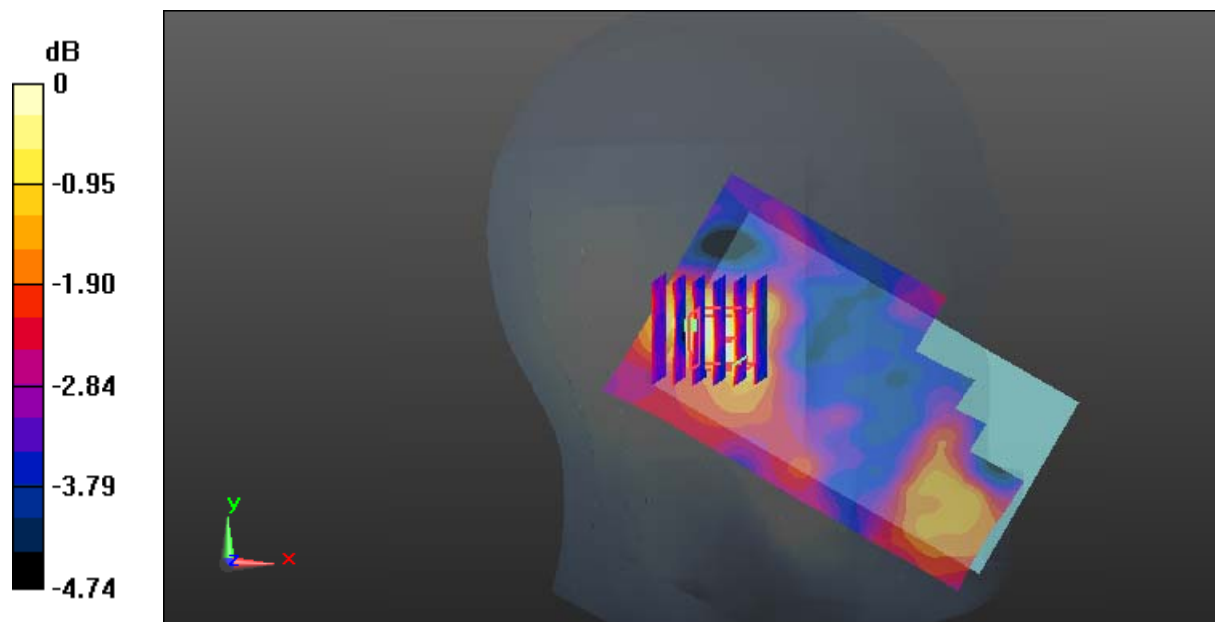
Zoom Scan (6x6x7)/Cube 0: Measurement grid: dx=8mm, dy=8mm, dz=5mm

Reference Value = 3.749 V/m; Power Drift = 0.14 dB

Peak SAR (extrapolated) = 0.0460 W/kg

SAR(1 g) = 0.029 W/kg; SAR(10 g) = 0.023 W/kg

Maximum value of SAR (measured) = 0.0374 W/kg



0 dB = 0.0374 W/kg = -14.27 dBW/kg

Test Plot 118#: LTE Band 38_Head Right Cheek_Middle_1RB**DUT: TD-LTE Digital Mobile Phone; Type: IS740.2; Serial: 18041300121**

Communication System: Generic TDD-LTE; Frequency: 2595 MHz; Duty Cycle: 1:1.58
Medium parameters used: $f = 2595$ MHz; $\sigma = 1.915$ S/m; $\epsilon_r = 40.222$; $\rho = 1000$ kg/m³ ;
Phantom section: Right Section

DASY5 Configuration:

- Probe: EX3DV4 - SN7441; ConvF(7.01, 7.01, 7.01); Calibrated: 2017/11/2;
- Sensor-Surface: 1.4mm (Mechanical Surface Detection)
- Electronics: DAE4 Sn1459; Calibrated: 2017/9/15
- Phantom: SAM (30deg probe tilt) with CRP v5.0_20150321; Type: QD000P40CD; Serial: TP:1874
- Measurement SW: DASY52, Version 52.8 (8);

Area Scan (151x91x1): Interpolated grid: dx=1.200 mm, dy=1.200 mm

Maximum value of SAR (interpolated) = 0.271 W/kg

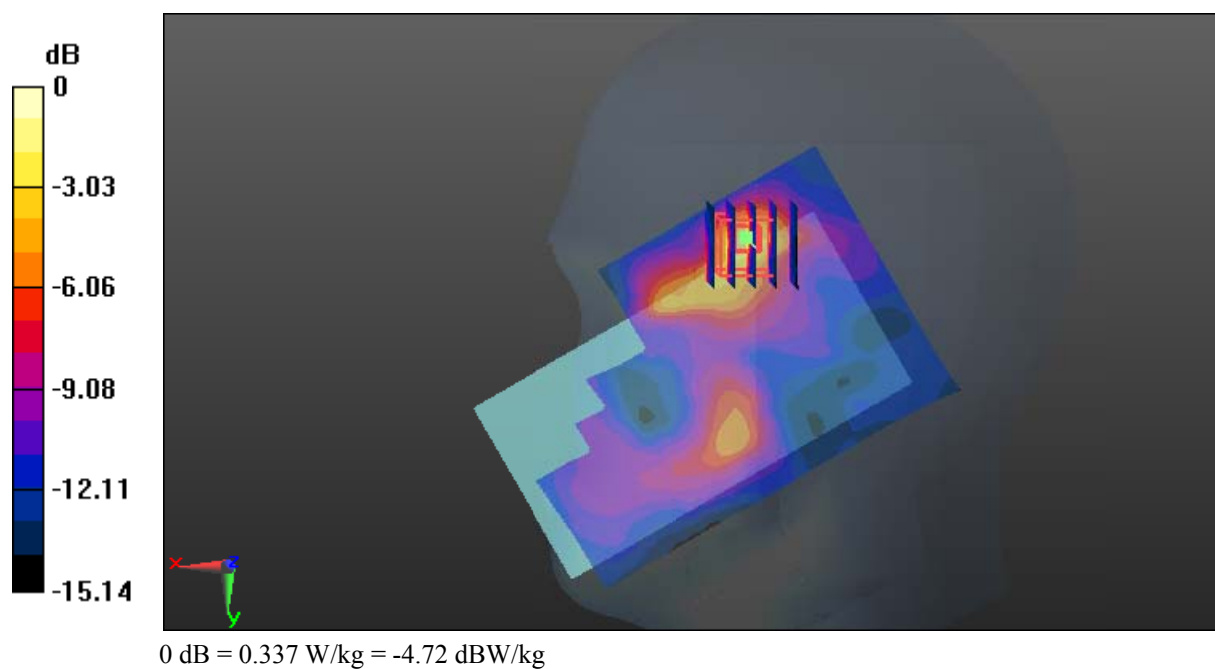
Zoom Scan (5x5x7)/Cube 0: Measurement grid: dx=8mm, dy=8mm, dz=5mm

Reference Value = 3.470 V/m; Power Drift = -0.11 dB

Peak SAR (extrapolated) = 0.415 W/kg

SAR(1 g) = 0.168 W/kg; SAR(10 g) = 0.071 W/kg

Maximum value of SAR (measured) = 0.337 W/kg



Test Plot 119#: LTE Band 38_Head Right Cheek_Middle_50%RB**DUT: TD-LTE Digital Mobile Phone; Type: IS740.2; Serial: 18041300121**

Communication System: Generic TDD-LTE; Frequency: 2595 MHz; Duty Cycle: 1:1.58
Medium parameters used: $f = 2595$ MHz; $\sigma = 1.915$ S/m; $\epsilon_r = 40.222$; $\rho = 1000$ kg/m³ ;
Phantom section: Right Section

DASY5 Configuration:

- Probe: EX3DV4 - SN7441; ConvF(7.01, 7.01, 7.01); Calibrated: 2017/11/2;
- Sensor-Surface: 1.4mm (Mechanical Surface Detection)
- Electronics: DAE4 Sn1459; Calibrated: 2017/9/15
- Phantom: SAM (30deg probe tilt) with CRP v5.0_20150321; Type: QD000P40CD; Serial: TP:1874
- Measurement SW: DASY52, Version 52.8 (8);

Area Scan (151x91x1): Interpolated grid: dx=1.200 mm, dy=1.200 mm

Maximum value of SAR (interpolated) = 0.208 W/kg

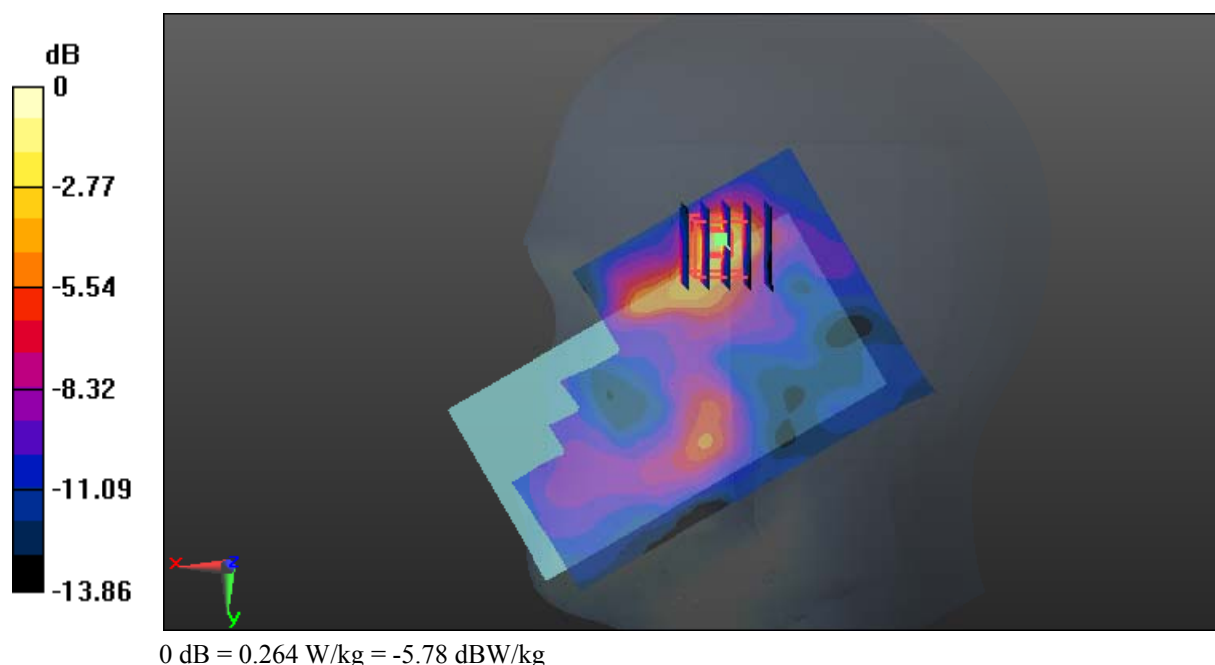
Zoom Scan (5x5x7)/Cube 0: Measurement grid: dx=8mm, dy=8mm, dz=5mm

Reference Value = 3.171 V/m; Power Drift = -0.08 dB

Peak SAR (extrapolated) = 0.329 W/kg

SAR(1 g) = 0.133 W/kg; SAR(10 g) = 0.057 W/kg

Maximum value of SAR (measured) = 0.264 W/kg



Test Plot 120#: LTE Band 38_Head Right Tilt_Middle_1RB**DUT: TD-LTE Digital Mobile Phone; Type: IS740.2; Serial: 18041300121**

Communication System: Generic TDD-LTE; Frequency: 2595 MHz; Duty Cycle: 1:1.58
Medium parameters used: $f = 2595$ MHz; $\sigma = 1.915$ S/m; $\epsilon_r = 40.222$; $\rho = 1000$ kg/m³ ;
Phantom section: Right Section

DASY5 Configuration:

- Probe: EX3DV4 - SN7441; ConvF(7.01, 7.01, 7.01); Calibrated: 2017/11/2;
- Sensor-Surface: 1.4mm (Mechanical Surface Detection)
- Electronics: DAE4 Sn1459; Calibrated: 2017/9/15
- Phantom: SAM (30deg probe tilt) with CRP v5.0_20150321; Type: QD000P40CD; Serial: TP:1874
- Measurement SW: DASY52, Version 52.8 (8);

Area Scan (151x81x1): Interpolated grid: dx=1.200 mm, dy=1.200 mm

Maximum value of SAR (interpolated) = 0.0810 W/kg


Zoom Scan (5x5x7)/Cube 0: Measurement grid: dx=8mm, dy=8mm, dz=5mm

Reference Value = 4.345 V/m; Power Drift = -0.18 dB

Peak SAR (extrapolated) = 0.105 W/kg

SAR(1 g) = 0.056 W/kg; SAR(10 g) = 0.035 W/kg

Maximum value of SAR (measured) = 0.0843 W/kg



Test Plot 121#: LTE Band 38_Head Right Tilt_Middle_50%RB**DUT: TD-LTE Digital Mobile Phone; Type: IS740.2; Serial: 18041300121**

Communication System: Generic TDD-LTE; Frequency: 2595 MHz; Duty Cycle: 1:1.58
Medium parameters used: $f = 2595$ MHz; $\sigma = 1.915$ S/m; $\epsilon_r = 40.222$; $\rho = 1000$ kg/m³ ;
Phantom section: Right Section

DASY5 Configuration:

- Probe: EX3DV4 - SN7441; ConvF(7.01, 7.01, 7.01); Calibrated: 2017/11/2;
- Sensor-Surface: 1.4mm (Mechanical Surface Detection)
- Electronics: DAE4 Sn1459; Calibrated: 2017/9/15
- Phantom: SAM (30deg probe tilt) with CRP v5.0_20150321; Type: QD000P40CD; Serial: TP:1874
- Measurement SW: DASY52, Version 52.8 (8);

Area Scan (151x81x1): Interpolated grid: dx=1.200 mm, dy=1.200 mm

Maximum value of SAR (interpolated) = 0.0642 W/kg


Zoom Scan (5x5x7)/Cube 0: Measurement grid: dx=8mm, dy=8mm, dz=5mm

Reference Value = 3.923 V/m; Power Drift = -0.18 dB

Peak SAR (extrapolated) = 0.0790 W/kg

SAR(1 g) = 0.045 W/kg; SAR(10 g) = 0.029 W/kg

Maximum value of SAR (measured) = 0.0636 W/kg



Test Plot 122#: LTE Band 38_Body Back_Low_1RB**DUT: TD-LTE Digital Mobile Phone; Type: IS740.2; Serial: 18041300121**

Communication System: Generic TDD-LTE; Frequency: 2580 MHz; Duty Cycle: 1:1.58
Medium parameters used: $f = 2580$ MHz; $\sigma = 2.173$ S/m; $\epsilon_r = 54.14$; $\rho = 1000$ kg/m³ ;
Phantom section: Flat Section

DASY5 Configuration:

- Probe: EX3DV4 - SN7441; ConvF(7.1, 7.1, 7.1); Calibrated: 2017/11/2;
- Sensor-Surface: 1.4mm (Mechanical Surface Detection)
- Electronics: DAE4 Sn1459; Calibrated: 2017/9/15
- Phantom: SAM (30deg probe tilt) with CRP v5.0_20150321; Type: QD000P40CD; Serial: TP:1874
- Measurement SW: DASY52, Version 52.8 (8);

Area Scan (91x151x1): Interpolated grid: dx=1.200 mm, dy=1.200 mm

Maximum value of SAR (interpolated) = 0.917 W/kg

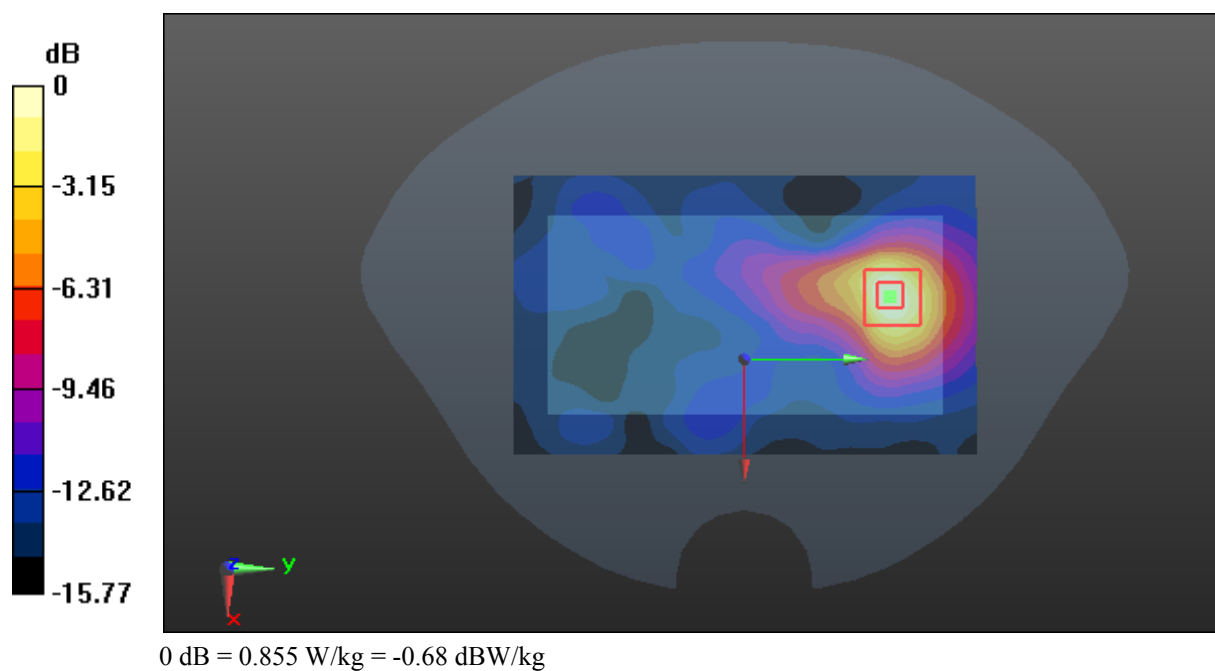
Zoom Scan (5x5x7)/Cube 0: Measurement grid: dx=8mm, dy=8mm, dz=5mm

Reference Value = 4.346 V/m; Power Drift = -0.09 dB

Peak SAR (extrapolated) = 1.13 W/kg

SAR(1 g) = 0.485 W/kg; SAR(10 g) = 0.222 W/kg

Maximum value of SAR (measured) = 0.855 W/kg



Test Plot 123#: LTE Band 38_Body Back_Middle_1RB**DUT: TD-LTE Digital Mobile Phone; Type: IS740.2; Serial: 18041300121**

Communication System: Generic TDD-LTE; Frequency: 2595 MHz; Duty Cycle: 1:1.58
Medium parameters used: $f = 2595$ MHz; $\sigma = 2.138$ S/m; $\epsilon_r = 54.349$; $\rho = 1000$ kg/m³ ;
Phantom section: Flat Section

DASY5 Configuration:

- Probe: EX3DV4 - SN7441; ConvF(7.1, 7.1, 7.1); Calibrated: 2017/11/2;
- Sensor-Surface: 1.4mm (Mechanical Surface Detection)
- Electronics: DAE4 Sn1459; Calibrated: 2017/9/15
- Phantom: SAM (30deg probe tilt) with CRP v5.0_20150321; Type: QD000P40CD; Serial: TP:1874
- Measurement SW: DASY52, Version 52.8 (8);

Area Scan (91x151x1): Interpolated grid: dx=1.200 mm, dy=1.200 mm

Maximum value of SAR (interpolated) = 0.912 W/kg

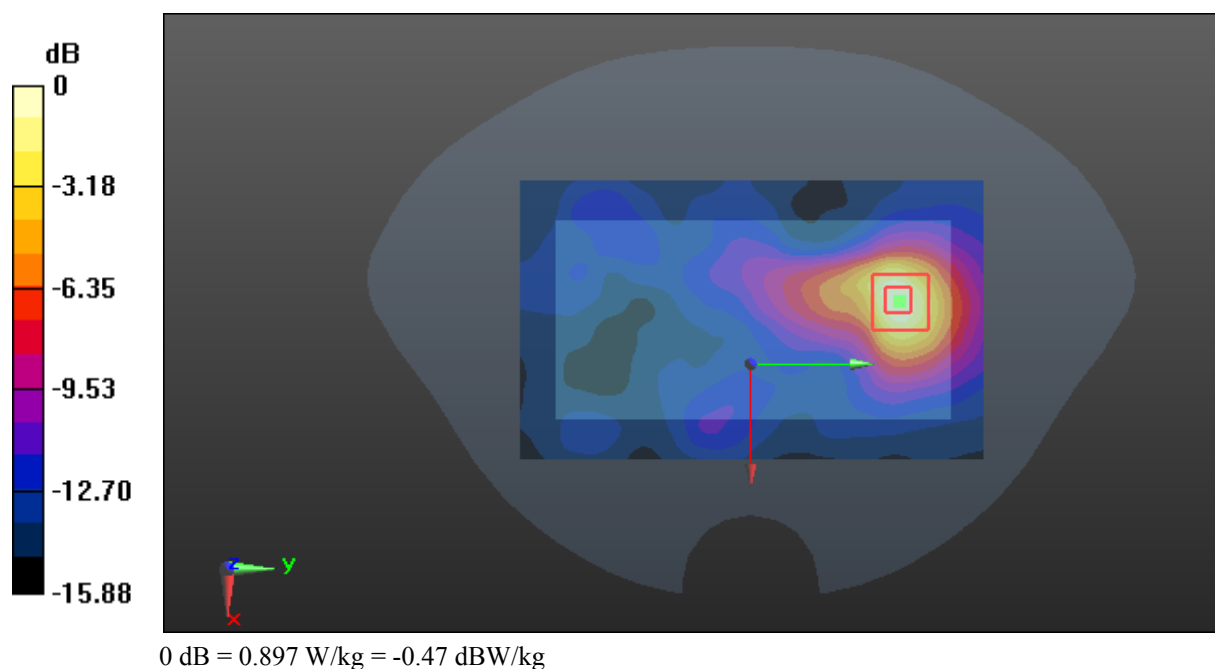
Zoom Scan (5x5x7)/Cube 0: Measurement grid: dx=8mm, dy=8mm, dz=5mm

Reference Value = 4.616 V/m; Power Drift = -0.11 dB

Peak SAR (extrapolated) = 1.19 W/kg

SAR(1 g) = 0.503 W/kg; SAR(10 g) = 0.228 W/kg

Maximum value of SAR (measured) = 0.897 W/kg



Test Plot 124#: LTE Band 38_Body Back_High_1RB**DUT: TD-LTE Digital Mobile Phone; Type: IS740.2; Serial: 18041300121**

Communication System: Generic TDD-LTE; Frequency: 2610 MHz; Duty Cycle: 1:1.58
Medium parameters used: $f = 2610$ MHz; $\sigma = 2.204$ S/m; $\epsilon_r = 53.622$; $\rho = 1000$ kg/m³ ;
Phantom section: Flat Section

DASY5 Configuration:

- Probe: EX3DV4 - SN7441; ConvF(7.1, 7.1, 7.1); Calibrated: 2017/11/2;
- Sensor-Surface: 1.4mm (Mechanical Surface Detection)
- Electronics: DAE4 Sn1459; Calibrated: 2017/9/15
- Phantom: SAM (30deg probe tilt) with CRP v5.0_20150321; Type: QD000P40CD; Serial: TP:1874
- Measurement SW: DASY52, Version 52.8 (8);

Area Scan (91x151x1): Interpolated grid: dx=1.200 mm, dy=1.200 mm

Maximum value of SAR (interpolated) = 0.784 W/kg

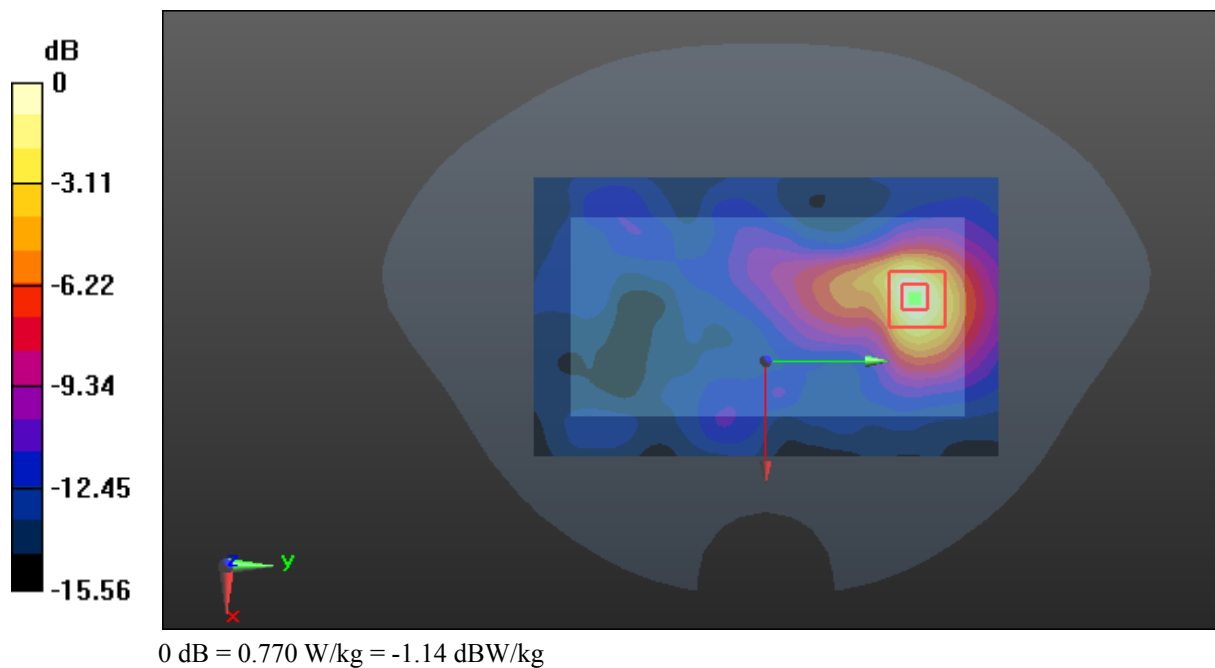
Zoom Scan (5x5x7)/Cube 0: Measurement grid: dx=8mm, dy=8mm, dz=5mm

Reference Value = 4.424 V/m; Power Drift = -0.06 dB

Peak SAR (extrapolated) = 1.02 W/kg

SAR(1 g) = 0.434 W/kg; SAR(10 g) = 0.199 W/kg

Maximum value of SAR (measured) = 0.770 W/kg



Test Plot 125#: LTE Band 38_Body Back_Middle_50%RB**DUT: TD-LTE Digital Mobile Phone; Type: IS740.2; Serial: 18041300121**

Communication System: Generic TDD-LTE; Frequency: 2595 MHz; Duty Cycle: 1:1.58
Medium parameters used: $f = 2595$ MHz; $\sigma = 2.138$ S/m; $\epsilon_r = 54.349$; $\rho = 1000$ kg/m³ ;
Phantom section: Flat Section

DASY5 Configuration:

- Probe: EX3DV4 - SN7441; ConvF(7.1, 7.1, 7.1); Calibrated: 2017/11/2;
- Sensor-Surface: 1.4mm (Mechanical Surface Detection)
- Electronics: DAE4 Sn1459; Calibrated: 2017/9/15
- Phantom: SAM (30deg probe tilt) with CRP v5.0_20150321; Type: QD000P40CD; Serial: TP:1874
- Measurement SW: DASY52, Version 52.8 (8);

Area Scan (91x151x1): Interpolated grid: dx=1.200 mm, dy=1.200 mm

Maximum value of SAR (interpolated) = 0.678 W/kg

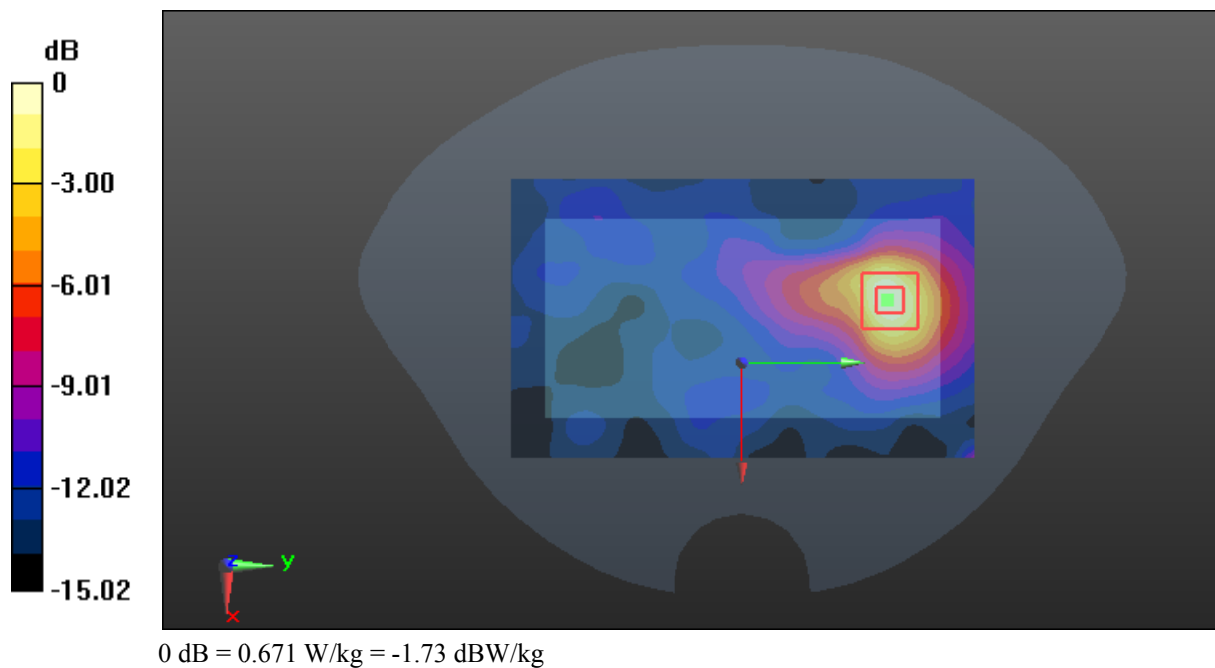
Zoom Scan (5x5x7)/Cube 0: Measurement grid: dx=8mm, dy=8mm, dz=5mm

Reference Value = 4.273 V/m; Power Drift = -0.08 dB

Peak SAR (extrapolated) = 0.893 W/kg

SAR(1 g) = 0.378 W/kg; SAR(10 g) = 0.174 W/kg

Maximum value of SAR (measured) = 0.671 W/kg



Test Plot 126#: LTE Band 38_Body Left_Middle_1RB**DUT: TD-LTE Digital Mobile Phone; Type: IS740.2; Serial: 18041300121**

Communication System: Generic TDD-LTE; Frequency: 2595 MHz; Duty Cycle: 1:1.58
Medium parameters used: $f = 2595$ MHz; $\sigma = 2.138$ S/m; $\epsilon_r = 54.349$; $\rho = 1000$ kg/m³ ;
Phantom section: Flat Section

DASY5 Configuration:

- Probe: EX3DV4 - SN7441; ConvF(7.1, 7.1, 7.1); Calibrated: 2017/11/2;
- Sensor-Surface: 1.4mm (Mechanical Surface Detection)
- Electronics: DAE4 Sn1459; Calibrated: 2017/9/15
- Phantom: SAM (30deg probe tilt) with CRP v5.0_20150321; Type: QD000P40CD; Serial: TP:1874
- Measurement SW: DASY52, Version 52.8 (8);

Area Scan (61x151x1): Interpolated grid: dx=1.200 mm, dy=1.200 mm

Maximum value of SAR (interpolated) = 0.116 W/kg

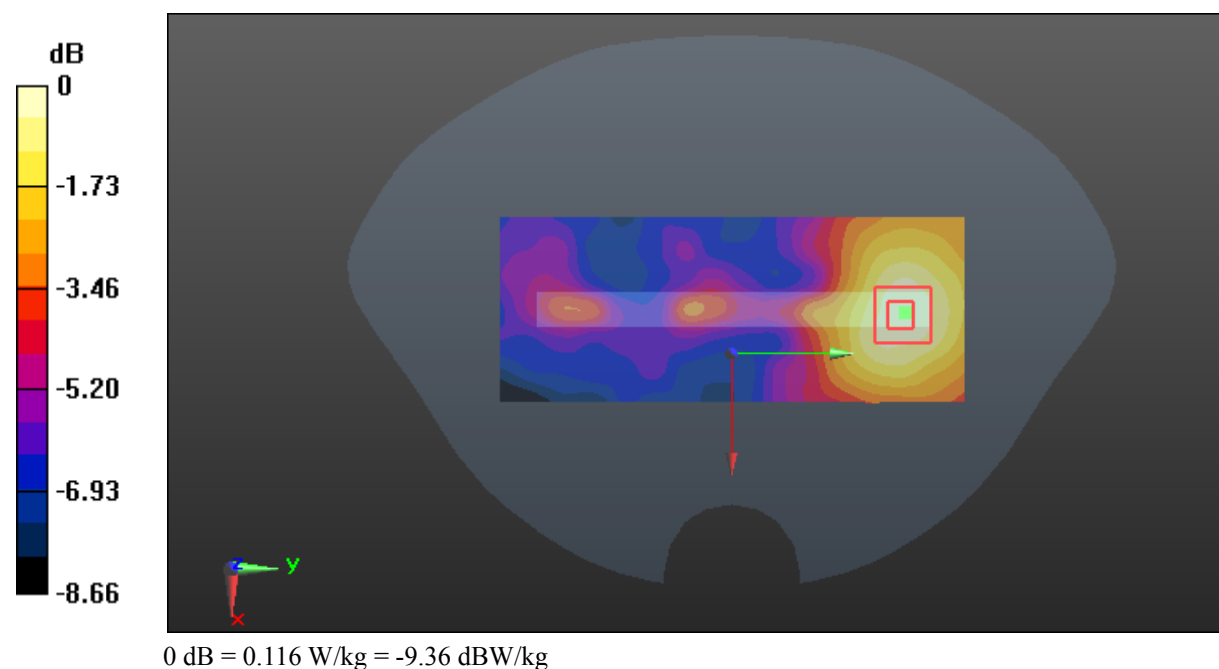
Zoom Scan (5x5x7)/Cube 0: Measurement grid: dx=8mm, dy=8mm, dz=5mm

Reference Value = 3.777 V/m; Power Drift = 0.10 dB

Peak SAR (extrapolated) = 0.146 W/kg

SAR(1 g) = 0.077 W/kg; SAR(10 g) = 0.049 W/kg

Maximum value of SAR (measured) = 0.116 W/kg



Test Plot 127#: LTE Band 38_Body Left_Middle_50%RB

DUT: TD-LTE Digital Mobile Phone; Type: IS740.2; Serial: 18041300121

Communication System: Generic TDD-LTE; Frequency: 2595 MHz; Duty Cycle: 1:1.58
 Medium parameters used: $f = 2595$ MHz; $\sigma = 2.138$ S/m; $\epsilon_r = 54.349$; $\rho = 1000$ kg/m³ ;
 Phantom section: Flat Section

DASY5 Configuration:

- Probe: EX3DV4 - SN7441; ConvF(7.1, 7.1, 7.1); Calibrated: 2017/11/2;
- Sensor-Surface: 1.4mm (Mechanical Surface Detection)
- Electronics: DAE4 Sn1459; Calibrated: 2017/9/15
- Phantom: SAM (30deg probe tilt) with CRP v5.0_20150321; Type: QD000P40CD; Serial: TP:1874
- Measurement SW: DASY52, Version 52.8 (8);

Area Scan (61x151x1): Interpolated grid: dx=1.200 mm, dy=1.200 mm

Maximum value of SAR (interpolated) = 0.0928 W/kg

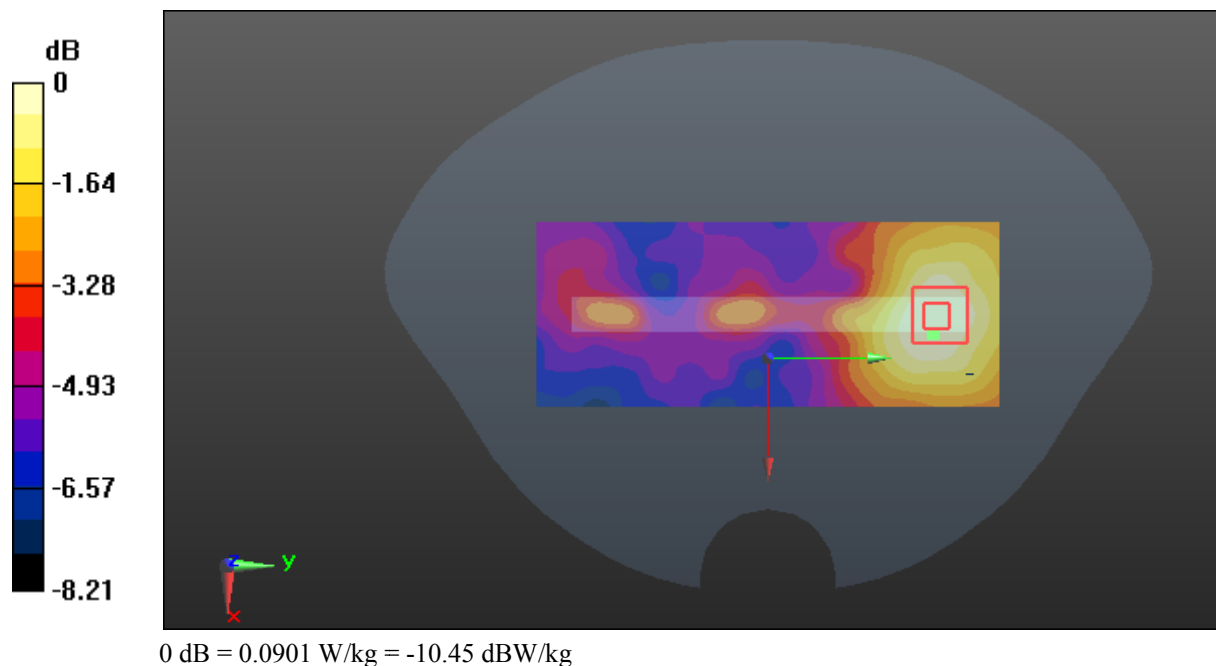
Zoom Scan (6x6x7)/Cube 0: Measurement grid: dx=8mm, dy=8mm, dz=5mm

Reference Value = 3.820 V/m; Power Drift = -0.11 dB

Peak SAR (extrapolated) = 0.113 W/kg

SAR(1 g) = 0.063 W/kg; SAR(10 g) = 0.042 W/kg

Maximum value of SAR (measured) = 0.0901 W/kg



Test Plot 128#: LTE Band 38_Body Bottom_Middle_1RB**DUT: TD-LTE Digital Mobile Phone; Type: IS740.2; Serial: 18041300121**

Communication System: Generic TDD-LTE; Frequency: 2595 MHz; Duty Cycle: 1:1.58
Medium parameters used: $f = 2595$ MHz; $\sigma = 2.138$ S/m; $\epsilon_r = 54.349$; $\rho = 1000$ kg/m³ ;
Phantom section: Flat Section

DASY5 Configuration:

- Probe: EX3DV4 - SN7441; ConvF(7.1, 7.1, 7.1); Calibrated: 2017/11/2;
- Sensor-Surface: 1.4mm (Mechanical Surface Detection)
- Electronics: DAE4 Sn1459; Calibrated: 2017/9/15
- Phantom: SAM (30deg probe tilt) with CRP v5.0_20150321; Type: QD000P40CD; Serial: TP:1874
- Measurement SW: DASY52, Version 52.8 (8);

Area Scan (61x101x1): Interpolated grid: dx=1.200 mm, dy=1.200 mm

Maximum value of SAR (interpolated) = 0.799 W/kg

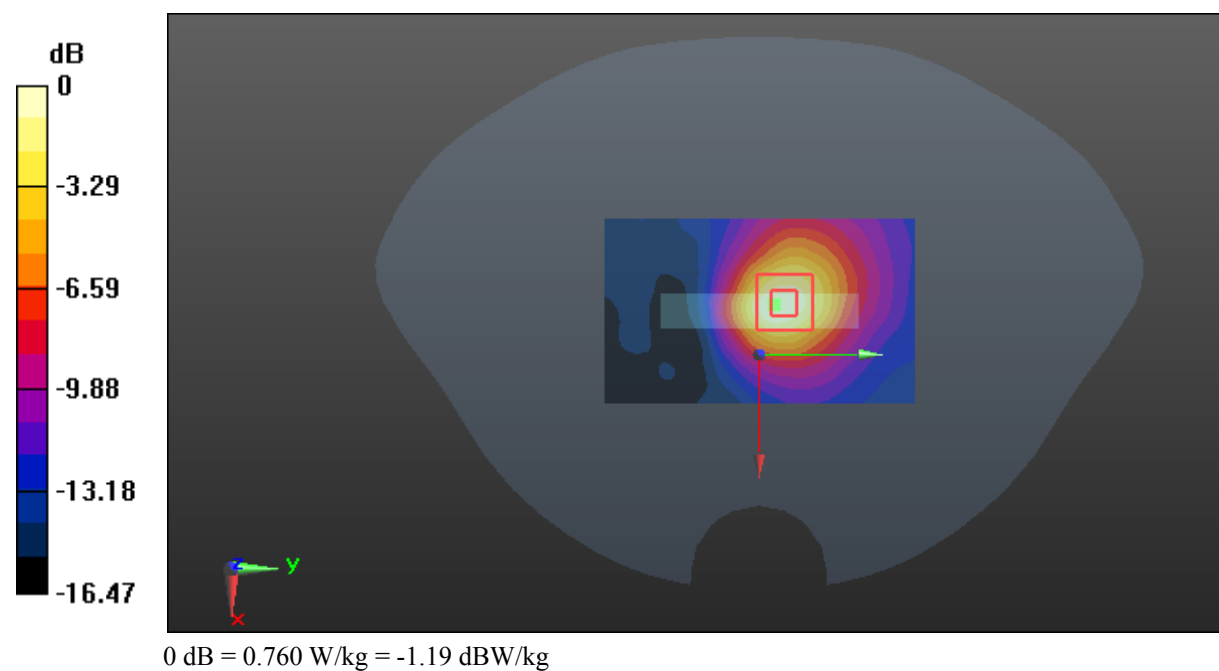
Zoom Scan (5x5x7)/Cube 0: Measurement grid: dx=8mm, dy=8mm, dz=5mm

Reference Value = 12.68 V/m; Power Drift = 0.04 dB

Peak SAR (extrapolated) = 1.05 W/kg

SAR(1 g) = 0.446 W/kg; SAR(10 g) = 0.208 W/kg

Maximum value of SAR (measured) = 0.760 W/kg



Test Plot 129#: LTE Band 38_Body Bottom_Middle_50%RB**DUT: TD-LTE Digital Mobile Phone; Type: IS740.2; Serial: 18041300121**

Communication System: Generic TDD-LTE; Frequency: 2595 MHz; Duty Cycle: 1:1.58
Medium parameters used: $f = 2595$ MHz; $\sigma = 2.138$ S/m; $\epsilon_r = 54.349$; $\rho = 1000$ kg/m³ ;
Phantom section: Flat Section

DASY5 Configuration:

- Probe: EX3DV4 - SN7441; ConvF(7.1, 7.1, 7.1); Calibrated: 2017/11/2;
- Sensor-Surface: 1.4mm (Mechanical Surface Detection)
- Electronics: DAE4 Sn1459; Calibrated: 2017/9/15
- Phantom: SAM (30deg probe tilt) with CRP v5.0_20150321; Type: QD000P40CD; Serial: TP:1874
- Measurement SW: DASY52, Version 52.8 (8);

Area Scan (61x101x1): Interpolated grid: dx=1.200 mm, dy=1.200 mm

Maximum value of SAR (interpolated) = 0.682 W/kg

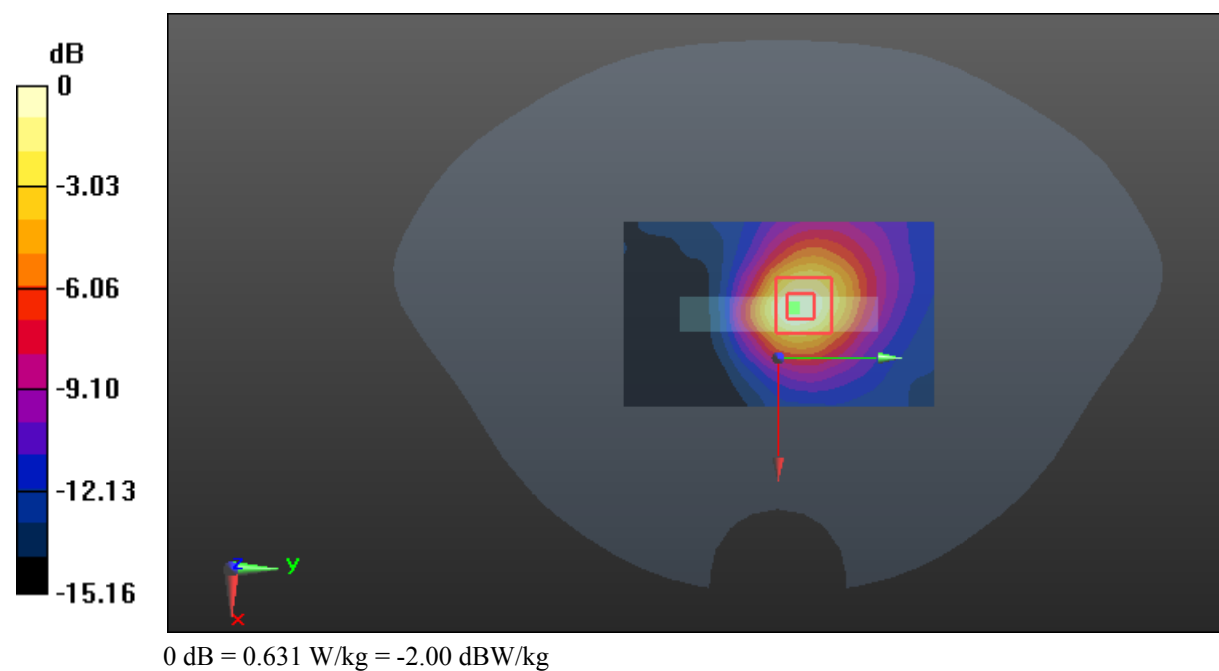
Zoom Scan (5x5x7)/Cube 0: Measurement grid: dx=8mm, dy=8mm, dz=5mm

Reference Value = 12.00 V/m; Power Drift = -0.01 dB

Peak SAR (extrapolated) = 0.858 W/kg

SAR(1 g) = 0.367 W/kg; SAR(10 g) = 0.172 W/kg

Maximum value of SAR (measured) = 0.631 W/kg



Test Plot 130#: LTE Band 41_Head Left Cheek_Low_1RB**DUT: TD-LTE Digital Mobile Phone; Type: IS740.2; Serial: 18041300121**

Communication System: Generic TDD-LTE; Frequency: 2565 MHz; Duty Cycle: 1:1.58
Medium parameters used: $f = 2565$ MHz; $\sigma = 1.958$ S/m; $\epsilon_r = 39.173$; $\rho = 1000$ kg/m³ ;
Phantom section: Left Section

DASY5 Configuration:

- Probe: EX3DV4 - SN7441; ConvF(7.01, 7.01, 7.01); Calibrated: 2017/11/2;
- Sensor-Surface: 1.4mm (Mechanical Surface Detection)
- Electronics: DAE4 Sn1459; Calibrated: 2017/9/15
- Phantom: SAM (30deg probe tilt) with CRP v5.0_20150321; Type: QD000P40CD; Serial: TP:1874
- Measurement SW: DASY52, Version 52.8 (8);

Area Scan (151x81x1): Interpolated grid: dx=1.200 mm, dy=1.200 mm

Maximum value of SAR (interpolated) = 0.401 W/kg


Zoom Scan (5x5x7)/Cube 0: Measurement grid: dx=8mm, dy=8mm, dz=5mm

Reference Value = 4.148 V/m; Power Drift = 0.08 dB

Peak SAR (extrapolated) = 0.559 W/kg

SAR(1 g) = 0.220 W/kg; SAR(10 g) = 0.089 W/kg

Maximum value of SAR (measured) = 0.400 W/kg



Test Plot 131#: LTE Band 41_Head Left Cheek_Middle_1RB**DUT: TD-LTE Digital Mobile Phone; Type: IS740.2; Serial: 18041300121**

Communication System: Generic TDD-LTE; Frequency: 2605 MHz; Duty Cycle: 1:1.58
Medium parameters used: $f = 2605$ MHz; $\sigma = 1.921$ S/m; $\epsilon_r = 39.946$; $\rho = 1000$ kg/m³ ;
Phantom section: Left Section

DASY5 Configuration:

- Probe: EX3DV4 - SN7441; ConvF(7.01, 7.01, 7.01); Calibrated: 2017/11/2;
- Sensor-Surface: 1.4mm (Mechanical Surface Detection)
- Electronics: DAE4 Sn1459; Calibrated: 2017/9/15
- Phantom: SAM (30deg probe tilt) with CRP v5.0_20150321; Type: QD000P40CD; Serial: TP:1874
- Measurement SW: DASY52, Version 52.8 (8);

Area Scan (151x81x1): Interpolated grid: dx=1.200 mm, dy=1.200 mm

Maximum value of SAR (interpolated) = 0.414 W/kg

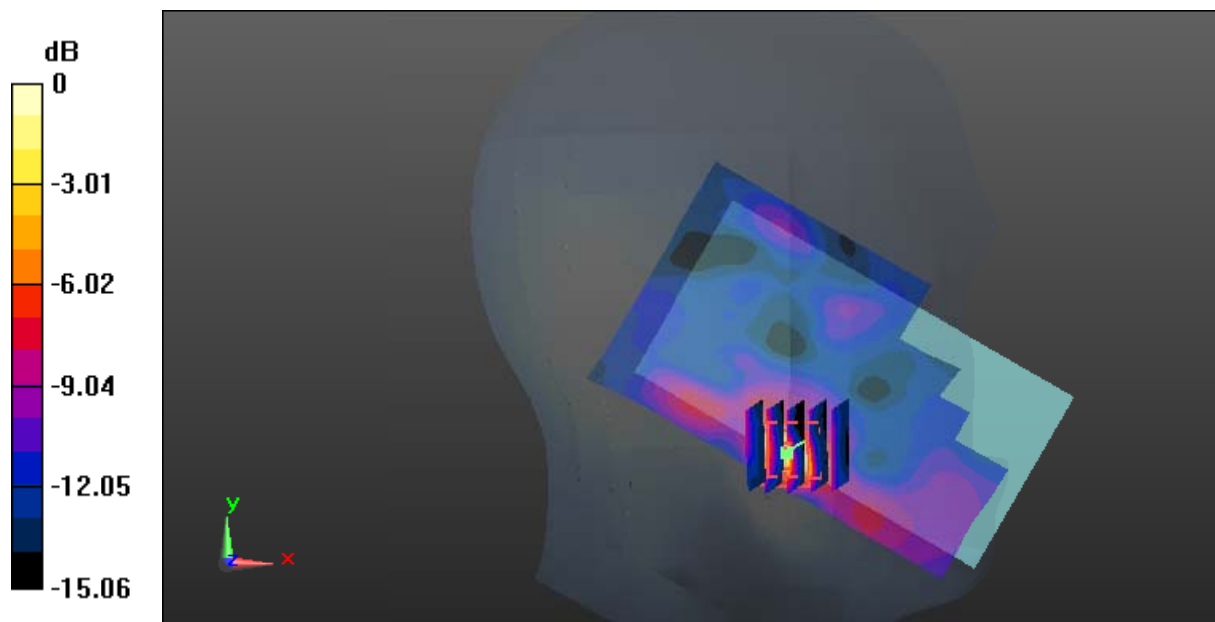
Zoom Scan (5x5x7)/Cube 0: Measurement grid: dx=8mm, dy=8mm, dz=5mm

Reference Value = 4.051 V/m; Power Drift = -0.20 dB

Peak SAR (extrapolated) = 0.557 W/kg

SAR(1 g) = 0.202 W/kg; SAR(10 g) = 0.078 W/kg

Maximum value of SAR (measured) = 0.425 W/kg



0 dB = 0.425 W/kg = -3.72 dBW/kg

Test Plot 132#: LTE Band 41_Head Left Cheek_High_1RB**DUT: TD-LTE Digital Mobile Phone; Type: IS740.2; Serial: 18041300121**

Communication System: Generic TDD-LTE; Frequency: 2645 MHz; Duty Cycle: 1:1.58
Medium parameters used: $f = 2645$ MHz; $\sigma = 1.95$ S/m; $\epsilon_r = 37.328$; $\rho = 1000$ kg/m³ ;
Phantom section: Left Section

DASY5 Configuration:

- Probe: EX3DV4 - SN7441; ConvF(7.01, 7.01, 7.01); Calibrated: 2017/11/2;
- Sensor-Surface: 1.4mm (Mechanical Surface Detection)
- Electronics: DAE4 Sn1459; Calibrated: 2017/9/15
- Phantom: SAM (30deg probe tilt) with CRP v5.0_20150321; Type: QD000P40CD; Serial: TP:1874
- Measurement SW: DASY52, Version 52.8 (8);

Area Scan (151x81x1): Interpolated grid: dx=1.200 mm, dy=1.200 mm

Maximum value of SAR (interpolated) = 0.230 W/kg

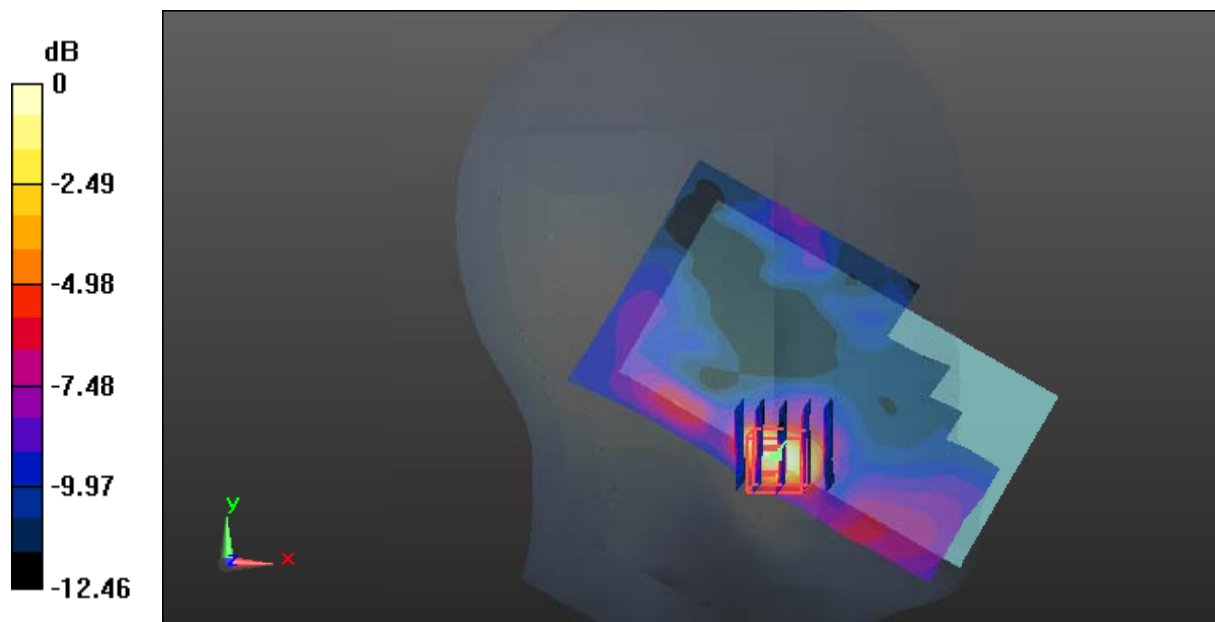
Zoom Scan (5x5x7)/Cube 0: Measurement grid: dx=8mm, dy=8mm, dz=5mm

Reference Value = 3.592 V/m; Power Drift = -0.14 dB

Peak SAR (extrapolated) = 0.338 W/kg

SAR(1 g) = 0.123 W/kg; SAR(10 g) = 0.052 W/kg

Maximum value of SAR (measured) = 0.204 W/kg



0 dB = 0.204 W/kg = -6.90 dBW/kg

Test Plot 133#: LTE Band 41_Head Left Cheek_Middle_50%RB**DUT: TD-LTE Digital Mobile Phone; Type: IS740.2; Serial: 18041300121**

Communication System: Generic TDD-LTE; Frequency: 2605 MHz; Duty Cycle: 1:1.58
Medium parameters used: $f = 2605$ MHz; $\sigma = 1.95$ S/m; $\epsilon_r = 37.328$; $\rho = 1000$ kg/m³ ;
Phantom section: Left Section

DASY5 Configuration:

- Probe: EX3DV4 - SN7441; ConvF(7.01, 7.01, 7.01); Calibrated: 2017/11/2;
- Sensor-Surface: 1.4mm (Mechanical Surface Detection)
- Electronics: DAE4 Sn1459; Calibrated: 2017/9/15
- Phantom: SAM (30deg probe tilt) with CRP v5.0_20150321; Type: QD000P40CD; Serial: TP:1874
- Measurement SW: DASY52, Version 52.8 (8);

Area Scan (151x81x1): Interpolated grid: dx=1.200 mm, dy=1.200 mm

Maximum value of SAR (interpolated) = 0.329 W/kg

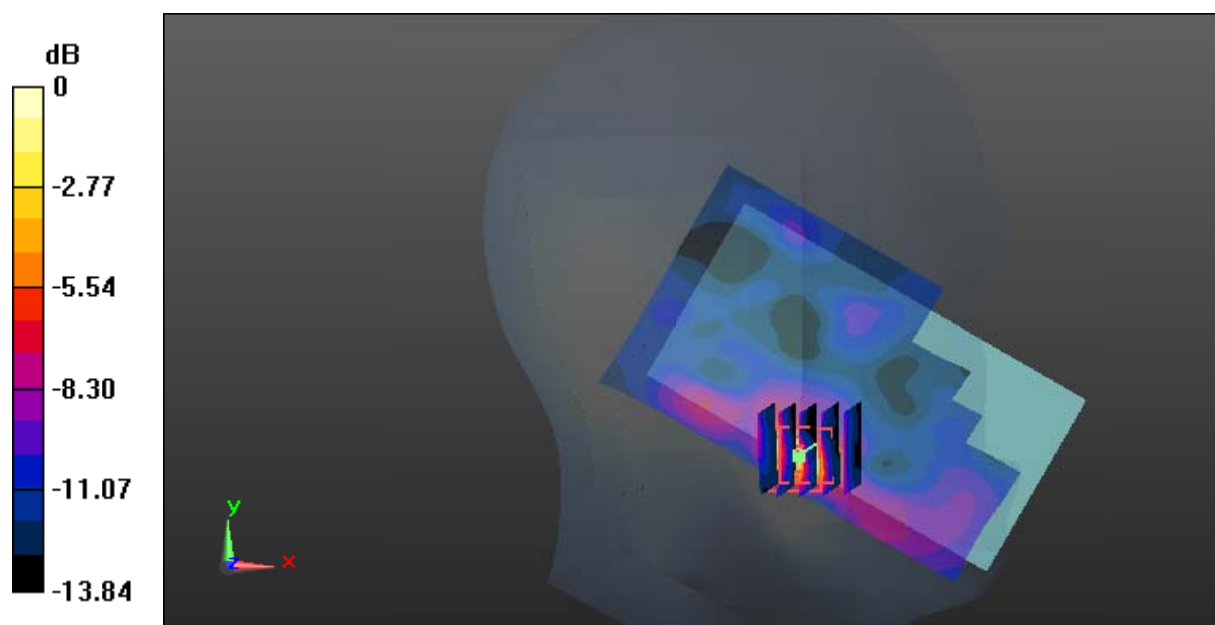
Zoom Scan (5x5x7)/Cube 0: Measurement grid: dx=8mm, dy=8mm, dz=5mm

Reference Value = 3.387 V/m; Power Drift = 0.00 dB

Peak SAR (extrapolated) = 0.443 W/kg

SAR(1 g) = 0.162 W/kg; SAR(10 g) = 0.065 W/kg

Maximum value of SAR (measured) = 0.338 W/kg



0 dB = 0.338 W/kg = -4.71 dBW/kg

Test Plot 134#: LTE Band 41_Head Left Tilt_Middle_1RB**DUT: TD-LTE Digital Mobile Phone; Type: IS740.2; Serial: 18041300121**

Communication System: Generic TDD-LTE; Frequency: 2605 MHz; Duty Cycle: 1:1.58
Medium parameters used: $f = 2605$ MHz; $\sigma = 1.921$ S/m; $\epsilon_r = 39.946$; $\rho = 1000$ kg/m³ ;
Phantom section: Left Section

DASY5 Configuration:

- Probe: EX3DV4 - SN7441; ConvF(7.01, 7.01, 7.01); Calibrated: 2017/11/2;
- Sensor-Surface: 1.4mm (Mechanical Surface Detection)
- Electronics: DAE4 Sn1459; Calibrated: 2017/9/15
- Phantom: SAM (30deg probe tilt) with CRP v5.0_20150321; Type: QD000P40CD; Serial: TP:1874
- Measurement SW: DASY52, Version 52.8 (8);

Area Scan (151x81x1): Interpolated grid: dx=1.200 mm, dy=1.200 mm

Maximum value of SAR (interpolated) = 0.0438 W/kg

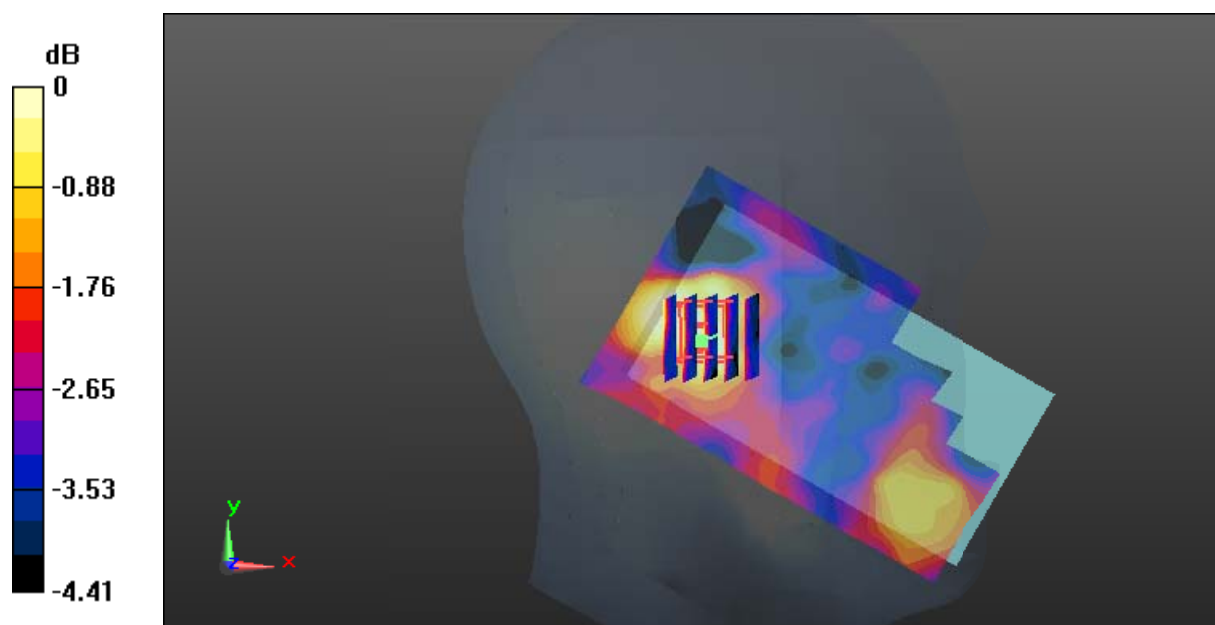
Zoom Scan (5x5x7)/Cube 0: Measurement grid: dx=8mm, dy=8mm, dz=5mm

Reference Value = 4.091 V/m; Power Drift = -0.18 dB

Peak SAR (extrapolated) = 0.0510 W/kg

SAR(1 g) = 0.031 W/kg; SAR(10 g) = 0.024 W/kg

Maximum value of SAR (measured) = 0.0398 W/kg



0 dB = 0.0398 W/kg = -14.00 dBW/kg

Test Plot 135#: LTE Band 41_Head Left Tilt_Middle_50%RB**DUT: TD-LTE Digital Mobile Phone; Type: IS740.2; Serial: 18041300121**

Communication System: Generic TDD-LTE; Frequency: 2605 MHz; Duty Cycle: 1:1.58
Medium parameters used: $f = 2605$ MHz; $\sigma = 1.921$ S/m; $\epsilon_r = 39.946$; $\rho = 1000$ kg/m³ ;
Phantom section: Left Section

DASY5 Configuration:

- Probe: EX3DV4 - SN7441; ConvF(7.01, 7.01, 7.01); Calibrated: 2017/11/2;
- Sensor-Surface: 1.4mm (Mechanical Surface Detection)
- Electronics: DAE4 Sn1459; Calibrated: 2017/9/15
- Phantom: SAM (30deg probe tilt) with CRP v5.0_20150321; Type: QD000P40CD; Serial: TP:1874
- Measurement SW: DASY52, Version 52.8 (8);

Area Scan (151x81x1): Interpolated grid: dx=1.200 mm, dy=1.200 mm

Maximum value of SAR (interpolated) = 0.0384 W/kg


Zoom Scan (6x6x7)/Cube 0: Measurement grid: dx=8mm, dy=8mm, dz=5mm

Reference Value = 3.941 V/m; Power Drift = -0.11 dB

Peak SAR (extrapolated) = 0.0450 W/kg

SAR(1 g) = 0.028 W/kg; SAR(10 g) = 0.022 W/kg

Maximum value of SAR (measured) = 0.0347 W/kg



0 dB = 0.0347 W/kg = -14.60 dBW/kg

Test Plot 136#: LTE Band 41_Head Right Cheek_Middle_1RB**DUT: TD-LTE Digital Mobile Phone; Type: IS740.2; Serial: 18041300121**

Communication System: Generic TDD-LTE; Frequency: 2605 MHz; Duty Cycle: 1:1.58
Medium parameters used: $f = 2605$ MHz; $\sigma = 1.921$ S/m; $\epsilon_r = 39.946$; $\rho = 1000$ kg/m³ ;
Phantom section: Right Section

DASY5 Configuration:

- Probe: EX3DV4 - SN7441; ConvF(7.01, 7.01, 7.01); Calibrated: 2017/11/2;
- Sensor-Surface: 1.4mm (Mechanical Surface Detection)
- Electronics: DAE4 Sn1459; Calibrated: 2017/9/15
- Phantom: SAM (30deg probe tilt) with CRP v5.0_20150321; Type: QD000P40CD; Serial: TP:1874
- Measurement SW: DASY52, Version 52.8 (8);

Area Scan (151x91x1): Interpolated grid: dx=1.200 mm, dy=1.200 mm

Maximum value of SAR (interpolated) = 0.252 W/kg

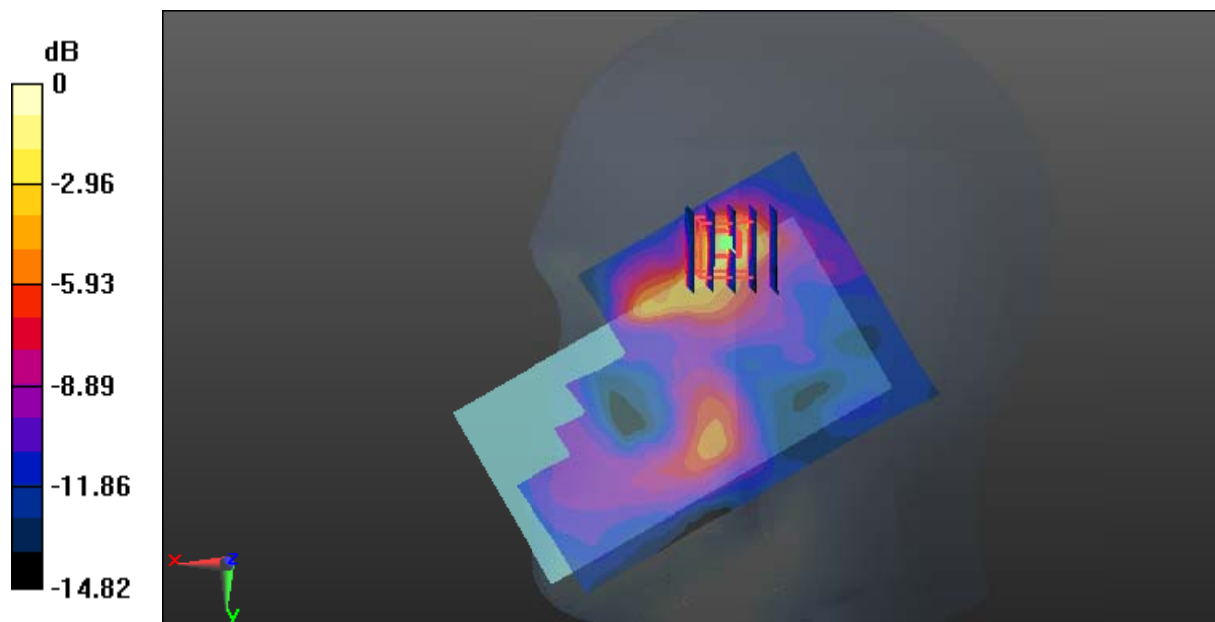
Zoom Scan (5x5x7)/Cube 0: Measurement grid: dx=8mm, dy=8mm, dz=5mm

Reference Value = 3.385 V/m; Power Drift = -0.10 dB

Peak SAR (extrapolated) = 0.376 W/kg

SAR(1 g) = 0.152 W/kg; SAR(10 g) = 0.065 W/kg

Maximum value of SAR (measured) = 0.305 W/kg



0 dB = 0.305 W/kg = -5.16 dBW/kg

Test Plot 137#: LTE Band 41_Head Right Cheek_Middle_50%RB**DUT: TD-LTE Digital Mobile Phone; Type: IS740.2; Serial: 18041300121**

Communication System: Generic TDD-LTE; Frequency: 2605 MHz; Duty Cycle: 1:1.58
Medium parameters used: $f = 2605$ MHz; $\sigma = 1.921$ S/m; $\epsilon_r = 39.946$; $\rho = 1000$ kg/m³ ;
Phantom section: Right Section

DASY5 Configuration:

- Probe: EX3DV4 - SN7441; ConvF(7.01, 7.01, 7.01); Calibrated: 2017/11/2;
- Sensor-Surface: 1.4mm (Mechanical Surface Detection)
- Electronics: DAE4 Sn1459; Calibrated: 2017/9/15
- Phantom: SAM (30deg probe tilt) with CRP v5.0_20150321; Type: QD000P40CD; Serial: TP:1874
- Measurement SW: DASY52, Version 52.8 (8);

Area Scan (151x91x1): Interpolated grid: dx=1.200 mm, dy=1.200 mm

Maximum value of SAR (interpolated) = 0.197 W/kg

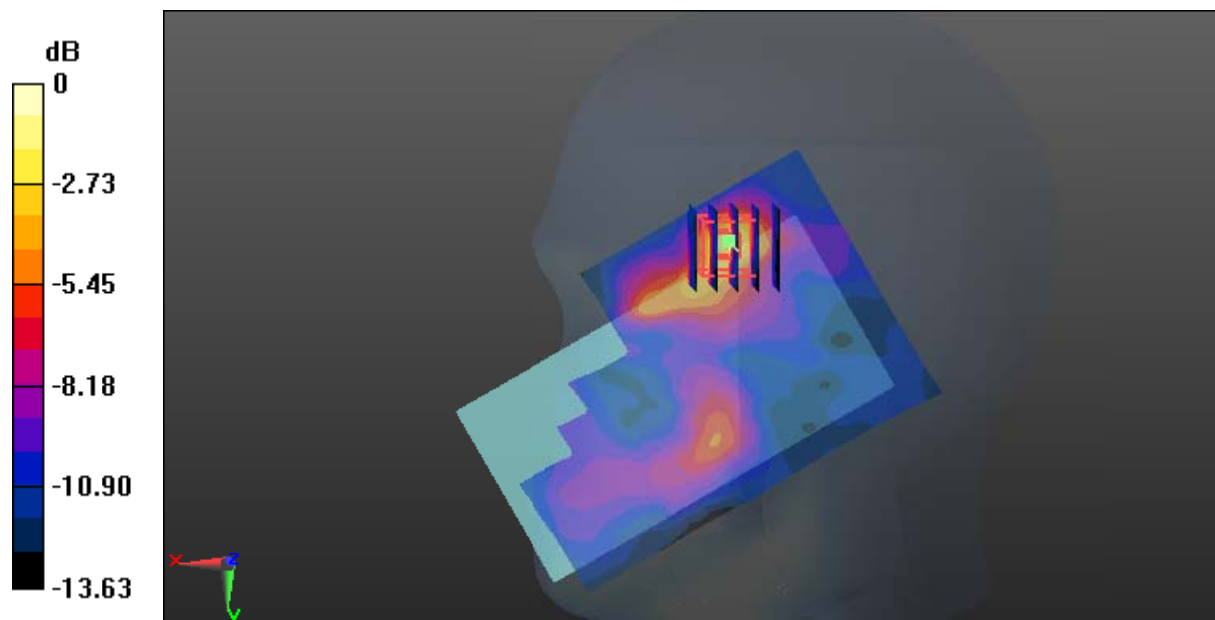
Zoom Scan (5x5x7)/Cube 0: Measurement grid: dx=8mm, dy=8mm, dz=5mm

Reference Value = 3.110 V/m; Power Drift = -0.11 dB

Peak SAR (extrapolated) = 0.303 W/kg

SAR(1 g) = 0.125 W/kg; SAR(10 g) = 0.054 W/kg

Maximum value of SAR (measured) = 0.246 W/kg



0 dB = 0.246 W/kg = -6.09 dBW/kg

Test Plot 138#: LTE Band 41_Head Right Tilt_Middle_1RB**DUT: TD-LTE Digital Mobile Phone; Type: IS740.2; Serial: 18041300121**

Communication System: Generic TDD-LTE; Frequency: 2605 MHz; Duty Cycle: 1:1.58
Medium parameters used: $f = 2605$ MHz; $\sigma = 1.921$ S/m; $\epsilon_r = 39.946$; $\rho = 1000$ kg/m³ ;
Phantom section: Right Section

DASY5 Configuration:

- Probe: EX3DV4 - SN7441; ConvF(7.01, 7.01, 7.01); Calibrated: 2017/11/2;
- Sensor-Surface: 1.4mm (Mechanical Surface Detection)
- Electronics: DAE4 Sn1459; Calibrated: 2017/9/15
- Phantom: SAM (30deg probe tilt) with CRP v5.0_20150321; Type: QD000P40CD; Serial: TP:1874
- Measurement SW: DASY52, Version 52.8 (8);

Area Scan (151x81x1): Interpolated grid: dx=1.200 mm, dy=1.200 mm

Maximum value of SAR (interpolated) = 0.0739 W/kg

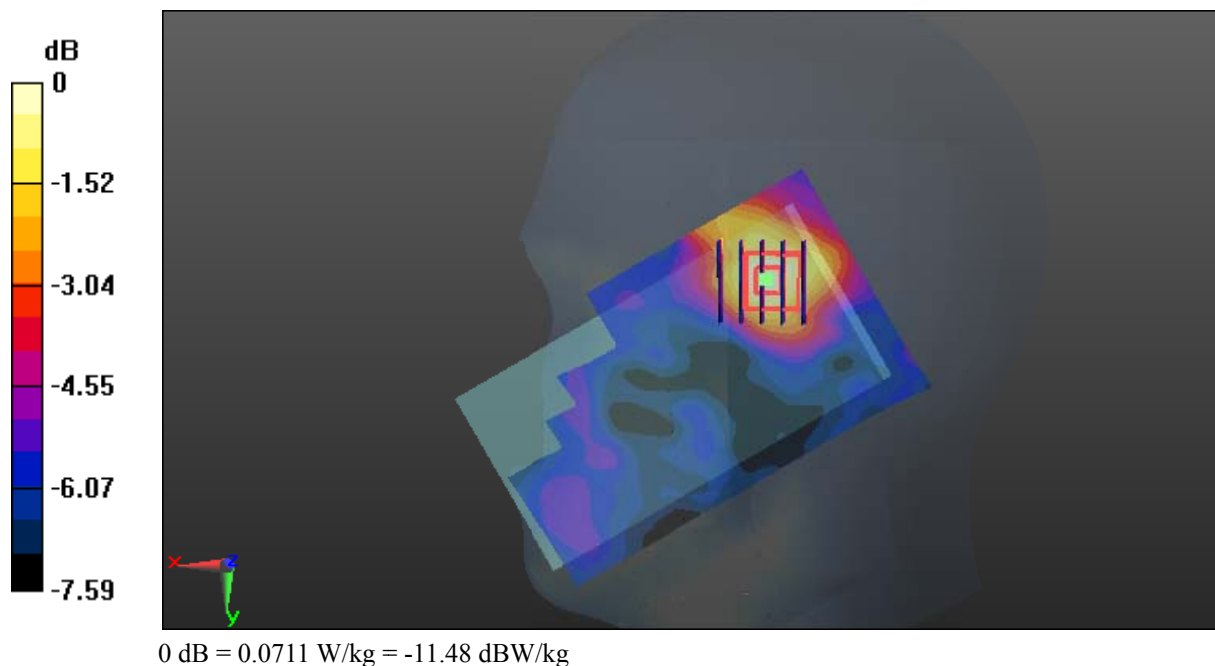
Zoom Scan (5x5x7)/Cube 0: Measurement grid: dx=8mm, dy=8mm, dz=5mm

Reference Value = 3.874 V/m; Power Drift = 0.09 dB

Peak SAR (extrapolated) = 0.0860 W/kg

SAR(1 g) = 0.050 W/kg; SAR(10 g) = 0.032 W/kg

Maximum value of SAR (measured) = 0.0711 W/kg



Test Plot 139#: LTE Band 41_Head Right Tilt_Middle_50%RB**DUT: TD-LTE Digital Mobile Phone; Type: IS740.2; Serial: 18041300121**

Communication System: Generic TDD-LTE; Frequency: 2605 MHz; Duty Cycle: 1:1.58
Medium parameters used: $f = 2605$ MHz; $\sigma = 1.921$ S/m; $\epsilon_r = 39.946$; $\rho = 1000$ kg/m³ ;
Phantom section: Right Section

DASY5 Configuration:

- Probe: EX3DV4 - SN7441; ConvF(7.01, 7.01, 7.01); Calibrated: 2017/11/2;
- Sensor-Surface: 1.4mm (Mechanical Surface Detection)
- Electronics: DAE4 Sn1459; Calibrated: 2017/9/15
- Phantom: SAM (30deg probe tilt) with CRP v5.0_20150321; Type: QD000P40CD; Serial: TP:1874
- Measurement SW: DASY52, Version 52.8 (8);

Area Scan (151x81x1): Interpolated grid: dx=1.200 mm, dy=1.200 mm

Maximum value of SAR (interpolated) = 0.0576 W/kg

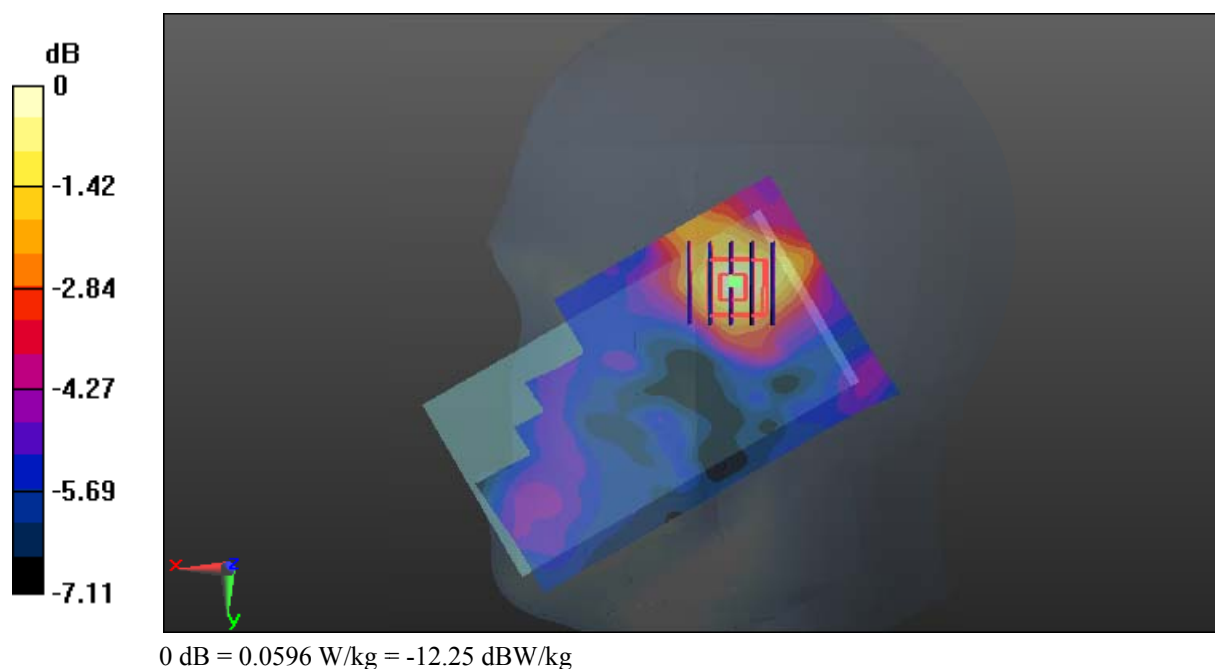
Zoom Scan (5x5x7)/Cube 0: Measurement grid: dx=8mm, dy=8mm, dz=5mm

Reference Value = 3.861 V/m; Power Drift = -0.05 dB

Peak SAR (extrapolated) = 0.0740 W/kg

SAR(1 g) = 0.041 W/kg; SAR(10 g) = 0.027 W/kg

Maximum value of SAR (measured) = 0.0596 W/kg



Test Plot 140#: LTE Band 41_Body Back_Low_1RB**DUT: TD-LTE Digital Mobile Phone; Type: IS740.2; Serial: 18041300121**

Communication System: Generic TDD-LTE; Frequency: 2565 MHz; Duty Cycle: 1:1.58
Medium parameters used: $f = 2565$ MHz; $\sigma = 2.145$ S/m; $\epsilon_r = 52.928$; $\rho = 1000$ kg/m³ ;
Phantom section: Flat Section

DASY5 Configuration:

- Probe: EX3DV4 - SN7441; ConvF(7.1, 7.1, 7.1); Calibrated: 2017/11/2;
- Sensor-Surface: 1.4mm (Mechanical Surface Detection)
- Electronics: DAE4 Sn1459; Calibrated: 2017/9/15
- Phantom: SAM (30deg probe tilt) with CRP v5.0_20150321; Type: QD000P40CD; Serial: TP:1874
- Measurement SW: DASY52, Version 52.8 (8);

Area Scan (91x151x1): Interpolated grid: dx=1.200 mm, dy=1.200 mm

Maximum value of SAR (interpolated) = 1.13 W/kg

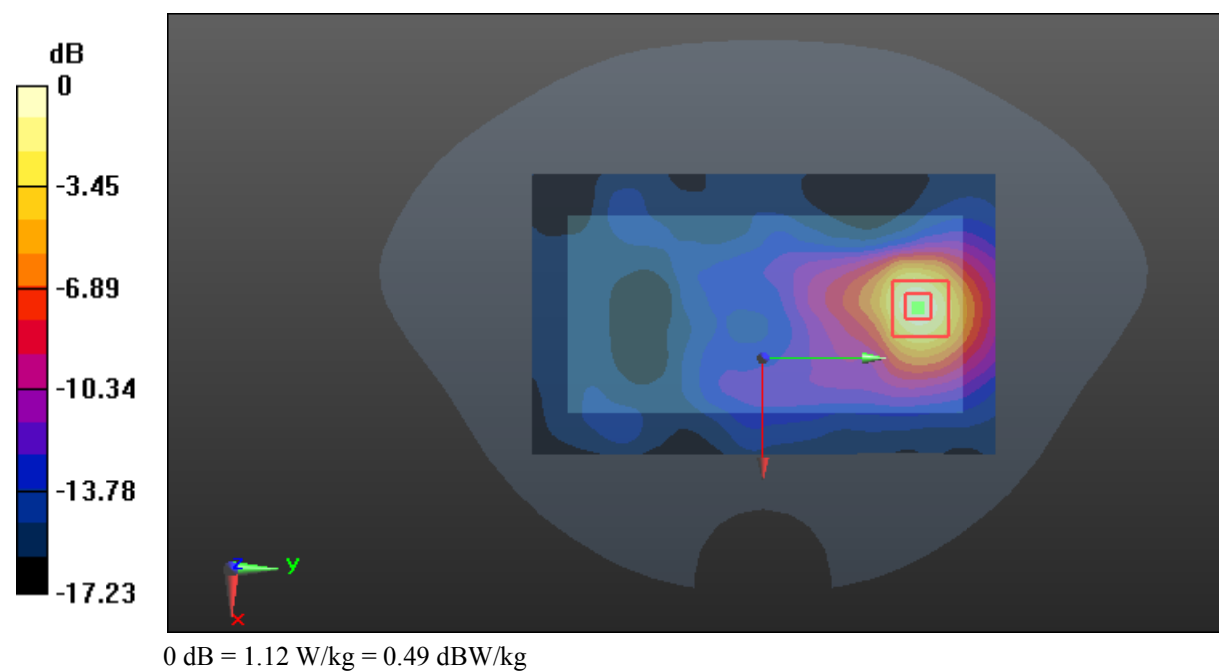
Zoom Scan (5x5x7)/Cube 0: Measurement grid: dx=8mm, dy=8mm, dz=5mm

Reference Value = 3.999 V/m; Power Drift = 0.12 dB

Peak SAR (extrapolated) = 1.47 W/kg

SAR(1 g) = 0.637 W/kg; SAR(10 g) = 0.286 W/kg

Maximum value of SAR (measured) = 1.12 W/kg



Test Plot 141#: LTE Band 41_Body Back_Middle_1RB

DUT: TD-LTE Digital Mobile Phone; Type: IS740.2; Serial: 18041300121

Communication System: Generic TDD-LTE; Frequency: 2605 MHz; Duty Cycle: 1:1.58
 Medium parameters used: $f = 2605$ MHz; $\sigma = 2.196$ S/m; $\epsilon_r = 53.92$; $\rho = 1000$ kg/m³ ;
 Phantom section: Flat Section

DASY5 Configuration:

- Probe: EX3DV4 - SN7441; ConvF(7.1, 7.1, 7.1); Calibrated: 2017/11/2;
- Sensor-Surface: 1.4mm (Mechanical Surface Detection)
- Electronics: DAE4 Sn1459; Calibrated: 2017/9/15
- Phantom: SAM (30deg probe tilt) with CRP v5.0_20150321; Type: QD000P40CD; Serial: TP:1874
- Measurement SW: DASY52, Version 52.8 (8);

Area Scan (91x151x1): Interpolated grid: dx=1.200 mm, dy=1.200 mm

Maximum value of SAR (interpolated) = 1.06 W/kg

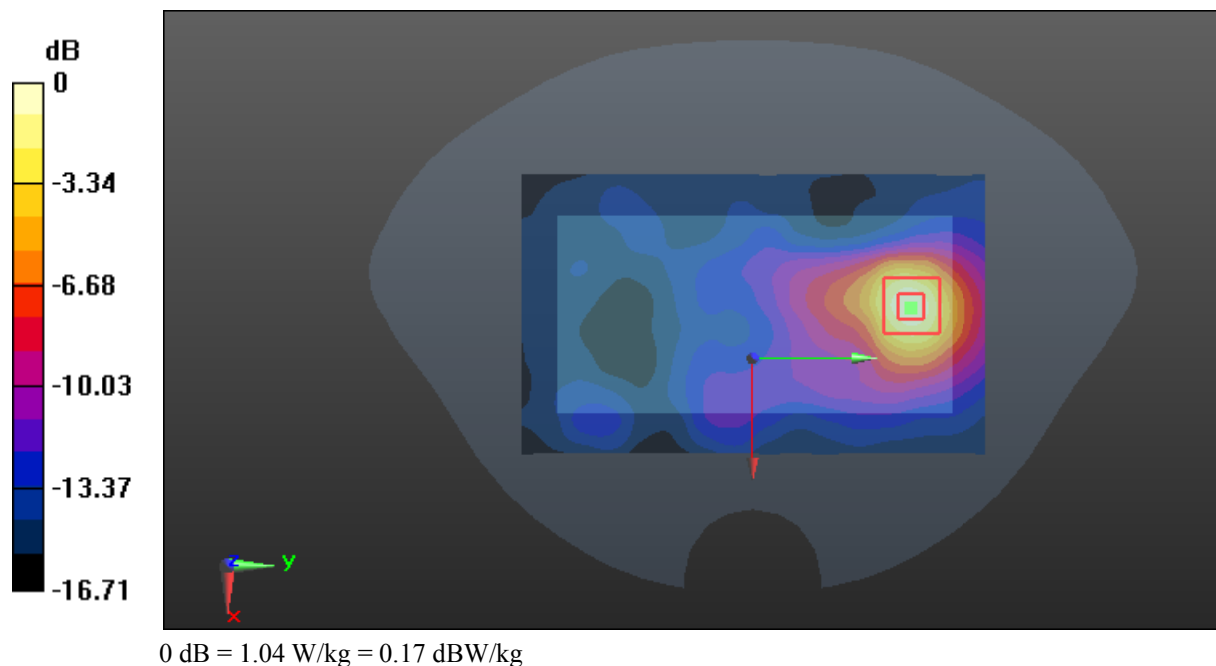
Zoom Scan (5x5x7)/Cube 0: Measurement grid: dx=8mm, dy=8mm, dz=5mm

Reference Value = 4.351 V/m; Power Drift = -0.14 dB

Peak SAR (extrapolated) = 1.39 W/kg

SAR(1 g) = 0.593 W/kg; SAR(10 g) = 0.268 W/kg

Maximum value of SAR (measured) = 1.04 W/kg



Test Plot 142#: LTE Band 41_Body Back_High_1RB**DUT: TD-LTE Digital Mobile Phone; Type: IS740.2; Serial: 18041300121**

Communication System: Generic TDD-LTE; Frequency: 2645 MHz; Duty Cycle: 1:1.58
Medium parameters used: $f = 2645$ MHz; $\sigma = 2.223$ S/m; $\epsilon_r = 50.464$; $\rho = 1000$ kg/m³ ;
Phantom section: Flat Section

DASY5 Configuration:

- Probe: EX3DV4 - SN7441; ConvF(7.1, 7.1, 7.1); Calibrated: 2017/11/2;
- Sensor-Surface: 1.4mm (Mechanical Surface Detection)
- Electronics: DAE4 Sn1459; Calibrated: 2017/9/15
- Phantom: SAM (30deg probe tilt) with CRP v5.0_20150321; Type: QD000P40CD; Serial: TP:1874
- Measurement SW: DASY52, Version 52.8 (8);

Area Scan (91x151x1): Interpolated grid: dx=1.200 mm, dy=1.200 mm

Maximum value of SAR (interpolated) = 0.874 W/kg

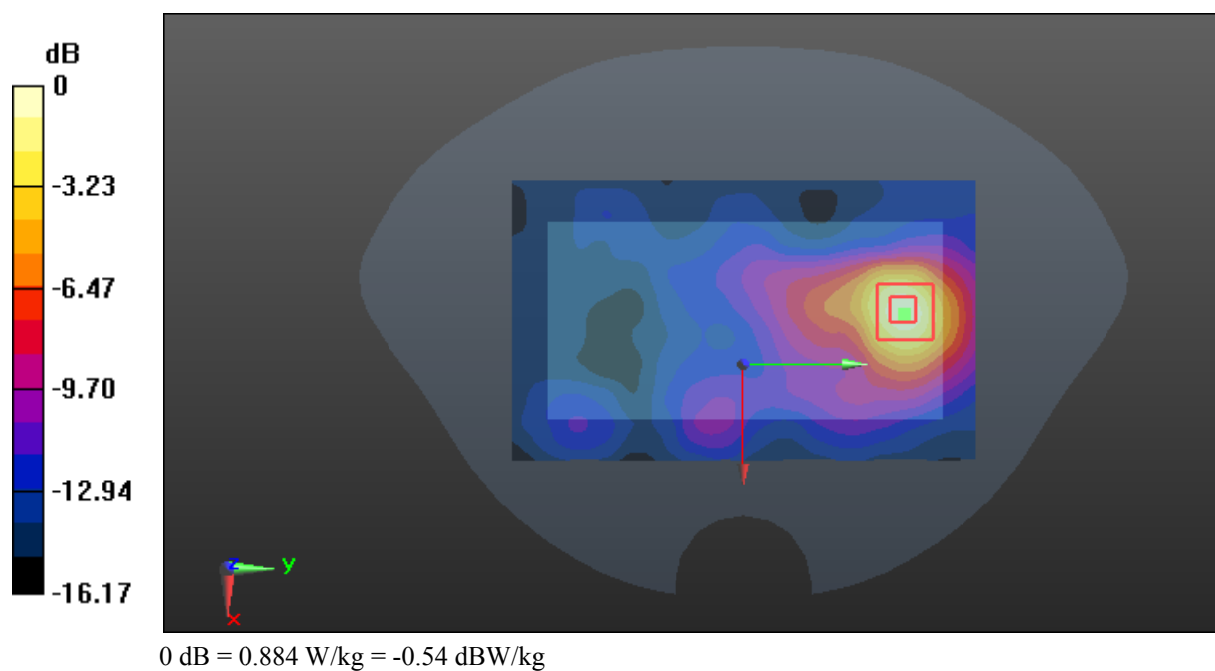
Zoom Scan (5x5x7)/Cube 0: Measurement grid: dx=8mm, dy=8mm, dz=5mm

Reference Value = 4.511 V/m; Power Drift = -0.08 dB

Peak SAR (extrapolated) = 1.19 W/kg

SAR(1 g) = 0.507 W/kg; SAR(10 g) = 0.231 W/kg

Maximum value of SAR (measured) = 0.884 W/kg



Test Plot 143#: LTE Band 41_Body Back_Middle_50%RB

DUT: TD-LTE Digital Mobile Phone; Type: IS740.2; Serial: 18041300121

Communication System: Generic TDD-LTE; Frequency: 2605 MHz; Duty Cycle: 1:1.58
 Medium parameters used: $f = 2605$ MHz; $\sigma = 2.196$ S/m; $\epsilon_r = 53.92$; $\rho = 1000$ kg/m³ ;
 Phantom section: Flat Section

DASY5 Configuration:

- Probe: EX3DV4 - SN7441; ConvF(7.1, 7.1, 7.1); Calibrated: 2017/11/2;
- Sensor-Surface: 1.4mm (Mechanical Surface Detection)
- Electronics: DAE4 Sn1459; Calibrated: 2017/9/15
- Phantom: SAM (30deg probe tilt) with CRP v5.0_20150321; Type: QD000P40CD; Serial: TP:1874
- Measurement SW: DASY52, Version 52.8 (8);

Area Scan (91x151x1): Interpolated grid: dx=1.200 mm, dy=1.200 mm

Maximum value of SAR (interpolated) = 0.692 W/kg

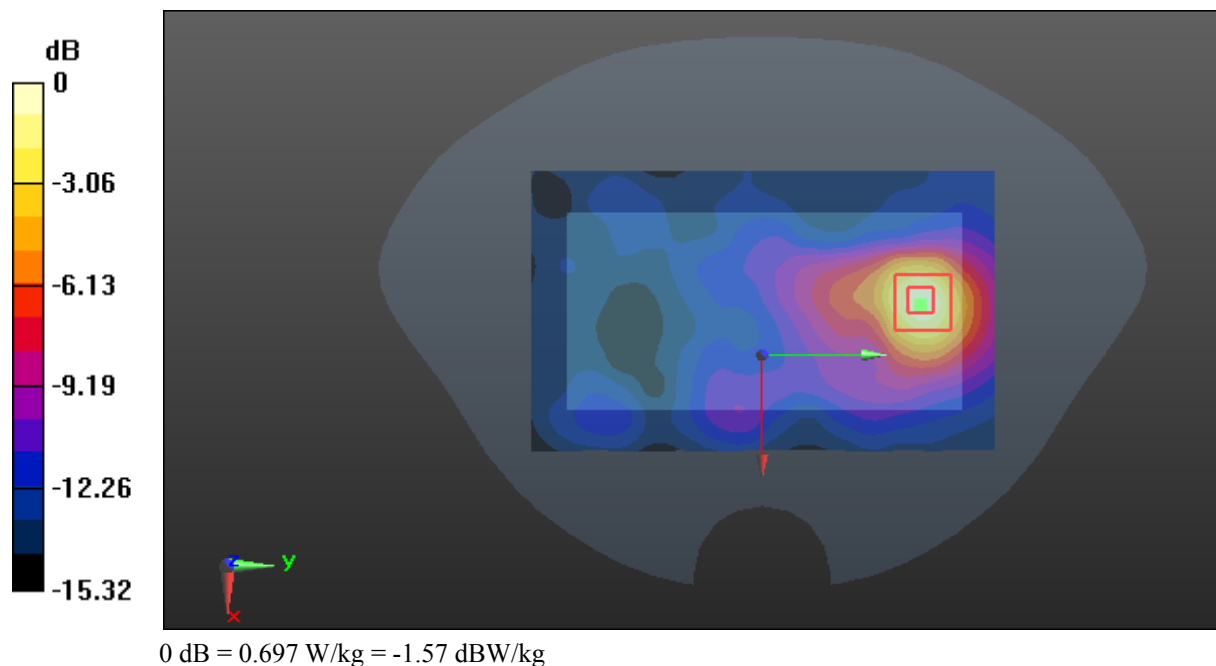
Zoom Scan (5x5x7)/Cube 0: Measurement grid: dx=8mm, dy=8mm, dz=5mm

Reference Value = 4.190 V/m; Power Drift = -0.01 dB

Peak SAR (extrapolated) = 0.943 W/kg

SAR(1 g) = 0.401 W/kg; SAR(10 g) = 0.184 W/kg

Maximum value of SAR (measured) = 0.697 W/kg



Test Plot 144#: LTE Band 41_Body Left_Middle_1RB**DUT: TD-LTE Digital Mobile Phone; Type: IS740.2; Serial: 18041300121**

Communication System: Generic TDD-LTE; Frequency: 2605 MHz; Duty Cycle: 1:1.58
Medium parameters used: $f = 2605$ MHz; $\sigma = 2.196$ S/m; $\epsilon_r = 53.92$; $\rho = 1000$ kg/m³ ;
Phantom section: Flat Section

DASY5 Configuration:

- Probe: EX3DV4 - SN7441; ConvF(7.1, 7.1, 7.1); Calibrated: 2017/11/2;
- Sensor-Surface: 1.4mm (Mechanical Surface Detection)
- Electronics: DAE4 Sn1459; Calibrated: 2017/9/15
- Phantom: SAM (30deg probe tilt) with CRP v5.0_20150321; Type: QD000P40CD; Serial: TP:1874
- Measurement SW: DASY52, Version 52.8 (8);

Area Scan (61x151x1): Interpolated grid: dx=1.200 mm, dy=1.200 mm

Maximum value of SAR (interpolated) = 0.101 W/kg

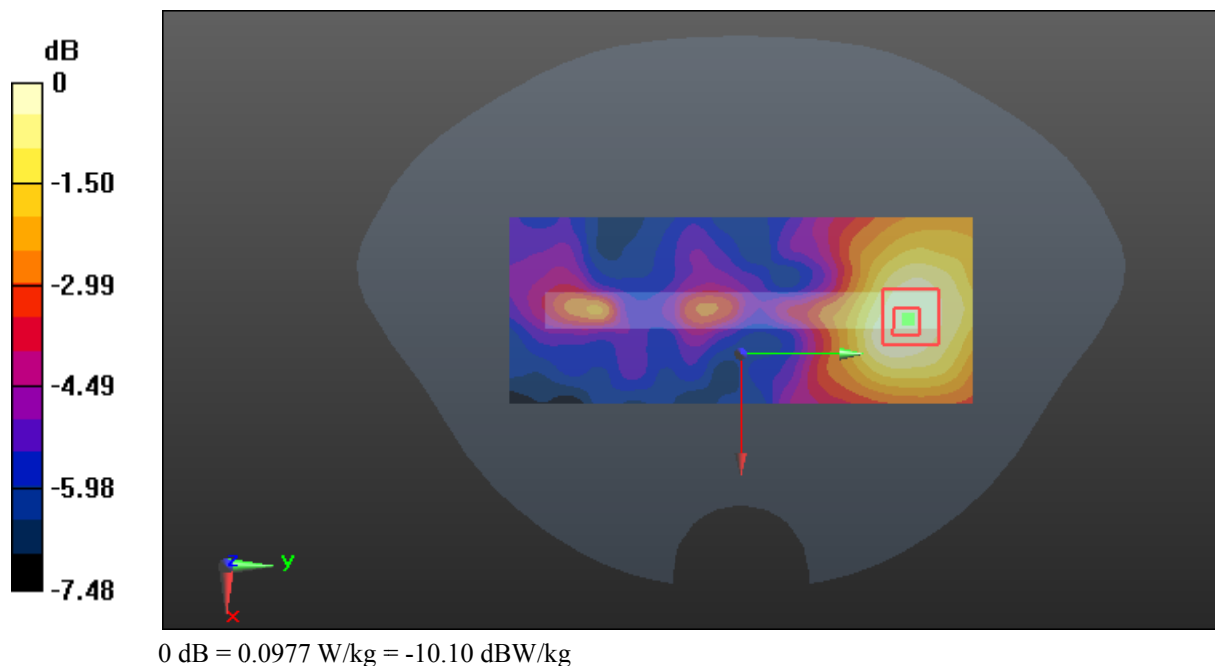
Zoom Scan (5x5x7)/Cube 0: Measurement grid: dx=8mm, dy=8mm, dz=5mm

Reference Value = 3.850 V/m; Power Drift = -0.19 dB

Peak SAR (extrapolated) = 0.120 W/kg

SAR(1 g) = 0.067 W/kg; SAR(10 g) = 0.044 W/kg

Maximum value of SAR (measured) = 0.0977 W/kg



Test Plot 145#: LTE Band 41_Body Left_Middle_50%RB

DUT: TD-LTE Digital Mobile Phone; Type: IS740.2; Serial: 18041300121

Communication System: Generic TDD-LTE; Frequency: 2605 MHz; Duty Cycle: 1:1.58
 Medium parameters used: $f = 2605$ MHz; $\sigma = 2.196$ S/m; $\epsilon_r = 53.92$; $\rho = 1000$ kg/m³ ;
 Phantom section: Flat Section

DASY5 Configuration:

- Probe: EX3DV4 - SN7441; ConvF(7.1, 7.1, 7.1); Calibrated: 2017/11/2;
- Sensor-Surface: 1.4mm (Mechanical Surface Detection)
- Electronics: DAE4 Sn1459; Calibrated: 2017/9/15
- Phantom: SAM (30deg probe tilt) with CRP v5.0_20150321; Type: QD000P40CD; Serial: TP:1874
- Measurement SW: DASY52, Version 52.8 (8);

Area Scan (61x151x1): Interpolated grid: dx=1.200 mm, dy=1.200 mm

Maximum value of SAR (interpolated) = 0.0839 W/kg

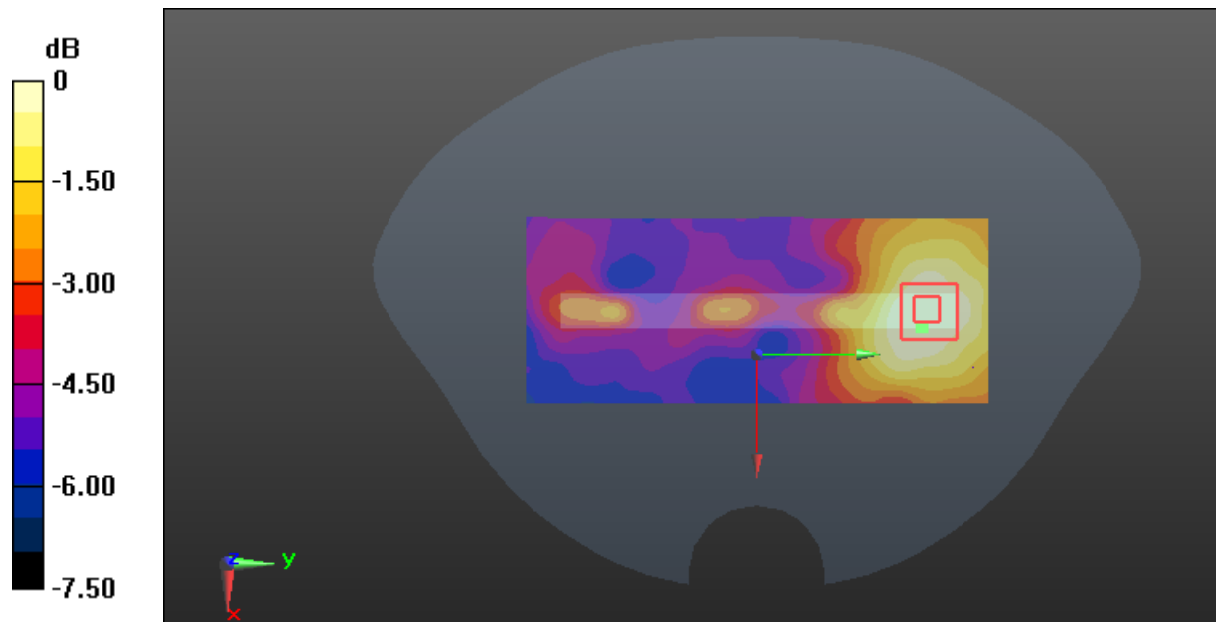
Zoom Scan (6x6x7)/Cube 0: Measurement grid: dx=8mm, dy=8mm, dz=5mm

Reference Value = 3.865 V/m; Power Drift = -0.02 dB

Peak SAR (extrapolated) = 0.0990 W/kg

SAR(1 g) = 0.057 W/kg; SAR(10 g) = 0.039 W/kg

Maximum value of SAR (measured) = 0.0796 W/kg



0 dB = 0.0796 W/kg = -10.99 dBW/kg

Test Plot 146#: LTE Band 41_Body Bottom_Middle_1RB**DUT: TD-LTE Digital Mobile Phone; Type: IS740.2; Serial: 18041300121**

Communication System: Generic TDD-LTE; Frequency: 2605 MHz; Duty Cycle: 1:1.58
Medium parameters used: $f = 2605$ MHz; $\sigma = 2.196$ S/m; $\epsilon_r = 53.92$; $\rho = 1000$ kg/m³ ;
Phantom section: Flat Section

DASY5 Configuration:

- Probe: EX3DV4 - SN7441; ConvF(7.1, 7.1, 7.1); Calibrated: 2017/11/2;
- Sensor-Surface: 1.4mm (Mechanical Surface Detection)
- Electronics: DAE4 Sn1459; Calibrated: 2017/9/15
- Phantom: SAM (30deg probe tilt) with CRP v5.0_20150321; Type: QD000P40CD; Serial: TP:1874
- Measurement SW: DASY52, Version 52.8 (8);

Area Scan (61x101x1): Interpolated grid: dx=1.200 mm, dy=1.200 mm

Maximum value of SAR (interpolated) = 0.760 W/kg

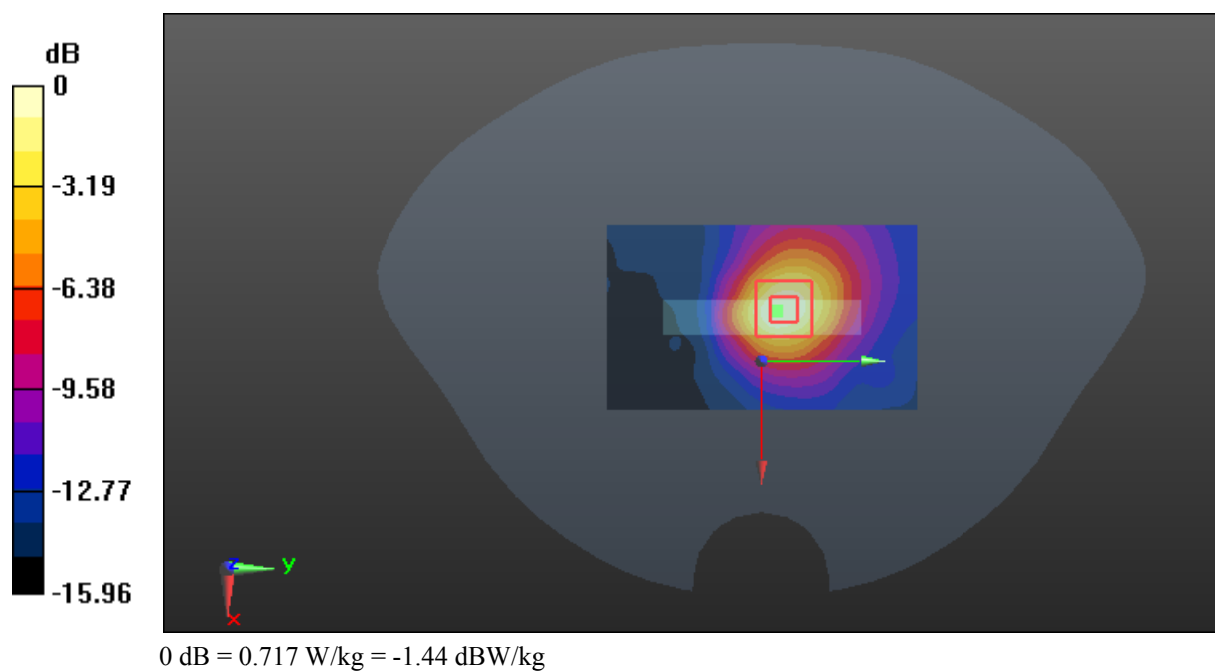
Zoom Scan (5x5x7)/Cube 0: Measurement grid: dx=8mm, dy=8mm, dz=5mm

Reference Value = 13.09 V/m; Power Drift = -0.11 dB

Peak SAR (extrapolated) = 0.981 W/kg

SAR(1 g) = 0.418 W/kg; SAR(10 g) = 0.195 W/kg

Maximum value of SAR (measured) = 0.717 W/kg



Test Plot 147#: LTE Band 41_Body Bottom_Middle_50%RB**DUT: TD-LTE Digital Mobile Phone; Type: IS740.2; Serial: 18041300121**

Communication System: Generic TDD-LTE; Frequency: 2605 MHz; Duty Cycle: 1:1.58
Medium parameters used: $f = 2605$ MHz; $\sigma = 2.196$ S/m; $\epsilon_r = 53.92$; $\rho = 1000$ kg/m³ ;
Phantom section: Flat Section

DASY5 Configuration:

- Probe: EX3DV4 - SN7441; ConvF(7.1, 7.1, 7.1); Calibrated: 2017/11/2;
- Sensor-Surface: 1.4mm (Mechanical Surface Detection)
- Electronics: DAE4 Sn1459; Calibrated: 2017/9/15
- Phantom: SAM (30deg probe tilt) with CRP v5.0_20150321; Type: QD000P40CD; Serial: TP:1874
- Measurement SW: DASY52, Version 52.8 (8);

Area Scan (61x101x1): Interpolated grid: dx=1.200 mm, dy=1.200 mm

Maximum value of SAR (interpolated) = 0.614 W/kg

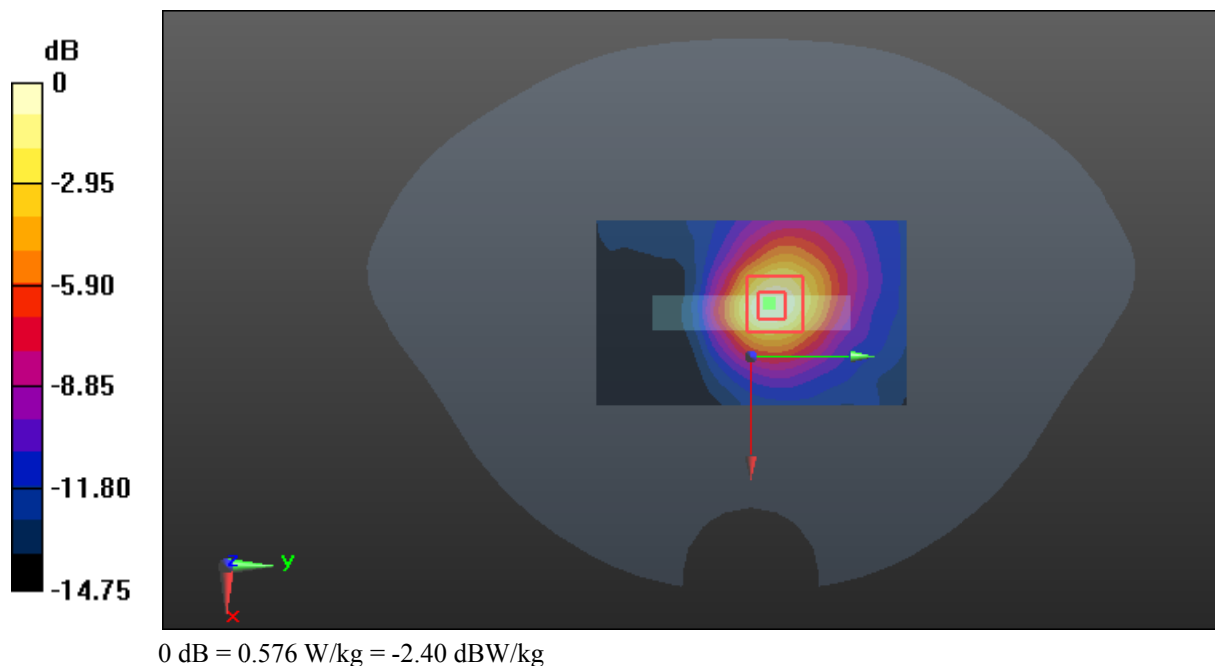
Zoom Scan (5x5x7)/Cube 0: Measurement grid: dx=8mm, dy=8mm, dz=5mm

Reference Value = 11.53 V/m; Power Drift = -0.10 dB

Peak SAR (extrapolated) = 0.776 W/kg

SAR(1 g) = 0.333 W/kg; SAR(10 g) = 0.158 W/kg

Maximum value of SAR (measured) = 0.576 W/kg



Test Plot 148#: WALN 2.4G_Head Left Cheek _Low**DUT: TD-LTE Digital Mobile Phone; Type: IS740.2; Serial: 18041300121**

Communication System: IEEE 802.11b WiFi 2.4 GHz; Frequency: 2412 MHz; Duty Cycle: 1:1

Medium parameters used: $f = 2412$ MHz; $\sigma = 1.821$ S/m; $\epsilon_r = 39.023$; $\rho = 1000$ kg/m³

Phantom section: Left Section

DASY5 Configuration:

- Probe: EX3DV4 - SN7441; ConvF(7.34, 7.34, 7.34); Calibrated: 2017/11/2;
- Sensor-Surface: 1.4mm (Mechanical Surface Detection)
- Electronics: DAE4 Sn1459; Calibrated: 2017/9/15
- Phantom: SAM (30deg probe tilt) with CRP v5.0_20150321; Type: QD000P40CD; Serial: TP:1874
- Measurement SW: DASY52, Version 52.8 (8);

Area Scan (151x81x1): Interpolated grid: dx=1.200 mm, dy=1.200 mm

Maximum value of SAR (interpolated) = 0.516 W/kg

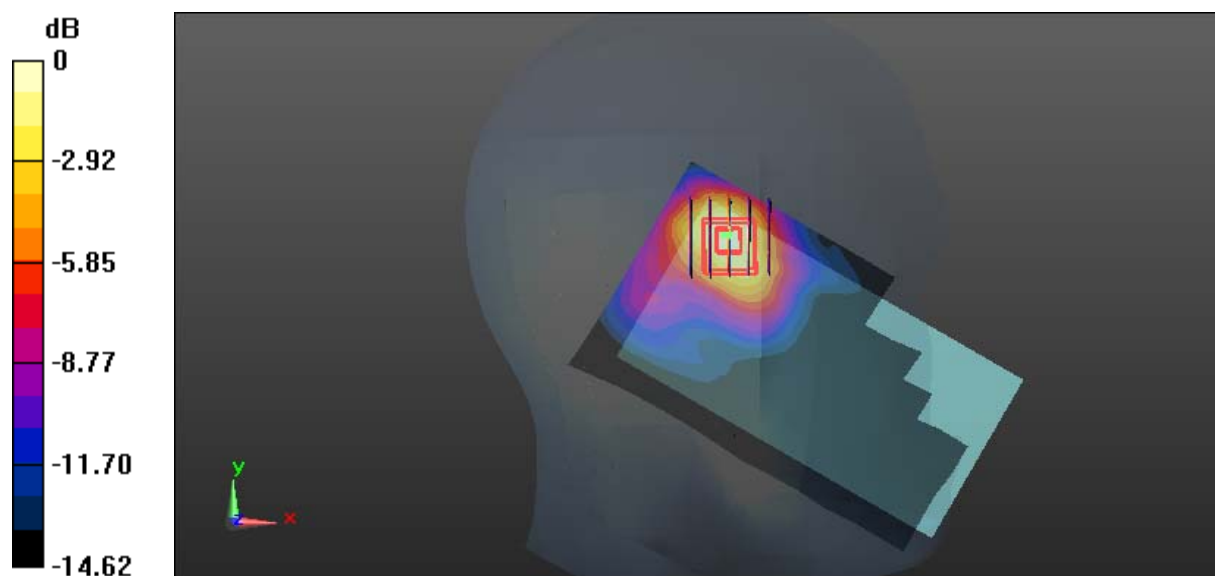
Zoom Scan (5x5x7)/Cube 0: Measurement grid: dx=8mm, dy=8mm, dz=5mm

Reference Value = 6.185 V/m; Power Drift = -0.08 dB

Peak SAR (extrapolated) = 0.741 W/kg

SAR(1 g) = 0.355 W/kg; SAR(10 g) = 0.179 W/kg

Maximum value of SAR (measured) = 0.583 W/kg



0 dB = 0.583 W/kg = -2.34 dBW/kg

Test Plot 149#: WALN 2.4G_Head Left Cheek _Middle**DUT: TD-LTE Digital Mobile Phone; Type: IS740.2; Serial: 18041300121**

Communication System: IEEE 802.11b WiFi 2.4 GHz; Frequency: 2442 MHz; Duty Cycle: 1:1

Medium parameters used: $f = 2442$ MHz; $\sigma = 1.793$ S/m; $\epsilon_r = 40.234$; $\rho = 1000$ kg/m³

Phantom section: Left Section

DASY5 Configuration:

- Probe: EX3DV4 - SN7441; ConvF(7.34, 7.34, 7.34); Calibrated: 2017/11/2;
- Sensor-Surface: 1.4mm (Mechanical Surface Detection)
- Electronics: DAE4 Sn1459; Calibrated: 2017/9/15
- Phantom: SAM (30deg probe tilt) with CRP v5.0_20150321; Type: QD000P40CD; Serial: TP:1874
- Measurement SW: DASY52, Version 52.8 (8);

Area Scan (151x81x1): Interpolated grid: dx=1.200 mm, dy=1.200 mm

Maximum value of SAR (interpolated) = 0.665 W/kg

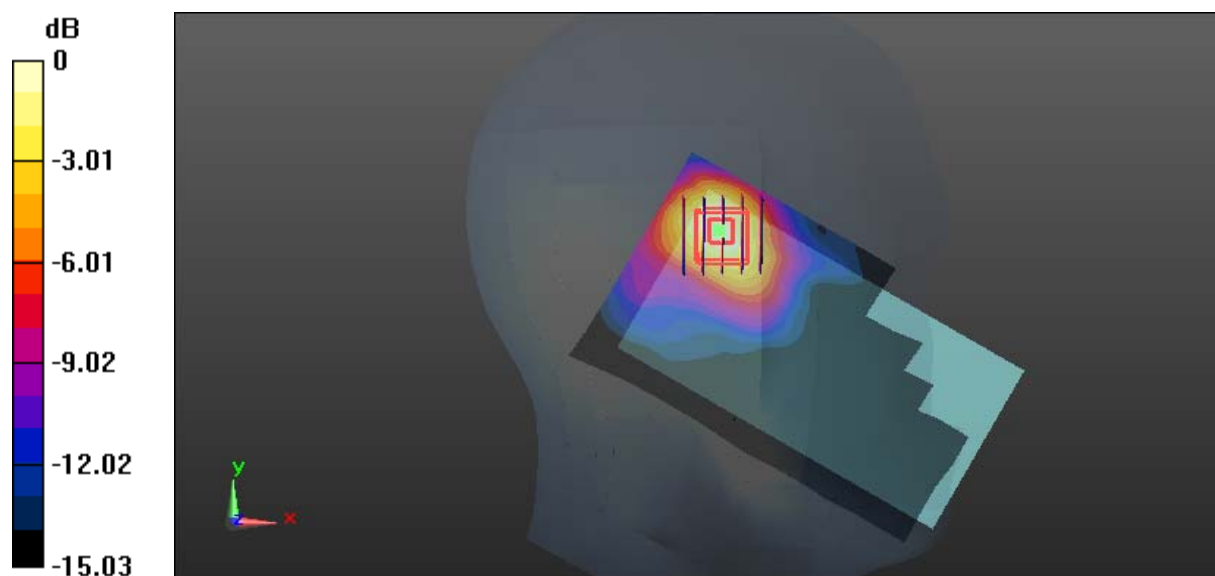
Zoom Scan (5x5x7)/Cube 0: Measurement grid: dx=8mm, dy=8mm, dz=5mm

Reference Value = 6.286 V/m; Power Drift = 0.07 dB

Peak SAR (extrapolated) = 0.911 W/kg

SAR(1 g) = 0.451 W/kg; SAR(10 g) = 0.231 W/kg

Maximum value of SAR (measured) = 0.697 W/kg



0 dB = 0.697 W/kg = -1.57 dBW/kg

Test Plot 150#: WALN 2.4G_Head Left Cheek _High

DUT: TD-LTE Digital Mobile Phone; Type: IS740.2; Serial: 18041300121

Communication System: IEEE 802.11b WiFi 2.4 GHz; Frequency: 2462 MHz;Duty Cycle: 1:1

Medium parameters used: $f = 2462 \text{ MHz}$; $\sigma = 1.735 \text{ S/m}$; $\epsilon_r = 38.786$; $\rho = 1000 \text{ kg/m}^3$

Phantom section: Left Section

DASY5 Configuration:

- Probe: EX3DV4 - SN7441; ConvF(7.34, 7.34, 7.34); Calibrated: 2017/11/2;
- Sensor-Surface: 1.4mm (Mechanical Surface Detection)
- Electronics: DAE4 Sn1459;Calibrated: 2017/9/15
- Phantom: SAM (30deg probe tilt) with CRP v5.0_20150321; Type: QD000P40CD; Serial: TP:1874
- Measurement SW: DASY52, Version 52.8 (8);

Area Scan (151x81x1): Interpolated grid: $dx=1.200 \text{ mm}$, $dy=1.200 \text{ mm}$

Maximum value of SAR (interpolated) = 0.384 W/kg

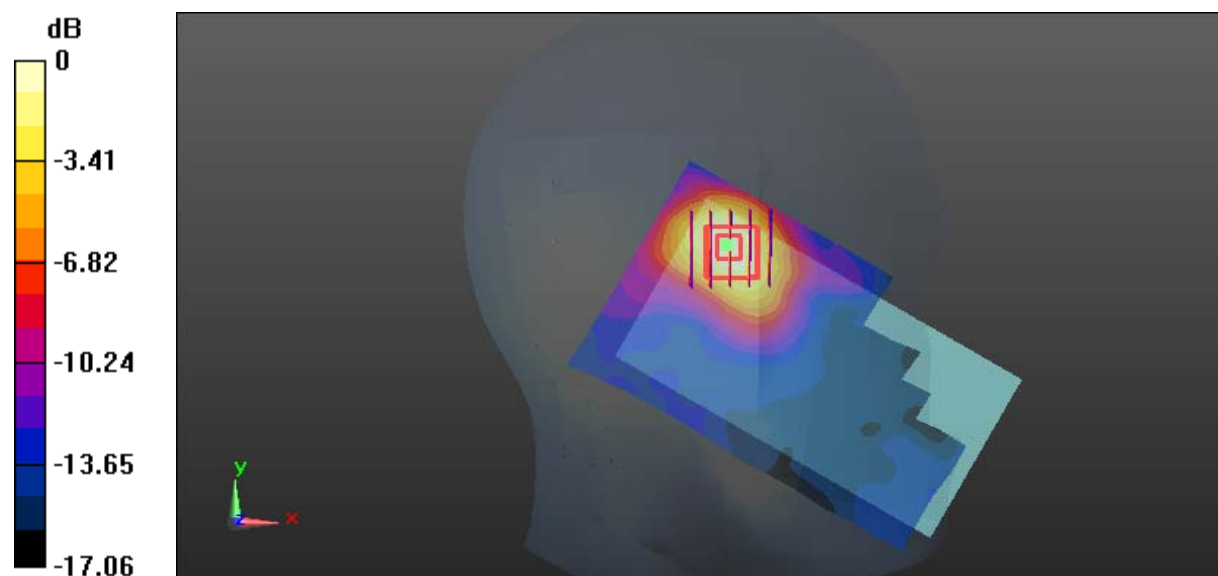
Zoom Scan (5x5x7)/Cube 0: Measurement grid: $dx=8\text{mm}$, $dy=8\text{mm}$, $dz=5\text{mm}$

Reference Value = 4.380 V/m; Power Drift = 0.05 dB

Peak SAR (extrapolated) = 0.481 W/kg

SAR(1 g) = 0.241 W/kg; SAR(10 g) = 0.127 W/kg

Maximum value of SAR (measured) = 0.379 W/kg



0 dB = 0.379 W/kg = -4.21 dBW/kg

Test Plot 151#: WALN 2.4G_Head Left Tilt _Middle

DUT: TD-LTE Digital Mobile Phone; Type: IS740.2; Serial: 18041300121

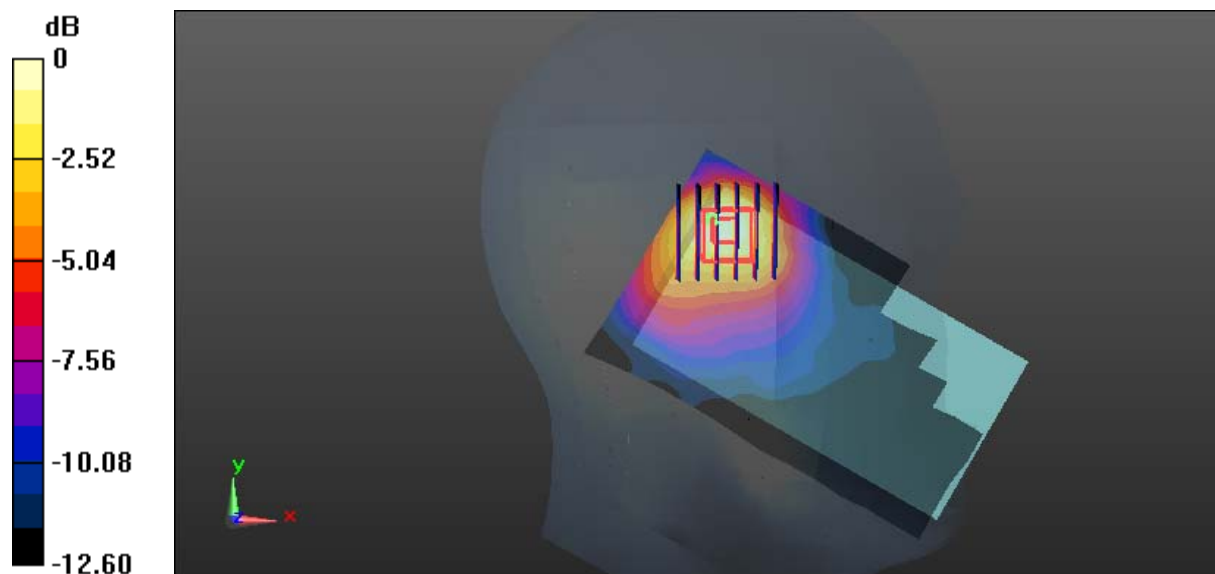
Communication System: IEEE 802.11b WiFi 2.4 GHz; Frequency: 2442 MHz; Duty Cycle: 1:1
 Medium parameters used: $f = 2442 \text{ MHz}$; $\sigma = 1.793 \text{ S/m}$; $\epsilon_r = 40.234$; $\rho = 1000 \text{ kg/m}^3$
 Phantom section: Left Section

DASY5 Configuration:

- Probe: EX3DV4 - SN7441; ConvF(7.34, 7.34, 7.34); Calibrated: 2017/11/2;
- Sensor-Surface: 1.4mm (Mechanical Surface Detection)
- Electronics: DAE4 Sn1459; Calibrated: 2017/9/15
- Phantom: SAM (30deg probe tilt) with CRP v5.0_20150321; Type: QD000P40CD; Serial: TP:1874
- Measurement SW: DASY52, Version 52.8 (8);

Area Scan (151x81x1): Interpolated grid: $dx=1.200 \text{ mm}$, $dy=1.200 \text{ mm}$
 Maximum value of SAR (interpolated) = 0.335 W/kg

Zoom Scan (6x6x7)/Cube 0: Measurement grid: $dx=8\text{mm}$, $dy=8\text{mm}$, $dz=5\text{mm}$
 Reference Value = 7.544 V/m; Power Drift = -0.04 dB
 Peak SAR (extrapolated) = 0.419 W/kg
SAR(1 g) = 0.218 W/kg; SAR(10 g) = 0.120 W/kg
 Maximum value of SAR (measured) = 0.325 W/kg



0 dB = 0.325 W/kg = -4.88 dBW/kg

Test Plot 152#: WALN 2.4G_Head Right Cheek _Middle

DUT: TD-LTE Digital Mobile Phone; Type: IS740.2; Serial: 18041300121

Communication System: IEEE 802.11b WiFi 2.4 GHz; Frequency: 2442 MHz;Duty Cycle: 1:1

Medium parameters used: $f = 2442$ MHz; $\sigma = 1.793$ S/m; $\epsilon_r = 40.234$; $\rho = 1000$ kg/m³

Phantom section: Right Section

DASY5 Configuration:

- Probe: EX3DV4 - SN7441; ConvF(7.34, 7.34, 7.34); Calibrated: 2017/11/2;
- Sensor-Surface: 1.4mm (Mechanical Surface Detection)
- Electronics: DAE4 Sn1459;Calibrated: 2017/9/15
- Phantom: SAM (30deg probe tilt) with CRP v5.0_20150321; Type: QD000P40CD; Serial: TP:1874
- Measurement SW: DASY52, Version 52.8 (8);

Area Scan (151x81x1): Interpolated grid: dx=1.200 mm, dy=1.200 mm

Maximum value of SAR (interpolated) = 0.396 W/kg


Zoom Scan (5x5x7)/Cube 0: Measurement grid: dx=8mm, dy=8mm, dz=5mm

Reference Value = 8.699 V/m; Power Drift = -0.02 dB

Peak SAR (extrapolated) = 0.472 W/kg

SAR(1 g) = 0.253 W/kg; SAR(10 g) = 0.138 W/kg

Maximum value of SAR (measured) = 0.364 W/kg



0 dB = 0.364 W/kg = -4.39 dBW/kg

Test Plot 153#: WALN 2.4G_Head Right Tilt _Middle

DUT: TD-LTE Digital Mobile Phone; Type: IS740.2; Serial: 18041300121

Communication System: IEEE 802.11b WiFi 2.4 GHz; Frequency: 2442 MHz; Duty Cycle: 1:1

Medium parameters used: $f = 2442 \text{ MHz}$; $\sigma = 1.793 \text{ S/m}$; $\epsilon_r = 40.234$; $\rho = 1000 \text{ kg/m}^3$

Phantom section: Right Section

DASY5 Configuration:

- Probe: EX3DV4 - SN7441; ConvF(7.34, 7.34, 7.34); Calibrated: 2017/11/2;
- Sensor-Surface: 1.4mm (Mechanical Surface Detection)
- Electronics: DAE4 Sn1459; Calibrated: 2017/9/15
- Phantom: SAM (30deg probe tilt) with CRP v5.0_20150321; Type: QD000P40CD; Serial: TP:1874
- Measurement SW: DASY52, Version 52.8 (8);

Area Scan (151x81x1): Interpolated grid: $dx=1.200 \text{ mm}$, $dy=1.200 \text{ mm}$

Maximum value of SAR (interpolated) = 0.245 W/kg


Zoom Scan (6x6x7)/Cube 0: Measurement grid: $dx=8\text{mm}$, $dy=8\text{mm}$, $dz=5\text{mm}$

Reference Value = 8.258 V/m; Power Drift = 0.13 dB

Peak SAR (extrapolated) = 0.299 W/kg

SAR(1 g) = 0.169 W/kg; SAR(10 g) = 0.095 W/kg

Maximum value of SAR (measured) = 0.248 W/kg



0 dB = 0.248 W/kg = -6.06 dBW/kg

Test Plot 154#: WALN 2.4G_Body Back _Low

DUT: TD-LTE Digital Mobile Phone; Type: IS740.2; Serial: 18041300121

Communication System: IEEE 802.11b WiFi 2.4 GHz; Frequency: 2412 MHz;Duty Cycle: 1:1

Medium parameters used: $f = 2412$ MHz; $\sigma = 1.915$ S/m; $\epsilon_r = 52.652$; $\rho = 1000$ kg/m³

Phantom section: Flat Section

DASY5 Configuration:

- Probe: EX3DV4 - SN7441; ConvF(7.4, 7.4, 7.4); Calibrated: 2017/11/2;
- Sensor-Surface: 1.4mm (Mechanical Surface Detection)
- Electronics: DAE4 Sn1459;Calibrated: 2017/9/15
- Phantom: SAM (30deg probe tilt) with CRP v5.0_20150321; Type: QD000P40CD; Serial: TP:1874
- Measurement SW: DASY52, Version 52.8 (8);

Area Scan (91x151x1): Interpolated grid: dx=1.200 mm, dy=1.200 mm

Maximum value of SAR (interpolated) = 0.133 W/kg

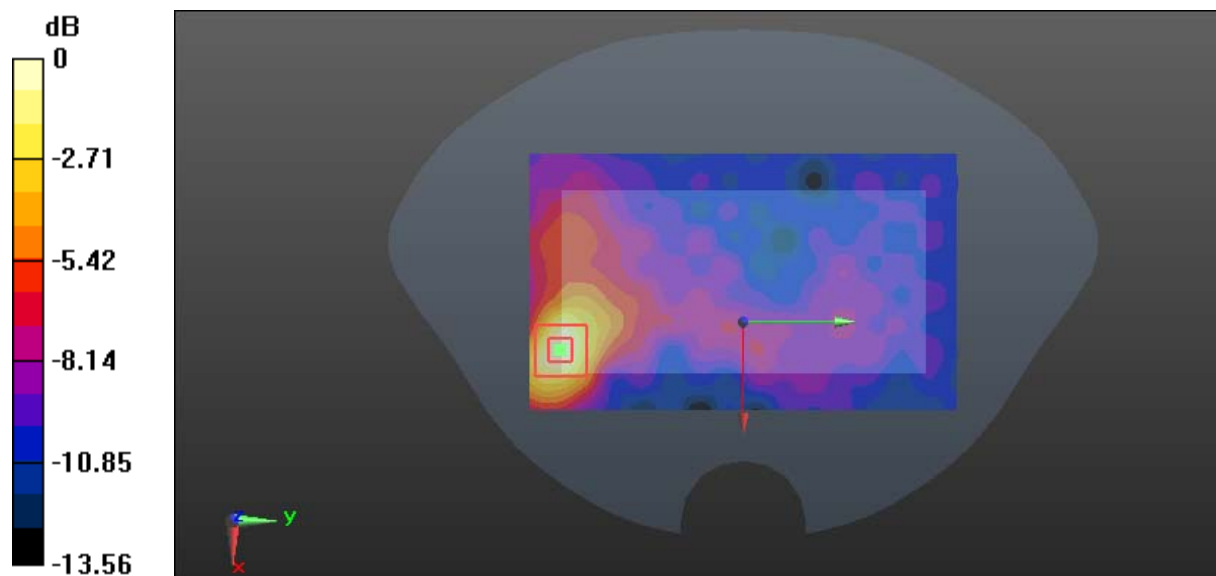
Zoom Scan (5x5x7)/Cube 0: Measurement grid: dx=8mm, dy=8mm, dz=5mm

Reference Value = 2.074 V/m; Power Drift = 0.07 dB

Peak SAR (extrapolated) = 0.168 W/kg

SAR(1 g) = 0.079 W/kg; SAR(10 g) = 0.038 W/kg

Maximum value of SAR (measured) = 0.133 W/kg



0 dB = 0.133 W/kg = -8.76 dBW/kg

Test Plot 155#: WALN 2.4G_Body Back _Middle

DUT: TD-LTE Digital Mobile Phone; Type: IS740.2; Serial: 18041300121

Communication System: IEEE 802.11b WiFi 2.4 GHz; Frequency: 2442 MHz; Duty Cycle: 1:1

Medium parameters used: $f = 2442 \text{ MHz}$; $\sigma = 2.006 \text{ S/m}$; $\epsilon_r = 54.442$; $\rho = 1000 \text{ kg/m}^3$

Phantom section: Flat Section

DASY5 Configuration:

- Probe: EX3DV4 - SN7441; ConvF(7.4, 7.4, 7.4); Calibrated: 2017/11/2;
- Sensor-Surface: 1.4mm (Mechanical Surface Detection)
- Electronics: DAE4 Sn1459; Calibrated: 2017/9/15
- Phantom: SAM (30deg probe tilt) with CRP v5.0_20150321; Type: QD000P40CD; Serial: TP:1874
- Measurement SW: DASY52, Version 52.8 (8);

Area Scan (91x151x1): Interpolated grid: $dx=1.200 \text{ mm}$, $dy=1.200 \text{ mm}$

Maximum value of SAR (interpolated) = 0.208 W/kg

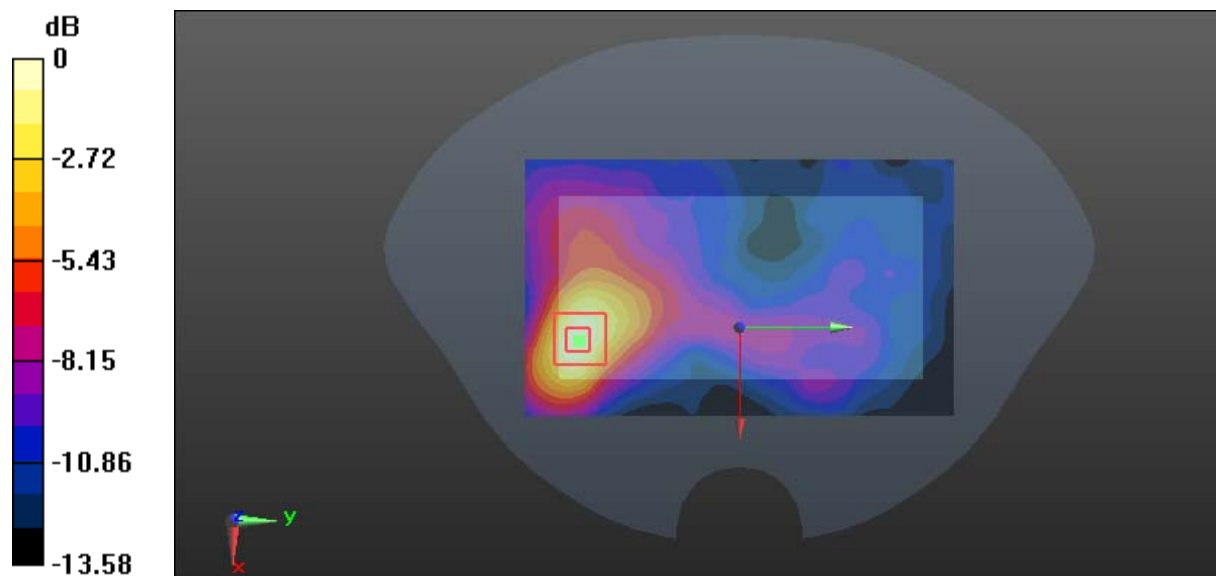
Zoom Scan (5x5x7)/Cube 0: Measurement grid: $dx=8\text{mm}$, $dy=8\text{mm}$, $dz=5\text{mm}$

Reference Value = 2.739 V/m; Power Drift = -0.05 dB

Peak SAR (extrapolated) = 0.256 W/kg

SAR(1 g) = 0.133 W/kg; SAR(10 g) = 0.069 W/kg

Maximum value of SAR (measured) = 0.211 W/kg



0 dB = 0.211 W/kg = -6.76 dBW/kg

Test Plot 156#: WALN 2.4G_Body Back _High

DUT: TD-LTE Digital Mobile Phone; Type: IS740.2; Serial: 18041300121

Communication System: IEEE 802.11b WiFi 2.4 GHz; Frequency: 2462 MHz;Duty Cycle: 1:1

Medium parameters used: $f = 2462$ MHz; $\sigma = 1.96$ S/m; $\epsilon_r = 52.409$; $\rho = 1000$ kg/m³

Phantom section: Flat Section

DASY5 Configuration:

- Probe: EX3DV4 - SN7441; ConvF(7.4, 7.4, 7.4); Calibrated: 2017/11/2;
- Sensor-Surface: 1.4mm (Mechanical Surface Detection)
- Electronics: DAE4 Sn1459;Calibrated: 2017/9/15
- Phantom: SAM (30deg probe tilt) with CRP v5.0_20150321; Type: QD000P40CD; Serial: TP:1874
- Measurement SW: DASY52, Version 52.8 (8);

Area Scan (91x151x1): Interpolated grid: dx=1.200 mm, dy=1.200 mm

Maximum value of SAR (interpolated) = 0.0825 W/kg

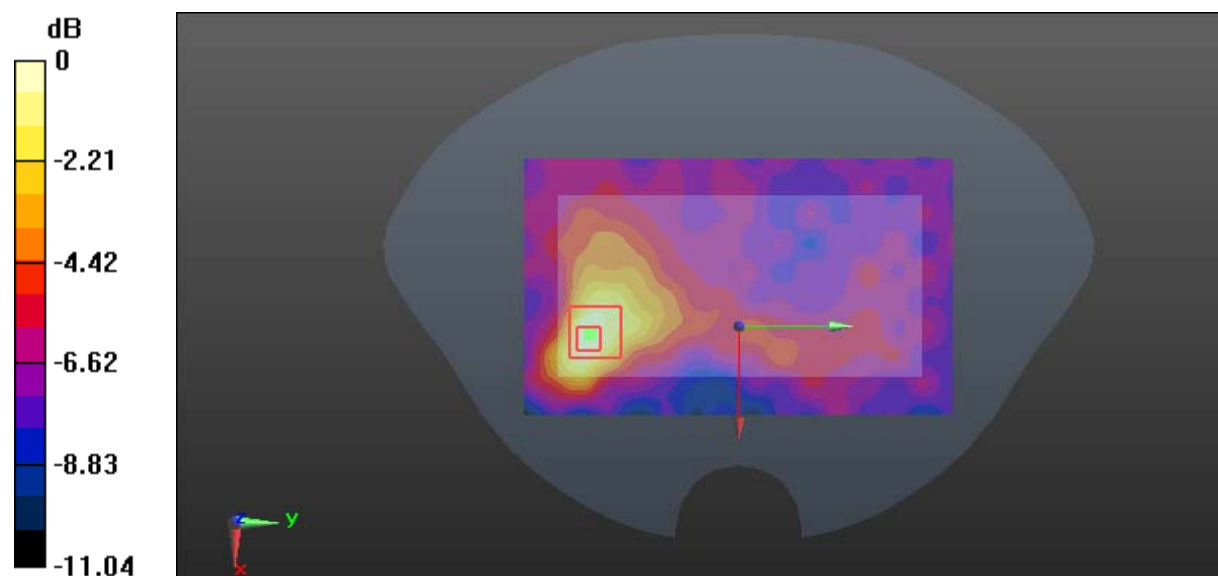
Zoom Scan (5x5x7)/Cube 0: Measurement grid: dx=8mm, dy=8mm, dz=5mm

Reference Value = 2.566 V/m; Power Drift = -0.06 dB

Peak SAR (extrapolated) = 0.101 W/kg

SAR(1 g) = 0.047 W/kg; SAR(10 g) = 0.026 W/kg

Maximum value of SAR (measured) = 0.0780 W/kg



0 dB = 0.0780 W/kg = -11.08 dBW/kg

Test Plot 157#: WALN 2.4G_Body Right _Middle**DUT: TD-LTE Digital Mobile Phone; Type: IS740.2; Serial: 18041300121**

Communication System: IEEE 802.11b WiFi 2.4 GHz; Frequency: 2442 MHz; Duty Cycle: 1:1

Medium parameters used: $f = 2442$ MHz; $\sigma = 2.006$ S/m; $\epsilon_r = 54.442$; $\rho = 1000$ kg/m³

Phantom section: Flat Section

DASY5 Configuration:

- Probe: EX3DV4 - SN7441; ConvF(7.4, 7.4, 7.4); Calibrated: 2017/11/2;
- Sensor-Surface: 1.4mm (Mechanical Surface Detection)
- Electronics: DAE4 Sn1459; Calibrated: 2017/9/15
- Phantom: SAM (30deg probe tilt) with CRP v5.0_20150321; Type: QD000P40CD; Serial: TP:1874
- Measurement SW: DASY52, Version 52.8 (8);

Area Scan (61x151x1): Interpolated grid: dx=1.200 mm, dy=1.200 mm

Maximum value of SAR (interpolated) = 0.114 W/kg

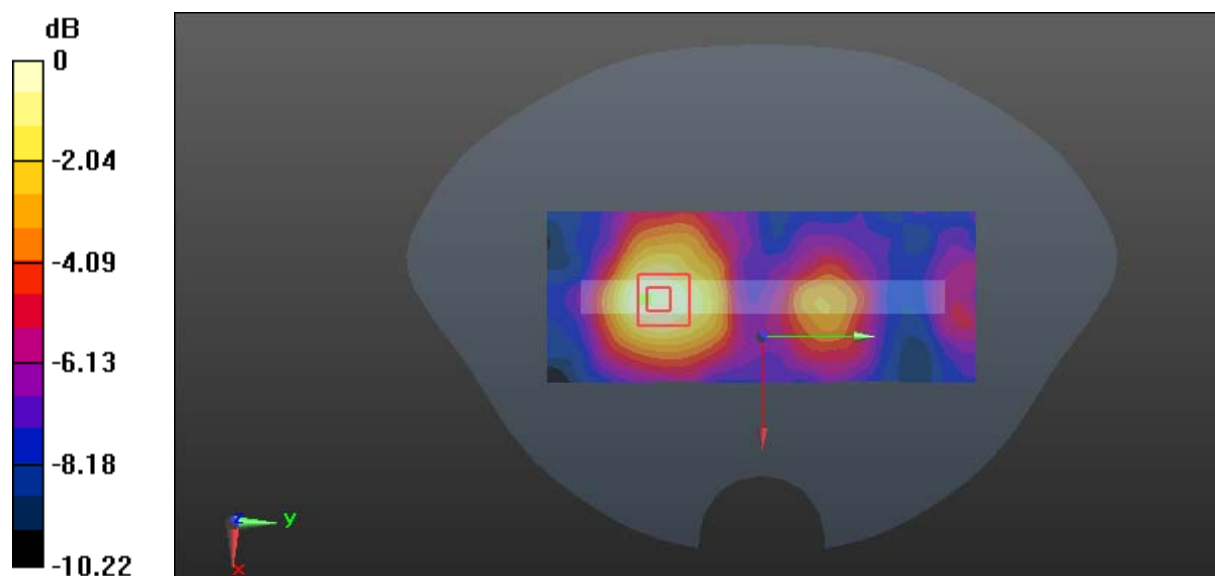
Zoom Scan (5x6x7)/Cube 0: Measurement grid: dx=8mm, dy=8mm, dz=5mm

Reference Value = 3.281 V/m; Power Drift = -0.17 dB

Peak SAR (extrapolated) = 0.131 W/kg

SAR(1 g) = 0.073 W/kg; SAR(10 g) = 0.044 W/kg

Maximum value of SAR (measured) = 0.108 W/kg



0 dB = 0.108 W/kg = -9.67 dBW/kg

Test Plot 158#: WALN 2.4G_Body Bottom _Middle

DUT: TD-LTE Digital Mobile Phone; Type: IS740.2; Serial: 18041300121

Communication System: IEEE 802.11b WiFi 2.4 GHz; Frequency: 2442 MHz; Duty Cycle: 1:1

Medium parameters used: $f = 2442$ MHz; $\sigma = 2.006$ S/m; $\epsilon_r = 54.442$; $\rho = 1000$ kg/m³

Phantom section: Flat Section

DASY5 Configuration:

- Probe: EX3DV4 - SN7441; ConvF(7.4, 7.4, 7.4); Calibrated: 2017/11/2;
- Sensor-Surface: 1.4mm (Mechanical Surface Detection)
- Electronics: DAE4 Sn1459; Calibrated: 2017/9/15
- Phantom: SAM (30deg probe tilt) with CRP v5.0_20150321; Type: QD000P40CD; Serial: TP:1874
- Measurement SW: DASY52, Version 52.8 (8);

Area Scan (61x101x1): Interpolated grid: dx=1.200 mm, dy=1.200 mm

Maximum value of SAR (interpolated) = 0.0435 W/kg

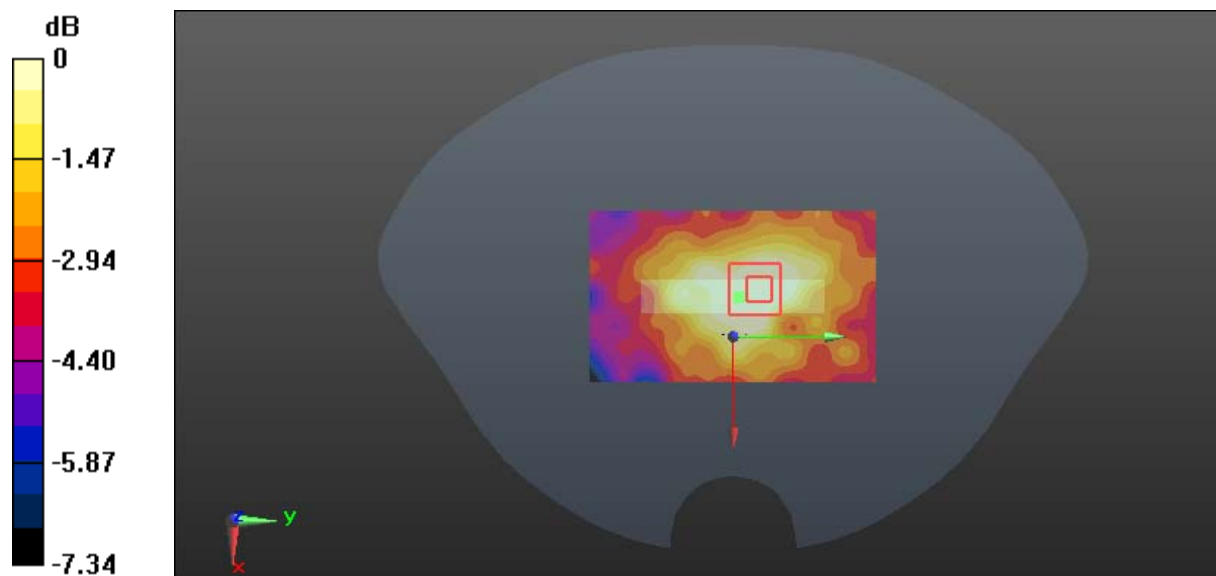
Zoom Scan (6x6x7)/Cube 0: Measurement grid: dx=8mm, dy=8mm, dz=5mm

Reference Value = 3.904 V/m; Power Drift = -0.08 dB

Peak SAR (extrapolated) = 0.0470 W/kg

SAR(1 g) = 0.025 W/kg; SAR(10 g) = 0.017 W/kg

Maximum value of SAR (measured) = 0.0365 W/kg



0 dB = 0.0365 W/kg = -14.38 dBW/kg