

# **ULT215**

## **21.5 " Windows Tablet User Manual**

Thank you for purchasing a Glory Star Group Technics (Shen Zhen) Co., Ltd. product. We recommend reading this user guide carefully in order to achieve optimal pleasure and performance and to maximize the service life of this product ◦ The technical data provided in this manual come with adjustment from the actual product, it should be treat as reference only.

# Index

1. Safety Instruction
2. Product Description
3. Product Specification
4. Trouble Shooting

# 1. Safety Instruction

- ◆ Please read this manual carefully before using the device ;
- ◆ Please keep this manual for easy reference ;
- ◆ Please fix this product in a Safe and stable location to avoid falling harming others ;
- ◆ Appropriate use of this product temperature at about 0 oC to 45 oC, relative humidity 20%~80%, please avoid placing it on hot or moist location.;
- ◆ Avoid Collision against harden objects, may cause Scratching on the surface and damaging internal ;
- ◆ Should avoid liquidity flow inside of the device that cause Internally damage to the machine ;
- ◆ Do not attempt to repair this product yourself, Always use a qualified service agent to perform adjustments or repairs ;
- ◆ Do not overload Electrical outlets, avoid electric shock or cause fire;
- ◆ If you are not sure the voltage ,please consult with your local power company Before Plug-in ;
- ◆ PS: Main power Supply: This equipment is designed to operate from a 100-240 Volt, 50/60 Hz AC main supply. The use of other power sources may damage this machine.
- ◆ Check that the voltage marked on the rating plate located at the rear of the power adaptor states 100-240v. The manufacturer will not accept responsibility for damage or injury caused by connecting to the wrong voltage.

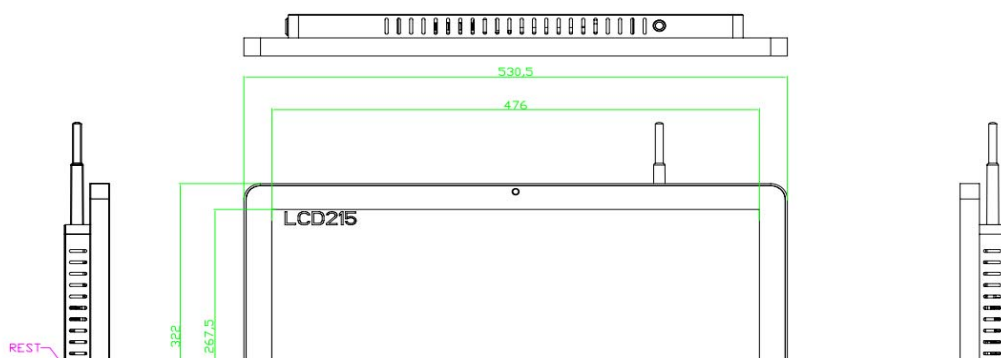
# 2. Product description

Thank you for purchasing our Windowa Tablet

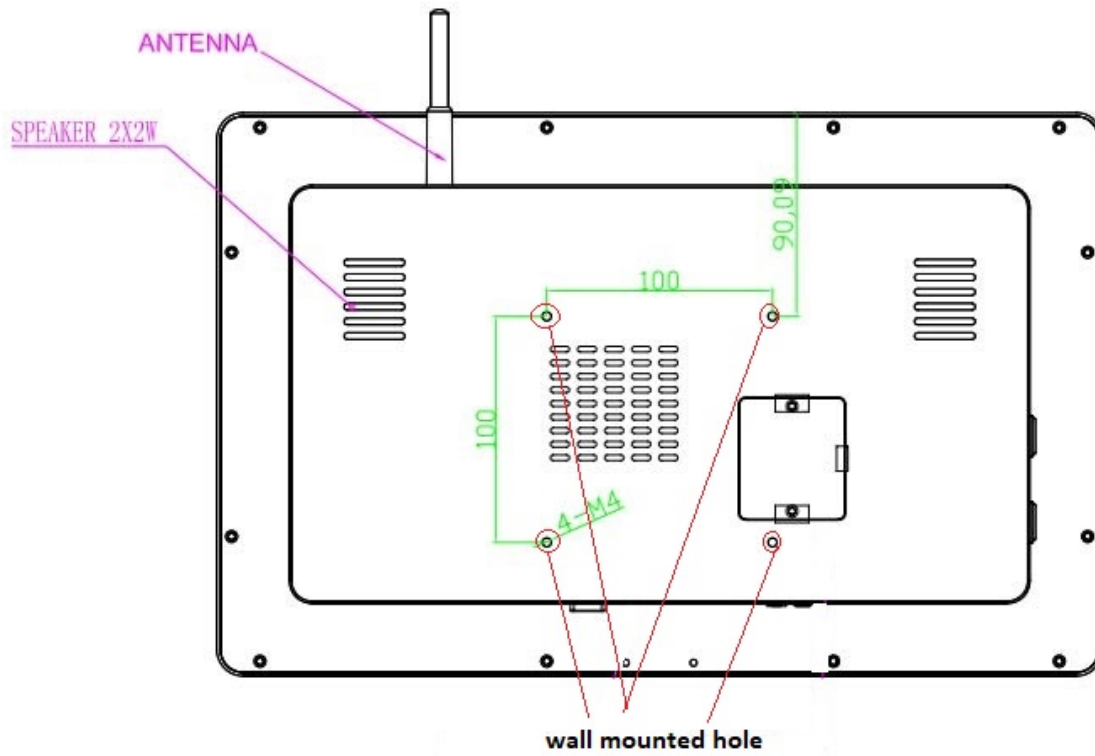
The Windows Tablet is a multi-media player with special design and programming where commonly used at public areas for example : Super market, public bus station and retail areas.

# 3. Product Specification

## Front



## Rear View



## Power Adapter

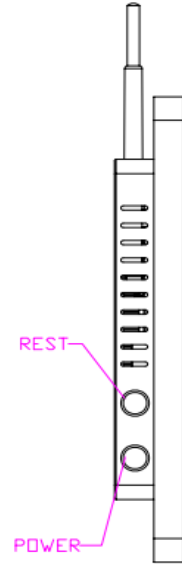
AC Output : 100~240V 50/60HZ

DC Input : 12V 5A

## Connect Power and Turn on

Connect AC power plug into 100V~240V slot , DC plug connect to the bottom side of the electrical outlet then switch the player for normal practice.

1. Then press the power symbol button on the left side of the machine to enter the Windows system .  
Dynamic state, after the system finishes running, it can be operated after entering the desktop.  
Do not disconnect the power supply during the process.  
Repeated power failures may cause system damage
2. Save the edited document (file) before closing the machine to find the desktop left  
The lower corner starts the shutdown option in the menu bar, normal safe shutdown, waiting for power  
Unplug the AC power cord after the button light is off;  
you cannot directly pull it out during the shutdown process. Power off the power supply, causing system damage;



## LCD display

21.5" 1920 x 1080 Pixels / 10 point cap touch

220 cd/m<sup>2</sup> ( Brightness )

1000 : 1 ( Contrast )

Win 10 64bit, Linux 32 / 64 bit

WiFi

USB 2.0 x 2 / USB 3.0 x 1

Line-out x 1; Mic-in x 1

VGEA / HDMI / RJ45

Storage SSD

## 4. Trouble Shooting

Slow response in touch panel or in correct

- Do not interfere the touch glass area with objects or protective covers that maybe covering/ interfering the touch performance;
- Do not use the touch glass with gloves on, oil, water or sharp objects, which may interfere or damage the touch glass and its performance.
- Touch glass needs to be placed in a dry environment, the touch glass may lose its performance if placed in water.
- Please check whether the touch glass has been scratched or damaged.

- You can try to restart the tablet and remove any temporary software.
- Please ensure that your software is the latest version.

#### Tablet Freeze or Serious Error

- If the tablet freezes, please turn off all operating software, turn the table off and re-plug the power in the power supply and restart the tablets.

#### Tablet is hot

- When the tablet has a heavy loading app or been used for a long time, the tablet may become hot, this is considered to be normal and would not affect the performance and life time of the tablet.

#### Data loss

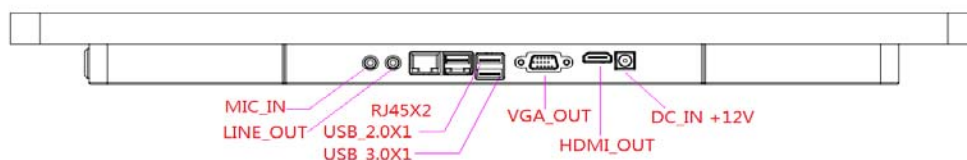
Please backup all the important data on the tablet, if the data is loss, you would not be able to conduct recovery and Glory Star would not be responsible for the loss of data.

#### Gaps between touch glass and metal housing

< this gaps area unavoidable on manufacturing process, and gap may be enlarged if placed in places with movements or vibration

Please contact our customer service if you face any problems on operating the device.

GLORY STAR TECHNICS ( SHEN ZHEN ) CO., LTD. – ALL RIGHT RESERVED



#### FCC Warning Statement

Changes or modifications not expressly approved by the party responsible for compliance could void the user's authority to operate the equipment.

This equipment has been tested and found to comply with the limits for a Class B digital device, pursuant to Part 15 of the FCC Rules. These limits are designed to provide reasonable protection against harmful interference in a residential installation. This equipment generates uses and can radiate radio frequency energy and, if not installed and used in accordance with the instructions, may cause harmful interference to radio communications. However, there is no guarantee that interference will not occur in a particular installation. If this equipment does cause harmful interference to radio or television reception, which can be determined by turning the equipment off and on, the user is encouraged to try to correct the interference by one or more of the following measures:

-Reorient or relocate the receiving antenna.

- Increase the separation between the equipment and receiver.
- Connect the equipment into an outlet on a circuit different from that to which the receiver is connected.
- Consult the dealer or an experienced radio/TV technician for help.

#### FCC Radiation Exposure Statement

The antennas used for this transmitter must be installed to provide a separation distance of at least 20 cm from all persons and must not be co-located for operating in conjunction with any other antenna or transmitter.