



Excellence in Compliance Testing

Certification Exhibit

**FCC ID: 2AAC4-31990
IC: 12369A-CM031990**

**FCC Rule Part: 15.249
IC Radio Standards Specification: RSS-210**

ACS Project Number: 14-0408

**Manufacturer: Case-Mate, Inc.
Model: CM031990**

Manual



 x REBECCAMINKOFF

NOTIFICATION BRACELET



COMPATIBILITY

The CM x Rebecca Minkoff Notification Bracelet is compatible with the following Apple devices with iOS 7.1 or above installed:



iPhone 6 Plus



iPhone 6



iPhone 5/5s/5c



iPhone 4/4s

GETTING STARTED

What's Included



Notification Bracelet



Quick Start Guide



Charging Cable

Before You Begin

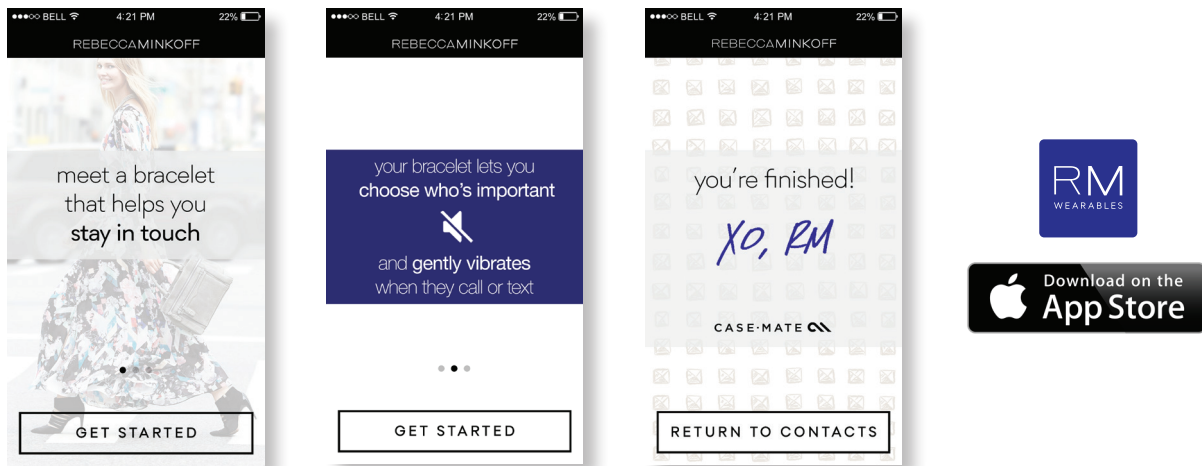
Your Notification Bracelet must be fully charged before first use. Lift the cover of the charging port on the side of the Bracelet and connect the included micro USB charging cable. Then connect the USB side of the cable to an available USB port on your computer or USB wall adapter.



charging port

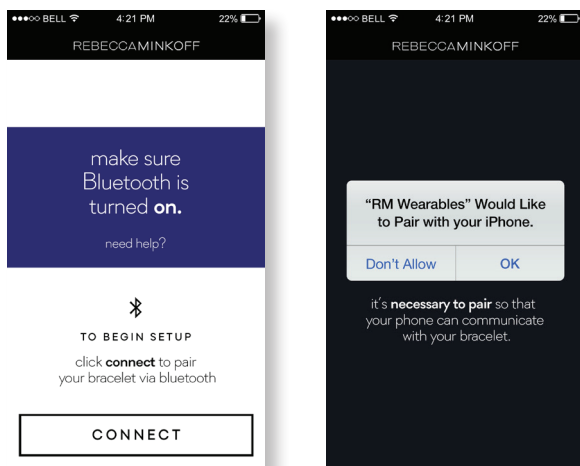
Download and Install the Companion App

Device pairing and contact setup requires the download of the “RM Wearables” app from the iOS App Store. Once you have the app installed on your device, check for any available updates in the Settings tab and make sure you have the latest version installed.



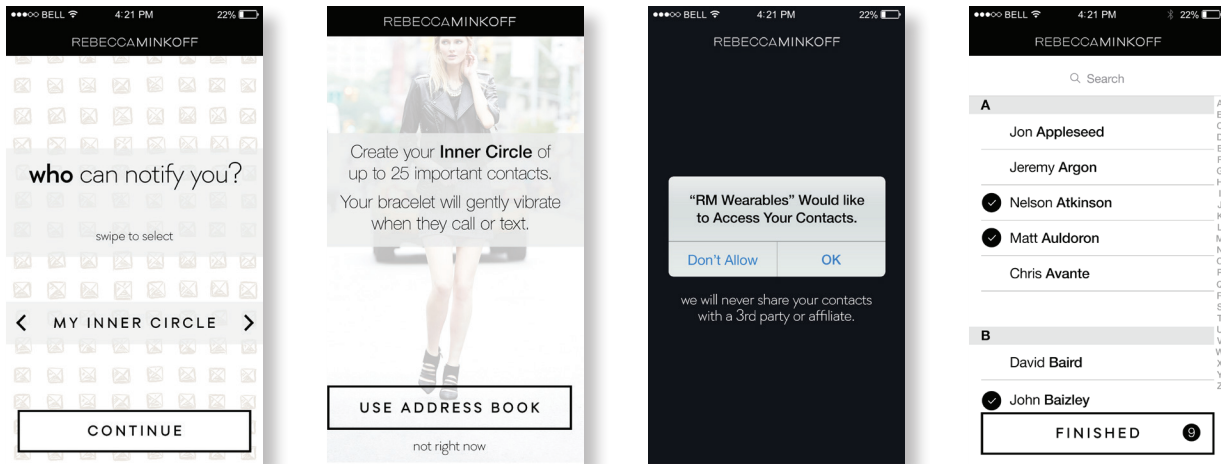
Pairing with Your Device

Bluetooth pairing with your device must be completed through the RM Wearables companion app. Simply open the app and follow the on-screen instructions to guide you through the pairing process.



SETTING UP YOUR CONTACTS

The Notification Bracelet lets you create your own Inner Circle and select up to 25 of your most important contacts that you'd like to receive notifications from. The RM Wearables companion app makes contact setup a breeze by pairing with your device's address book. Follow the on-screen instructions to guide you through contact setup and the Bracelet will gently vibrate when you receive a call or text from your Inner Circle.



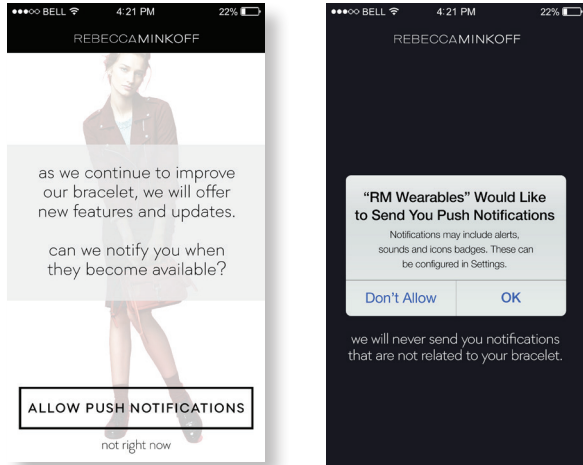
SILENCING NOTIFICATIONS

If you wish to silence vibrations for incoming calls or texts, simply press the button on the side of the bracelet.



UPDATING THE BRACELET

New updates and features may be available for your Notification Bracelet. Please allow push notifications for the RM Wearables app so it can notify you when updates are available. You can also manually check for updates in the Settings tab of the app.



BATTERY LIFE & POWER

Battery Life

The Notification Bracelet features a rechargeable battery that lasts up to 30 days between charges with normal use. You can check the battery level of your Bracelet in the RM Wearables companion app.

Charging the Notification Bracelet

The Notification Bracelet features a concealed micro USB port for easy charging. Simply lift the cover and connect the included micro USB cable to the Bracelet and a USB power source such as a computer or USB wall outlet. A full charge will take approximately four hours. Once the Bracelet has been fully charged, the battery will last for up to 30 days depending on use.



WARRANTY INFORMATION

The Notification Bracelet includes a 1-year warranty from date of purchase. For detailed warranty information, please visit www.case-mate.com/warranty or contact Case-Mate customer service at:

(866) 689-3432
support.case-mate.com
Monday - Friday, 9am to 6pm (EST)

REGULATORY AND SAFETY NOTICES

USA: Federal Communications Commission (FCC) Statement

Name: Notification Bracelet
Model: CM031990
FCC ID: 2AAC4-31990

This device complies with Part 15 of the FCC rules.

Operation is subject to the following two conditions:

1. This device may not cause harmful interference, and
2. This device must accept any interference received, including interference that may cause undesired operation.

NOTE: This equipment has been tested and found to comply with the limits for a Class B digital device, pursuant to Part 15 of the FCC Rules. These limits are designed to provide reasonable protection against harmful interference in a residential installation. This equipment generates, uses, and can radiate radio frequency energy and, if not installed and used in accordance with the instructions, may cause harmful interference to radio communications. However, there is no guarantee that interference will not occur in a particular installation. If this equipment does cause harmful interference to radio or television reception, which can be determined by turning the equipment off and on, the user is encouraged to try to correct the interference by one or more of the following measures:

- Reorient or relocate the receiving antenna.
- Increase the separation between the equipment and receiver.
- Connect the equipment into an outlet on a circuit different from that to which the receiver is connected.
- Consult the dealer or an experienced technician for help.

FCC Warning: Changes or modifications to this device not expressly approved by Case-Mate, Inc. could void the user's authority to operate the equipment.

Case-Mate, Inc.
2048 Weems Rd.
Tucker, GA 30084 U.S.A.
+1 (866) 689-3432

Canada: Industry Canada (IC) Statement

Name: Notification Bracelet
Model: CM031990
IC: 12369A-CM031990

This device complies with Industry Canada license-exempt RSS standard(s).

Operation is subject to the following two conditions:

1. This device may not cause interference, and
2. This device must accept any interference, including interference that may cause undesired operation of the device.

Le présent appareil est conforme aux CNR d'Industrie Canada applicables aux appareils radio exempts de licence.

L'exploitation est autorisée aux deux conditions suivantes:

1. l'appareil ne doit pas produire de brouillage, et
2. l'utilisateur de l'appareil doit accepter tout brouillage radioélectrique subi, même si le brouillage est susceptible d'en compromettre le fonctionnement.

Under Industry Canada regulations, this radio transmitter may only operate using an antenna of a type and maximum (or lesser) gain approved for the transmitter by Industry Canada. To reduce potential radio interference to other users, the antenna type and its gain should be so chosen that the equivalent isotropically radiated power (e.i.r.p.) is not more than that necessary for successful communication.

Conformément à la réglementation d'Industrie Canada, le présent émetteur radio peut fonctionner avec une antenne d'un type et d'un gain maximal (ou inférieur) approuvé pour l'émetteur par Industrie Canada. Dans le but de réduire les risques de brouillage radioélectrique à l'intention des autres utilisateurs, il faut choisir le type d'antenne et son gain de sorte que la puissance isotrope rayonnée équivalente (p.i.r.e.) ne dépasse pas l'intensité nécessaire à l'établissement d'une communication satisfaisante.

Case-Mate, Inc.
2048 Weems Rd.
Tucker, GA 30084 U.S.A.
+1 (866) 689-3432

R&TTE and LVD Declaration of Conformity

We,

Case-Mate, Inc.
2048 Weems Rd.
Tucker, GA 30084
U.S.A.
+1 (866) 689-3432

declare under our sole responsibility that the product:

Name: Notification Bracelet
Model: CM031990
Year of Manufacture: 2014

to which this declaration relates is in conformity with the essential requirements and other relevant requirements of the R&TTE Directive (1999/5/EC) and Low Voltage Directive (2006/95/EC). The product is in conformity with the following standards and/or other normative documents:

EN 300 328 V1.8.1
EN 301 489-1 V1.9.2
EN 301 489-3 V1.6.1
EN 60950-1:2006/A11:2009/A1:2010/A12:2011/AC:2011/A2:2013
EN 61000-3-2
EN 61000-3-3

Technical file held by:

Case-Mate, Inc.
2048 Weems Rd.Tucker, GA 30084
U.S.A.
+1 (866) 689-3432

Authorized person:



Name: SAUMIL MODY
Title: DIRECTOR - ENGINEERING & SOURCING

Important Safety Instructions

- Read these instructions.
- Keep these instructions.
- Heed all warnings
- Follow all instructions
- If you notice any signs of skin irritation or experience any discomfort, please discontinue use.
- Do not attempt to open the Bracelet. Substances contained in this product and/or its battery may damage the environment and/or human health if handled and disposed of improperly.
- Do not tamper with your Bracelet.
- Do not use abrasive cleaners to clean your Bracelet.
- Do not place your Bracelet in a Dishwasher, Washing Machine or Dryer.
- Do not expose your Bracelet to extremely high or low temperatures.
- Do not wear your Bracelet in the shower, sauna or steam room.
- Do not leave your Bracelet in direct sunlight for an extended period of time.
- Do not leave your Bracelet near open flames.
- Do not dispose of your Bracelet in a fire. The battery could explode.
- Do not attempt to disassemble your Bracelet; it does not contain serviceable components.
- Do not attempt to replace your Bracelet battery. It is built-in and not changeable.
- Charge the battery in accordance with the instructions supplied with this guide.
- Use only the charger that shipped with your product to charge the battery.
- Charge your Bracelet using a certified computer, powered hub or power supply
- Do not attempt to force open the built-in battery
- Never allow children to play with the Bracelet; the small components may be a choking hazard!

LEGAL

Please consult your device packaging to determine whether this device is compatible with your particular mobile device. Manufacturer is not responsible for any damages to any mobile device incurred through the use of this product.

Manufacturer shall not in any way be liable to you or to any third party for any damages you or any third party may suffer as a result of use, intended or unintended, or misuse of this battery in conjunction with any device or accessory other than the appropriate mobile device for which this battery is designed. If you are responsible for battery use with an unintended mobile device and damages result from such use, you agree to indemnify the Manufacturer for any resulting injuries to any third parties.

© 2014 Case-Mate, Inc. All Rights Reserved. All other trademarks are properties of their respective owners. Designed in Atlanta, U.S.A. Patent Pending. iPhone is a registered trademark of Apple Inc., registered in the U.S. and other countries.