




EXHIBIT 2 - EUT EXTERNAL PHOTOGRAPHS



<p>EUT View 1</p>	 A photograph showing two external units (EUT) on a blue surface. The units are rectangular with a white border and a dark screen. A black ruler is placed vertically to the left of the units for scale. To the right of the units, there is a black power adapter and a black cable. The units are stacked vertically, with the larger one on top.
<p>EUT View 2</p>	 A close-up photograph of one external unit (EUT) on a blue surface. The unit is rectangular with a white border and a dark screen. A black ruler is placed vertically to the left of the unit for scale. The unit is tilted slightly to the right.

EUT View 3




EUT View 4



	
<p>EUT View 5</p>	

EUT View 6



EUT View 7

