


Set Up Photographs




Photograph 1. Front View Radiated Emissions 30 to 1000 MHz Range



Photograph 2. Back View Radiated Emissions 30 to 1000 MHz Range



Photograph 3. Front View Radiated Emissions Above 1000 MHz Range



Photograph 4. Back View Radiated Emissions Above 1000 MHz Range



Photograph 5. Front View Conducted Emissions




Photograph 6. Back View Conducted Emissions

Reference Test Set Up Photographs



Photograph 7. Test Setup for Emissions Below 30 MHz



Photograph 8. Test Setup for Emissions From 30 MHz to 1000 MHz



Photograph 9. Test Setup for Emissions Above 1000 MHz