

FCC Test Report

FCC ID : 2AAAS-CM04
Equipment : Vivint Doorbell Camera Pro
Brand Name : vivint.
Model Name : CM04
Applicant : Vivint, Inc.
4931 N. 300 W., Provo, UT 84604 USA
Manufacturer : Chicony Electronics Co.,Ltd.
No.69, Sec. 2, Guangfu Rd., Sanchong Dist.
New Taipei City 241 Taiwan
Standard : 47 CFR FCC Part 15.407

The product was received on Aug. 13, 2019, and testing was started from Aug. 16, 2019 and completed on Sep. 26, 2019. We, SPORTON INTERNATIONAL INC. EMC & Wireless Communications Laboratory, would like to declare that the tested sample has been evaluated in accordance with the procedures given in ANSI C63.10-2013 and shown compliance with the applicable technical standards.

The report must not be used by the client to claim product certification, approval, or endorsement by TAF or any agency of government.

The test results in this report apply exclusively to the tested model / sample. Without written approval of SPORTON INTERNATIONAL INC. EMC & Wireless Communications Laboratory, the test report shall not be reproduced except in full.



Approved by: Allen Lin

SPORTON INTERNATIONAL INC. EMC & Wireless Communications Laboratory

No. 52, Huaya 1st Rd., Guishan Dist., Taoyuan City, Taiwan (R.O.C.)



Table of Contents

HISTORY OF THIS TEST REPORT3

SUMMARY OF TEST RESULT4

1 GENERAL DESCRIPTION5

1.1 Information.....5

1.2 Testing Applied Standards8

1.3 Testing Location Information8

1.4 Measurement Uncertainty8

2 TEST CONFIGURATION OF EUT.....9

2.1 Test Condition9

2.2 Test Channel Mode9

2.3 The Worst Case Measurement Configuration11

2.4 Support Equipment.....12

2.5 Test Setup Diagram13

3 TRANSMITTER TEST RESULT14

3.1 AC Power-line Conducted Emissions14

3.2 Emission Bandwidth15

3.3 Maximum Conducted Output Power16

3.4 Peak Power Spectral Density18

3.5 Unwanted Emissions20

3.6 Test Equipment and Calibration Data25

APPENDIX A. TEST RESULTS OF AC POWER-LINE CONDUCTED EMISSIONS

APPENDIX B. TEST RESULTS OF EMISSION BANDWIDTH

APPENDIX C. TEST RESULTS OF MAXIMUM CONDUCTED OUTPUT POWER

APPENDIX D. TEST RESULTS OF PEAK POWER SPECTRAL DENSITY

APPENDIX E. TEST RESULTS OF UNWANTED EMISSIONS

APPENDIX F. TEST PHOTOS

PHOTOGRAPHS OF EUT V01



History of this test report

Report No.	Version	Description	Issued Date
FR981313AN	01	Initial issue of report	Nov. 04, 2019



Summary of Test Result

Report Clause	Ref. Std. Clause	Test Items	Result (PASS/FAIL)	Remark
1.1.2	15.203	Antenna Requirement	PASS	-
3.1	15.207	AC Power-line Conducted Emissions	PASS	-
3.2	15.407(a)	Emission Bandwidth	PASS	-
3.3	15.407(a)	Maximum Conducted Output Power	PASS	-
3.4	15.407(a)	Peak Power Spectral Density	PASS	-
3.5	15.407(b)	Unwanted Emissions	PASS	-

Declaration of Conformity:
The test results with all measurement uncertainty excluded are presented in accordance with the regulation limits or requirements declared by manufacturers.
Comments and explanations:
None

Reviewed by: Ben Tseng

Report Producer: Michelle Tsai



1 General Description

1.1 Information

1.1.1 RF General Information

Frequency Range (MHz)	IEEE Std. 802.11	Ch. Frequency (MHz)	Channel Number
5150-5250	a, n (HT20), ac (VHT20)	5180-5240	36-48 [4]
5250-5350		5260-5320	52-64 [4]
5470-5725		5500-5700	100-140 [11]
Straddle 5720		5720	144 [1]
5725-5850		5745-5825	149-165 [5]
5150-5250	n (HT40), ac (VHT40)	5190-5230	38-46 [2]
5250-5350		5270-5310	54-62 [2]
5470-5725		5510-5670	102-134 [5]
Straddle 5710		5710	142 [1]
5725-5850		5755-5795	151-159 [2]
5150-5250	ac (VHT80)	5210	42 [1]
5250-5350		5290	58 [1]
5470-5725		5530-5610	106-122 [2]
Straddle 5690		5690	138 [1]
5725-5850		5775	155 [1]

Band	Mode	BWch (MHz)	Nant
5.15-5.25GHz	802.11a	20	2TX
5.25-5.35GHz	802.11a	20	2TX
5.47-5.725GHz	802.11a	20	2TX
5.725-5.85GHz	802.11a	20	2TX
5.15-5.25GHz	802.11ac VHT20	20	2TX
5.25-5.35GHz	802.11ac VHT20	20	2TX
5.47-5.725GHz	802.11ac VHT20	20	2TX
5.725-5.85GHz	802.11ac VHT20	20	2TX
5.15-5.25GHz	802.11ac VHT40	40	2TX
5.25-5.35GHz	802.11ac VHT40	40	2TX
5.47-5.725GHz	802.11ac VHT40	40	2TX
5.725-5.85GHz	802.11ac VHT40	40	2TX
5.15-5.25GHz	802.11ac VHT80	80	2TX

Band	Mode	BWch (MHz)	Nant
5.25-5.35GHz	802.11ac VHT80	80	2TX
5.47-5.725GHz	802.11ac VHT80	80	2TX
5.725-5.85GHz	802.11ac VHT80	80	2TX

Note:

- ♦ 11a, HT20 and HT40 use a combination of OFDM-BPSK, QPSK, 16QAM, 64QAM modulation.
- ♦ VHT20, VHT40 and VHT80 use a combination of OFDM-BPSK, QPSK, 16QAM, 64QAM, 256QAM modulation.
- ♦ BWch is the nominal channel bandwidth.

1.1.2 Antenna Information

Ant.	Brand	Model Name	Antenna Type	Connector
1	AMPHENOL	CY5765-15-001-C-FF00	PIFA	I-PEX
2	AMPHENOL	CY5765-15-002-C-FF00	PIFA	I-PEX

Ant.	Port	Gain (dBi)		
		2.4G	BT	5G
1	1	2.66	2.66	4.12
2	2	0.05	-	4.41

Note 1: The EUT has two antennas.

For 2.4GHz function:

For IEEE 802.11 b/g/n mode (2TX/2RX):

Ant. 1 (port 1) and Ant. 2 (port 2) could transmit/receive simultaneously.

For BT function:

For IEEE 802.15.1 Bluetooth mode (1TX/1RX)

Support diversity function, the Ant. 1 (port 1) was declared to be tested only by customer.

For 5GHz function:

For IEEE 802.11 a/n mode (2TX/2RX)

Ant. 1 (port 1) and Ant. 2 (port 2) could transmit/receive simultaneously.

1.1.3 EUT Information

Operational Condition				
EUT Power Type	From AC Adapter			
EUT Function	<input type="checkbox"/>	Outdoor AP	<input type="checkbox"/>	Indoor AP
	<input type="checkbox"/>	Fixed P2P AP	<input checked="" type="checkbox"/>	Outdoor Client
Beamforming Function	<input type="checkbox"/>	With beamforming	<input checked="" type="checkbox"/>	Without beamforming
TPC Function	<input type="checkbox"/>	With TPC Function	<input checked="" type="checkbox"/>	Without TPC Function
Weather Band	<input checked="" type="checkbox"/>	With 5600~5650MHz	<input type="checkbox"/>	Without 5600~5650MHz
Type of EUT				
<input checked="" type="checkbox"/>	Stand-alone			
<input type="checkbox"/>	Combined (EUT where the radio part is fully integrated within another device)			
	Combined Equipment - Brand Name / Model No.: ...			
<input type="checkbox"/>	Plug-in radio (EUT intended for a variety of host systems)			
	Host System - Brand Name / Model No.: ...			
<input type="checkbox"/>	Other:			

1.1.4 Mode Test Duty Cycle

Mode	DC	DCF(dB)	T(s)	VBW(Hz) ≥ 1/T
802.11a	0.924	0.34	2.048m	1k
802.11ac VHT20	0.893	0.49	984.375u	3k
802.11ac VHT40	0.803	0.95	496.563u	3k
802.11ac VHT80	0.676	1.7	256.563u	10k

Note. If DC < 0.98, the DCF was added while measuring Output power and PSD.

1.2 Testing Applied Standards

According to the specifications of the manufacturer, the EUT must comply with the requirements of the following standards:

- ◆ 47 CFR FCC Part 15
- ◆ ANSI C63.10-2013
- ◆ KDB 789033 D02 v02r01
- ◆ KDB 662911 D01 v02r01
- ◆ KDB 414788 D01 v01r01

1.3 Testing Location Information

Testing Location			
<input checked="" type="checkbox"/>	HWA YA	ADD : No. 52, Huaya 1st Rd., Guishan Dist., Taoyuan City, Taiwan (R.O.C.)	
		TEL : 886-3-327-3456	FAX : 886-3-327-0973
Test site Designation No. TW1190 with FCC.			
<input type="checkbox"/>	JHUBEI	ADD : No.8, Ln. 724, Bo'ai St., Zhubei City, Hsinchu County, Taiwan (R.O.C.)	
		TEL : 886-3-656-9065	FAX : 886-3-656-9085
Test site Designation No. TW0006 with FCC.			

Test Condition	Test Site No.	Test Engineer	Test Environment	Test Date
AC Conduction	CO04-HY	Edward	22.4~24.5°C / 64.2~66.7%	10/Sep/2019
RF Conducted	TH06-HY	Jerry	23.5~25.6°C / 65~68%	26/Aug/2019~27/Aug/2019
Radiated	03CH09-HY	Ryan	22.5~24.3°C / 50.3~52.2%	16/Aug/2019~26/Sep/2019

1.4 Measurement Uncertainty

ISO/IEC 17025 requires that an estimate of the measurement uncertainties associated with the emissions test results be included in the report. The measurement uncertainties given below are based on a 95% confidence level (based on a coverage factor (k=2))

Test Items	Uncertainty	Remark
Conducted Emission (150kHz ~ 30MHz)	3.54 dB	Confidence levels of 95%
Radiated Emission (9kHz ~ 30MHz)	1.6 dB	Confidence levels of 95%
Radiated Emission (30MHz ~ 1,000MHz)	4.3 dB	Confidence levels of 95%
Radiated Emission (1GHz ~ 18GHz)	3.9 dB	Confidence levels of 95%
Radiated Emission (18GHz ~ 40GHz)	3.5 dB	Confidence levels of 95%
Conducted Emission	1.3 dB	Confidence levels of 95%
Temperature	0.7 °C	Confidence levels of 95%
Humidity	4 %	Confidence levels of 95%



2 Test Configuration of EUT

2.1 Test Condition

Condition Item	Abbreviation/Remark	Remark
TnomVnom	Tnom	20°C
-	Vnom	120V

2.2 Test Channel Mode

Test Software	DoS
---------------	-----

Mode	PowerSetting
802.11a_Nss1,(6Mbps)_2TX	-
5180MHz	20
5200MHz	20
5240MHz	20
5260MHz	20
5300MHz	20
5320MHz	20
5500MHz	20
5580MHz	20
5700MHz	20
5720MHz Straddle 5.47-5.725GHz	20
5720MHz Straddle 5.725-5.85GHz	20
5745MHz	20
5785MHz	20
5825MHz	20
802.11ac VHT20_Nss1,(MCS0)_2TX	-
5180MHz	20
5200MHz	20
5240MHz	20
5260MHz	20
5300MHz	20
5320MHz	20
5500MHz	20
5580MHz	20






Mode	PowerSetting
5700MHz	20
5720MHz Straddle 5.47-5.725GHz	20
5720MHz Straddle 5.725-5.85GHz	20
5745MHz	20
5785MHz	20
5825MHz	20
802.11ac VHT40_Nss1,(MCS0)_2TX	-
5190MHz	16
5230MHz	20
5270MHz	20
5310MHz	17
5510MHz	14
5550MHz	20
5670MHz	19
5710MHz Straddle 5.47-5.725GHz	20
5710MHz Straddle 5.725-5.85GHz	20
5755MHz	20
5795MHz	20
802.11ac VHT80_Nss1,(MCS0)_2TX	-
5210MHz	12
5290MHz	16
5530MHz	17
5610MHz	20
5690MHz Straddle 5.47-5.725GHz	20
5690MHz Straddle 5.725-5.85GHz	20
5775MHz	20

2.3 The Worst Case Measurement Configuration

The Worst Case Mode for Following Conformance Tests	
Tests Item	AC power-line conducted emissions
Condition	AC power-line conducted measurement for line and neutral
Operating Mode	CTX
1	Adapter Mode

The Worst Case Mode for Following Conformance Tests	
Tests Item	Emission Bandwidth Maximum Conducted Output Power Peak Power Spectral Density
Test Condition	Conducted measurement at transmit chains

The Worst Case Mode for Following Conformance Tests			
Tests Item	Unwanted Emissions		
Test Condition	Radiated measurement If EUT consist of multiple antenna assembly (multiple antenna are used in EUT regardless of spatial multiplexing MIMO configuration), the radiated test should be performed with highest antenna gain of each antenna type.		
Operating Mode < 1GHz	CTX		
1	Adapter Mode		
Operating Mode > 1GHz	CTX		
Orthogonal Planes of EUT	X Plane	Y Plane	Z Plane
			
Worst Planes of EUT	V		

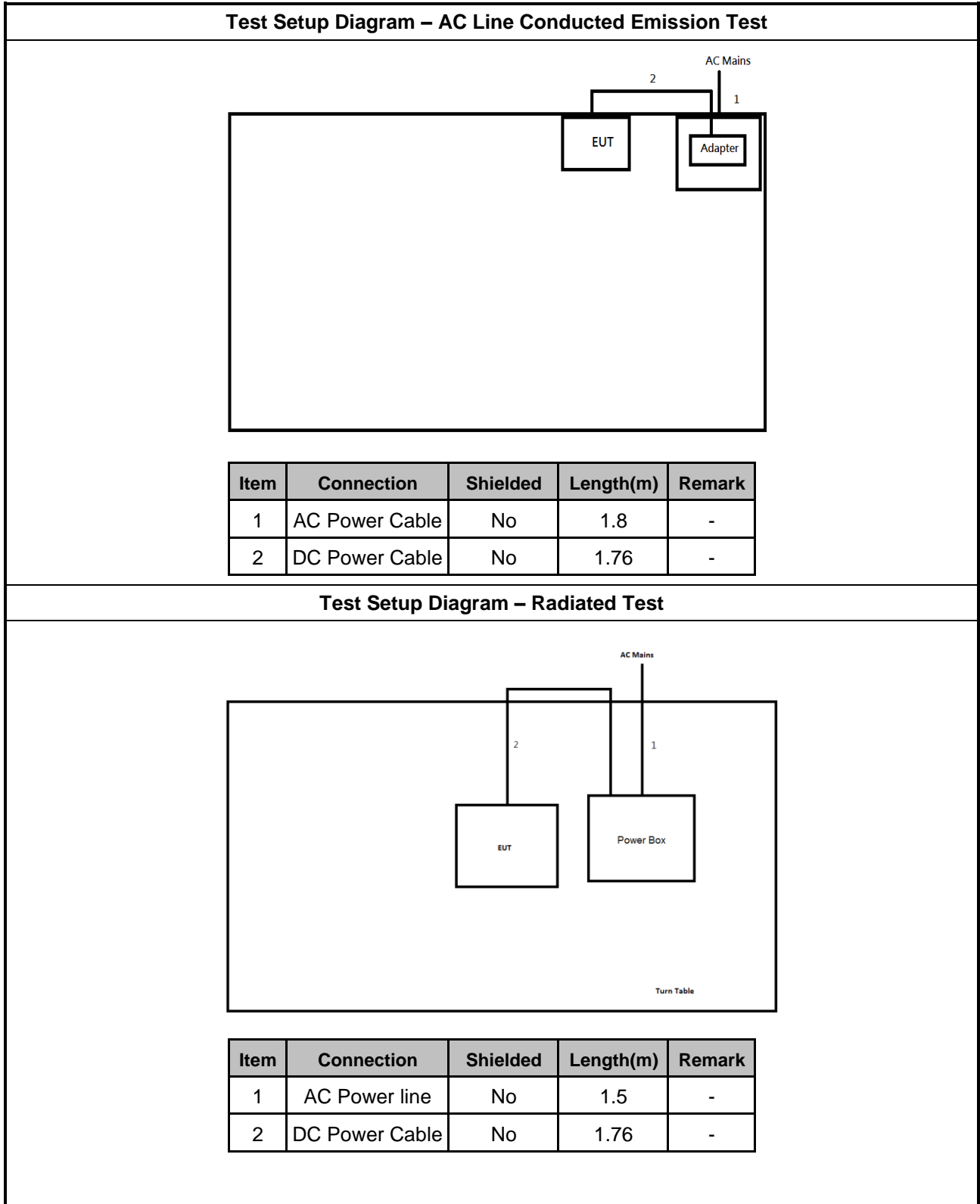
2.4 Support Equipment

Support Equipment – RF Conducted				
No.	Equipment	Brand Name	Model Name	FCC ID
1	Notebook	DELL	E5410	DoC
2	Adapter for NB	DELL	HA65NM130	DoC
3	DC Power Supply	GW	GPS-3030DD	-

Support Equipment – AC Conduction and Radiated Emission				
No.	Equipment	Brand Name	Model Name	FCC ID
1	AC Power Cable	Power sync	PW-GPC180-3	-
2	DC Power Cable	-	-	-
3	AC adapter	HOIOTO	ADS-40ST-12	-

Note: Support equipment No.2&3 was provided by customer.

2.5 Test Setup Diagram



3 Transmitter Test Result

3.1 AC Power-line Conducted Emissions

3.1.1 AC Power-line Conducted Emissions Limit

AC Power-line Conducted Emissions Limit		
Frequency Emission (MHz)	Quasi-Peak	Average
0.15-0.5	66 - 56 *	56 - 46 *
0.5-5	56	46
5-30	60	50

Note 1: * Decreases with the logarithm of the frequency.

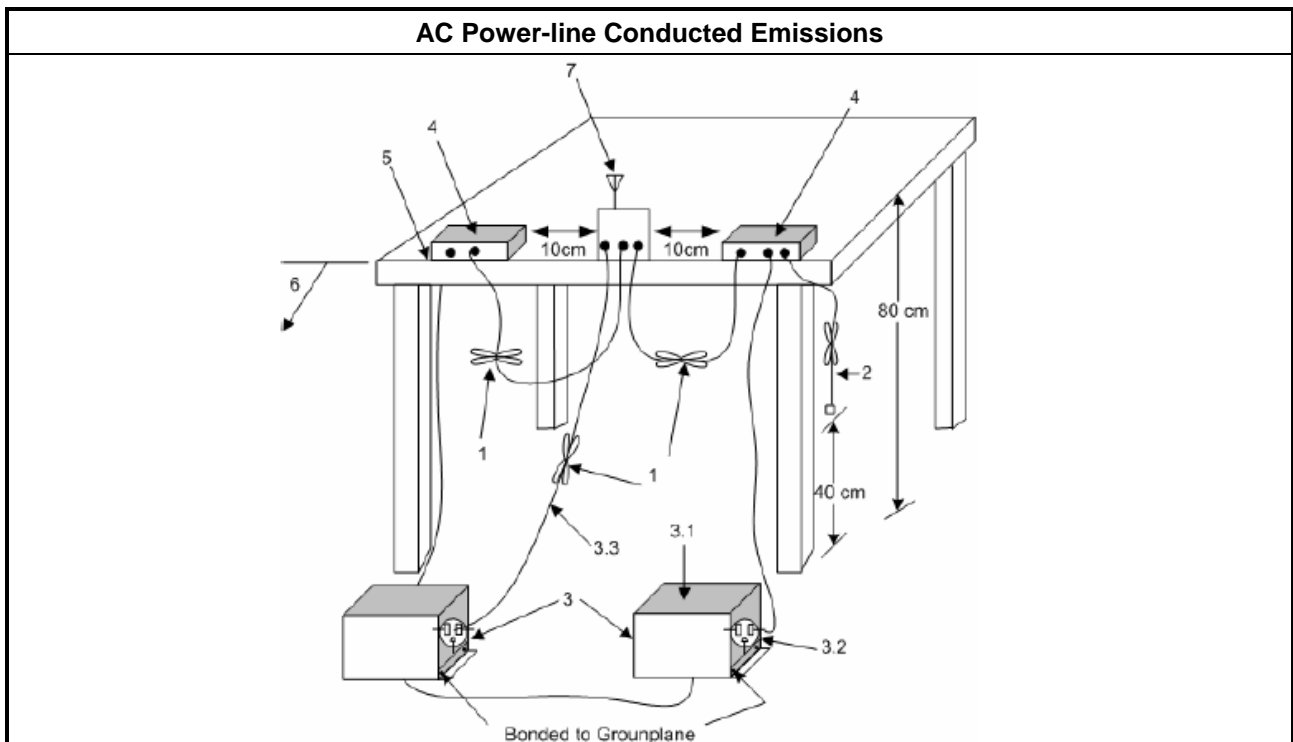
3.1.2 Measuring Instruments

Refer a test equipment and calibration data table in this test report.

3.1.3 Test Procedures

Test Method
<input checked="" type="checkbox"/> Refer as ANSI C63.10-2013, clause 6.2 for AC power-line conducted emissions.

3.1.4 Test Setup



3.1.5 Test Result of AC Power-line Conducted Emissions

Refer as Appendix A

3.2 Emission Bandwidth

3.2.1 Emission Bandwidth Limit

Emission Bandwidth Limit	
UNII Devices	
<input checked="" type="checkbox"/>	For the 5.15-5.25 GHz band, N/A
<input checked="" type="checkbox"/>	For the 5.25-5.35 GHz band, N/A
<input checked="" type="checkbox"/>	For the 5.47-5.725 GHz band, N/A
<input checked="" type="checkbox"/>	For the 5.725-5.85 GHz band, 6 dB emission bandwidth \geq 500kHz.

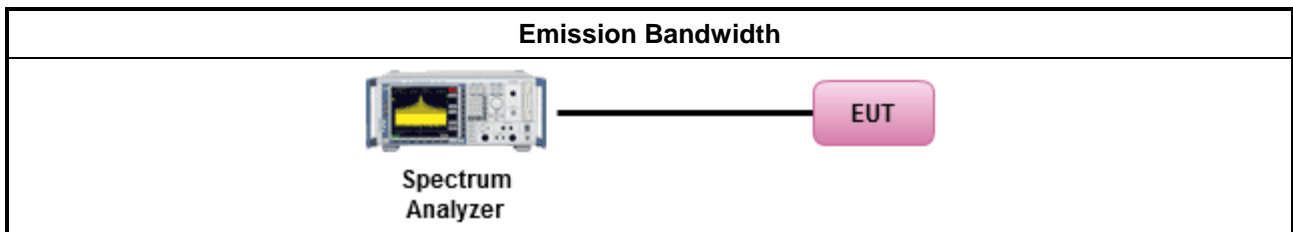
3.2.2 Measuring Instruments

Refer a test equipment and calibration data table in this test report.

3.2.3 Test Procedures

Test Method	
<ul style="list-style-type: none"> ▪ For the emission bandwidth shall be measured using one of the options below: 	
<input checked="" type="checkbox"/>	Refer as KDB 789033, clause C for EBW and clause D for OBW measurement.
<input type="checkbox"/>	Refer as ANSI C63.10, clause 6.9.3 for occupied bandwidth testing.
<input type="checkbox"/>	Refer as IC RSS-Gen, clause 6.7 for bandwidth testing.

3.2.4 Test Setup



3.2.5 Test Result of Emission Bandwidth

Refer as Appendix B

3.3 Maximum Conducted Output Power

3.3.1 Maximum Conducted Output Power Limit

Maximum Conducted Output Power Limit	
UNII Devices	
<input checked="" type="checkbox"/> For the 5.15-5.25 GHz band:	
	<ul style="list-style-type: none"> ▪ Outdoor AP: the maximum conducted output power (P_{Out}) shall not exceed the lesser of 1 W. If $G_{TX} > 6$ dBi, then $P_{Out} = 30 - (G_{TX} - 6)$. e.i.r.p. at any elevation angle above 30 degrees $\leq 125mW$ [21dBm] ▪ Indoor AP: the maximum conducted output power (P_{Out}) shall not exceed the lesser of 1 W. If $G_{TX} > 6$ dBi, then $P_{Out} = 30 - (G_{TX} - 6)$ ▪ Point-to-point AP: the maximum conducted output power (P_{Out}) shall not exceed the lesser of 1 W. If $G_{TX} > 23$ dBi, then $P_{Out} = 30 - (G_{TX} - 23)$. ▪ Mobile or Portable Client: the maximum conducted output power (P_{Out}) shall not exceed the lesser of 250 mW. If $G_{TX} > 6$ dBi, then $P_{Out} = 24 - (G_{TX} - 6)$.
<input checked="" type="checkbox"/> For the 5.25-5.35 GHz band, the maximum conducted output power (P_{Out}) shall not exceed the lesser of 250 mW or $11 \text{ dBm} + 10 \log B$, where B is the 26 dB emission bandwidth in MHz. If $G_{TX} > 6$ dBi, then $P_{Out} = 24 - (G_{TX} - 6)$.	
<input checked="" type="checkbox"/> For the 5.47-5.725 GHz band, the maximum conducted output power (P_{Out}) shall not exceed the lesser of 250 mW or $11 \text{ dBm} + 10 \log B$, where B is the 26 dB emission bandwidth in MHz. If $G_{TX} > 6$ dBi, then $P_{Out} = 24 - (G_{TX} - 6)$.	
<input checked="" type="checkbox"/> For the 5.725-5.85 GHz band:	
	<ul style="list-style-type: none"> ▪ Point-to-multipoint systems (P2M): the maximum conducted output power (P_{Out}) shall not exceed the lesser of 1 W. If $G_{TX} > 6$ dBi, then $P_{Out} = 30 - (G_{TX} - 6)$. ▪ Point-to-point systems (P2P): the maximum conducted output power (P_{Out}) shall not exceed the lesser of 1 W.
P_{Out} = maximum conducted output power in dBm, G_{TX} = the maximum transmitting antenna directional gain in dBi.	

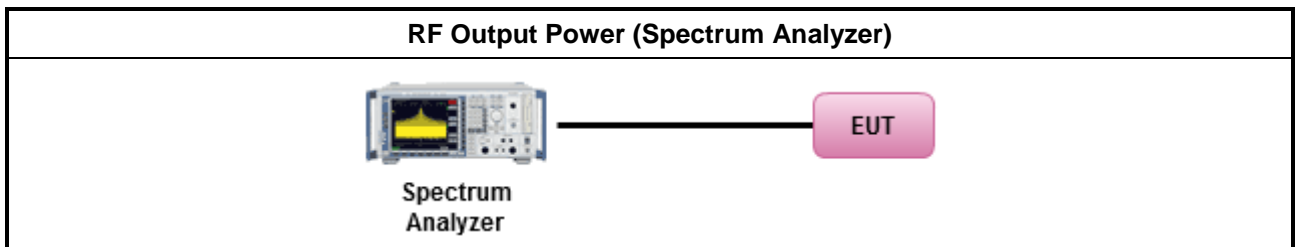
3.3.2 Measuring Instruments

Refer a test equipment and calibration data table in this test report.

3.3.3 Test Procedures

Test Method	
<ul style="list-style-type: none"> ▪ Maximum Conducted Output Power 	
	Duty cycle ≥ 98%
<input type="checkbox"/>	Refer as KDB 789033, clause E Method SA-2 (spectral trace averaging).
	Duty cycle < 98%
<input type="checkbox"/>	Refer as KDB 789033, clause E Method SA-2 Alt. (RMS detection with slow sweep speed)
	Wideband RF power meter and average over on/off periods with duty factor
<input checked="" type="checkbox"/>	Refer as KDB 789033, clause E Method PM (using an RF average power meter).
<ul style="list-style-type: none"> ▪ For conducted measurement. 	
	<ul style="list-style-type: none"> ▪ If the EUT supports multiple transmit chains using options given below: Refer as KDB 662911, In-band power measurements. Using the measure-and-sum approach, measured all transmit ports individually. Sum the power (in linear power units e.g., mW) of all ports for each individual sample and save them.
	<ul style="list-style-type: none"> ▪ If multiple transmit chains, EIRP calculation could be following as methods: $P_{total} = P_1 + P_2 + \dots + P_n$ (calculated in linear unit [mW] and transfer to log unit [dBm]) $EIRP_{total} = P_{total} + DG$

3.3.4 Test Setup



3.3.5 Test Result of Maximum Conducted Output Power

Refer as Appendix C



3.4 Peak Power Spectral Density

3.4.1 Peak Power Spectral Density Limit

Peak Power Spectral Density Limit	
UNII Devices	
<input checked="" type="checkbox"/> For the 5.15-5.25 GHz band:	
<input type="checkbox"/>	<ul style="list-style-type: none"> ▪ Outdoor AP: the peak power spectral density (PPSD) shall not exceed the lesser of 17dBm/MHz. If $G_{TX} > 6$ dBi, then $P_{Out} = 17 - (G_{TX} - 6)$. ▪ Indoor AP: the peak power spectral density (PPSD) shall not exceed the lesser of 17dBm/MHz. If $G_{TX} > 6$ dBi, then $P_{Out} = 17 - (G_{TX} - 6)$. ▪ Point-to-point AP: the peak power spectral density (PPSD) shall not exceed the lesser of 17dBm/MHz. If $G_{TX} > 23$ dBi, then $P_{Out} = 17 - (G_{TX} - 23)$. ▪ Mobile or Portable Client: the peak power spectral density (PPSD) ≤ 11 dBm/MHz. If $G_{TX} > 6$ dBi, then $PPSD = 11 - (G_{TX} - 6)$.
<input checked="" type="checkbox"/> For the 5.25-5.35 GHz band, the peak power spectral density (PPSD) ≤ 11 dBm/MHz. If $G_{TX} > 6$ dBi, then $PPSD = 11 - (G_{TX} - 6)$.	
<input checked="" type="checkbox"/> For the 5.47-5.725 GHz band, the peak power spectral density (PPSD) ≤ 11 dBm/MHz. If $G_{TX} > 6$ dBi, then $PPSD = 11 - (G_{TX} - 6)$.	
<input checked="" type="checkbox"/> For the 5.725-5.85 GHz band:	
<input type="checkbox"/>	<ul style="list-style-type: none"> ▪ Point-to-multipoint systems (P2M): the peak power spectral density (PPSD) ≤ 30 dBm/500kHz. If $G_{TX} > 6$ dBi, then $PPSD = 30 - (G_{TX} - 6)$. ▪ Point-to-point systems (P2P): the peak power spectral density (PPSD) ≤ 30 dBm/500kHz.
<p>PPSD = peak power spectral density that he same method as used to determine the conducted output power shall be used to determine the power spectral density. And power spectral density in dBm/MHz</p> <p>G_{TX} = the maximum transmitting antenna directional gain in dBi.</p>	

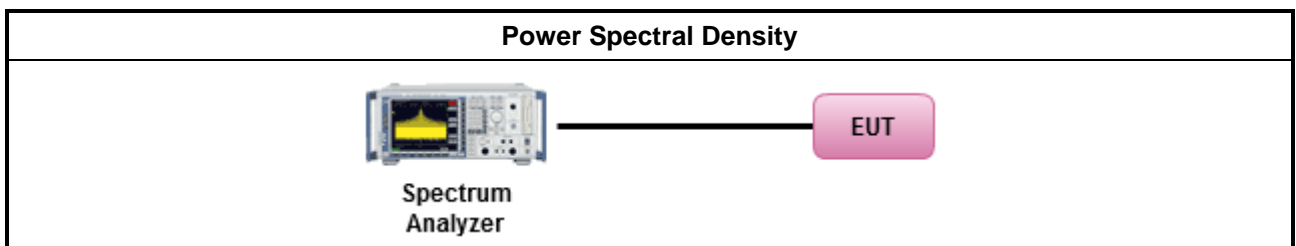
3.4.2 Measuring Instruments

Refer a test equipment and calibration data table in this test report.

3.4.3 Test Procedures

Test Method	
<ul style="list-style-type: none"> Peak power spectral density procedures that the same method as used to determine the conducted output power shall be used to determine the peak power spectral density and use the peak search function on the spectrum analyzer to find the peak of the spectrum. For the peak power spectral density shall be measured using below options: 	
<input type="checkbox"/>	Refer as KDB 789033, F)5) power spectral density can be measured using resolution bandwidths < 1 MHz provided that the results are integrated over 1 MHz bandwidth Duty cycle ≥ 98%
<input checked="" type="checkbox"/>	Refer as KDB 789033, clause E Method SA-2 (spectral trace averaging). Duty cycle < 98%
<input checked="" type="checkbox"/>	Refer as KDB 789033, clause E Method SA-2 Alt. (RMS detection with slow sweep speed)
<ul style="list-style-type: none"> For conducted measurement. 	
<ul style="list-style-type: none"> If the EUT supports multiple transmit chains using options given below: <ul style="list-style-type: none"> Measure and sum the spectra across the outputs. Refer as KDB 662911, In-band power spectral density (PSD). Sample all transmit ports simultaneously using a spectrum analyzer for each transmit port. Where the trace bin-by-bin of each transmit port summing can be performed. (i.e., in the first spectral bin of output 1 is summed with that in the first spectral bin of output 2 and that from the first spectral bin of output 3, and so on up to the NTX output to obtain the value for the first frequency bin of the summed spectrum.). Add up the amplitude (power) values for the different transmit chains and use this as the new data trace. If multiple transmit chains, EIRP PPSD calculation could be following as methods: $PPSD_{total} = PPSD_1 + PPSD_2 + \dots + PPSD_n$ (calculated in linear unit [mW] and transfer to log unit [dBm]) $EIRP_{total} = PPSD_{total} + DG$ 	

3.4.4 Test Setup



3.4.5 Test Result of Peak Power Spectral Density

Refer as Appendix D

3.5 Unwanted Emissions

3.5.1 Transmitter Radiated Unwanted Emissions Limit

Unwanted emissions below 1 GHz and restricted band emissions above 1GHz limit			
Frequency Range (MHz)	Field Strength (uV/m)	Field Strength (dBuV/m)	Measure Distance (m)
0.009~0.490	2400/F(kHz)	48.5 - 13.8	300
0.490~1.705	24000/F(kHz)	33.8 - 23	30
1.705~30.0	30	29	30
30~88	100	40	3
88~216	150	43.5	3
216~960	200	46	3
Above 960	500	54	3

Note 1: Test distance for frequencies at or above 30 MHz, measurements may be performed at a distance other than the limit distance provided they are not performed in the near field and the emissions to be measured can be detected by the measurement equipment. When performing measurements at a distance other than that specified, the results shall be extrapolated to the specified distance using an extrapolation factor of 20 dB/decade (inverse of linear distance for field-strength measurements, inverse of linear distance-squared for power-density measurements).

Note 2: Test distance for frequencies at below 30 MHz, measurements may be performed at a distance closer than the EUT limit distance; however, an attempt should be made to avoid making measurements in the near field. When performing measurements below 30 MHz at a closer distance than the limit distance, the results shall be extrapolated to the specified distance by either making measurements at a minimum of two or more distances on at least one radial to determine the proper extrapolation factor or by using the square of an inverse linear distance extrapolation factor (40 dB/decade). The test report shall specify the extrapolation method used to determine compliance of the EUT.

Note 3: Using the distance of 1m during the test for above 18 GHz, and the test value to correct for the distance factor at 3m.

Un-restricted band emissions above 1GHz Limit	
Operating Band	Limit
5.15 - 5.25 GHz	e.i.r.p. -27 dBm [68.2 dBuV/m@3m]
5.25 - 5.35 GHz	e.i.r.p. -27 dBm [68.2 dBuV/m@3m]
5.47 - 5.725 GHz	e.i.r.p. -27 dBm [68.2 dBuV/m@3m]
5.725 - 5.85 GHz	5.650-5700 GHz: e.i.r.p. -27 ~ 10 dBm [68.2 ~ 105.2 dBuV/m@3m] 5.700-5720 GHz: e.i.r.p. 10 ~ 15.6 dBm [105.2 ~ 110.8 dBuV/m@3m] 5.720-5725 GHz: e.i.r.p. 15.6 ~ 27 dBm [110.8 ~ 122.2 dBuV/m@3m] 5.850-5.855 GHz: e.i.r.p. 27 ~ 15.6 dBm [122.2 ~ 110.8 dBuV/m@3m] 5.855-5.875 GHz: e.i.r.p. 15.6 ~ 10 dBm [110.8 ~ 105.2 dBuV/m@3m] 5.875-5.925 GHz: e.i.r.p. 10 ~ -27 dBm [105.2 ~ 68.2dBuV/m@3m] Other un-restricted band: e.i.r.p. -27 dBm [68.2 dBuV/m@3m]
Note 1: Measurements may be performed at a distance other than the limit distance provided they are not performed in the near field and the emissions to be measured can be detected by the measurement equipment. When performing measurements at a distance other than that specified, the results shall be extrapolated to the specified distance using an extrapolation factor of 20 dB/decade (inverse of linear distance for field-strength measurements, inverse of linear distance-squared for power-density measurements).	

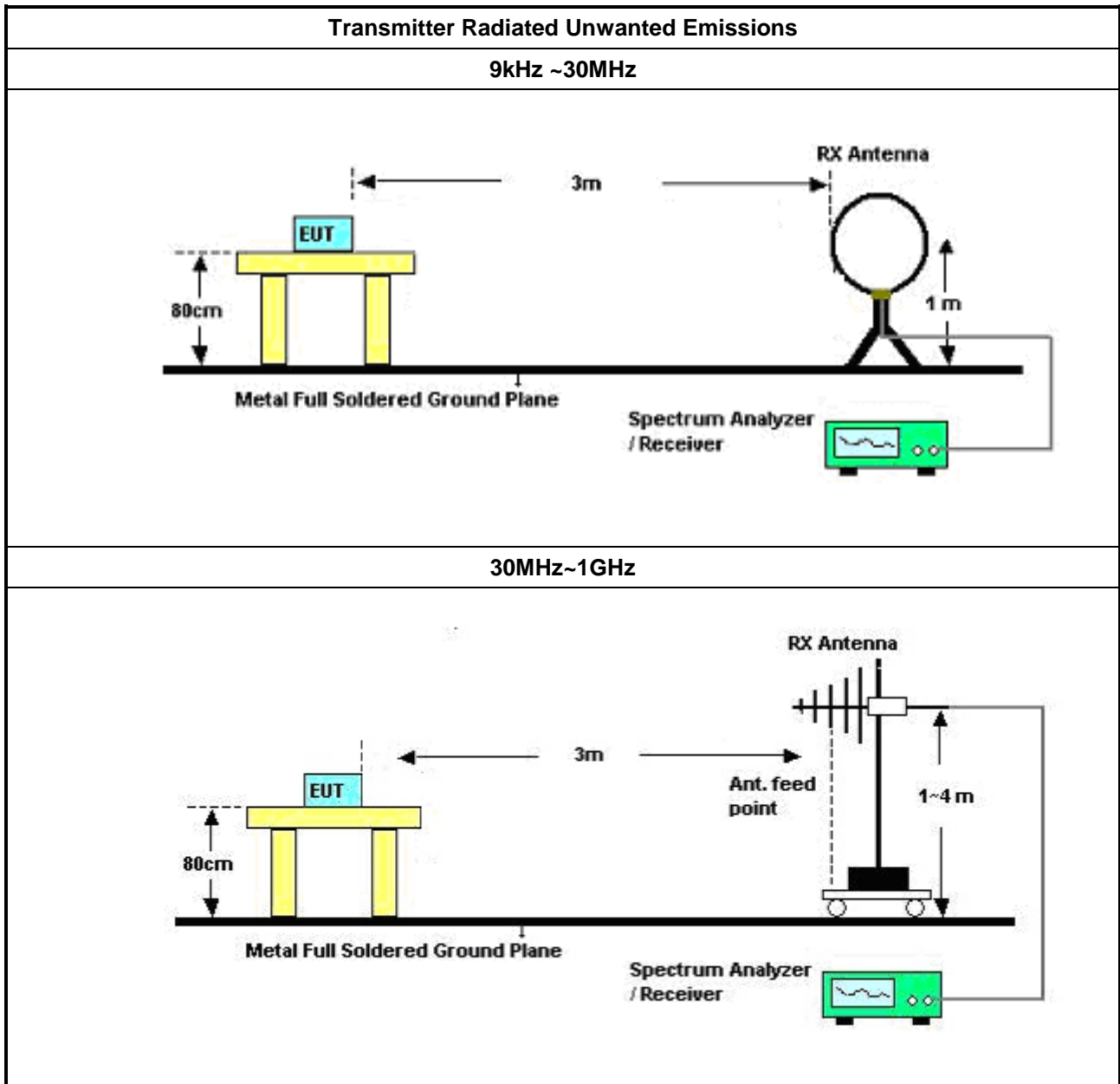
3.5.2 Measuring Instruments

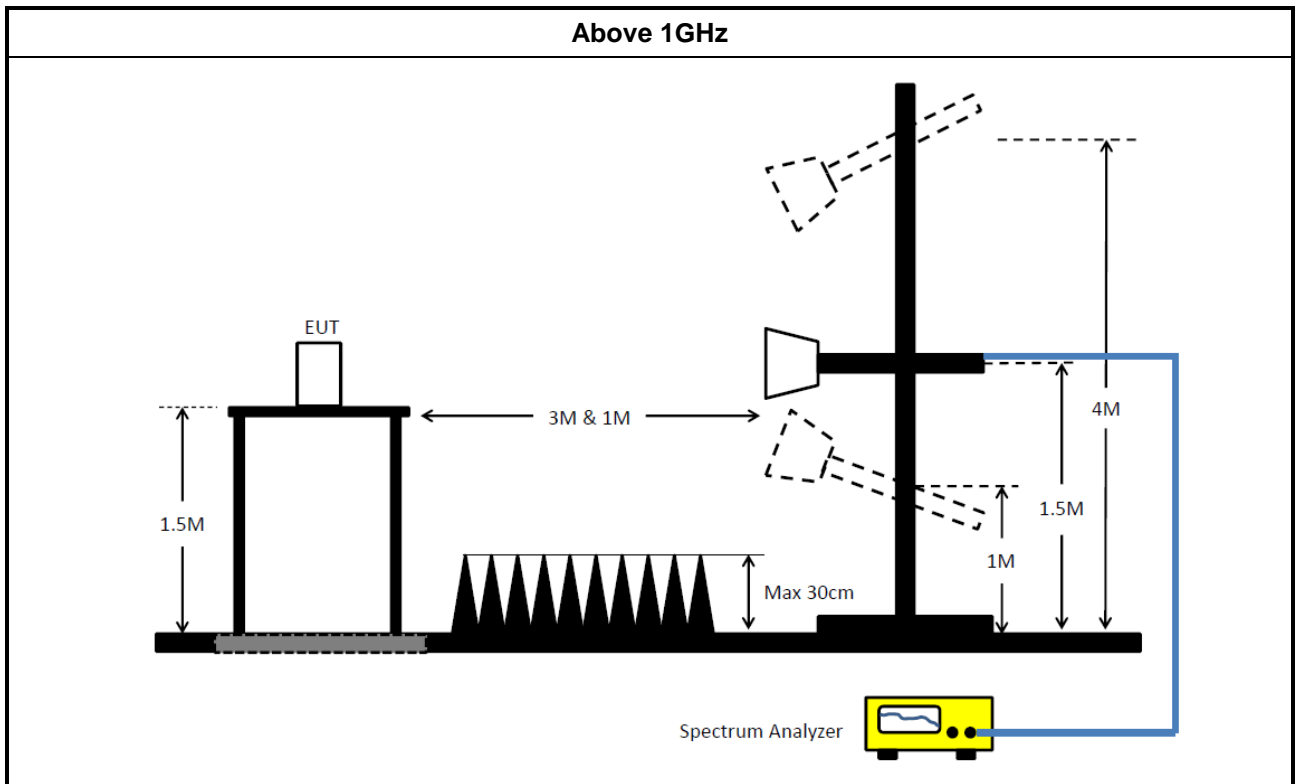
Refer a test equipment and calibration data table in this test report.

3.5.3 Test Procedures

Test Method	
<ul style="list-style-type: none"> ▪ Measurements may be performed at a distance other than the limit distance provided they are not performed in the near field and the emissions to be measured can be detected by the measurement equipment. Measurements shall not be performed at a distance greater than 30 m for frequencies above 30 MHz, unless it can be further demonstrated that measurements at a distance of 30 m or less are impractical. When performing measurements at a distance other than that specified, the results shall be extrapolated to the specified distance using an extrapolation factor of 20 dB/decade (inverse of linear distance for field-strength measurements, inverse of linear distance-squared for power-density measurements). 	
<ul style="list-style-type: none"> ▪ The average emission levels shall be measured in [duty cycle \geq 98 or duty factor]. 	
<ul style="list-style-type: none"> ▪ For the transmitter unwanted emissions shall be measured using following options below: 	
	<ul style="list-style-type: none"> ▪ Refer as KDB 789033, clause G)2) for unwanted emissions into non-restricted bands.
	<ul style="list-style-type: none"> ▪ Refer as KDB 789033, clause G)1) for unwanted emissions into restricted bands.
<input checked="" type="checkbox"/>	Refer as KDB 789033, G)6) Method VB (ANSI C63.10, clause 4.1.4.2.3), Reduced VBW.
<input checked="" type="checkbox"/>	Refer as KDB 789033, clause G)5) (ANSI C63.10, clause 4.1.4.2.2), measurement procedure peak limit.
<ul style="list-style-type: none"> ▪ For radiated measurement. 	
	<ul style="list-style-type: none"> ▪ Refer as ANSI C63.10, clause 6.4 for radiated emissions below 30 MHz and test distance is 3m.
	<ul style="list-style-type: none"> ▪ Refer as ANSI C63.10, clause 6.5 for radiated emissions 30 MHz to 1 GHz and test distance is 3m.
	<ul style="list-style-type: none"> ▪ Refer as ANSI C63.10, clause 6.6 for radiated emissions above 1GHz.
<ul style="list-style-type: none"> ▪ The any unwanted emissions level shall not exceed the fundamental emission level. 	
<ul style="list-style-type: none"> ▪ All amplitude of spurious emissions that are attenuated by more than 20 dB below the permissible value has no need to be reported. 	
<ul style="list-style-type: none"> ▪ KDB 414788 Open-Field Test Sites and Chamber Correlation Justification. 	
	<ul style="list-style-type: none"> ▪ Based on FCC 15.31 (f) (2): measurements may be performed at a distance closer than that specified in regulations; however, an attempt should be made to avoid making measurements in the near field.
	<ul style="list-style-type: none"> ▪ Open-field site and chamber correlation testing had been performed and chamber measured test result is the worst case test result.

3.5.4 Test Setup





3.5.5 Transmitter Unwanted Emissions (Below 30MHz)

The amplitude of spurious emissions which are attenuated by more than 20dB below the permissible value has no need to be reported.

3.5.6 Test Result of Transmitter Unwanted Emissions

Refer as Appendix E

3.6 Test Equipment and Calibration Data

Instrument for AC Conduction

Instrument	Manufacturer	Model No.	Serial No.	Spec.	Calibration Date	Calibration Due Date
EMC Receiver	R&S	ESR3	102052	9kHz ~ 3.6GHz	09/Apr/2019	08/Apr/2020
LISN	R&S	ENV216	101295	9kHz ~ 30MHz	08/Nov/2018	07/Nov/2019
RF Cable-CON	MTJ	RG142	CB002-CO	9kHz ~ 200MHz	17/Sep/2018	16/Sep/2019
AC POWER	APC	AFC-11005G	F310050055	47Hz~63Hz 5~300V	NCR	NCR
Impuls Begrenzer Pulse Limiter	SCHWARZBECK	VTSD 9561-F	9561-F041	9 kHz ~ 30 MHz	12/Oct/2018	11/Oct/2019

NCR : Non-Calibration Require

Instrument for Conducted Test

Instrument	Manufacturer	Model No.	Serial No.	Spec.	Calibration Date	Calibration Due Date
Spectrum Analyzer	R&S	FSV 40	101013	10Hz~40GHz	13/Mar/2019	12/Mar/2020
Power Sensor	Anritsu	MA2411B	1339407	300MHz ~ 40GHz	17/Nov/2018	16/Nov/2019
Power Meter	Anritsu	ML2495A	1517010	300MHz ~ 40GHz	17/Nov/2018	16/Nov/2019
Cable 0.2m	HUBER	MY10710/4	RF Cable - 01	30MHz ~18G	10/Jan/2019	09/Jan/2020
Cable 0.2m	HUBER	MY10711/4	RF Cable - 02	30MHz ~18G	10/Jan/2019	09/Jan/2020
Cable 0.5m	HUBER	MY39470/4	RF Cable - 29	30MHz ~18G	10/Jan/2019	09/Jan/2020
SMB100A Signal Generator	R&S	SMB100A03	181147	100kHz~40GHz	12/Nov/2018	10/Nov/2020



Instrument for Radiated Test

Instrument	Manufacturer	Model No.	Serial No.	Spec.	Calibration Date	Calibration Due Date
3m Semi Anechoic Chamber	TDK	SAC-3M	03CH09-HY	30MHz ~ 1GHz	22/Apr/2019	21/Apr/2020
3m Semi Anechoic Chamber	TDK	SAC-3M	03CH09-HY	1GHz ~ 18GHz	13/Jun/2019	12/Jun/2020
Microwave Preamplifier	Agilent	8449B	3008A02326	1GHz ~ 26.5GHz	15/Jul/2019	14/Jul/2020
Amplifier	EMC	EMC9135	980232	9KHz~1GHz	22/Apr/2019	21/Apr/2020
EMI Test Receiver	R&S	ESR3	102052	9kHz ~ 3.6GHz	09/Apr/2019	08/Apr/2020
EXA Signal Analyzer	KEYSIGHT	N9010A	MY54200885	10Hz ~ 44GHz	07/Aug/2019	06/Aug/2020
Bilog Antenna & 5dB Attenuator	TESEQ & MTJ	CBL6111D & MTJ6102-05	35418 / 3	30MHz~1GHz	02/Oct/2018	03/Oct/2019
Double Ridged Guide Horn Antenna	SCHWARZBECK	BBHA 9120 D	BBHA9120 D 1534	1GHz~18GHz	22/May/2019	21/May/2020
Broadband Horn Antenna	SCHWARZBECK	BBHA 9170	BBHA9170614	18GHz~40GHz	22/May/2019	21/May/2020
Preamplifier	MITEQ	TTA1840-35-H G	1864481	18GHz ~ 40GHz	24/Aug/2018	23/Aug/2019
Preamplifier	MITEQ	TTA1840-35-H G	1864481	18GHz ~ 40GHz	23/Aug/2019	22/Aug/2020
LF-CABLE-20190218	Jye Bao	RG142	CB028	9kHz ~ 1GHz	18/Feb/2019	17/Feb/2020
RF Cable-high	HUBER+SUHNER	SUCOFLEX104	SN 556626/4 + 556627	1GHz ~ 40GHz	13/Mar/2019	12/Mar/2020
Turn Table	ChainTek	T-200S	1308028	-	NCR	NCR
Antenna Mast	ChainTek	MBS-400	1308049	-	NCR	NCR
Controller	ChainTek	3000	MF780208325	-	NCR	NCR
AC Power Source	G.W	AFC-1KW	F104070001	-	NCR	NCR
Soldering iron	XRTRONIC	1f15	-	-	NCR	NCR
Site V.S.W.R	Riken	3m SAC	03CH09-HY	-	13/Jun/2019	12/Jun/2020

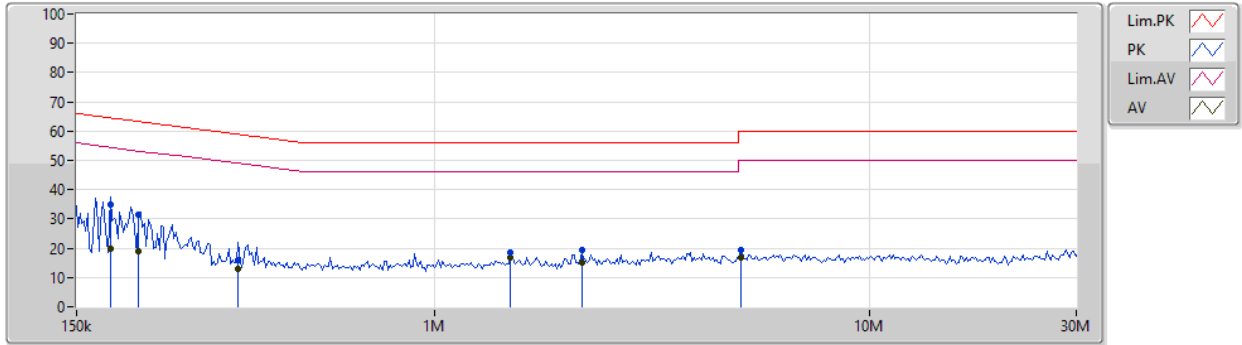
NCR : Non-Calibration Require



AC Power-line Conducted Emissions Result

Operating Mode	1	Power Phase	Neutral
Operating Function	Adapter Mode		

10/09/2019



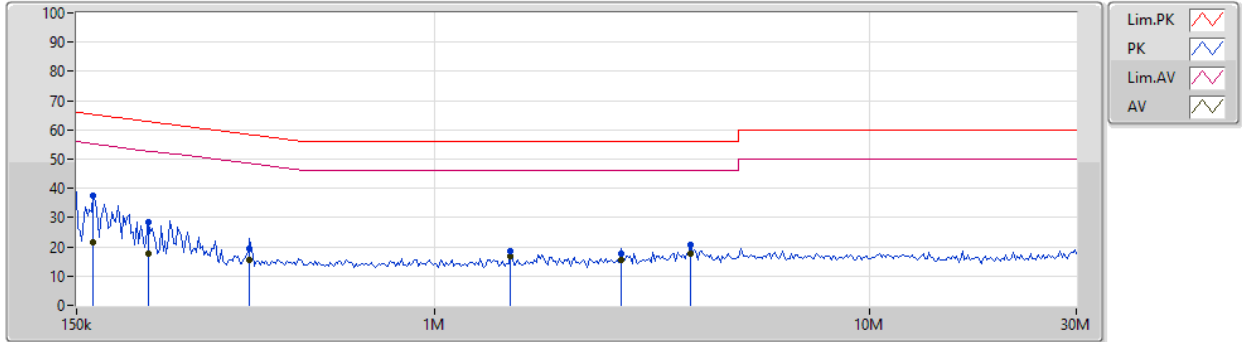
Type	Freq (Hz)	Level (dBuV)	Limit (dBuV)	Margin (dB)	Factor (dB)	Condition	Comment	Raw (dBuV)	LISN (dB)	CL (dB)	AT (dB)
QP	179.422k	34.80	64.51	-29.71	19.47	Neutral	-	15.33	9.59	0.01	9.87
AV	179.422k	19.91	54.51	-34.60	19.47	Neutral	-	0.44	9.59	0.01	9.87
QP	208.304k	31.39	63.27	-31.88	19.47	Neutral	-	11.92	9.59	0.01	9.87
AV	208.304k	18.94	53.27	-34.33	19.47	Neutral	-	-0.53	9.59	0.01	9.87
QP	352.963k	15.82	58.89	-43.07	19.48	Neutral	-	-3.66	9.59	0.01	9.88
AV	352.963k	12.87	48.89	-36.02	19.48	Neutral	-	-6.61	9.59	0.01	9.88
QP	1.494M	18.67	56.00	-37.33	19.52	Neutral	-	-0.85	9.60	0.03	9.89
AV	1.494M	16.89	46.00	-29.11	19.52	Neutral	"Worst"	-2.63	9.60	0.03	9.89
QP	2.18M	19.57	56.00	-36.43	19.53	Neutral	-	0.04	9.61	0.03	9.89
AV	2.18M	15.11	46.00	-30.89	19.53	Neutral	-	-4.42	9.61	0.03	9.89
QP	5.08M	19.43	60.00	-40.57	19.57	Neutral	-	-0.14	9.63	0.05	9.89
AV	5.08M	16.98	50.00	-33.02	19.57	Neutral	-	-2.59	9.63	0.05	9.89



AC Power-line Conducted Emissions Result

Operating Mode	1	Power Phase	Line
Operating Function	Adapter Mode		

10/09/2019



Type	Freq (Hz)	Level (dBuV)	Limit (dBuV)	Margin (dB)	Factor (dB)	Condition	Comment	Raw (dBuV)	LISN (dB)	CL (dB)	AT (dB)
QP	164.053k	37.56	65.25	-27.69	19.48	Line	"Worst"	18.08	9.60	0.01	9.87
AV	164.053k	21.53	55.25	-33.72	19.48	Line	-	2.05	9.60	0.01	9.87
QP	218.929k	28.65	62.86	-34.21	19.48	Line	-	9.17	9.60	0.01	9.87
AV	218.929k	17.87	52.86	-34.99	19.48	Line	-	-1.61	9.60	0.01	9.87
QP	374.678k	19.22	58.39	-39.17	19.48	Line	-	-0.26	9.59	0.01	9.88
AV	374.678k	15.44	48.39	-32.95	19.48	Line	-	-4.04	9.59	0.01	9.88
QP	1.494M	18.38	56.00	-37.62	19.53	Line	-	-1.15	9.61	0.03	9.89
AV	1.494M	16.64	46.00	-29.36	19.53	Line	-	-2.89	9.61	0.03	9.89
QP	2.687M	17.73	56.00	-38.27	19.55	Line	-	-1.82	9.62	0.04	9.89
AV	2.687M	15.62	46.00	-30.38	19.55	Line	-	-3.93	9.62	0.04	9.89
QP	3.883M	20.71	56.00	-35.29	19.57	Line	-	1.14	9.63	0.05	9.89
AV	3.883M	17.57	46.00	-28.43	19.57	Line	-	-2.00	9.63	0.05	9.89

Summary

Mode	Max-N dB (Hz)	Max-OBW (Hz)	ITU-Code	Min-N dB (Hz)	Min-OBW (Hz)
5.15-5.25GHz	-	-	-	-	-
802.11a_Nss1,(6Mbps)_2TX	22.02M	16.342M	16M3D1D	19.71M	16.282M
802.11ac VHT20_Nss1,(MCS0)_2TX	20.82M	17.481M	17M5D1D	19.77M	17.421M
802.11ac VHT40_Nss1,(MCS0)_2TX	43.62M	36.042M	36M0D1D	40.32M	35.802M
802.11ac VHT80_Nss1,(MCS0)_2TX	83.28M	74.963M	75M0D1D	82.56M	74.843M
5.25-5.35GHz	-	-	-	-	-
802.11a_Nss1,(6Mbps)_2TX	21.12M	16.342M	16M3D1D	19.62M	16.282M
802.11ac VHT20_Nss1,(MCS0)_2TX	21.48M	17.511M	17M5D1D	20.55M	17.451M
802.11ac VHT40_Nss1,(MCS0)_2TX	43.2M	35.862M	35M9D1D	40.02M	35.742M
802.11ac VHT80_Nss1,(MCS0)_2TX	83.28M	74.963M	75M0D1D	82.44M	74.723M
5.47-5.725GHz	-	-	-	-	-
802.11a_Nss1,(6Mbps)_2TX	26.01M	16.432M	16M4D1D	15.915M	12.849M
802.11ac VHT20_Nss1,(MCS0)_2TX	24.06M	17.541M	17M5D1D	15.72M	13.448M
802.11ac VHT40_Nss1,(MCS0)_2TX	47.845M	35.982M	36M0D1D	40.38M	32.849M
802.11ac VHT80_Nss1,(MCS0)_2TX	104.88M	75.442M	75M4D1D	83.04M	72.039M
5.725-5.85GHz	-	-	-	-	-
802.11a_Nss1,(6Mbps)_2TX	16.29M	16.522M	16M5D1D	2.84M	5.857M
802.11ac VHT20_Nss1,(MCS0)_2TX	15.69M	17.571M	17M6D1D	2.78M	4.798M
802.11ac VHT40_Nss1,(MCS0)_2TX	35.1M	36.222M	36M2D1D	2.52M	19.05M
802.11ac VHT80_Nss1,(MCS0)_2TX	75M	75.682M	75M7D1D	2.56M	33.763M

Max-N dB = Maximum 6dB down bandwidth for 5.725-5.85GHz band / Maximum 26dB down bandwidth for other band;

Max-OBW = Maximum 99% occupied bandwidth;

Min-N dB = Minimum 6dB down bandwidth for 5.725-5.85GHz band / Maximum 26dB down bandwidth for other band;

Min-OBW = Minimum 99% occupied bandwidth;

Result

Mode	Result	Limit (Hz)	Port 1-N dB (Hz)	Port 1-OBW (Hz)	Port 2-N dB (Hz)	Port 2-OBW (Hz)
802.11a_Nss1,(6Mbps)_2TX	-	-	-	-	-	-
5180MHz	Pass	Inf	19.71M	16.312M	21.12M	16.312M
5200MHz	Pass	Inf	20.1M	16.282M	20.91M	16.342M
5240MHz	Pass	Inf	19.83M	16.282M	22.02M	16.312M
5260MHz	Pass	Inf	20.52M	16.282M	21.12M	16.342M
5300MHz	Pass	Inf	19.62M	16.312M	20.55M	16.342M
5320MHz	Pass	Inf	19.98M	16.312M	21.09M	16.312M
5500MHz	Pass	Inf	19.95M	16.312M	19.98M	16.342M
5580MHz	Pass	Inf	23.85M	16.372M	22.32M	16.402M
5700MHz	Pass	Inf	25.2M	16.402M	26.01M	16.432M
5720MHz Straddle 5.47-5.725GHz	Pass	Inf	15.915M	12.849M	17.835M	12.924M
5720MHz Straddle 5.725-5.85GHz	Pass	500k	2.84M	5.857M	2.84M	6.857M
5745MHz	Pass	500k	15.09M	16.402M	15.03M	16.492M
5785MHz	Pass	500k	16.29M	16.372M	15.03M	16.522M
5825MHz	Pass	500k	14.94M	16.342M	15.09M	16.432M
802.11ac VHT20_Nss1,(MCS0)_2TX	-	-	-	-	-	-
5180MHz	Pass	Inf	20.82M	17.451M	20.73M	17.481M
5200MHz	Pass	Inf	19.98M	17.451M	20.61M	17.481M
5240MHz	Pass	Inf	19.77M	17.421M	20.82M	17.481M
5260MHz	Pass	Inf	20.79M	17.451M	21.12M	17.481M
5300MHz	Pass	Inf	21M	17.451M	20.55M	17.511M
5320MHz	Pass	Inf	21.48M	17.481M	20.61M	17.481M
5500MHz	Pass	Inf	20.82M	17.481M	21.06M	17.481M
5580MHz	Pass	Inf	22.2M	17.481M	21.18M	17.511M
5700MHz	Pass	Inf	22.95M	17.481M	24.06M	17.541M
5720MHz Straddle 5.47-5.725GHz	Pass	Inf	15.72M	13.448M	17.25M	13.523M
5720MHz Straddle 5.725-5.85GHz	Pass	500k	2.8M	4.798M	2.78M	6.017M
5745MHz	Pass	500k	15.12M	17.511M	15.09M	17.541M
5785MHz	Pass	500k	15.06M	17.481M	15.69M	17.571M
5825MHz	Pass	500k	15.09M	17.481M	15.03M	17.541M
802.11ac VHT40_Nss1,(MCS0)_2TX	-	-	-	-	-	-
5190MHz	Pass	Inf	41.22M	35.802M	40.32M	35.802M
5230MHz	Pass	Inf	42.06M	35.922M	43.62M	36.042M
5270MHz	Pass	Inf	43.2M	35.862M	42.78M	35.862M
5310MHz	Pass	Inf	40.92M	35.742M	40.02M	35.862M
5510MHz	Pass	Inf	40.8M	35.802M	40.38M	35.802M
5550MHz	Pass	Inf	45.24M	35.982M	41.94M	35.922M
5670MHz	Pass	Inf	42.72M	35.922M	43.2M	35.982M
5710MHz Straddle 5.47-5.725GHz	Pass	Inf	47.845M	32.849M	47.775M	32.919M
5710MHz Straddle 5.725-5.85GHz	Pass	500k	2.54M	19.05M	2.52M	21.249M
5755MHz	Pass	500k	35.1M	36.042M	34.98M	36.222M
5795MHz	Pass	500k	35.04M	35.982M	34.92M	36.162M
802.11ac VHT80_Nss1,(MCS0)_2TX	-	-	-	-	-	-
5210MHz	Pass	Inf	83.28M	74.963M	82.56M	74.843M

Mode	Result	Limit (Hz)	Port 1-N dB (Hz)	Port 1-OBW (Hz)	Port 2-N dB (Hz)	Port 2-OBW (Hz)
5290MHz	Pass	Inf	83.28M	74.963M	82.44M	74.723M
5530MHz	Pass	Inf	83.4M	74.963M	83.04M	75.082M
5610MHz	Pass	Inf	104.88M	75.442M	95.28M	75.322M
5690MHz Straddle 5.47-5.725GHz	Pass	Inf	84.525M	72.039M	88.875M	72.114M
5690MHz Straddle 5.725-5.85GHz	Pass	500k	2.9M	33.763M	2.56M	34.263M
5775MHz	Pass	500k	75M	75.202M	72.48M	75.682M

Port X-N dB = Port X 6dB down bandwidth for 5.725-5.85GHz band / 26dB down bandwidth for other band

Port X-OBW = Port X 99% occupied bandwidth;

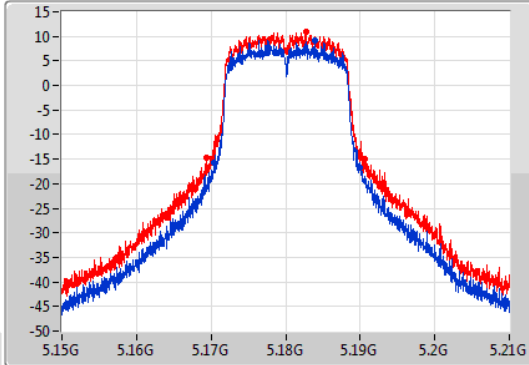
802.11a_Nss1,(6Mbps)_2TX

EBW

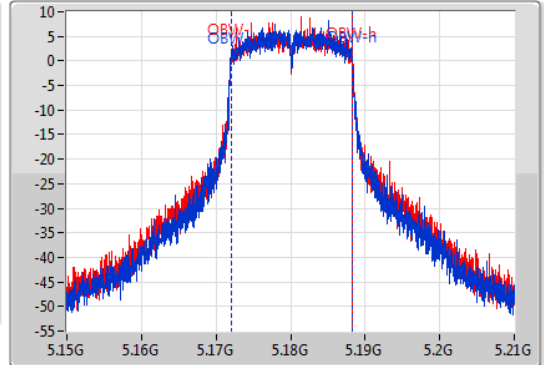
5180MHz

27/08/2019

CF: 5.18GHz
 Span: 60MHz
 RBW: 300kHz
 VBW: 1MHz
 Sweep Time: 100ms
 Detector Type: Peak



CF: 5.18GHz
 Span: 60MHz
 RBW: 200kHz
 VBW: 1MHz
 Sweep Time: 100ms
 Detector Type: Sample



26dB(Hz)	Fl-26dB(Hz)	Fh-26dB(Hz)	OBW(Hz)	Fl-OBW(Hz)	Fh-OBW(Hz)	Limit(Hz)	Port
19.71M	5.17031G	5.19002G	16.312M	5.171994G	5.188306G	Inf	1
21.12M	5.16944G	5.19056G	16.312M	5.171994G	5.188306G	Inf	2

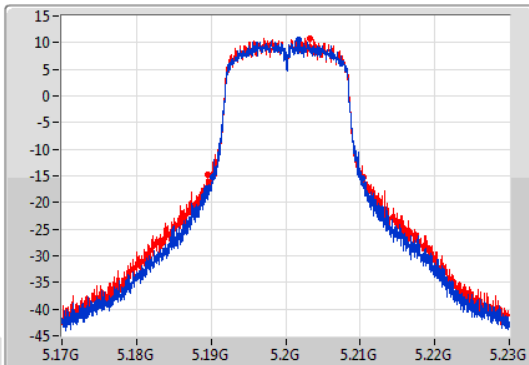
802.11a_Nss1,(6Mbps)_2TX

EBW

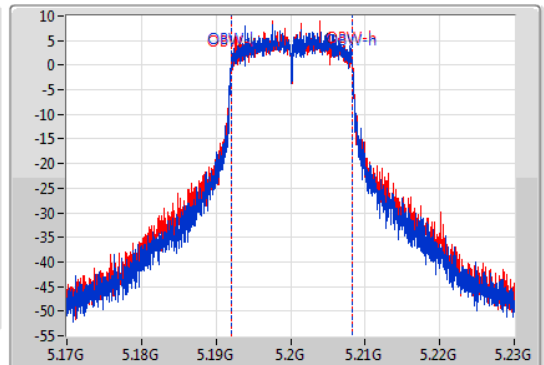
5200MHz

27/08/2019

CF: 5.2GHz
 Span: 60MHz
 RBW: 300kHz
 VBW: 1MHz
 Sweep Time: 100ms
 Detector Type: Peak



CF: 5.2GHz
 Span: 60MHz
 RBW: 200kHz
 VBW: 1MHz
 Sweep Time: 100ms
 Detector Type: Sample



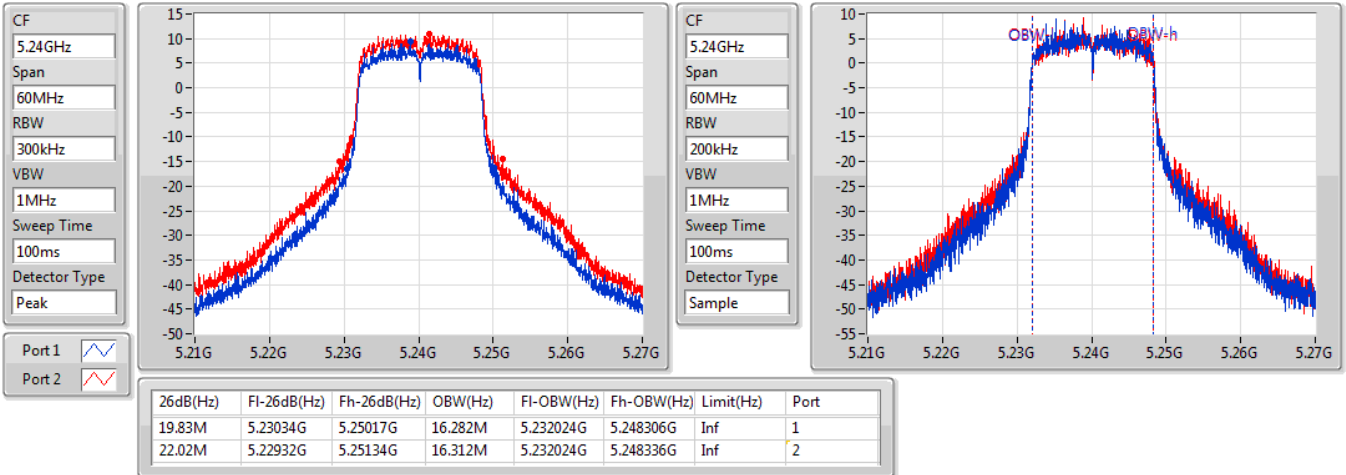
26dB(Hz)	Fl-26dB(Hz)	Fh-26dB(Hz)	OBW(Hz)	Fl-OBW(Hz)	Fh-OBW(Hz)	Limit(Hz)	Port
20.1M	5.19022G	5.21032G	16.282M	5.192024G	5.208306G	Inf	1
20.91M	5.18959G	5.2105G	16.342M	5.191994G	5.208336G	Inf	2

802.11a_Nss1,(6Mbps)_2TX

EBW

5240MHz

27/08/2019

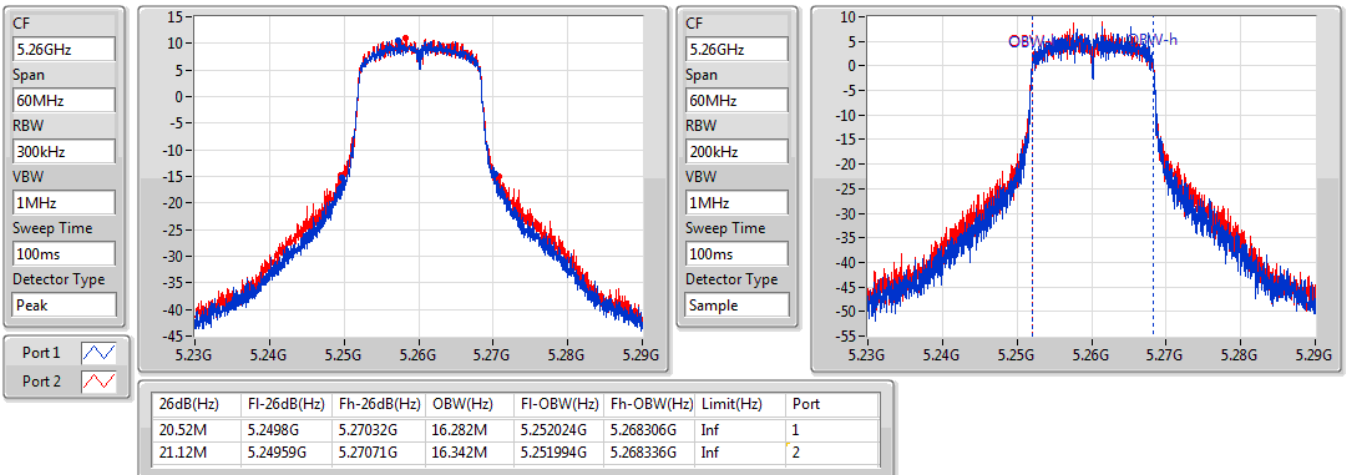


802.11a_Nss1,(6Mbps)_2TX

EBW

5260MHz

26/08/2019

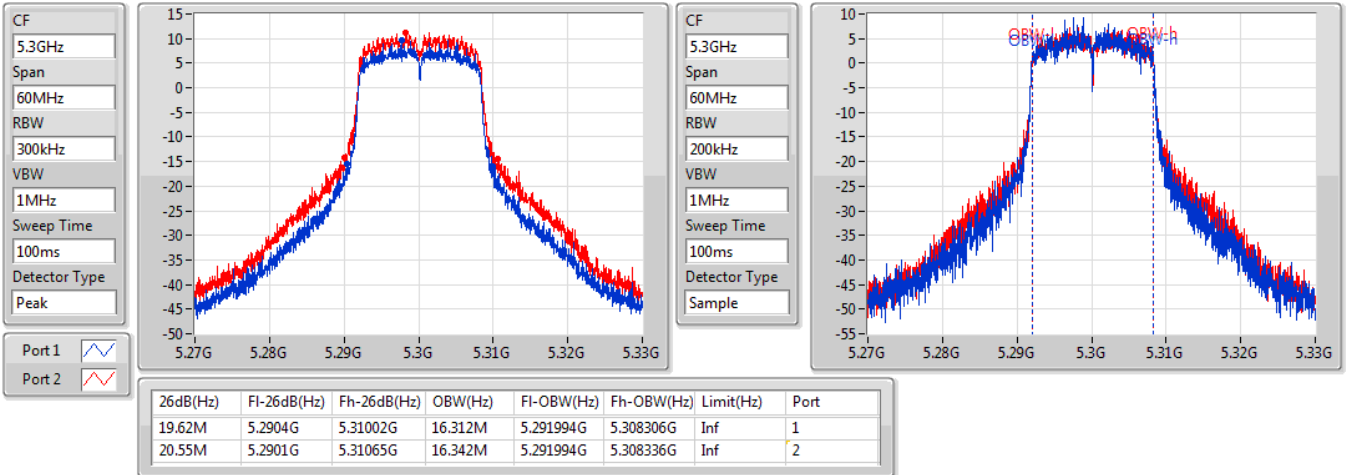


802.11a_Nss1,(6Mbps)_2TX

EBW

5300MHz

26/08/2019

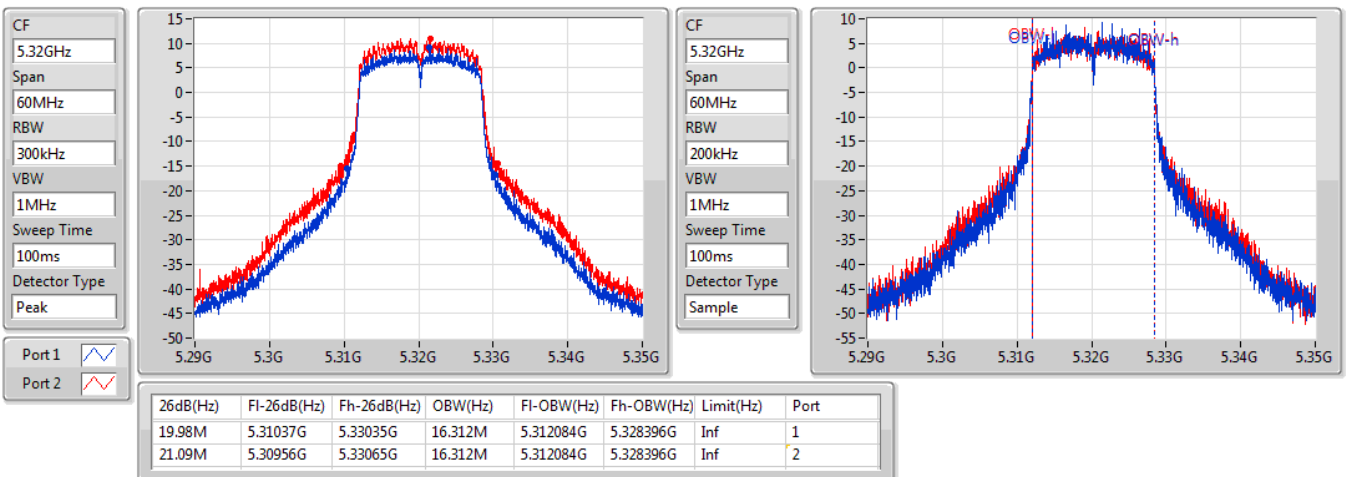


802.11a_Nss1,(6Mbps)_2TX

EBW

5320MHz

26/08/2019



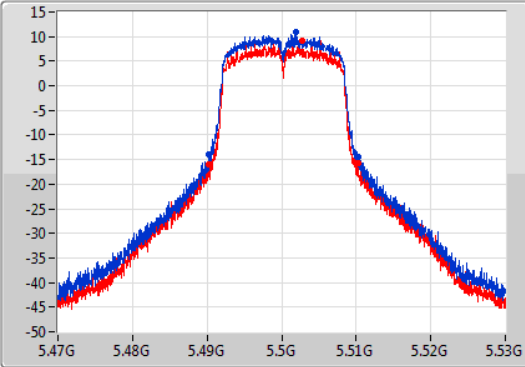
802.11a_Nss1,(6Mbps)_2TX

EBW

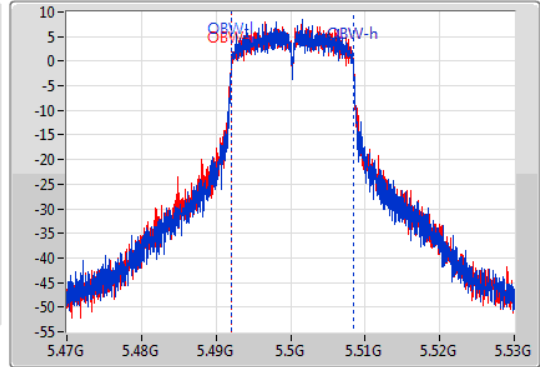
5500MHz

26/08/2019

CF: 5.5GHz
 Span: 60MHz
 RBW: 300kHz
 VBW: 1MHz
 Sweep Time: 100ms
 Detector Type: Peak



CF: 5.5GHz
 Span: 60MHz
 RBW: 200kHz
 VBW: 1MHz
 Sweep Time: 100ms
 Detector Type: Sample



26dB(Hz)	Fl-26dB(Hz)	Fh-26dB(Hz)	OBW(Hz)	Fl-OBW(Hz)	Fh-OBW(Hz)	Limit(Hz)	Port
19.95M	5.49028G	5.51023G	16.312M	5.492084G	5.508396G	Inf	1
19.98M	5.49022G	5.5102G	16.342M	5.492054G	5.508396G	Inf	2

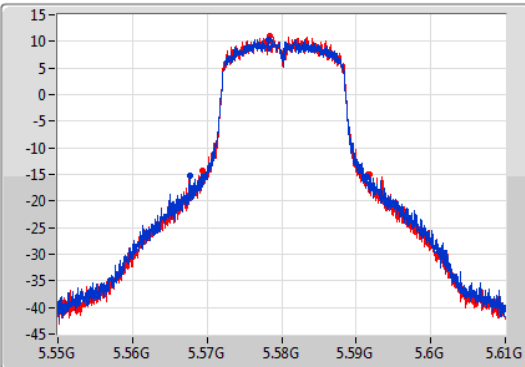
802.11a_Nss1,(6Mbps)_2TX

EBW

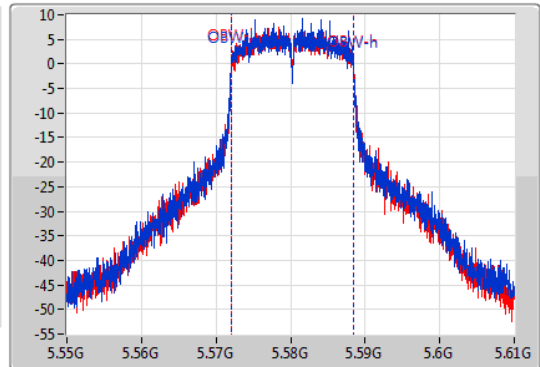
5580MHz

26/08/2019

CF: 5.58GHz
 Span: 60MHz
 RBW: 300kHz
 VBW: 1MHz
 Sweep Time: 100ms
 Detector Type: Peak



CF: 5.58GHz
 Span: 60MHz
 RBW: 200kHz
 VBW: 1MHz
 Sweep Time: 100ms
 Detector Type: Sample



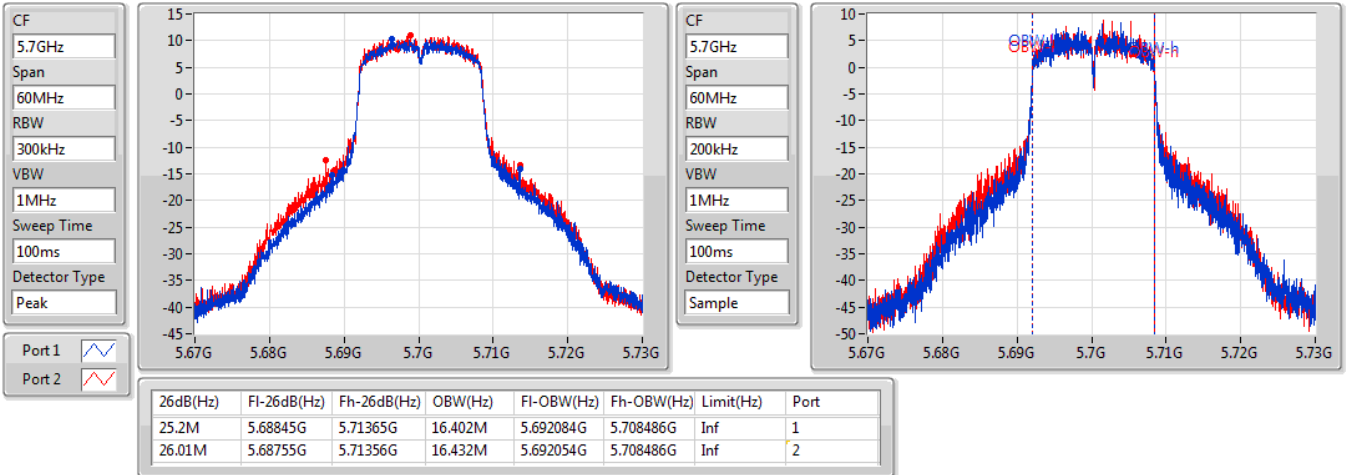
26dB(Hz)	Fl-26dB(Hz)	Fh-26dB(Hz)	OBW(Hz)	Fl-OBW(Hz)	Fh-OBW(Hz)	Limit(Hz)	Port
23.85M	5.56764G	5.59149G	16.372M	5.572054G	5.588426G	Inf	1
22.32M	5.56944G	5.59176G	16.402M	5.572054G	5.588456G	Inf	2

802.11a_Nss1,(6Mbps)_2TX

EBW

5700MHz

26/08/2019

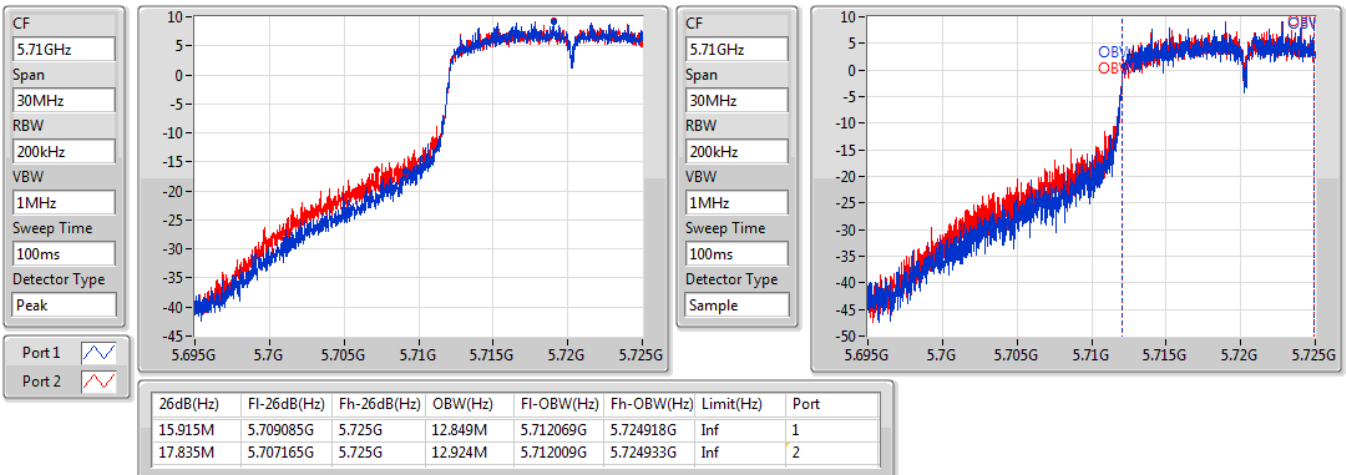


802.11a_Nss1,(6Mbps)_2TX

EBW

5720MHz Straddle 5.47-5.725GHz

26/08/2019

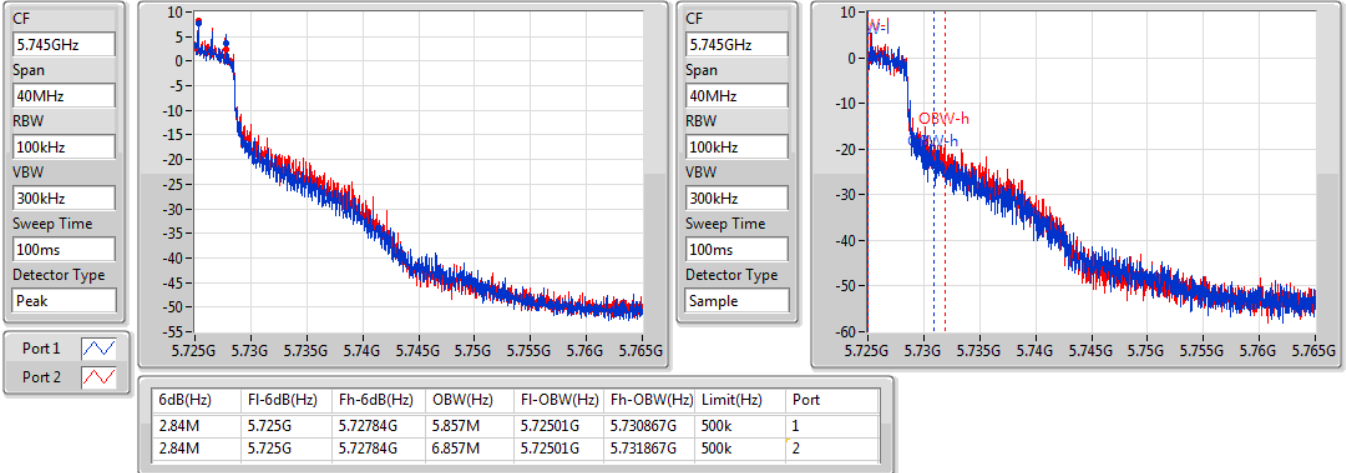


802.11a_Nss1,(6Mbps)_2TX

EBW

5720MHz Straddle 5.725-5.85GHz

26/08/2019

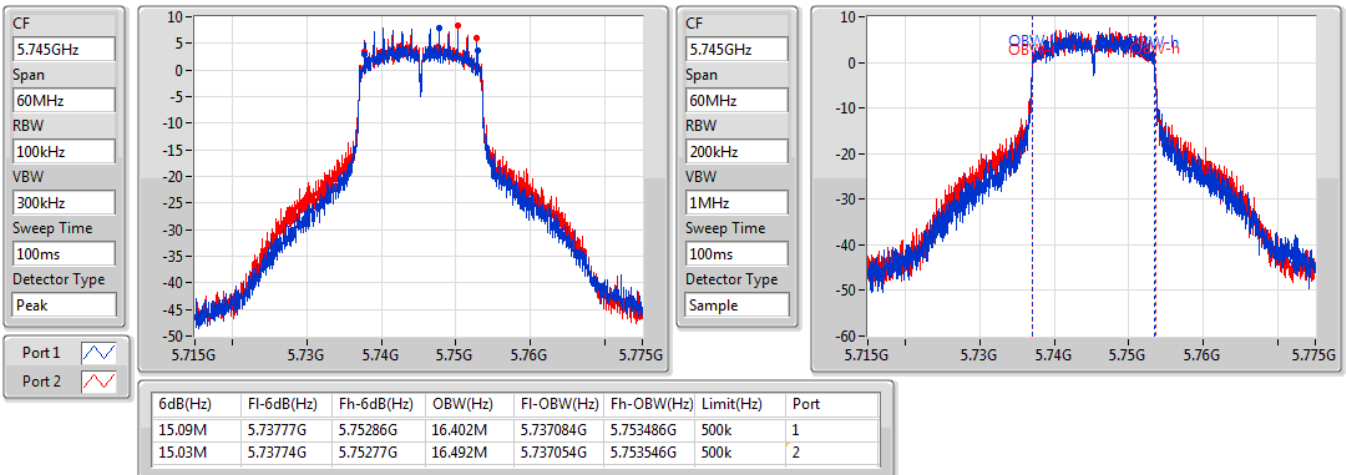


802.11a_Nss1,(6Mbps)_2TX

EBW

5745MHz

26/08/2019



802.11a_Nss1,(6Mbps)_2TX

EBW

5785MHz

26/08/2019

CF
5.785GHz

Span
60MHz

RBW
100kHz

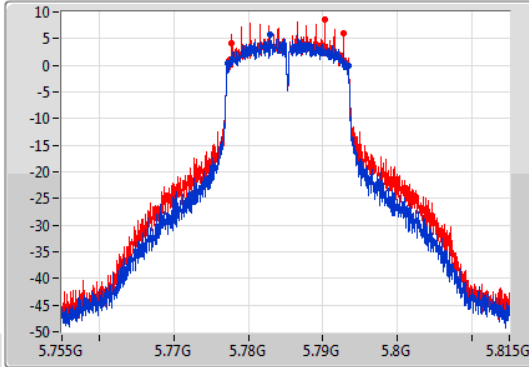
VBW
300kHz

Sweep Time
100ms

Detector Type
Peak

Port 1

Port 2



CF
5.785GHz

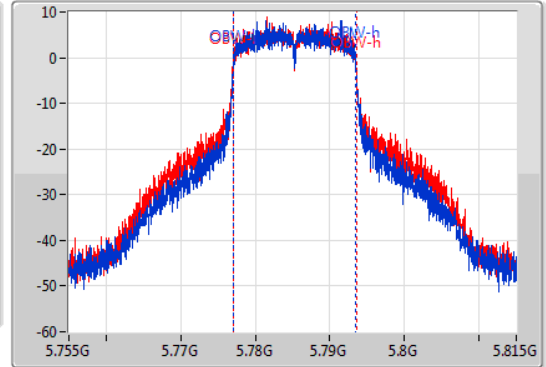
Span
60MHz

RBW
200kHz

VBW
1MHz

Sweep Time
100ms

Detector Type
Sample



6dB(Hz)	Fl-6dB(Hz)	Fh-6dB(Hz)	OBW(Hz)	Fl-OBW(Hz)	Fh-OBW(Hz)	Limit(Hz)	Port
16.29M	5.77717G	5.79346G	16.372M	5.777084G	5.793456G	500k	1
15.03M	5.77774G	5.79277G	16.522M	5.777024G	5.793546G	500k	2

802.11a_Nss1,(6Mbps)_2TX

EBW

5825MHz

26/08/2019

CF
5.825GHz

Span
60MHz

RBW
100kHz

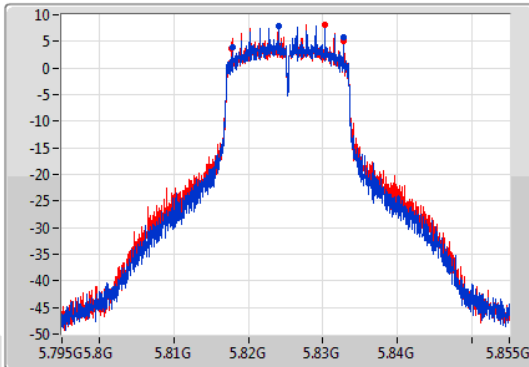
VBW
300kHz

Sweep Time
100ms

Detector Type
Peak

Port 1

Port 2



CF
5.825GHz

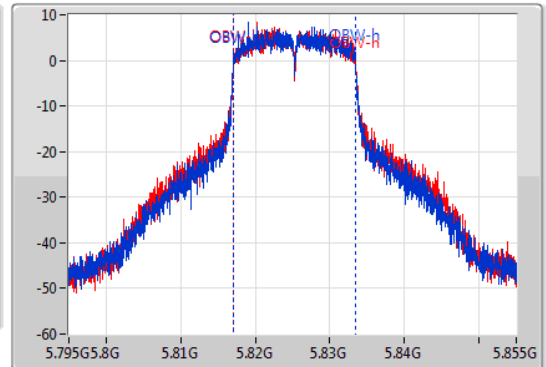
Span
60MHz

RBW
200kHz

VBW
1MHz

Sweep Time
100ms

Detector Type
Sample



6dB(Hz)	Fl-6dB(Hz)	Fh-6dB(Hz)	OBW(Hz)	Fl-OBW(Hz)	Fh-OBW(Hz)	Limit(Hz)	Port
14.94M	5.81786G	5.8328G	16.342M	5.817114G	5.833456G	500k	1
15.09M	5.81774G	5.83283G	16.432M	5.817084G	5.833516G	500k	2

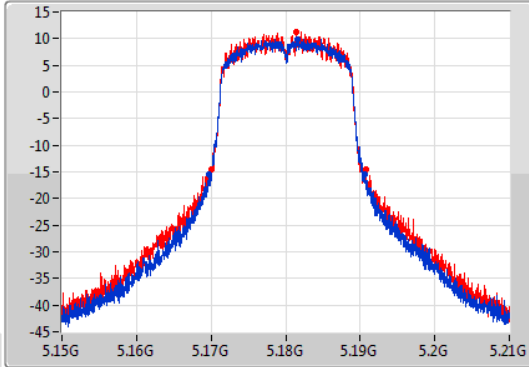
802.11ac VHT20_Nss1,(MCS0)_2TX

EBW

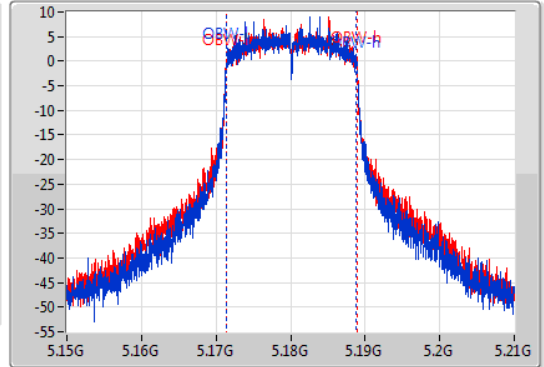
5180MHz

27/08/2019

CF: 5.18GHz
 Span: 60MHz
 RBW: 300kHz
 VBW: 1MHz
 Sweep Time: 100ms
 Detector Type: Peak



CF: 5.18GHz
 Span: 60MHz
 RBW: 200kHz
 VBW: 1MHz
 Sweep Time: 100ms
 Detector Type: Sample



26dB(Hz)	Fl-26dB(Hz)	Fh-26dB(Hz)	OBW(Hz)	Fl-OBW(Hz)	Fh-OBW(Hz)	Limit(Hz)	Port
20.82M	5.16974G	5.19056G	17.451M	5.171394G	5.188846G	Inf	1
20.73M	5.1701G	5.19083G	17.481M	5.171394G	5.188876G	Inf	2

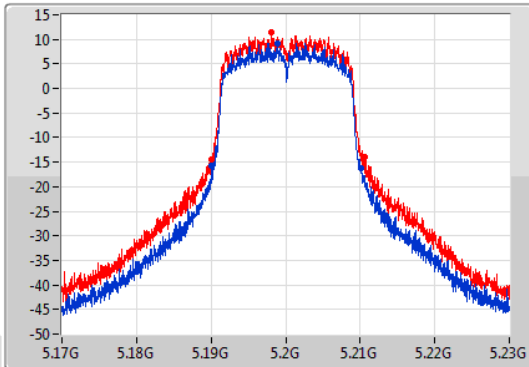
802.11ac VHT20_Nss1,(MCS0)_2TX

EBW

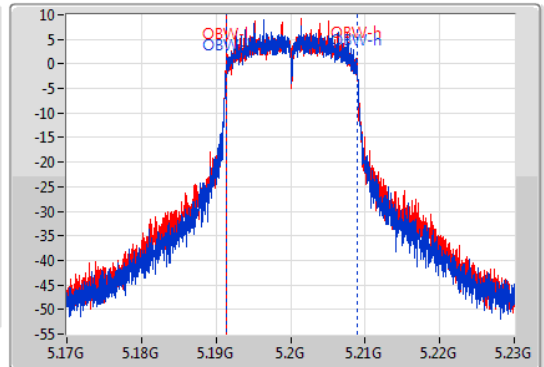
5200MHz

27/08/2019

CF: 5.2GHz
 Span: 60MHz
 RBW: 300kHz
 VBW: 1MHz
 Sweep Time: 100ms
 Detector Type: Peak



CF: 5.2GHz
 Span: 60MHz
 RBW: 200kHz
 VBW: 1MHz
 Sweep Time: 100ms
 Detector Type: Sample



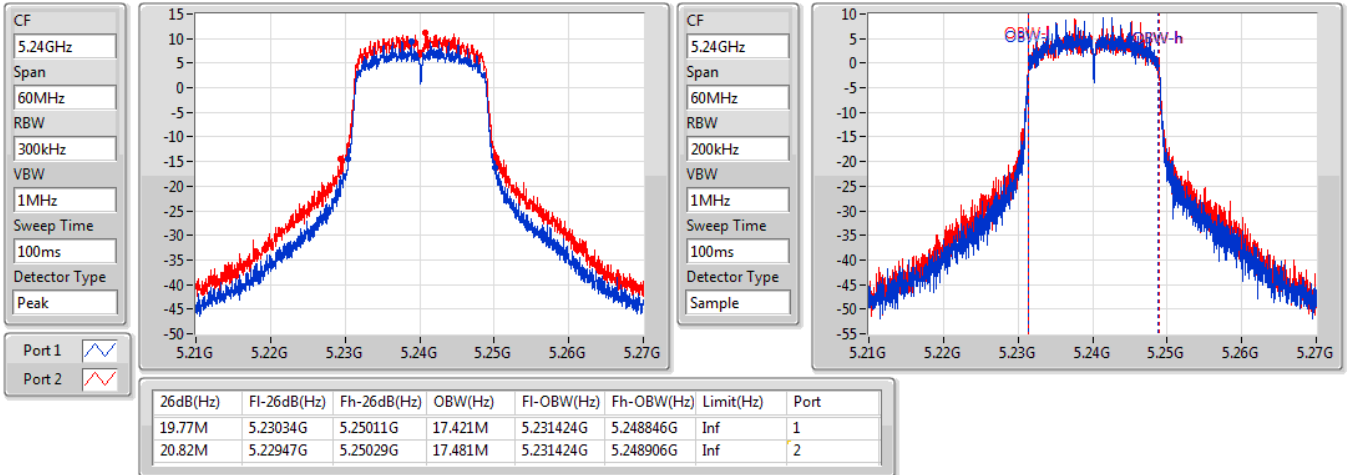
26dB(Hz)	Fl-26dB(Hz)	Fh-26dB(Hz)	OBW(Hz)	Fl-OBW(Hz)	Fh-OBW(Hz)	Limit(Hz)	Port
19.98M	5.19007G	5.21005G	17.451M	5.191424G	5.208876G	Inf	1
20.61M	5.19007G	5.21068G	17.481M	5.191424G	5.208906G	Inf	2

802.11ac VHT20_Nss1,(MCS0)_2TX

EBW

5240MHz

27/08/2019

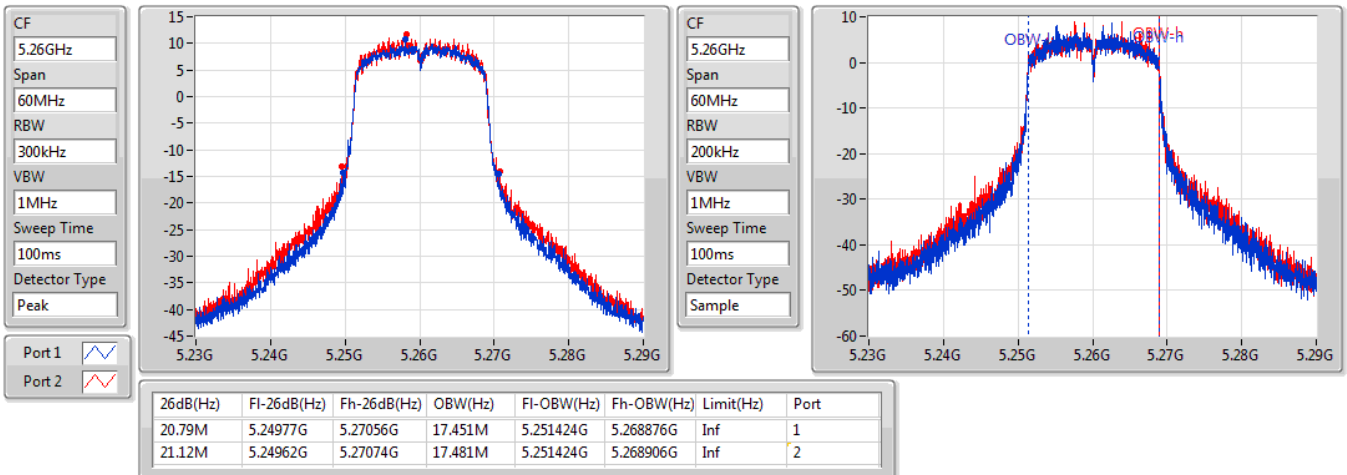


802.11ac VHT20_Nss1,(MCS0)_2TX

EBW

5260MHz

26/08/2019

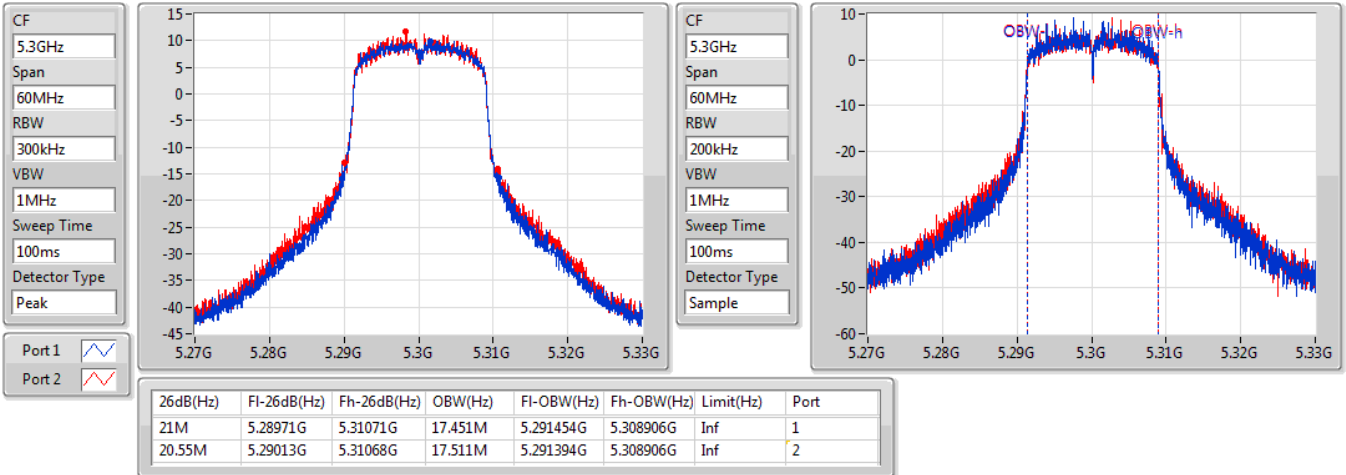


802.11ac VHT20_Nss1,(MCS0)_2TX

EBW

5300MHz

26/08/2019

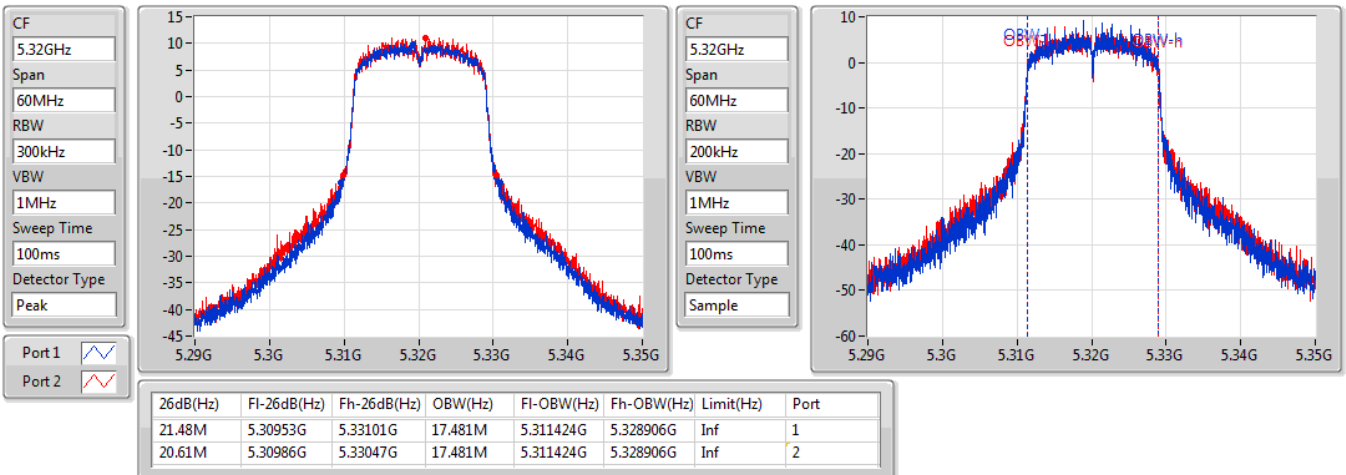


802.11ac VHT20_Nss1,(MCS0)_2TX

EBW

5320MHz

26/08/2019



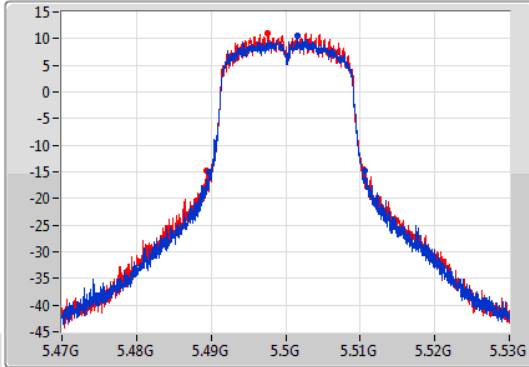
802.11ac VHT20_Nss1,(MCS0)_2TX

EBW

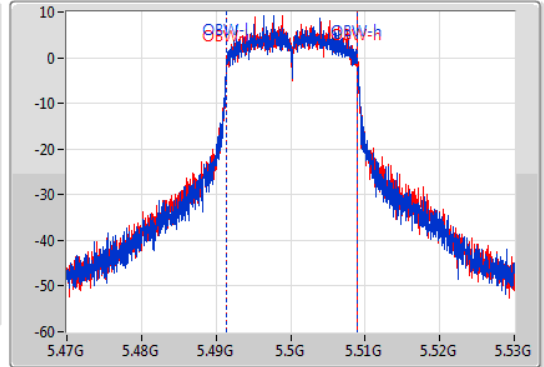
5500MHz

26/08/2019

CF
5.5GHz
Span
60MHz
RBW
300kHz
VBW
1MHz
Sweep Time
100ms
Detector Type
Peak



CF
5.5GHz
Span
60MHz
RBW
200kHz
VBW
1MHz
Sweep Time
100ms
Detector Type
Sample



26dB(Hz)	Fl-26dB(Hz)	Fh-26dB(Hz)	OBW(Hz)	Fl-OBW(Hz)	Fh-OBW(Hz)	Limit(Hz)	Port
20.82M	5.4898G	5.51062G	17.481M	5.491454G	5.508936G	Inf	1
21.06M	5.48941G	5.51047G	17.481M	5.491454G	5.508936G	Inf	2

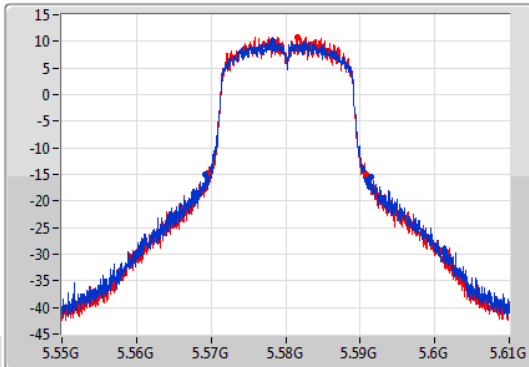
802.11ac VHT20_Nss1,(MCS0)_2TX

EBW

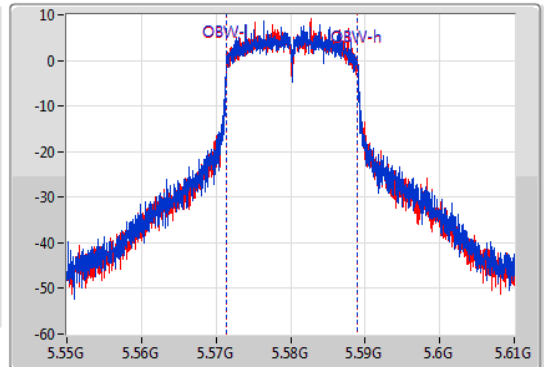
5580MHz

26/08/2019

CF
5.58GHz
Span
60MHz
RBW
300kHz
VBW
1MHz
Sweep Time
100ms
Detector Type
Peak



CF
5.58GHz
Span
60MHz
RBW
200kHz
VBW
1MHz
Sweep Time
100ms
Detector Type
Sample



26dB(Hz)	Fl-26dB(Hz)	Fh-26dB(Hz)	OBW(Hz)	Fl-OBW(Hz)	Fh-OBW(Hz)	Limit(Hz)	Port
22.2M	5.56926G	5.59146G	17.481M	5.571454G	5.588936G	Inf	1
21.18M	5.56956G	5.59074G	17.511M	5.571454G	5.588966G	Inf	2

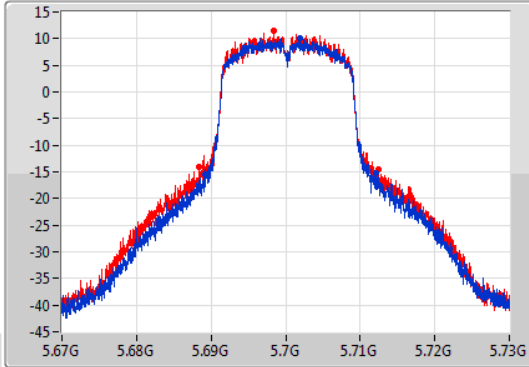
802.11ac VHT20_Nss1,(MCS0)_2TX

EBW

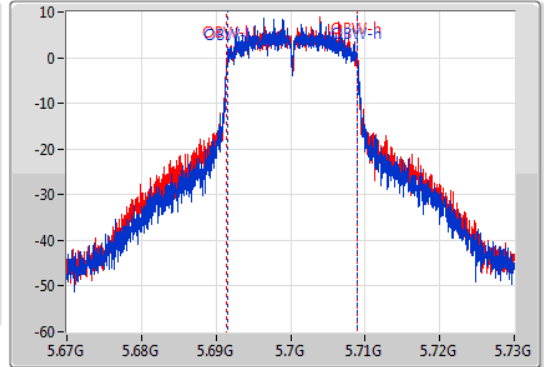
5700MHz

26/08/2019

CF
5.7GHz
Span
60MHz
RBW
300kHz
VBW
1MHz
Sweep Time
100ms
Detector Type
Peak



CF
5.7GHz
Span
60MHz
RBW
200kHz
VBW
1MHz
Sweep Time
100ms
Detector Type
Sample



26dB(Hz)	Fl-26dB(Hz)	Fh-26dB(Hz)	OBW(Hz)	Fl-OBW(Hz)	Fh-OBW(Hz)	Limit(Hz)	Port
22.95M	5.68923G	5.71218G	17.481M	5.691484G	5.708966G	Inf	1
24.06M	5.68842G	5.71248G	17.541M	5.691454G	5.708996G	Inf	2

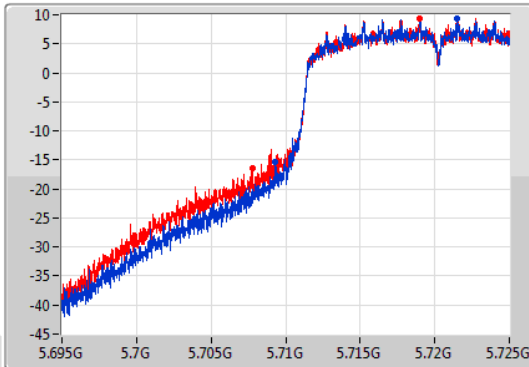
802.11ac VHT20_Nss1,(MCS0)_2TX

EBW

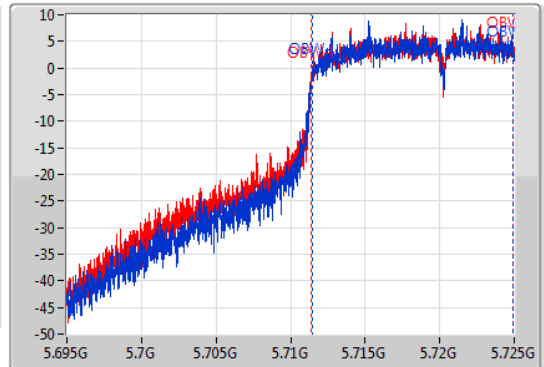
5720MHz Straddle 5.47-5.725GHz

26/08/2019

CF
5.71GHz
Span
30MHz
RBW
200kHz
VBW
1MHz
Sweep Time
100ms
Detector Type
Peak



CF
5.71GHz
Span
30MHz
RBW
200kHz
VBW
1MHz
Sweep Time
100ms
Detector Type
Sample



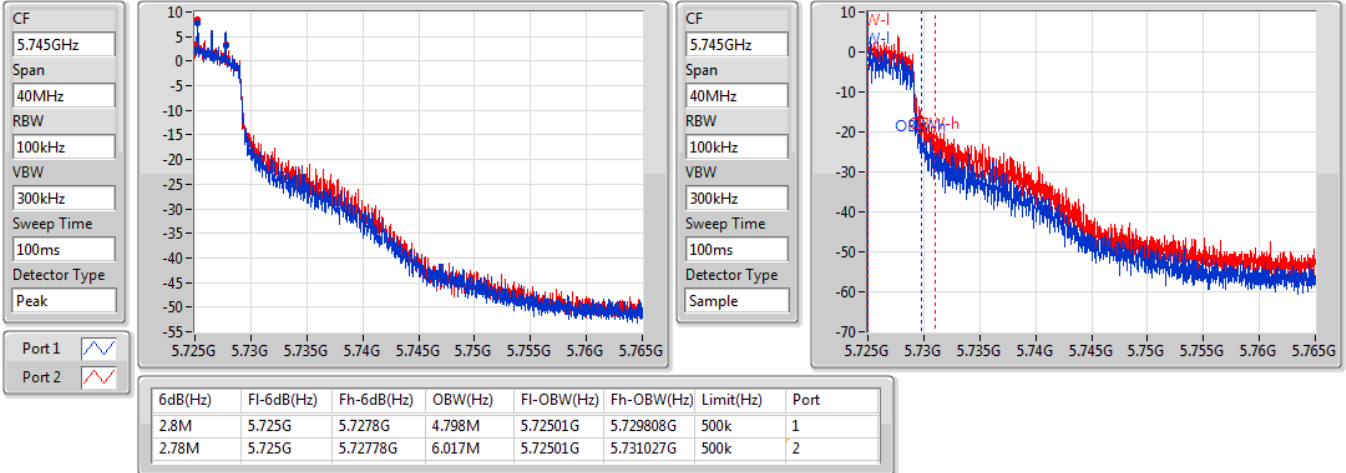
26dB(Hz)	Fl-26dB(Hz)	Fh-26dB(Hz)	OBW(Hz)	Fl-OBW(Hz)	Fh-OBW(Hz)	Limit(Hz)	Port
15.72M	5.70928G	5.725G	13.448M	5.711454G	5.724903G	Inf	1
17.25M	5.70775G	5.725G	13.523M	5.711409G	5.724933G	Inf	2

802.11ac VHT20_Nss1,(MCS0)_2TX

EBW

5720MHz Straddle 5.725-5.85GHz

26/08/2019

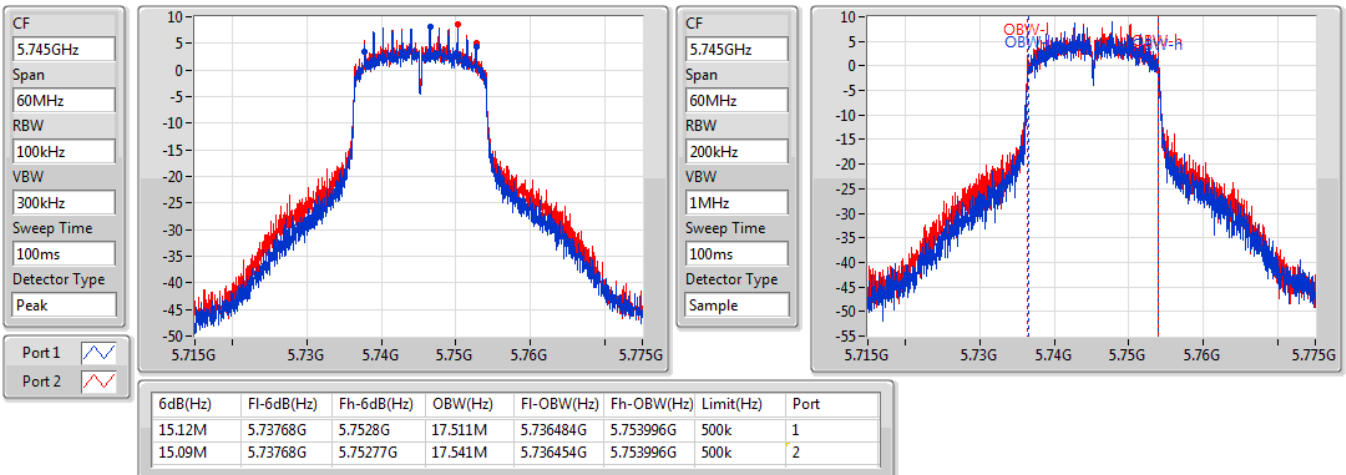


802.11ac VHT20_Nss1,(MCS0)_2TX

EBW

5745MHz

26/08/2019



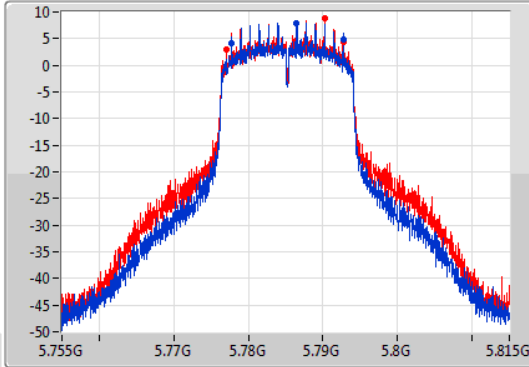
802.11ac VHT20_Nss1,(MCS0)_2TX

EBW

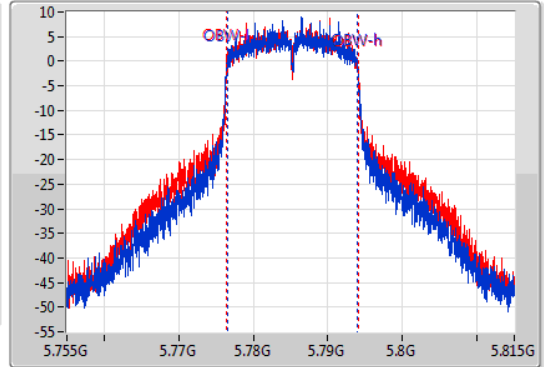
5785MHz

26/08/2019

CF
5.785GHz
Span
60MHz
RBW
100kHz
VBW
300kHz
Sweep Time
100ms
Detector Type
Peak



CF
5.785GHz
Span
60MHz
RBW
200kHz
VBW
1MHz
Sweep Time
100ms
Detector Type
Sample



6dB(Hz)	Fl-6dB(Hz)	Fh-6dB(Hz)	OBW(Hz)	Fl-OBW(Hz)	Fh-OBW(Hz)	Limit(Hz)	Port
15.06M	5.77771G	5.79277G	17.481M	5.776484G	5.793966G	500k	1
15.69M	5.77711G	5.7928G	17.571M	5.776454G	5.794025G	500k	2

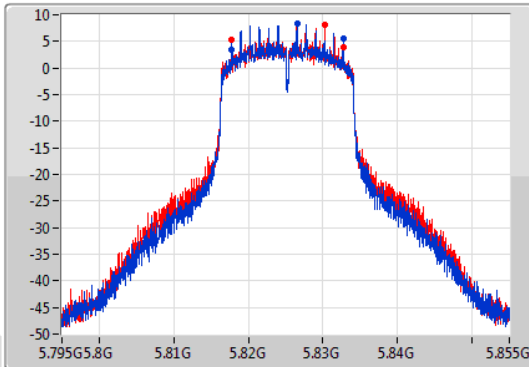
802.11ac VHT20_Nss1,(MCS0)_2TX

EBW

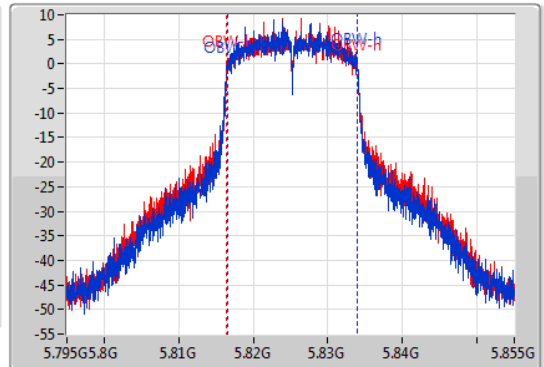
5825MHz

26/08/2019

CF
5.825GHz
Span
60MHz
RBW
100kHz
VBW
300kHz
Sweep Time
100ms
Detector Type
Peak



CF
5.825GHz
Span
60MHz
RBW
200kHz
VBW
1MHz
Sweep Time
100ms
Detector Type
Sample



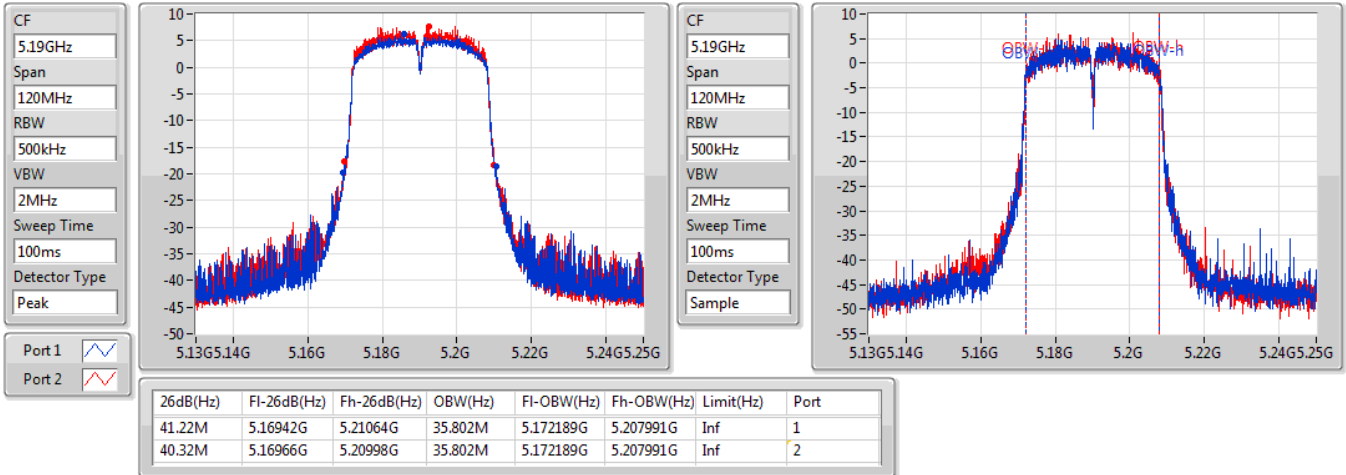
6dB(Hz)	Fl-6dB(Hz)	Fh-6dB(Hz)	OBW(Hz)	Fl-OBW(Hz)	Fh-OBW(Hz)	Limit(Hz)	Port
15.09M	5.81768G	5.83277G	17.481M	5.816484G	5.833966G	500k	1
15.03M	5.81777G	5.8328G	17.541M	5.816454G	5.833996G	500k	2

802.11ac VHT40_Nss1,(MCS0)_2TX

EBW

5190MHz

27/08/2019

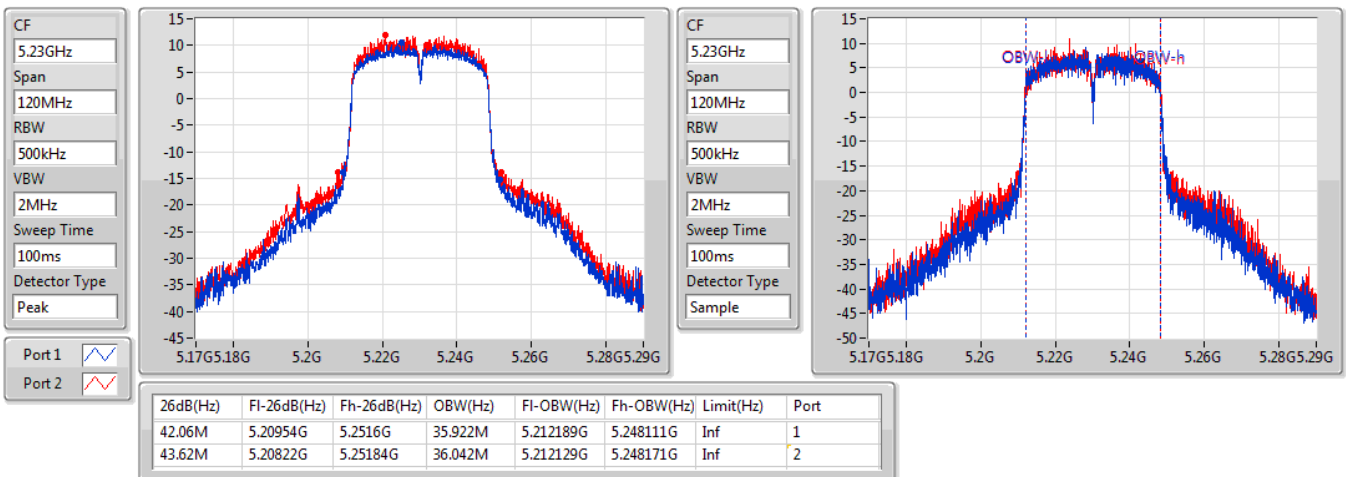


802.11ac VHT40_Nss1,(MCS0)_2TX

EBW

5230MHz

27/08/2019



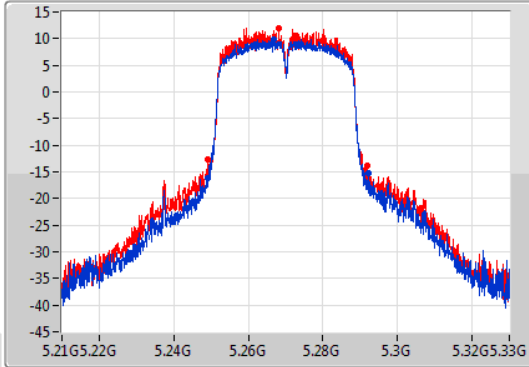
802.11ac VHT40_Nss1,(MCS0)_2TX

EBW

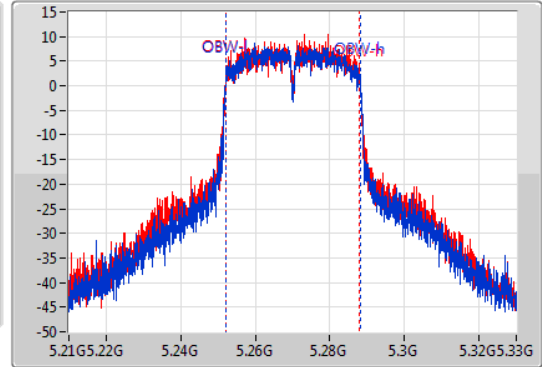
5270MHz

26/08/2019

CF
5.27GHz
Span
120MHz
RBW
500kHz
VBW
2MHz
Sweep Time
100ms
Detector Type
Peak



CF
5.27GHz
Span
120MHz
RBW
500kHz
VBW
2MHz
Sweep Time
100ms
Detector Type
Sample



26dB(Hz)	Fl-26dB(Hz)	Fh-26dB(Hz)	OBW(Hz)	Fl-OBW(Hz)	Fh-OBW(Hz)	Limit(Hz)	Port
43.2M	5.249G	5.2922G	35.862M	5.252189G	5.288051G	Inf	1
42.78M	5.24906G	5.29184G	35.862M	5.252129G	5.287991G	Inf	2

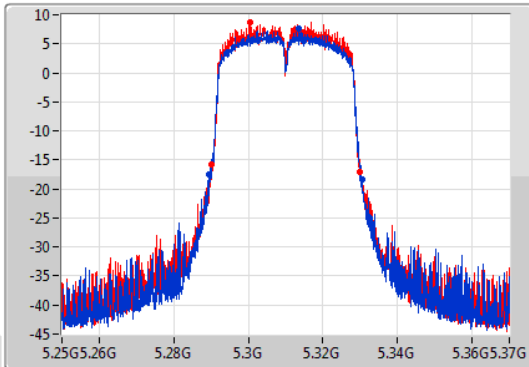
802.11ac VHT40_Nss1,(MCS0)_2TX

EBW

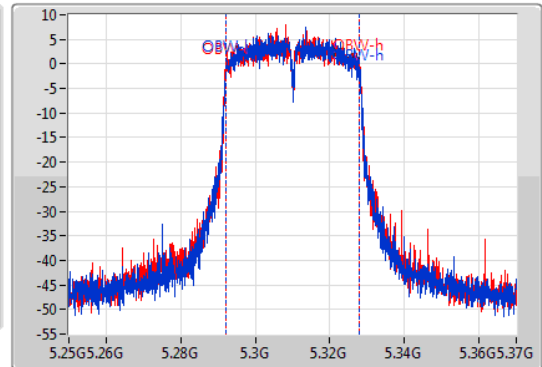
5310MHz

26/08/2019

CF
5.31GHz
Span
120MHz
RBW
500kHz
VBW
2MHz
Sweep Time
100ms
Detector Type
Peak



CF
5.31GHz
Span
120MHz
RBW
500kHz
VBW
2MHz
Sweep Time
100ms
Detector Type
Sample



26dB(Hz)	Fl-26dB(Hz)	Fh-26dB(Hz)	OBW(Hz)	Fl-OBW(Hz)	Fh-OBW(Hz)	Limit(Hz)	Port
40.92M	5.28948G	5.3304G	35.742M	5.292189G	5.327931G	Inf	1
40.02M	5.28996G	5.32998G	35.862M	5.292129G	5.327991G	Inf	2

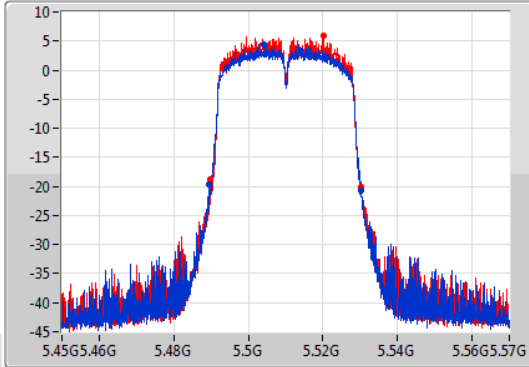
802.11ac VHT40_Nss1,(MCS0)_2TX

EBW

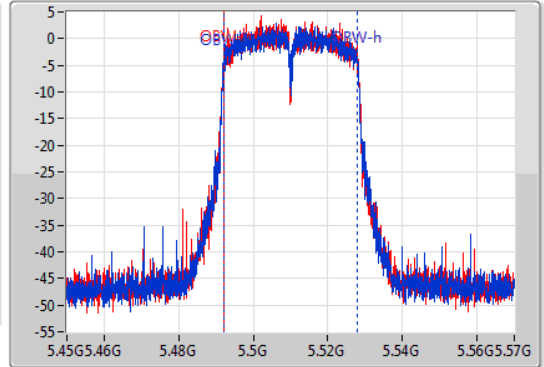
5510MHz

26/08/2019

CF
5.51GHz
Span
120MHz
RBW
500kHz
VBW
2MHz
Sweep Time
100ms
Detector Type
Peak
Port 1
Port 2



CF
5.51GHz
Span
120MHz
RBW
500kHz
VBW
2MHz
Sweep Time
100ms
Detector Type
Sample



26dB(Hz)	Fl-26dB(Hz)	Fh-26dB(Hz)	OBW(Hz)	Fl-OBW(Hz)	Fh-OBW(Hz)	Limit(Hz)	Port
40.8M	5.48954G	5.53034G	35.802M	5.492129G	5.527931G	Inf	1
40.38M	5.48972G	5.5301G	35.802M	5.492129G	5.527931G	Inf	2

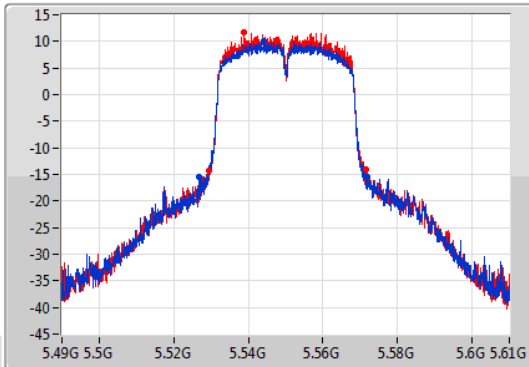
802.11ac VHT40_Nss1,(MCS0)_2TX

EBW

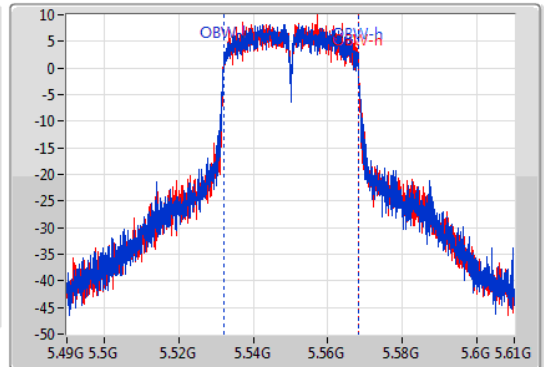
5550MHz

26/08/2019

CF
5.55GHz
Span
120MHz
RBW
500kHz
VBW
2MHz
Sweep Time
100ms
Detector Type
Peak
Port 1
Port 2



CF
5.55GHz
Span
120MHz
RBW
500kHz
VBW
2MHz
Sweep Time
100ms
Detector Type
Sample



26dB(Hz)	Fl-26dB(Hz)	Fh-26dB(Hz)	OBW(Hz)	Fl-OBW(Hz)	Fh-OBW(Hz)	Limit(Hz)	Port
45.24M	5.52666G	5.5719G	35.982M	5.532129G	5.568111G	Inf	1
41.94M	5.52948G	5.57142G	35.922M	5.532129G	5.568051G	Inf	2

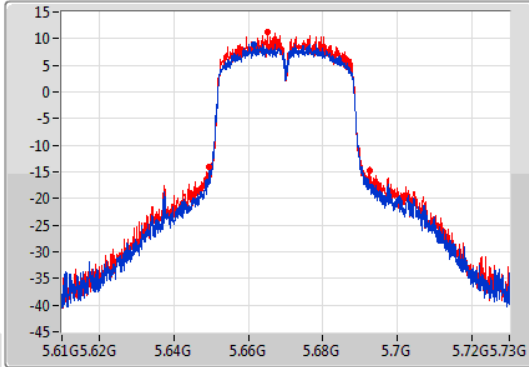
802.11ac VHT40_Nss1,(MCS0)_2TX

EBW

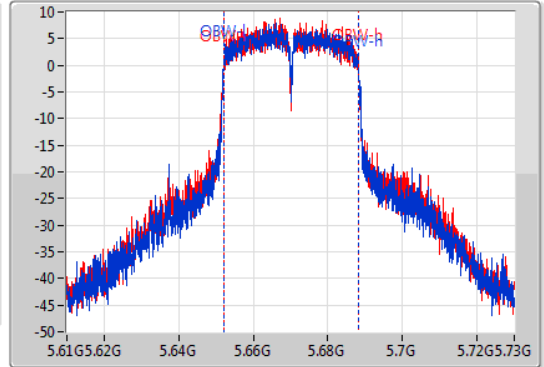
5670MHz

26/08/2019

CF
5.67GHz
Span
120MHz
RBW
500kHz
VBW
2MHz
Sweep Time
100ms
Detector Type
Peak



CF
5.67GHz
Span
120MHz
RBW
500kHz
VBW
2MHz
Sweep Time
100ms
Detector Type
Sample



26dB(Hz)	Fl-26dB(Hz)	Fh-26dB(Hz)	OBW(Hz)	Fl-OBW(Hz)	Fh-OBW(Hz)	Limit(Hz)	Port
42.72M	5.649G	5.69172G	35.922M	5.652189G	5.688111G	Inf	1
43.2M	5.64942G	5.69262G	35.982M	5.652129G	5.688111G	Inf	2

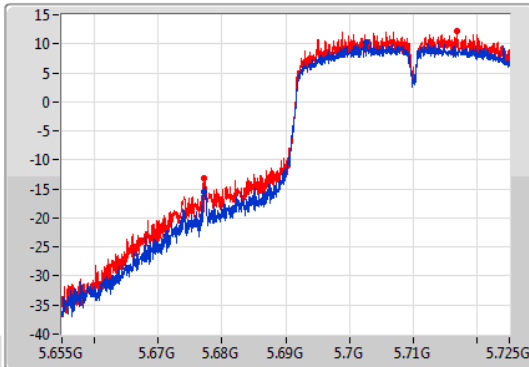
802.11ac VHT40_Nss1,(MCS0)_2TX

EBW

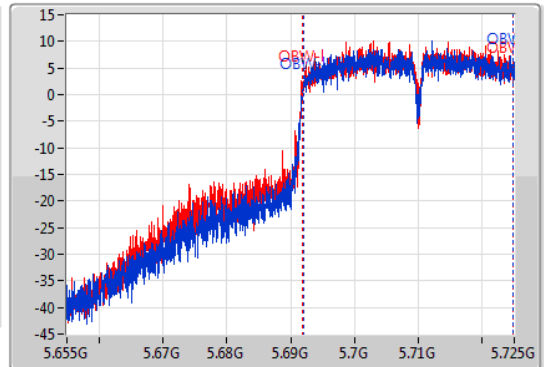
5710MHz Straddle 5.47-5.725GHz

26/08/2019

CF
5.69GHz
Span
70MHz
RBW
500kHz
VBW
2MHz
Sweep Time
100ms
Detector Type
Peak



CF
5.69GHz
Span
70MHz
RBW
500kHz
VBW
2MHz
Sweep Time
100ms
Detector Type
Sample



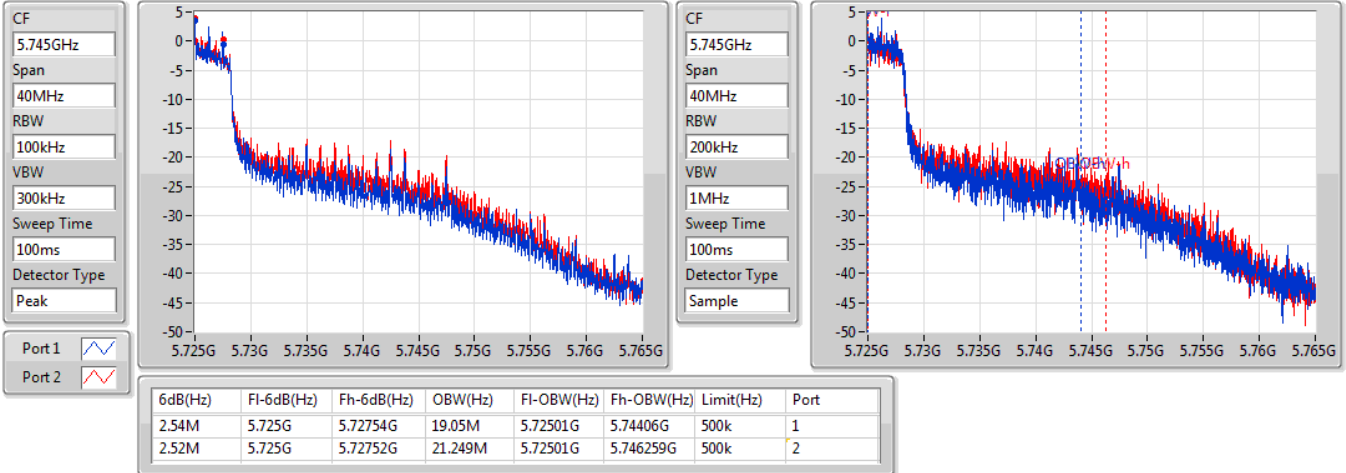
26dB(Hz)	Fl-26dB(Hz)	Fh-26dB(Hz)	OBW(Hz)	Fl-OBW(Hz)	Fh-OBW(Hz)	Limit(Hz)	Port
47.845M	5.677155G	5.725G	32.849M	5.691959G	5.724808G	Inf	1
47.775M	5.677225G	5.725G	32.919M	5.691854G	5.724773G	Inf	2

802.11ac VHT40_Nss1,(MCS0)_2TX

EBW

5710MHz Straddle 5.725-5.85GHz

26/08/2019

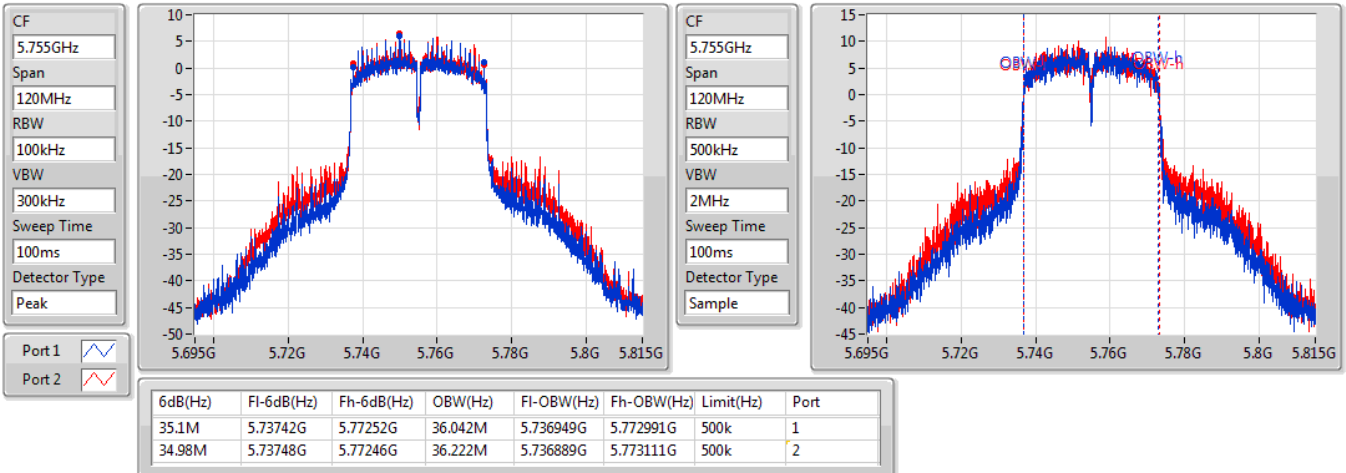


802.11ac VHT40_Nss1,(MCS0)_2TX

EBW

5755MHz

26/08/2019



802.11ac VHT40_Nss1,(MCS0)_2TX

EBW

5795MHz

26/08/2019

CF
5.795GHz

Span
120MHz

RBW
100kHz

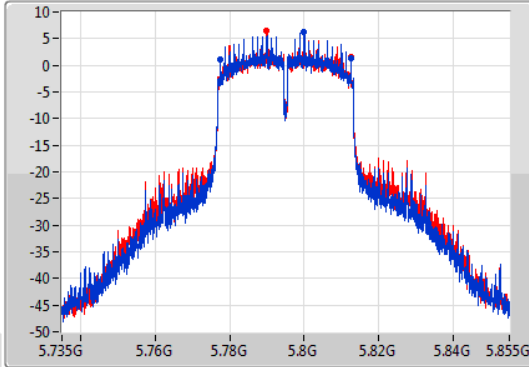
VBW
300kHz

Sweep Time
100ms

Detector Type
Peak

Port 1

Port 2



CF
5.795GHz

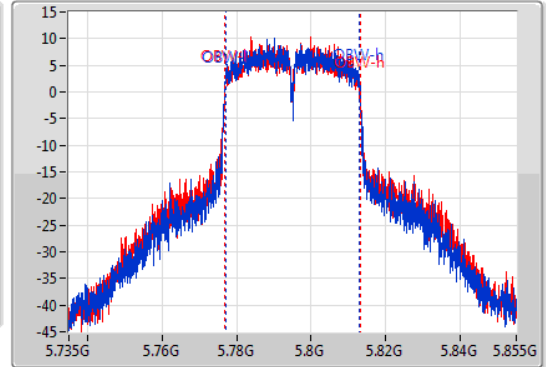
Span
120MHz

RBW
500kHz

VBW
2MHz

Sweep Time
100ms

Detector Type
Sample



6dB(Hz)	Fl-6dB(Hz)	Fh-6dB(Hz)	OBW(Hz)	Fl-OBW(Hz)	Fh-OBW(Hz)	Limit(Hz)	Port
35.04M	5.77748G	5.81252G	35.982M	5.777009G	5.812991G	500k	1
34.92M	5.77754G	5.81246G	36.162M	5.776889G	5.813051G	500k	2

802.11ac VHT80_Nss1,(MCS0)_2TX

EBW

5210MHz

26/08/2019

CF
5.21GHz

Span
240MHz

RBW
1MHz

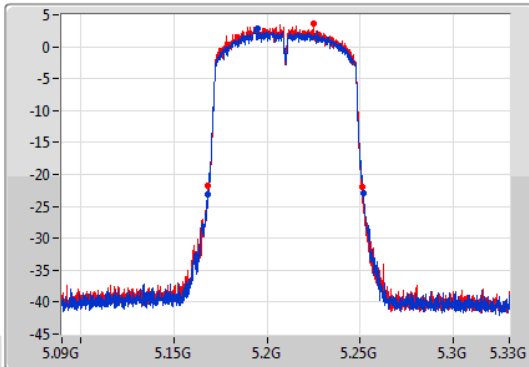
VBW
3MHz

Sweep Time
100ms

Detector Type
Peak

Port 1

Port 2



CF
5.21GHz

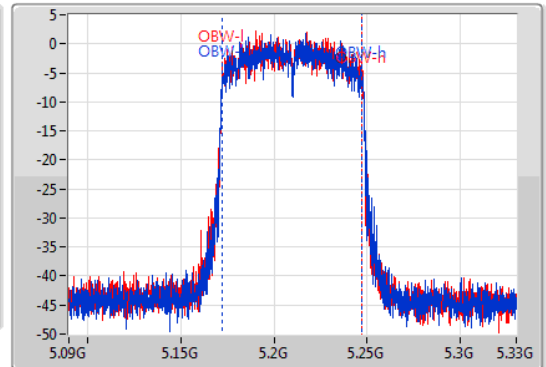
Span
240MHz

RBW
1MHz

VBW
3MHz

Sweep Time
100ms

Detector Type
Sample



26dB(Hz)	Fl-26dB(Hz)	Fh-26dB(Hz)	OBW(Hz)	Fl-OBW(Hz)	Fh-OBW(Hz)	Limit(Hz)	Port
83.28M	5.16824G	5.25152G	74.963M	5.172459G	5.247421G	Inf	1
82.56M	5.16848G	5.25104G	74.843M	5.172459G	5.247301G	Inf	2

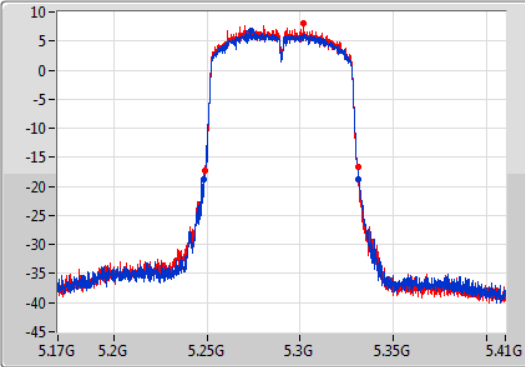
802.11ac VHT80_Nss1,(MCS0)_2TX

EBW

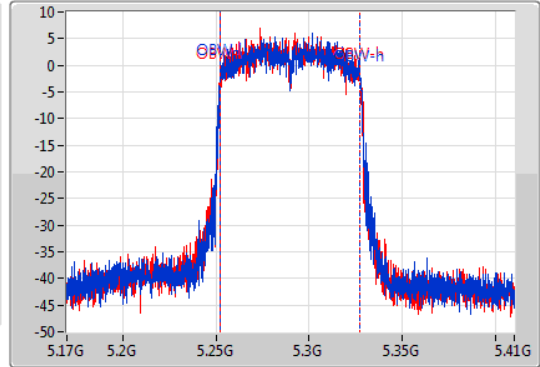
5290MHz

26/08/2019

CF
5.29GHz
Span
240MHz
RBW
1MHz
VBW
3MHz
Sweep Time
100ms
Detector Type
Peak



CF
5.29GHz
Span
240MHz
RBW
1MHz
VBW
3MHz
Sweep Time
100ms
Detector Type
Sample



26dB(Hz)	Fl-26dB(Hz)	Fh-26dB(Hz)	OBW(Hz)	Fl-OBW(Hz)	Fh-OBW(Hz)	Limit(Hz)	Port
83.28M	5.24812G	5.3314G	74.963M	5.252459G	5.327421G	Inf	1
82.44M	5.2486G	5.33104G	74.723M	5.252459G	5.327181G	Inf	2

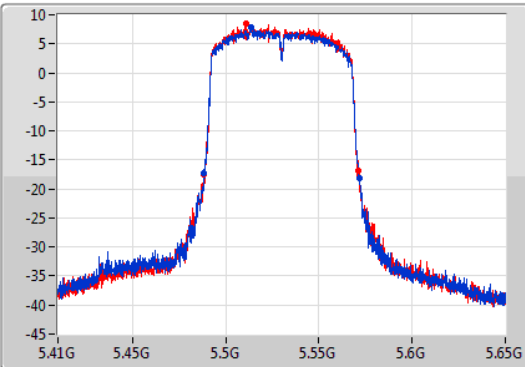
802.11ac VHT80_Nss1,(MCS0)_2TX

EBW

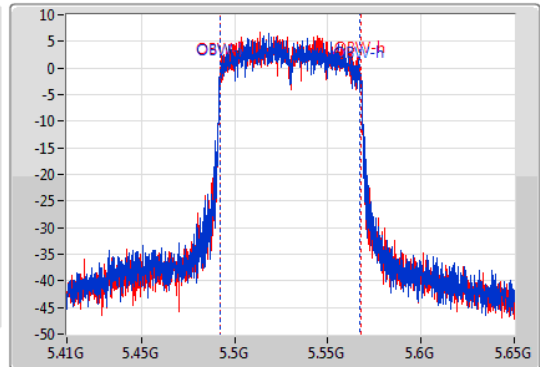
5530MHz

26/08/2019

CF
5.53GHz
Span
240MHz
RBW
1MHz
VBW
3MHz
Sweep Time
100ms
Detector Type
Peak



CF
5.53GHz
Span
240MHz
RBW
1MHz
VBW
3MHz
Sweep Time
100ms
Detector Type
Sample



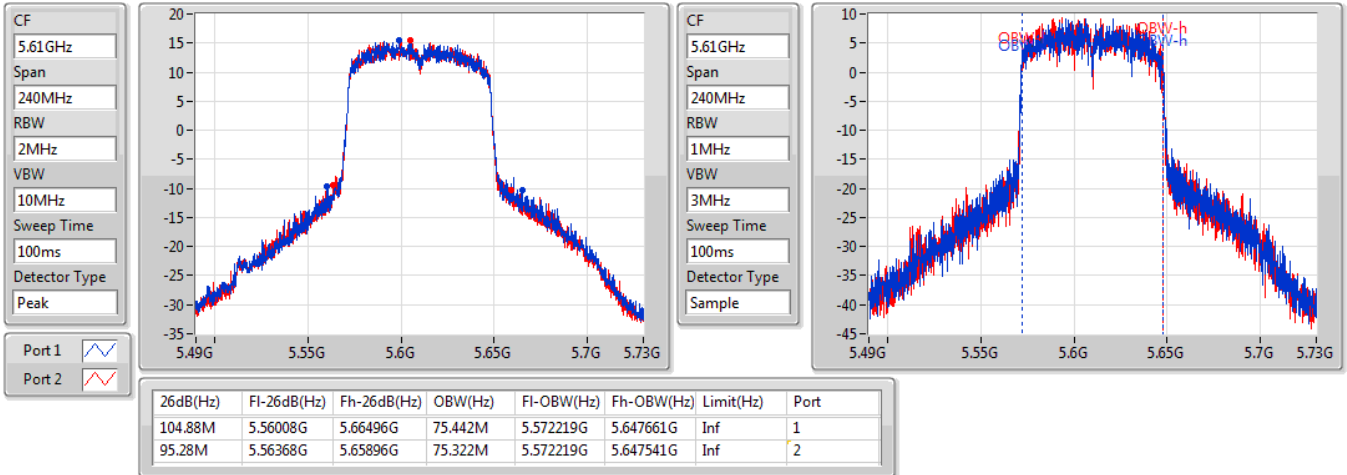
26dB(Hz)	Fl-26dB(Hz)	Fh-26dB(Hz)	OBW(Hz)	Fl-OBW(Hz)	Fh-OBW(Hz)	Limit(Hz)	Port
83.4M	5.48824G	5.57164G	74.963M	5.492459G	5.567421G	Inf	1
83.04M	5.48812G	5.57116G	75.082M	5.492459G	5.567541G	Inf	2

802.11ac VHT80_Nss1,(MCS0)_2TX

EBW

5610MHz

26/08/2019

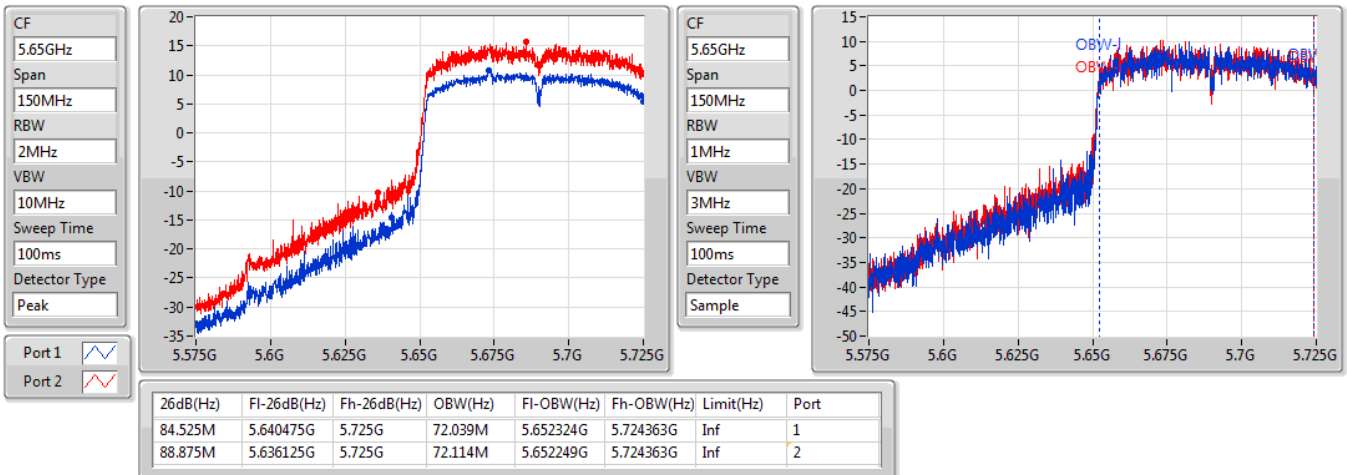


802.11ac VHT80_Nss1,(MCS0)_2TX

EBW

5690MHz Straddle 5.47-5.725GHz

26/08/2019

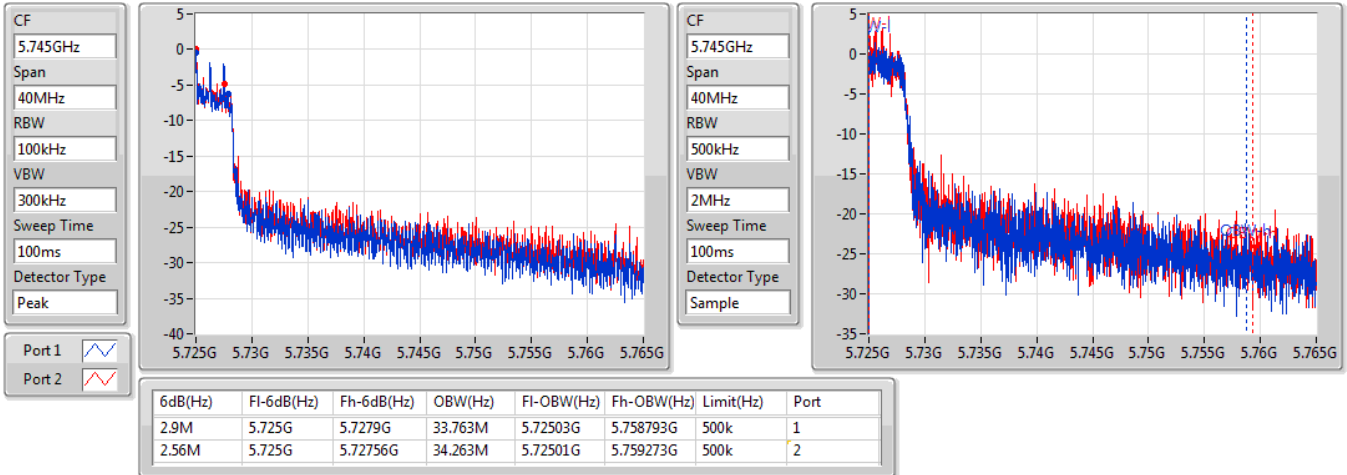


802.11ac VHT80_Nss1,(MCS0)_2TX

EBW

5690MHz Straddle 5.725-5.85GHz

26/08/2019

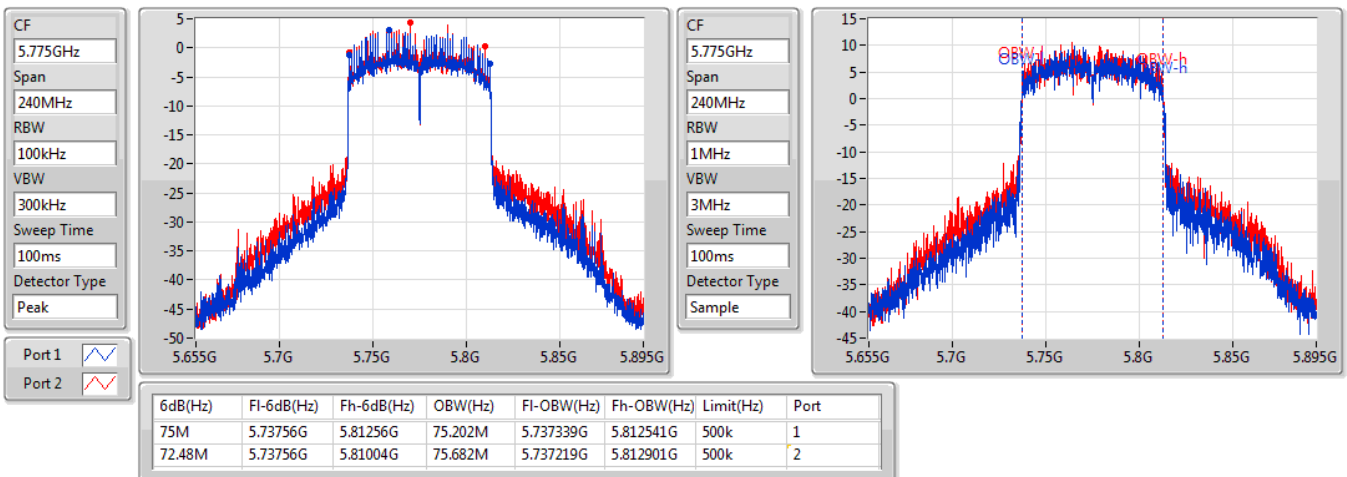


802.11ac VHT80_Nss1,(MCS0)_2TX

EBW

5775MHz

26/08/2019





Summary

Mode	Total Power (dBm)	Total Power (W)	EIRP (dBm)	EIRP (W)
5.15-5.25GHz	-	-	-	-
802.11a_Nss1,(6Mbps)_2TX	21.57	0.14355	25.98	0.39628
802.11ac VHT20_Nss1,(MCS0)_2TX	21.37	0.13709	25.78	0.37844
802.11ac VHT40_Nss1,(MCS0)_2TX	22.00	0.15849	26.41	0.43752
802.11ac VHT80_Nss1,(MCS0)_2TX	14.16	0.02606	18.57	0.07194
5.25-5.35GHz	-	-	-	-
802.11a_Nss1,(6Mbps)_2TX	21.68	0.14723	26.09	0.40644
802.11ac VHT20_Nss1,(MCS0)_2TX	21.49	0.14093	25.90	0.38905
802.11ac VHT40_Nss1,(MCS0)_2TX	22.04	0.15996	26.45	0.44157
802.11ac VHT80_Nss1,(MCS0)_2TX	17.99	0.06295	22.40	0.17378
5.47-5.725GHz	-	-	-	-
802.11a_Nss1,(6Mbps)_2TX	21.56	0.14322	25.97	0.39537
802.11ac VHT20_Nss1,(MCS0)_2TX	21.38	0.13740	25.79	0.37931
802.11ac VHT40_Nss1,(MCS0)_2TX	22.03	0.15959	26.44	0.44055
802.11ac VHT80_Nss1,(MCS0)_2TX	22.04	0.15996	26.45	0.44157
5.725-5.85GHz	-	-	-	-
802.11a_Nss1,(6Mbps)_2TX	21.61	0.14488	26.02	0.39994
802.11ac VHT20_Nss1,(MCS0)_2TX	21.45	0.13964	25.86	0.38548
802.11ac VHT40_Nss1,(MCS0)_2TX	22.30	0.16982	26.71	0.46881
802.11ac VHT80_Nss1,(MCS0)_2TX	21.94	0.15631	26.35	0.43152



Result

Mode	Result	DG (dBi)	Port 1 (dBm)	Port 2 (dBm)	Total Power (dBm)	Power Limit (dBm)	EIRP (dBm)	EIRP Limit (dBm)
802.11a_Nss1,(6Mbps)_2TX	-	-	-	-	-	-	-	-
5180MHz	Pass	4.41	18.54	18.58	21.57	23.98	25.98	30.00
5200MHz	Pass	4.41	18.44	18.45	21.46	23.98	25.87	30.00
5240MHz	Pass	4.41	18.49	18.56	21.54	23.98	25.95	30.00
5260MHz	Pass	4.41	18.48	18.68	21.59	23.98	26.00	26.99
5300MHz	Pass	4.41	18.65	18.69	21.68	23.93	26.09	26.99
5320MHz	Pass	4.41	18.56	18.62	21.60	23.98	26.01	26.99
5500MHz	Pass	4.41	18.49	18.57	21.54	24.00	25.95	26.99
5580MHz	Pass	4.41	18.54	18.56	21.56	23.98	25.97	26.99
5700MHz	Pass	4.41	18.33	18.58	21.47	23.98	25.88	26.99
5720MHz Straddle 5.47-5.725GHz	Pass	4.41	17.44	17.68	20.57	23.02	24.98	26.99
5720MHz Straddle 5.725-5.85GHz	Pass	4.41	10.78	11.04	13.92	30.00	18.33	36.00
5745MHz	Pass	4.41	18.37	18.51	21.45	30.00	25.86	36.00
5785MHz	Pass	4.41	18.48	18.72	21.61	30.00	26.02	36.00
5825MHz	Pass	4.41	18.50	18.53	21.53	30.00	25.94	36.00
802.11ac VHT20_Nss1,(MCS0)_2TX	-	-	-	-	-	-	-	-
5180MHz	Pass	4.41	18.28	18.40	21.35	23.98	25.76	30.00
5200MHz	Pass	4.41	18.17	18.38	21.29	23.98	25.70	30.00
5240MHz	Pass	4.41	18.22	18.50	21.37	23.98	25.78	30.00
5260MHz	Pass	4.41	18.30	18.53	21.43	23.98	25.84	26.99
5300MHz	Pass	4.41	18.49	18.47	21.49	23.98	25.90	26.99
5320MHz	Pass	4.41	18.42	18.46	21.45	23.98	25.86	26.99
5500MHz	Pass	4.41	18.30	18.42	21.37	23.98	25.78	26.99
5580MHz	Pass	4.41	18.41	18.33	21.38	23.98	25.79	26.99
5700MHz	Pass	4.41	18.25	18.46	21.37	23.98	25.78	26.99
5720MHz Straddle 5.47-5.725GHz	Pass	4.41	17.23	17.39	20.32	22.96	24.73	26.99
5720MHz Straddle 5.725-5.85GHz	Pass	4.41	10.77	10.97	13.88	30.00	18.29	36.00
5745MHz	Pass	4.41	18.25	18.42	21.35	30.00	25.76	36.00
5785MHz	Pass	4.41	18.30	18.57	21.45	30.00	25.86	36.00
5825MHz	Pass	4.41	18.45	18.32	21.40	30.00	25.81	36.00
802.11ac VHT40_Nss1,(MCS0)_2TX	-	-	-	-	-	-	-	-
5190MHz	Pass	4.41	15.05	15.13	18.10	23.98	22.51	30.00
5230MHz	Pass	4.41	18.93	19.04	22.00	23.98	26.41	30.00
5270MHz	Pass	4.41	18.95	19.10	22.04	23.98	26.45	26.99
5310MHz	Pass	4.41	16.19	16.22	19.22	23.98	23.63	26.99
5510MHz	Pass	4.41	13.15	13.26	16.22	23.98	20.63	26.99
5550MHz	Pass	4.41	18.98	19.06	22.03	23.98	26.44	26.99
5670MHz	Pass	4.41	18.07	18.18	21.14	23.98	25.55	26.99
5710MHz Straddle 5.47-5.725GHz	Pass	4.41	18.93	19.10	22.03	23.98	26.44	26.99
5710MHz Straddle 5.725-5.85GHz	Pass	4.41	6.53	6.69	9.62	30.00	14.03	36.00
5755MHz	Pass	4.41	19.10	19.37	22.25	30.00	26.66	36.00
5795MHz	Pass	4.41	19.38	19.20	22.30	30.00	26.71	36.00
802.11ac VHT80_Nss1,(MCS0)_2TX	-	-	-	-	-	-	-	-
5210MHz	Pass	4.41	11.05	11.24	14.16	23.98	18.57	30.00

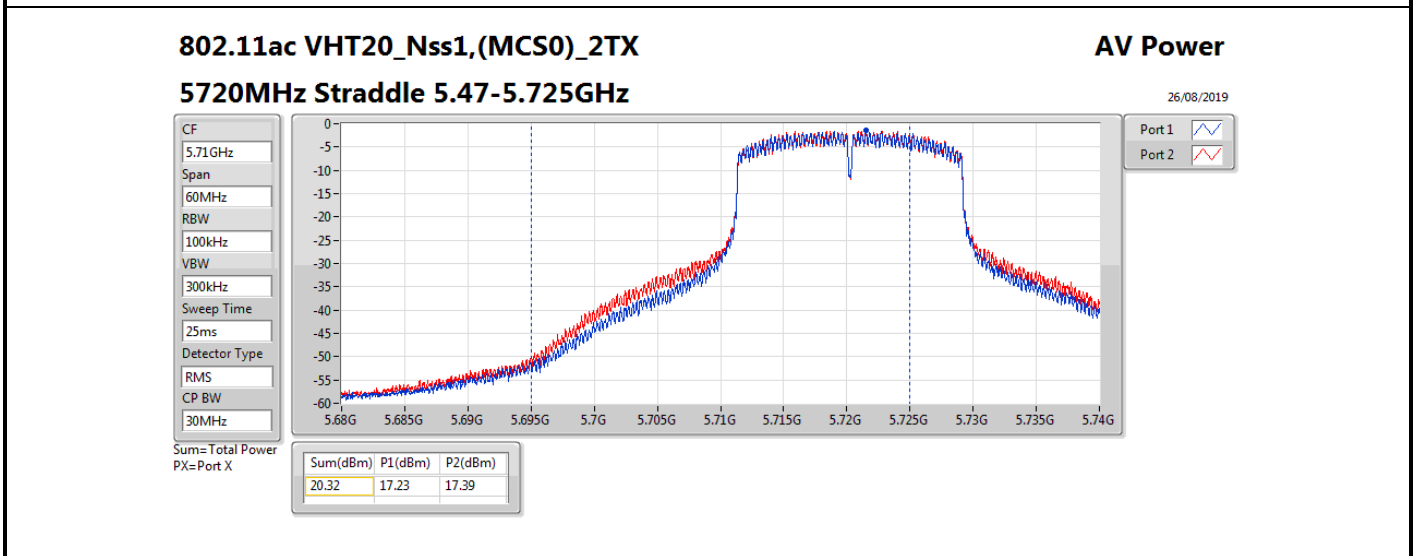
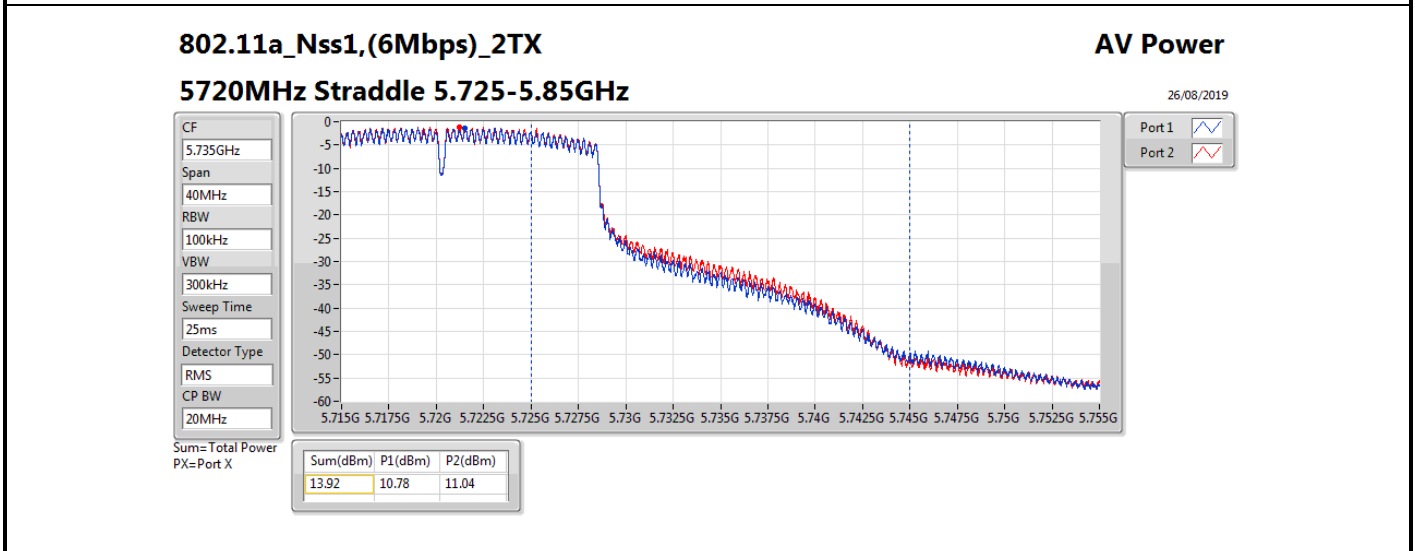
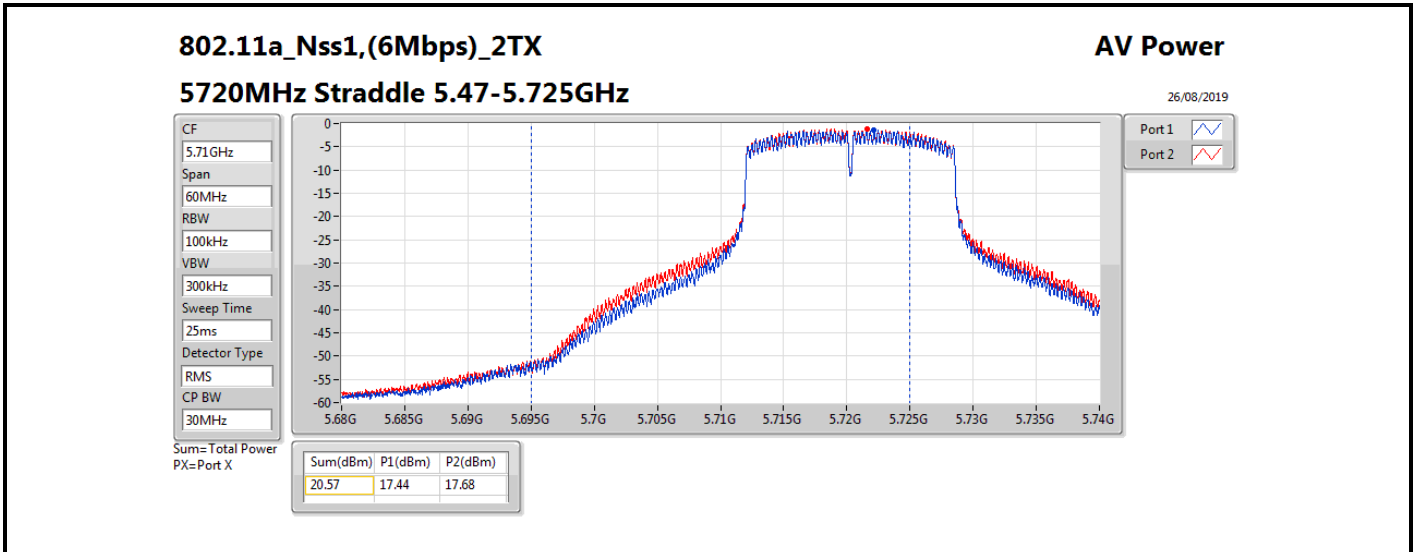


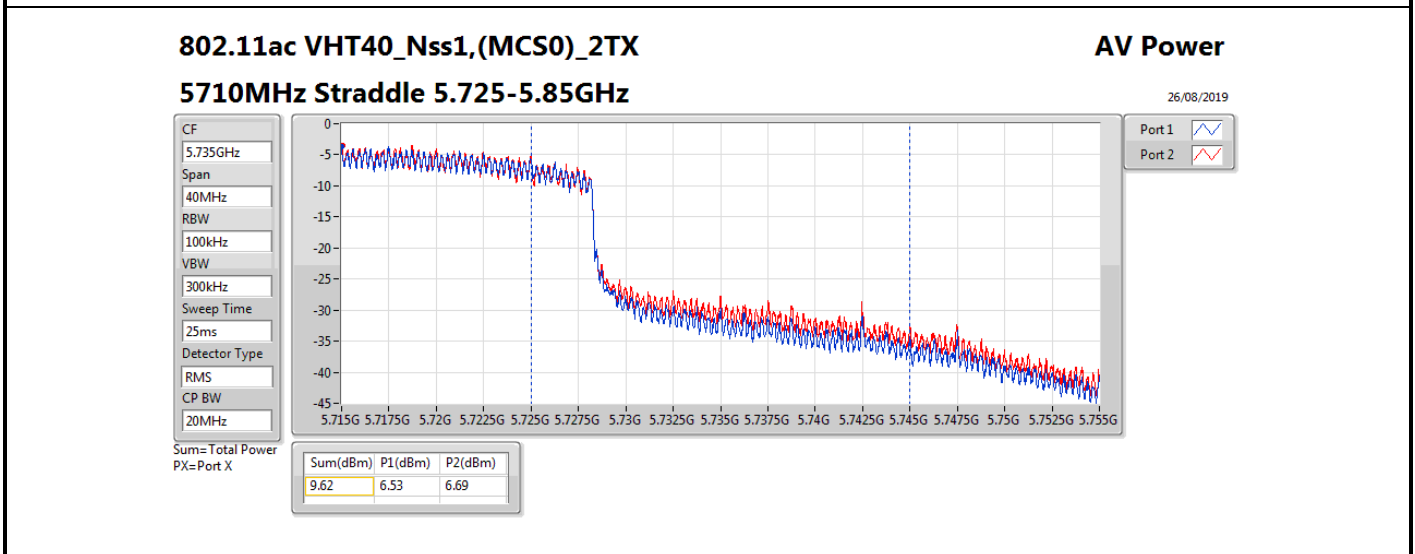
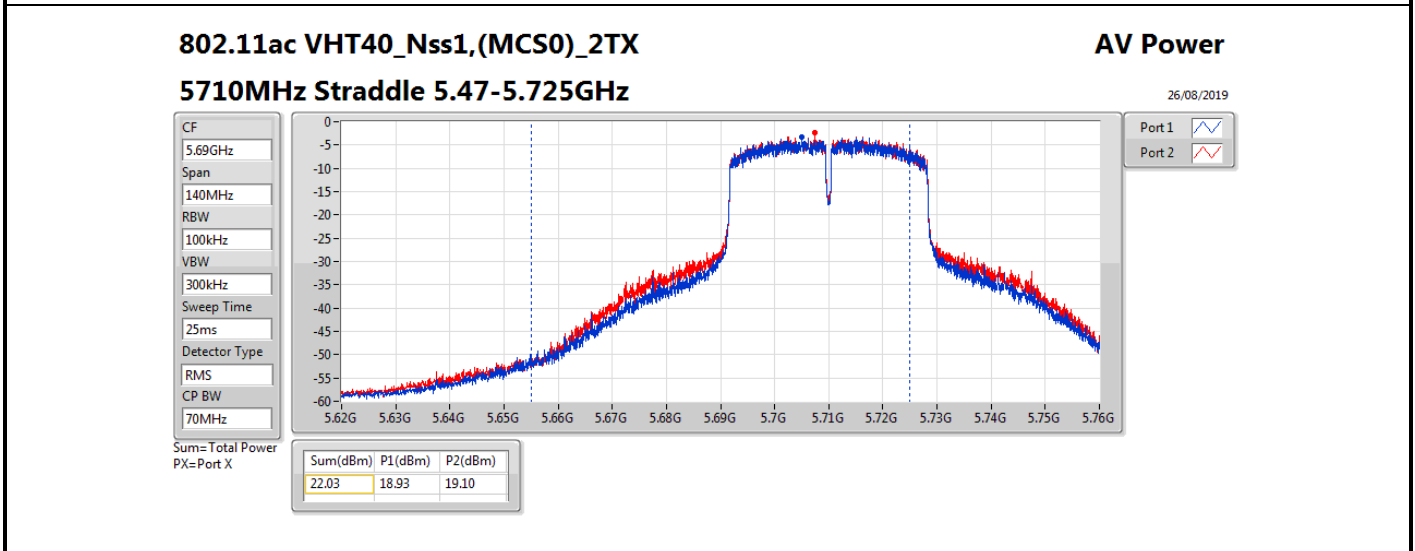
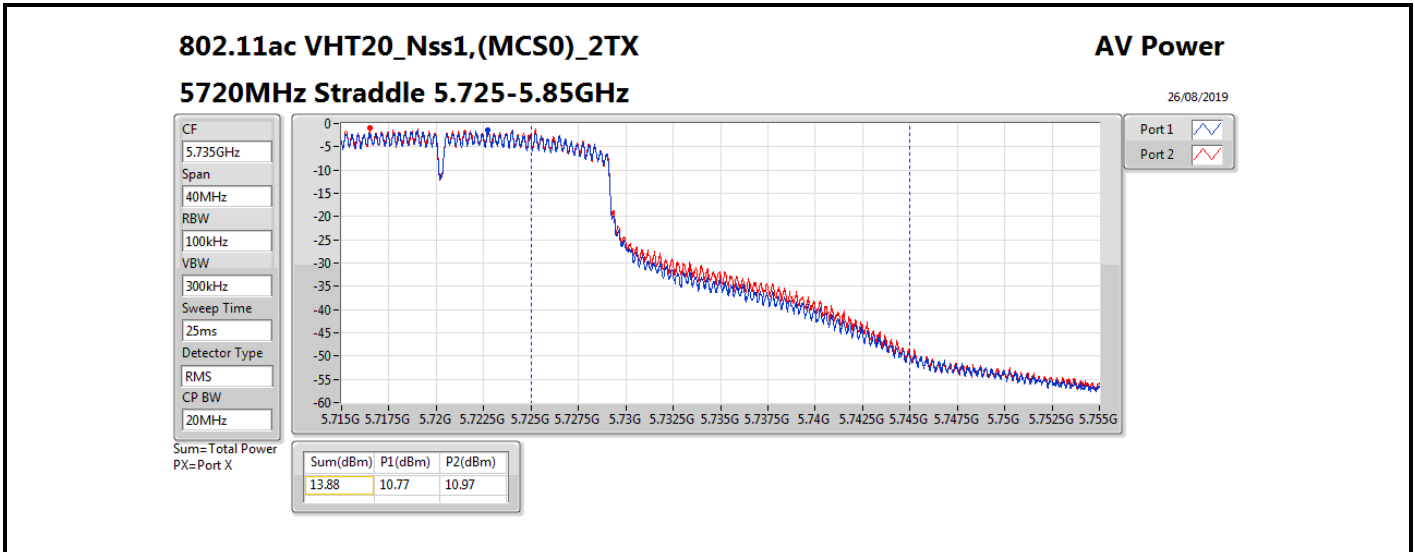
Average Power

Appendix C

Mode	Result	DG (dBi)	Port 1 (dBm)	Port 2 (dBm)	Total Power (dBm)	Power Limit (dBm)	EIRP (dBm)	EIRP Limit (dBm)
5290MHz	Pass	4.41	14.99	14.97	17.99	23.98	22.40	26.99
5530MHz	Pass	4.41	15.82	15.96	18.90	23.98	23.31	26.99
5610MHz	Pass	4.41	18.85	18.78	21.83	23.98	26.24	26.99
5690MHz Straddle 5.47-5.725GHz	Pass	4.41	18.99	19.06	22.04	23.98	26.45	26.99
5690MHz Straddle 5.725-5.85GHz	Pass	4.41	2.55	2.63	5.60	30.00	10.01	36.00
5775MHz	Pass	4.41	18.81	19.04	21.94	30.00	26.35	36.00

DG = Directional Gain; **Port X** = Port X output power





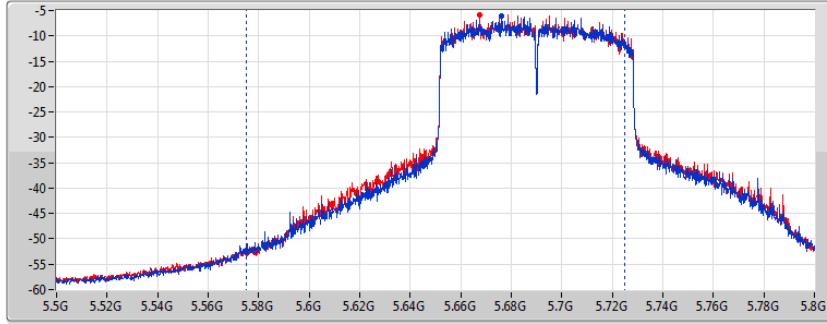
802.11ac VHT80_Nss1,(MCS0)_2TX

AV Power

5690MHz Straddle 5.47-5.725GHz

26/08/2019

CF
5.65GHz
Span
300MHz
RBW
100kHz
VBW
300kHz
Sweep Time
25ms
Detector Type
RMS
CP BW
150MHz



Port 1
Port 2

Sum=Total Power
PX=Port X

Sum(dBm)	P1(dBm)	P2(dBm)
22.09	18.99	19.16

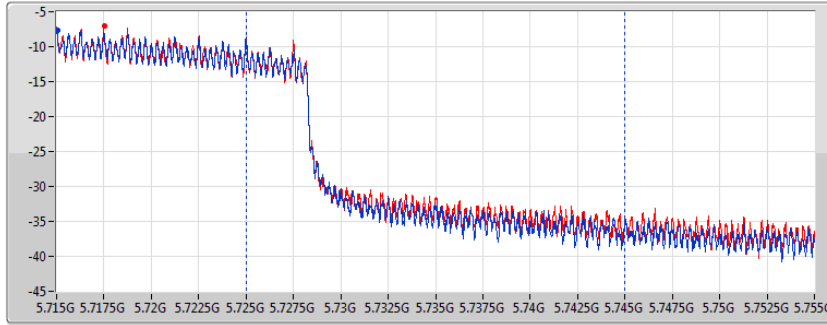
802.11ac VHT80_Nss1,(MCS0)_2TX

AV Power

5690MHz Straddle 5.725-5.85GHz

26/08/2019

CF
5.735GHz
Span
40MHz
RBW
100kHz
VBW
300kHz
Sweep Time
25ms
Detector Type
RMS
CP BW
20MHz



Port 1
Port 2

Sum=Total Power
PX=Port X

Sum(dBm)	P1(dBm)	P2(dBm)
5.60	2.55	2.63

Summary

Mode	PD (dBm/RBW)	EIRP PD (dBm/RBW)
5.15-5.25GHz	-	-
802.11a_Nss1,(6Mbps)_2TX	9.07	16.49
802.11ac VHT20_Nss1,(MCS0)_2TX	8.78	16.20
802.11ac VHT40_Nss1,(MCS0)_2TX	6.49	13.91
802.11ac VHT80_Nss1,(MCS0)_2TX	-4.29	3.13
5.25-5.35GHz	-	-
802.11a_Nss1,(6Mbps)_2TX	9.13	16.55
802.11ac VHT20_Nss1,(MCS0)_2TX	8.78	16.20
802.11ac VHT40_Nss1,(MCS0)_2TX	3.63	11.05
802.11ac VHT80_Nss1,(MCS0)_2TX	-0.37	7.05
5.47-5.725GHz	-	-
802.11a_Nss1,(6Mbps)_2TX	9.09	16.51
802.11ac VHT20_Nss1,(MCS0)_2TX	8.75	16.17
802.11ac VHT40_Nss1,(MCS0)_2TX	6.52	13.94
802.11ac VHT80_Nss1,(MCS0)_2TX	3.60	11.02
5.725-5.85GHz	-	-
802.11a_Nss1,(6Mbps)_2TX	7.57	14.99
802.11ac VHT20_Nss1,(MCS0)_2TX	7.27	14.69
802.11ac VHT40_Nss1,(MCS0)_2TX	5.22	12.64
802.11ac VHT80_Nss1,(MCS0)_2TX	2.25	9.67

RBW = 500 kHz for 5.725-5.85GHz band / 1MHz for other band;

Result

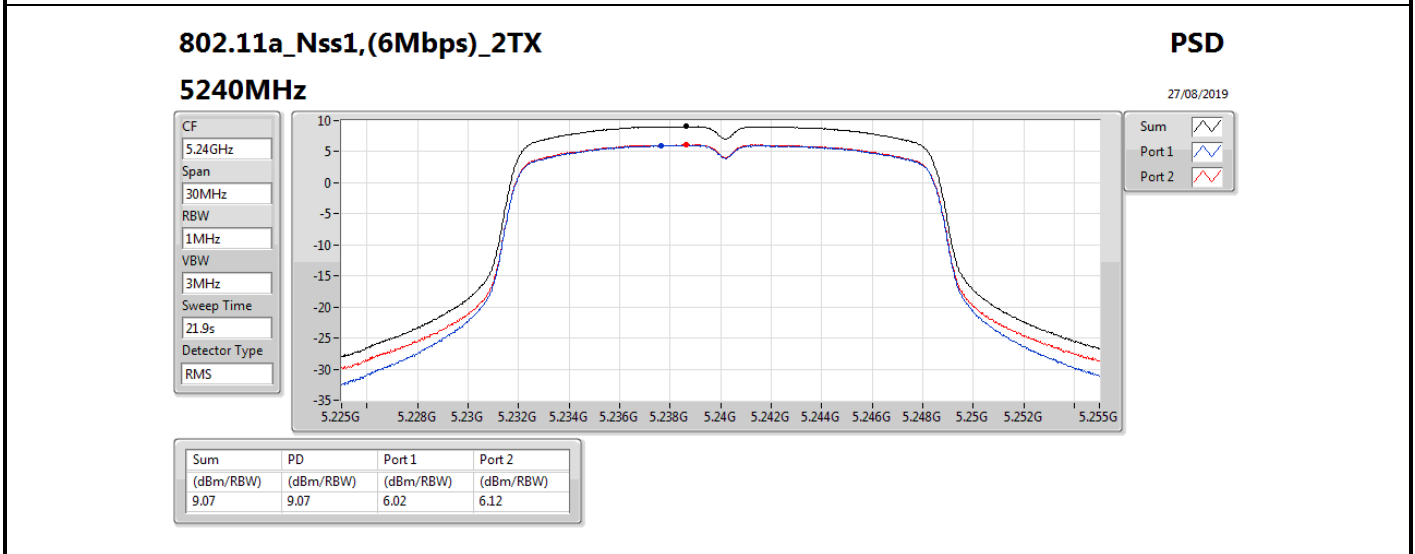
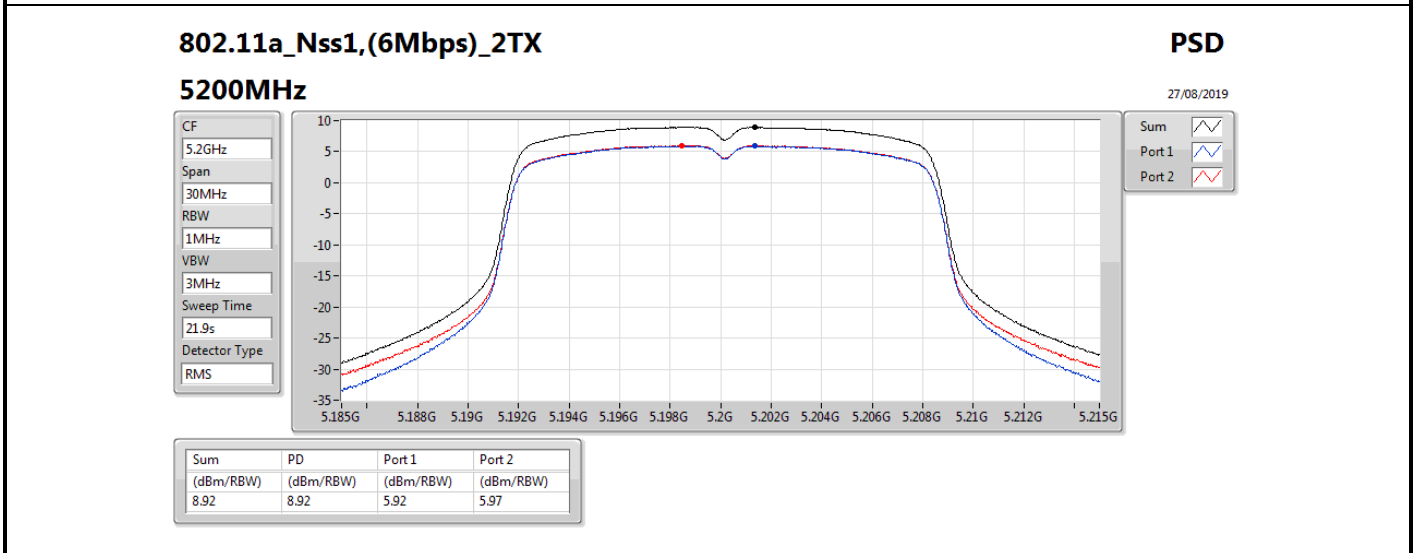
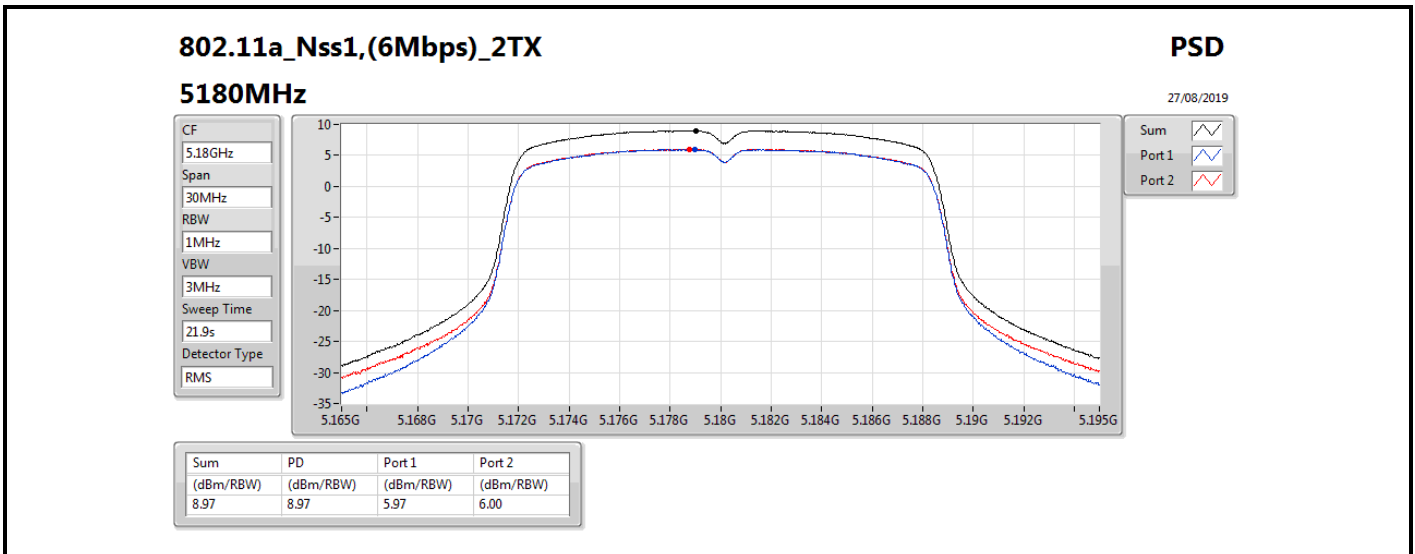
Mode	Result	DG (dBi)	Port 1 (dBm/RBW)	Port 2 (dBm/RBW)	PD (dBm/RBW)	PD Limit (dBm/RBW)	EIRP PD (dBm/RBW)	EIRP PD Limit (dBm/RBW)
802.11a_Nss1,(6Mbps)_2TX	-	-	-	-	-	-	-	-
5180MHz	Pass	7.42	5.97	6.00	8.97	9.58	16.39	17.00
5200MHz	Pass	7.42	5.92	5.97	8.92	9.58	16.34	17.00
5240MHz	Pass	7.42	6.02	6.12	9.07	9.58	16.49	17.00
5260MHz	Pass	7.42	6.00	6.20	9.08	9.58	16.50	17.00
5300MHz	Pass	7.42	6.11	6.15	9.13	9.58	16.55	17.00
5320MHz	Pass	7.42	6.04	6.08	9.06	9.58	16.48	17.00
5500MHz	Pass	7.42	5.98	6.08	9.02	9.58	16.44	17.00
5580MHz	Pass	7.42	6.14	6.07	9.09	9.58	16.51	17.00
5700MHz	Pass	7.42	5.92	6.04	8.95	9.58	16.37	17.00
5720MHz Straddle 5.47-5.725GHz	Pass	7.42	5.87	6.02	8.93	9.58	16.35	17.00
5720MHz Straddle 5.725-5.85GHz	Pass	7.42	3.64	3.92	6.75	28.58	14.17	36.00
5745MHz	Pass	7.42	4.33	4.52	7.41	28.58	14.83	36.00
5785MHz	Pass	7.42	4.49	4.70	7.57	28.58	14.99	36.00
5825MHz	Pass	7.42	4.62	4.46	7.52	28.58	14.94	36.00
802.11ac VHT20_Nss1,(MCS0)_2TX	-	-	-	-	-	-	-	-
5180MHz	Pass	7.42	5.69	5.79	8.70	9.58	16.12	17.00
5200MHz	Pass	7.42	5.64	5.80	8.66	9.58	16.08	17.00
5240MHz	Pass	7.42	5.74	5.85	8.78	9.58	16.20	17.00
5260MHz	Pass	7.42	5.64	5.81	8.73	9.58	16.15	17.00
5300MHz	Pass	7.42	5.75	5.84	8.78	9.58	16.20	17.00
5320MHz	Pass	7.42	5.71	5.80	8.74	9.58	16.16	17.00
5500MHz	Pass	7.42	5.56	5.74	8.64	9.58	16.06	17.00
5580MHz	Pass	7.42	5.74	5.73	8.75	9.58	16.17	17.00
5700MHz	Pass	7.42	5.51	5.73	8.63	9.58	16.05	17.00
5720MHz Straddle 5.47-5.725GHz	Pass	7.42	5.46	5.71	8.58	9.58	16.00	17.00
5720MHz Straddle 5.725-5.85GHz	Pass	7.42	3.27	3.49	6.39	28.58	13.81	36.00
5745MHz	Pass	7.42	3.99	4.23	7.09	28.58	14.51	36.00
5785MHz	Pass	7.42	4.14	4.43	7.27	28.58	14.69	36.00
5825MHz	Pass	7.42	4.20	4.16	7.16	28.58	14.58	36.00
802.11ac VHT40_Nss1,(MCS0)_2TX	-	-	-	-	-	-	-	-
5190MHz	Pass	7.42	-0.60	-0.40	2.49	9.58	9.91	17.00
5230MHz	Pass	7.42	3.43	3.61	6.49	9.58	13.91	17.00
5270MHz	Pass	7.42	0.62	0.68	3.63	9.58	11.05	17.00
5310MHz	Pass	7.42	0.51	0.59	3.52	9.58	10.94	17.00
5510MHz	Pass	7.42	-2.48	-2.49	0.48	9.58	7.90	17.00
5550MHz	Pass	7.42	3.28	3.43	6.30	9.58	13.72	17.00
5670MHz	Pass	7.42	2.37	2.51	5.39	9.58	12.81	17.00
5710MHz Straddle 5.47-5.725GHz	Pass	7.42	3.41	3.69	6.52	9.58	13.94	17.00
5710MHz Straddle 5.725-5.85GHz	Pass	7.42	-0.21	-0.09	2.86	28.58	10.28	36.00
5755MHz	Pass	7.42	1.99	2.24	5.10	28.58	12.52	36.00
5795MHz	Pass	7.42	2.21	2.22	5.22	28.58	12.64	36.00
802.11ac VHT80_Nss1,(MCS0)_2TX	-	-	-	-	-	-	-	-
5210MHz	Pass	7.42	-7.48	-7.07	-4.29	9.58	3.13	17.00

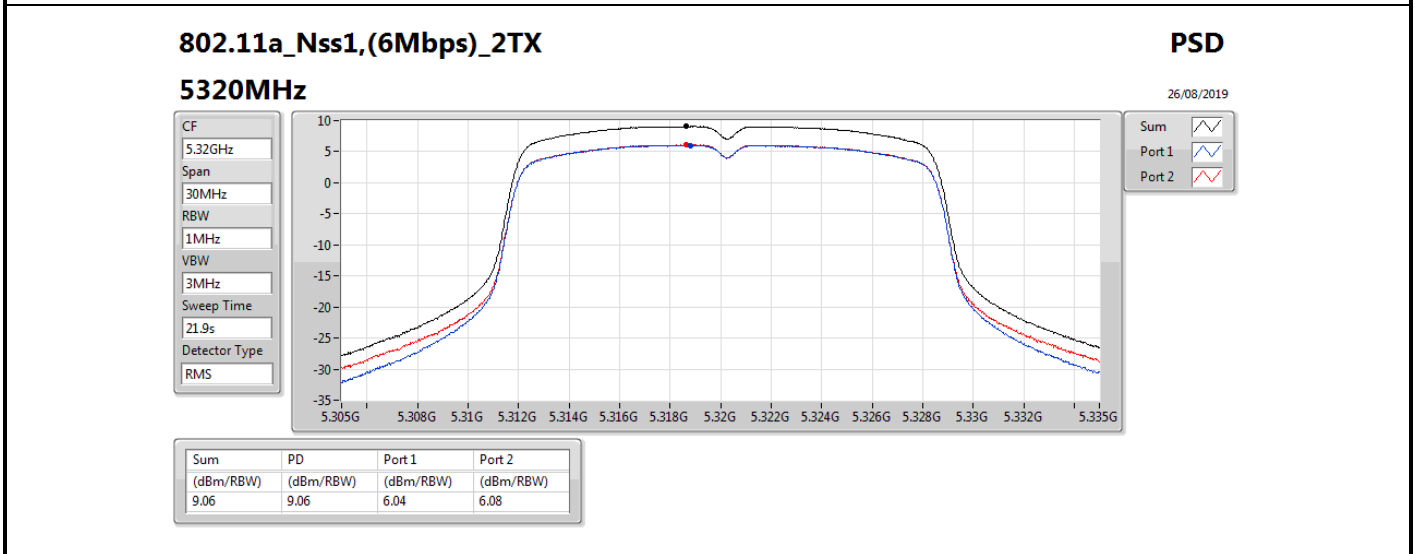
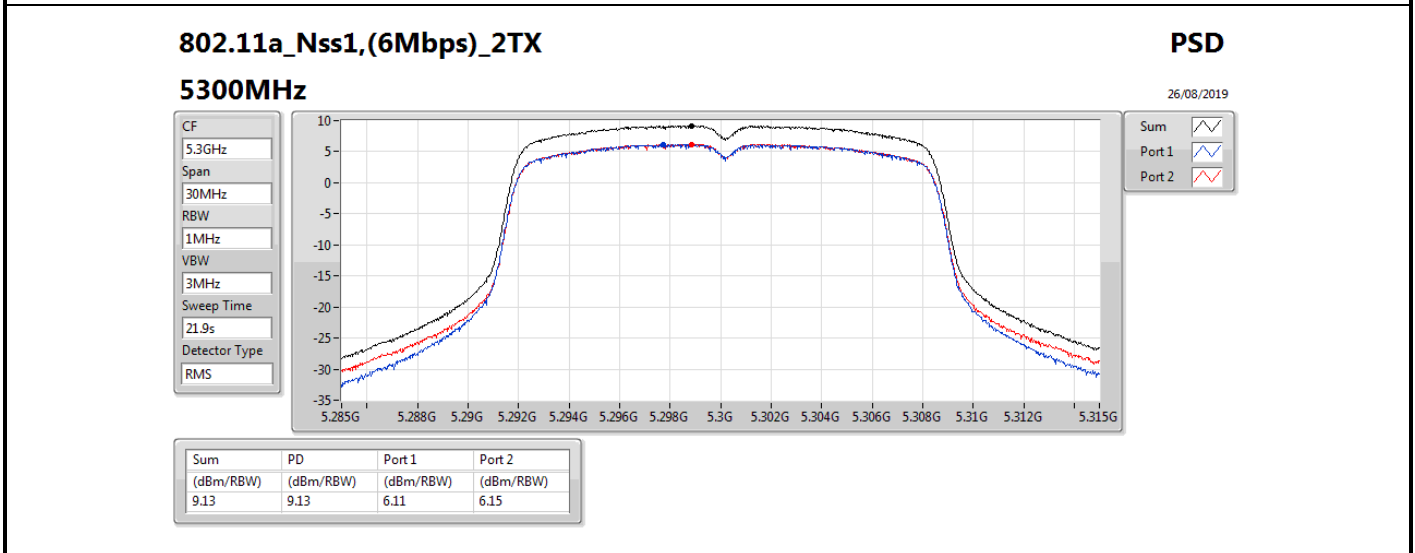
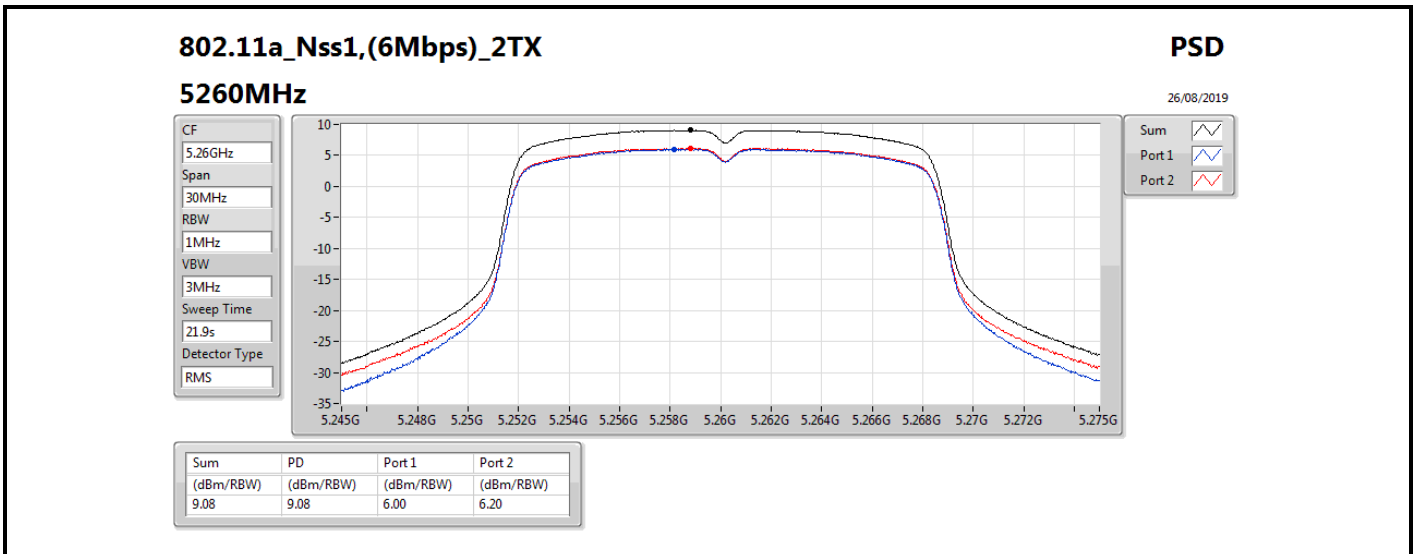


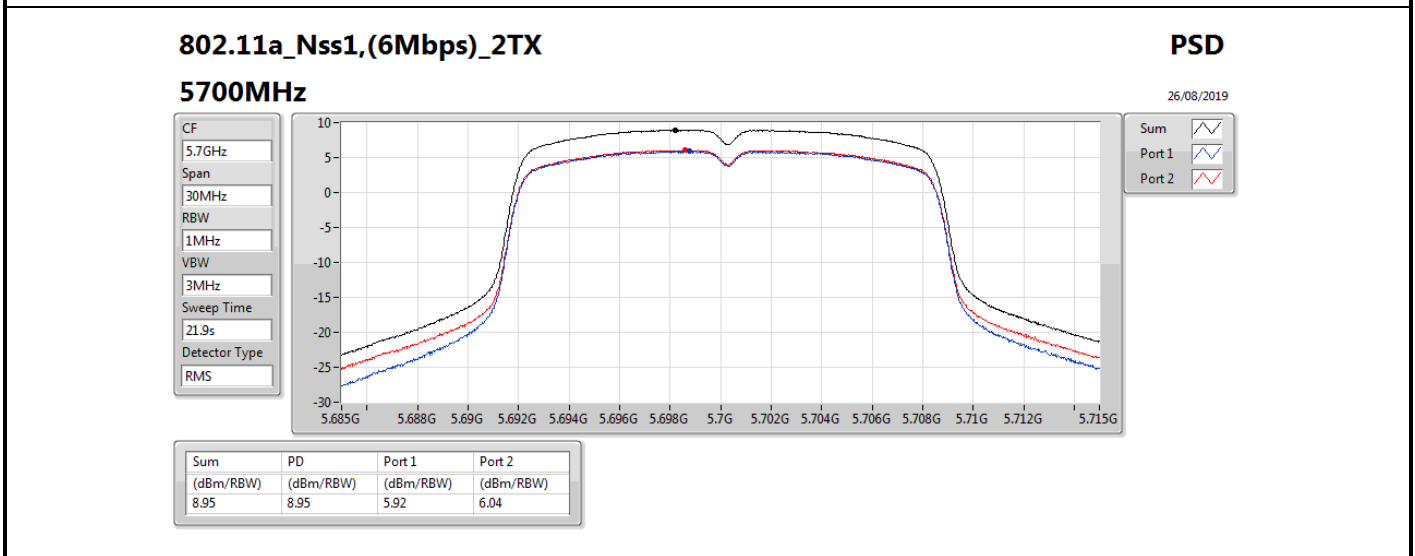
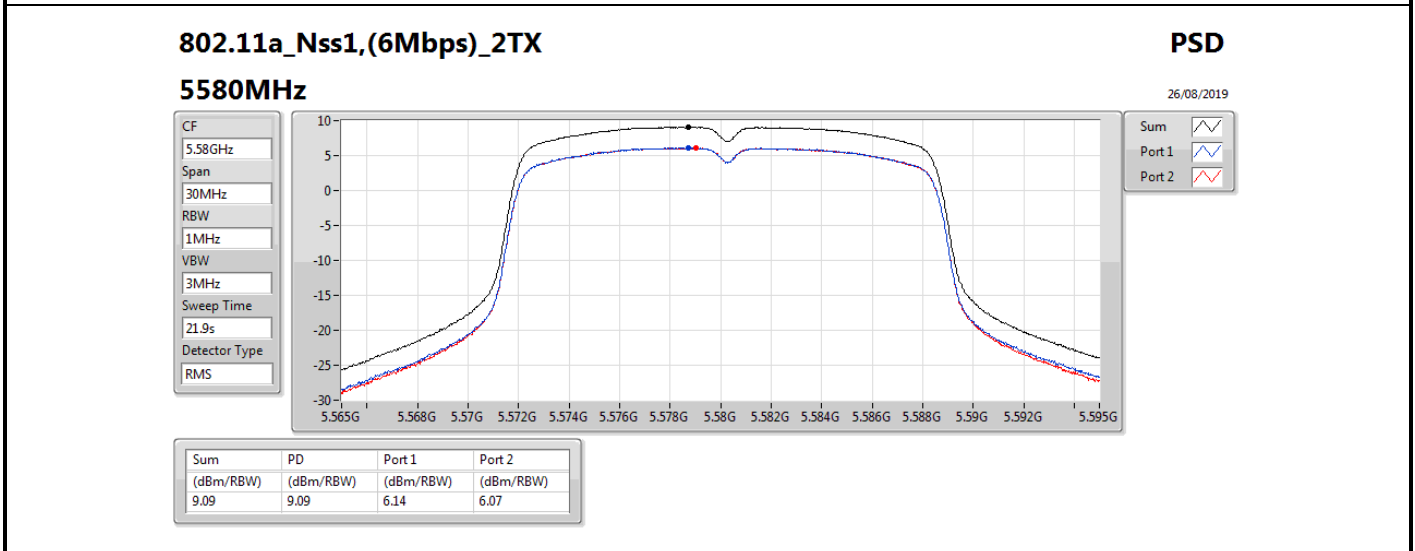
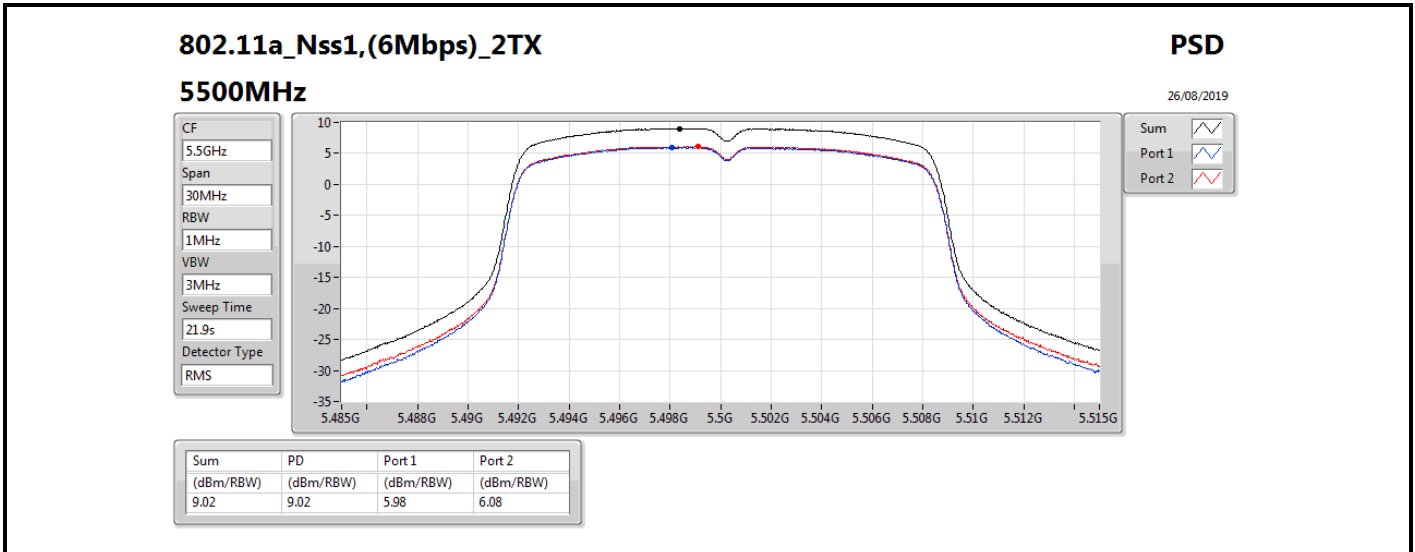
Mode	Result	DG (dBi)	Port 1 (dBm/RBW)	Port 2 (dBm/RBW)	PD (dBm/RBW)	PD Limit (dBm/RBW)	EIRP PD (dBm/RBW)	EIRP PD Limit (dBm/RBW)
5290MHz	Pass	7.42	-3.43	-3.23	-0.37	9.58	7.05	17.00
5530MHz	Pass	7.42	-2.45	-2.36	0.51	9.58	7.93	17.00
5610MHz	Pass	7.42	0.64	0.57	3.60	9.58	11.02	17.00
5690MHz Straddle 5.47-5.725GHz	Pass	7.42	0.44	0.58	3.52	9.58	10.94	17.00
5690MHz Straddle 5.725-5.85GHz	Pass	7.42	-4.27	-4.40	-1.36	28.58	6.06	36.00
5775MHz	Pass	7.42	-0.94	-0.56	2.25	28.58	9.67	36.00

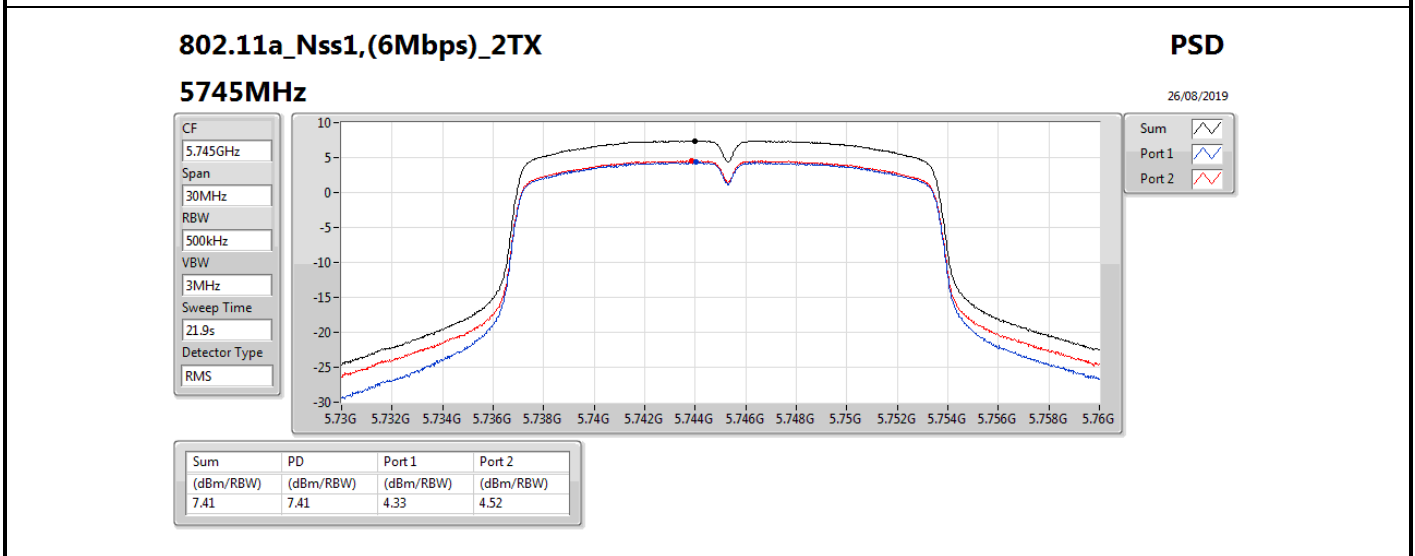
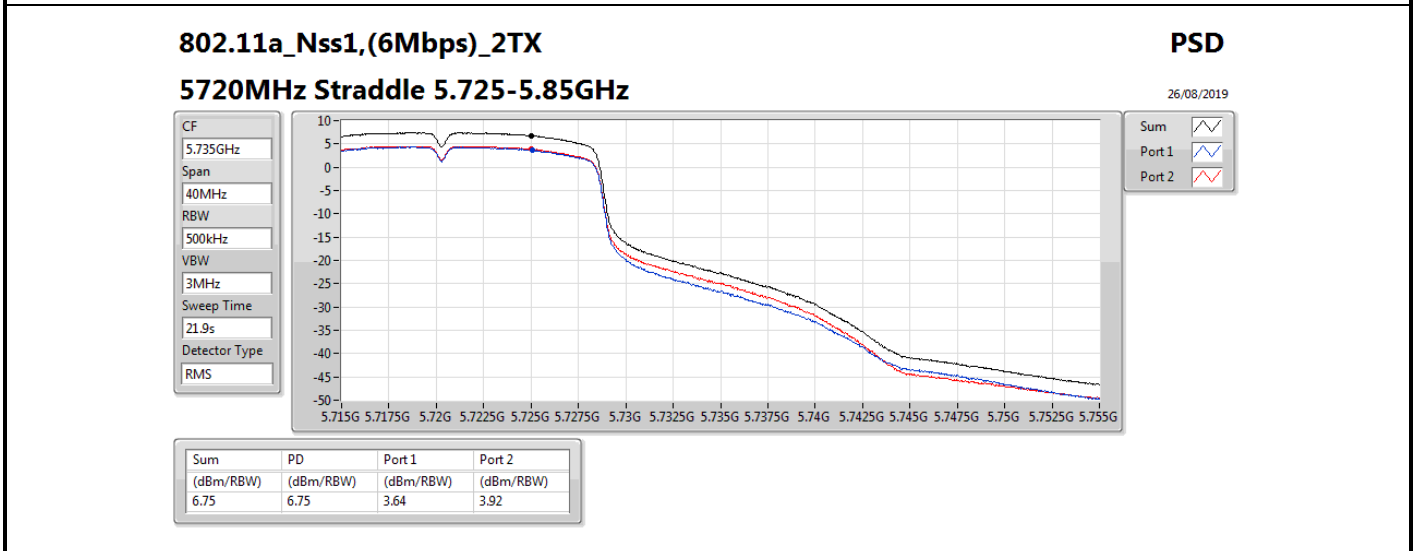
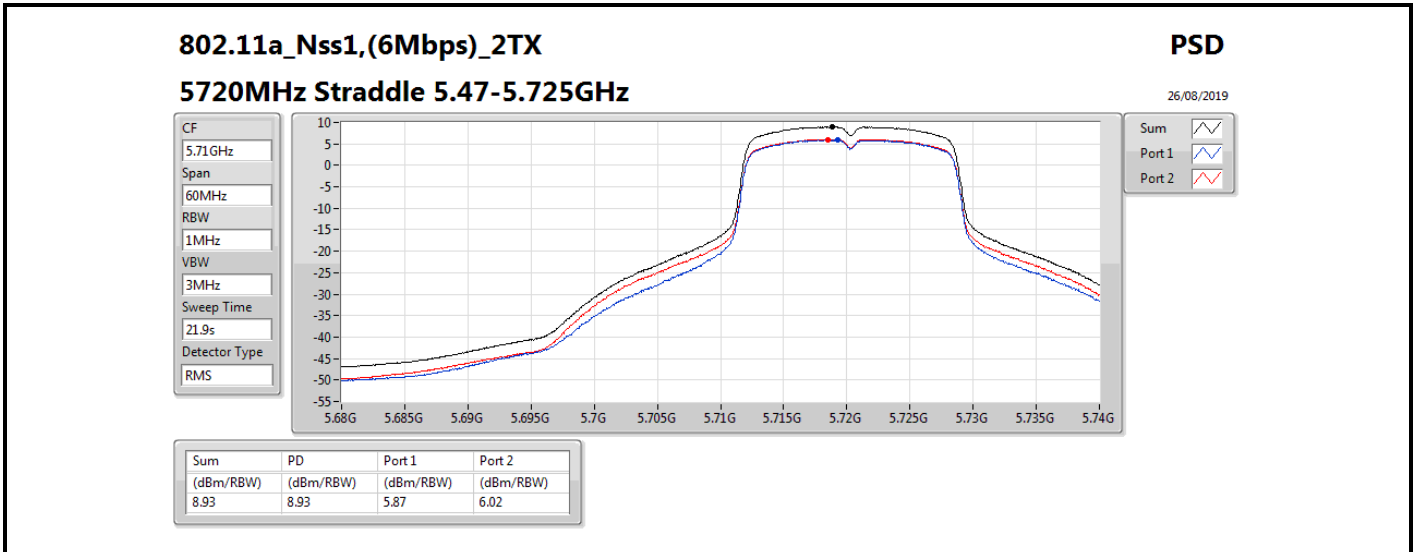
DG = Directional Gain; **RBW** = 500 kHz for 5.725-5.85GHz band / 1MHz for other band;

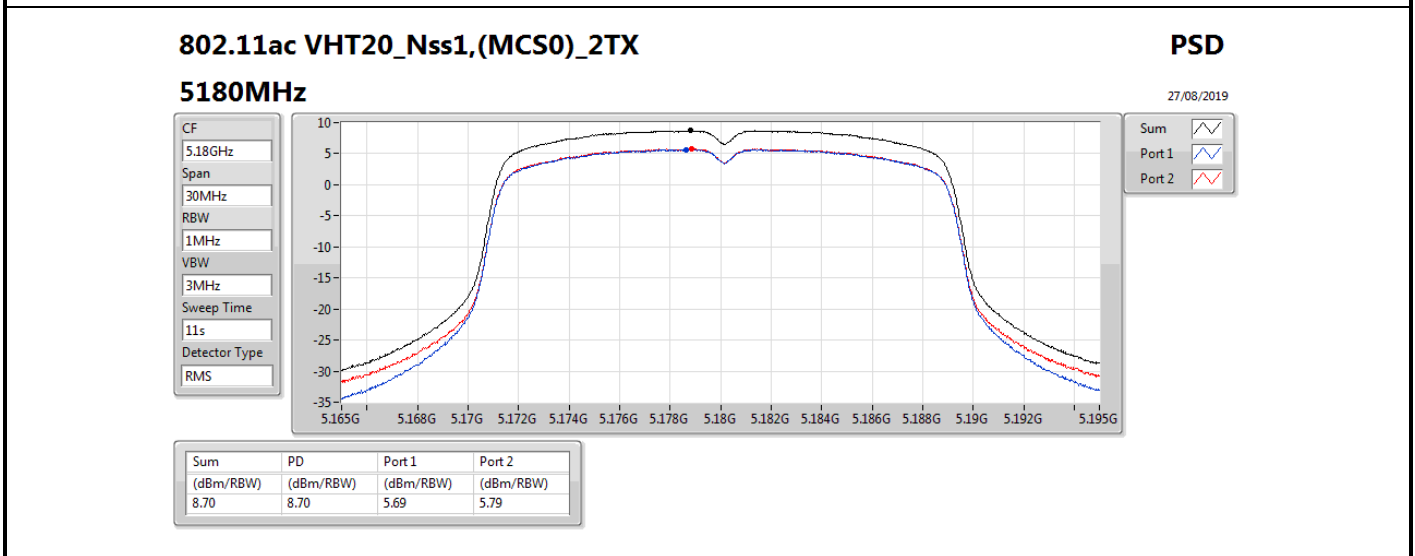
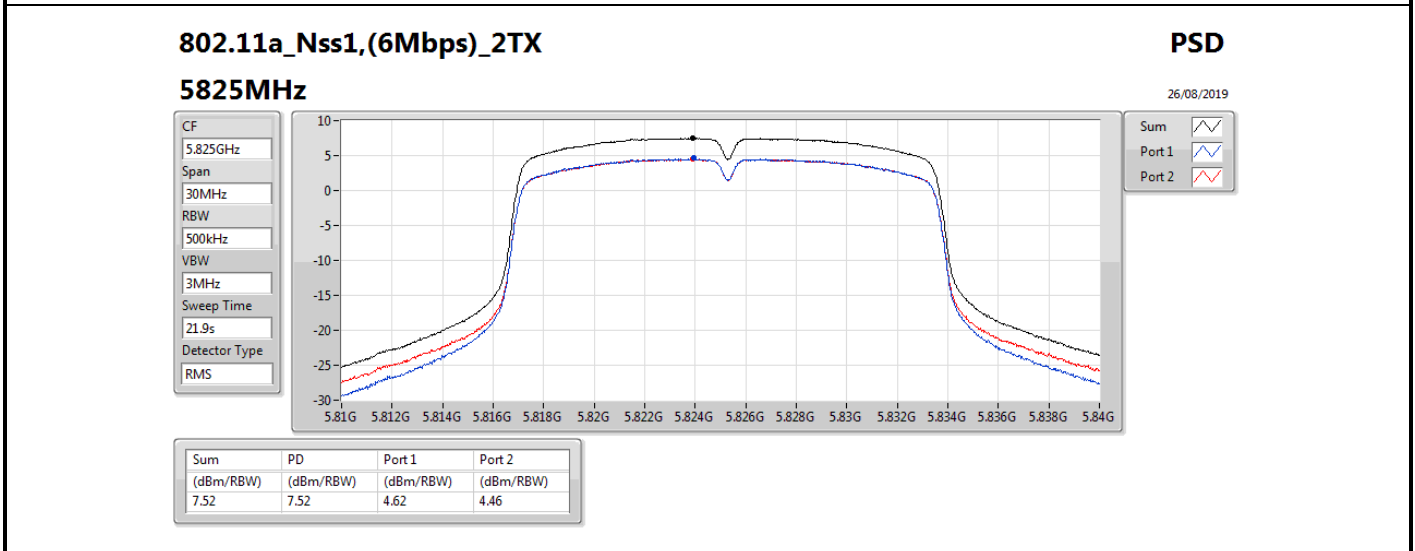
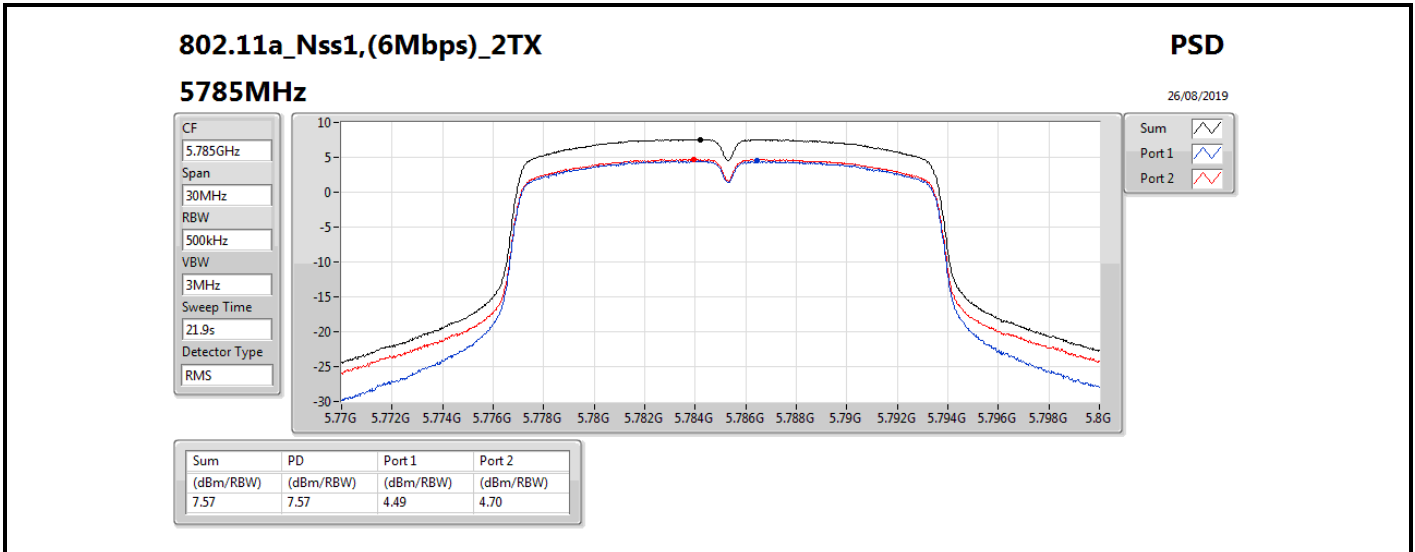
PD = trace bin-by-bin of each transmits port summing can be performed maximum power density; **Port X** = Port X power density;

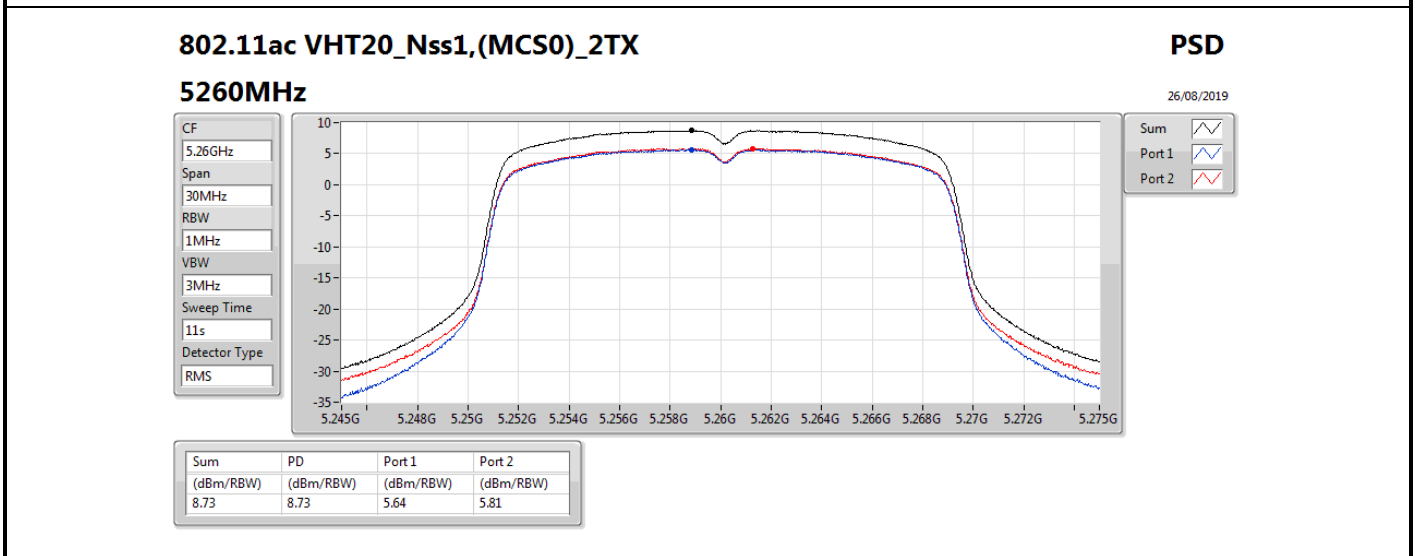
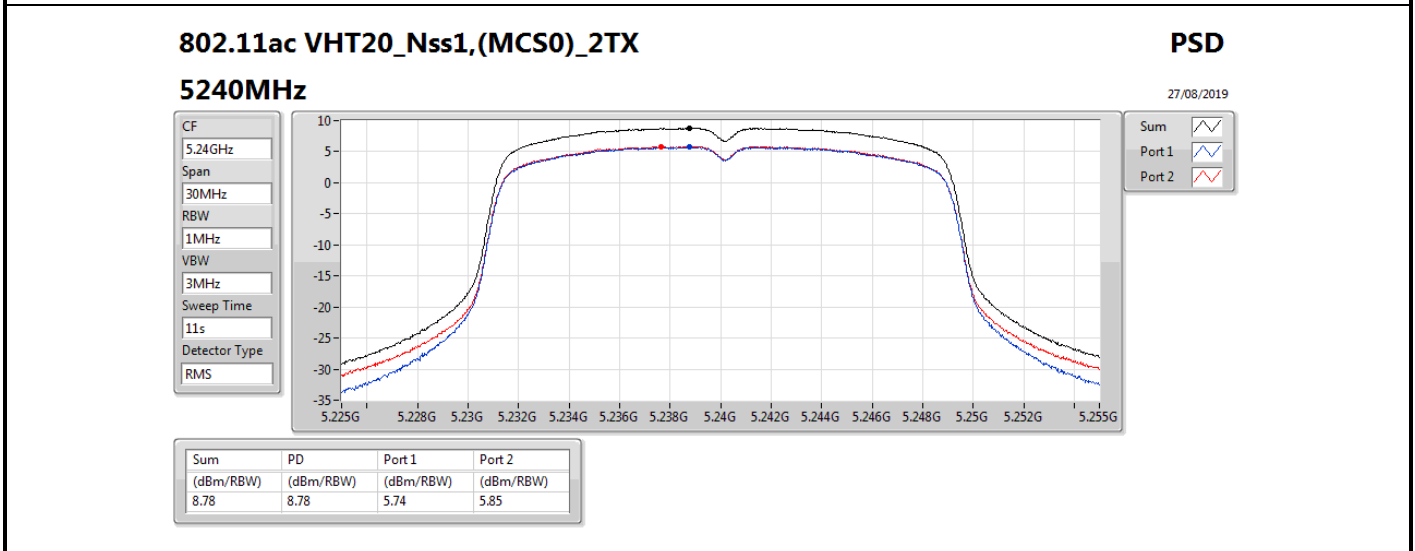
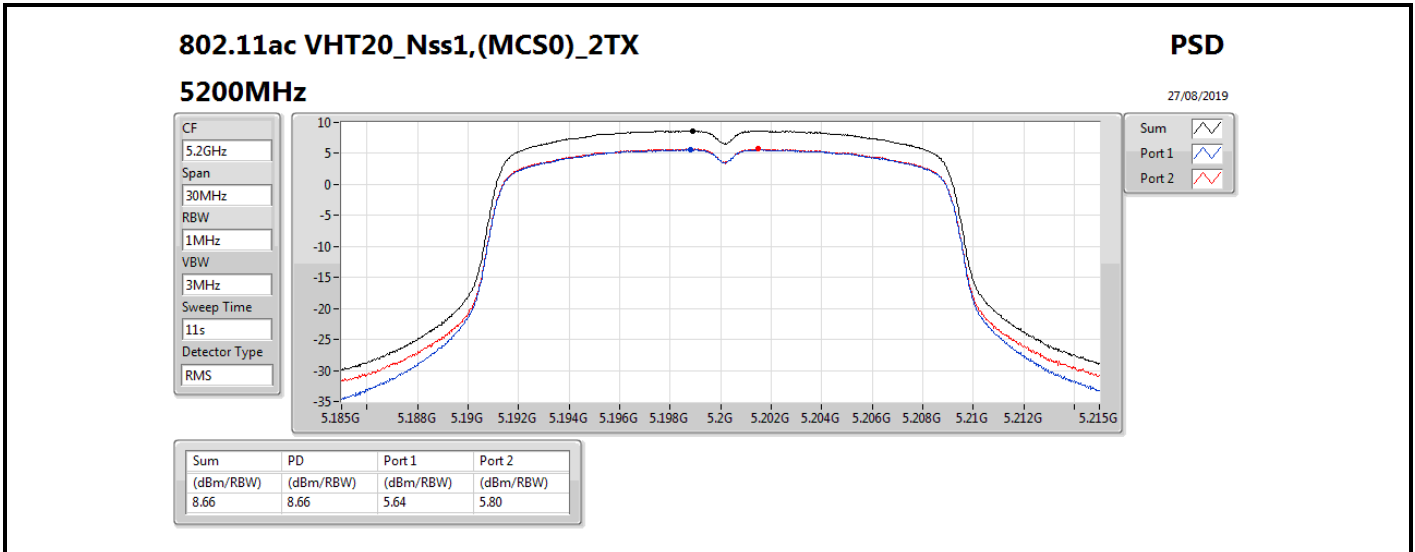


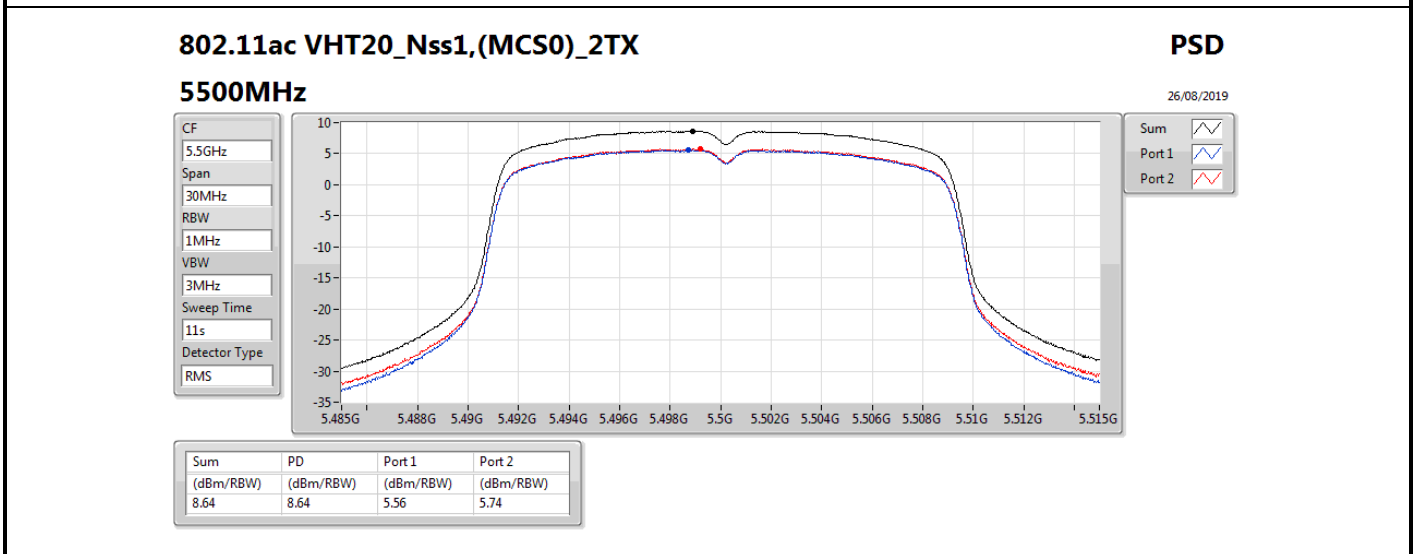
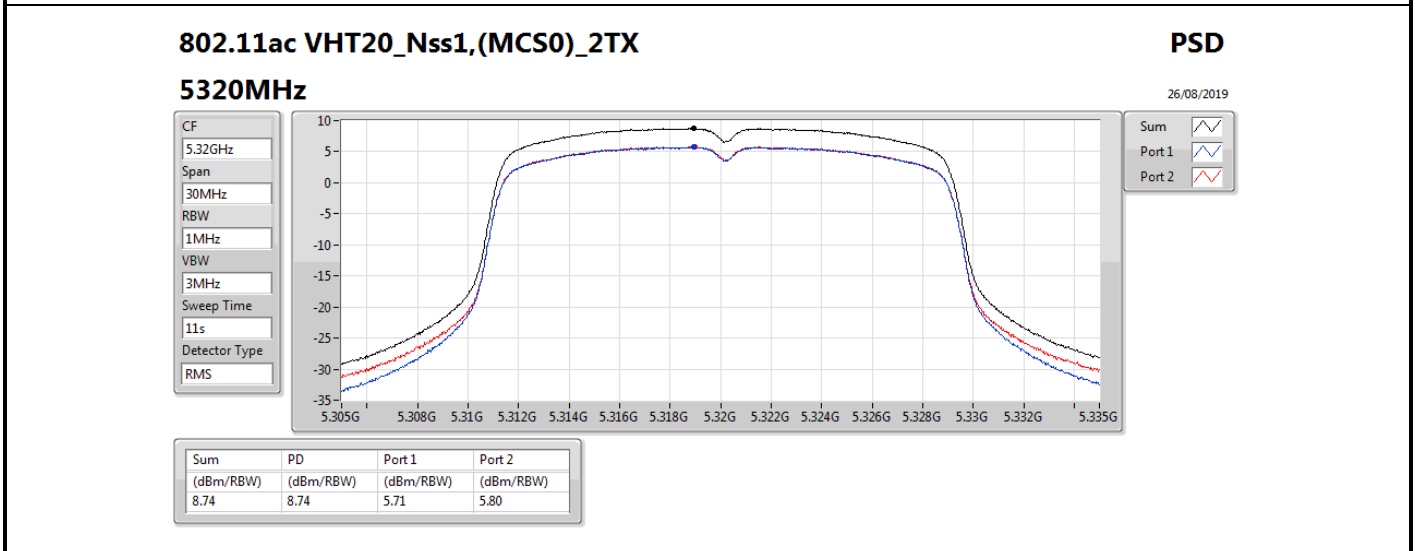
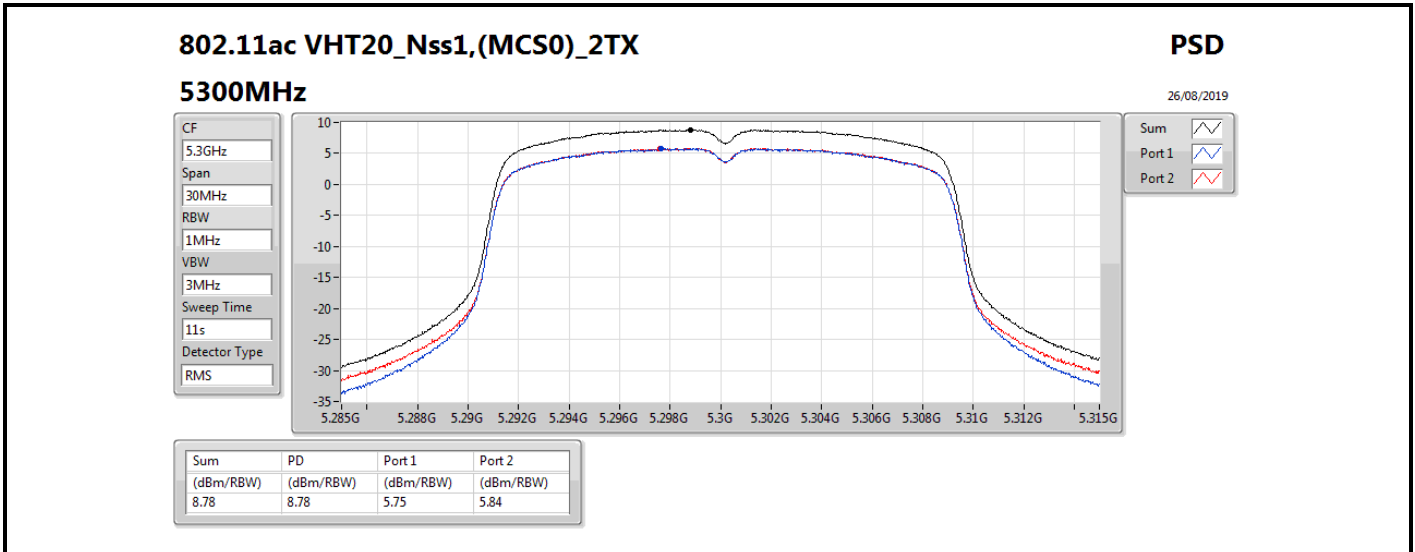


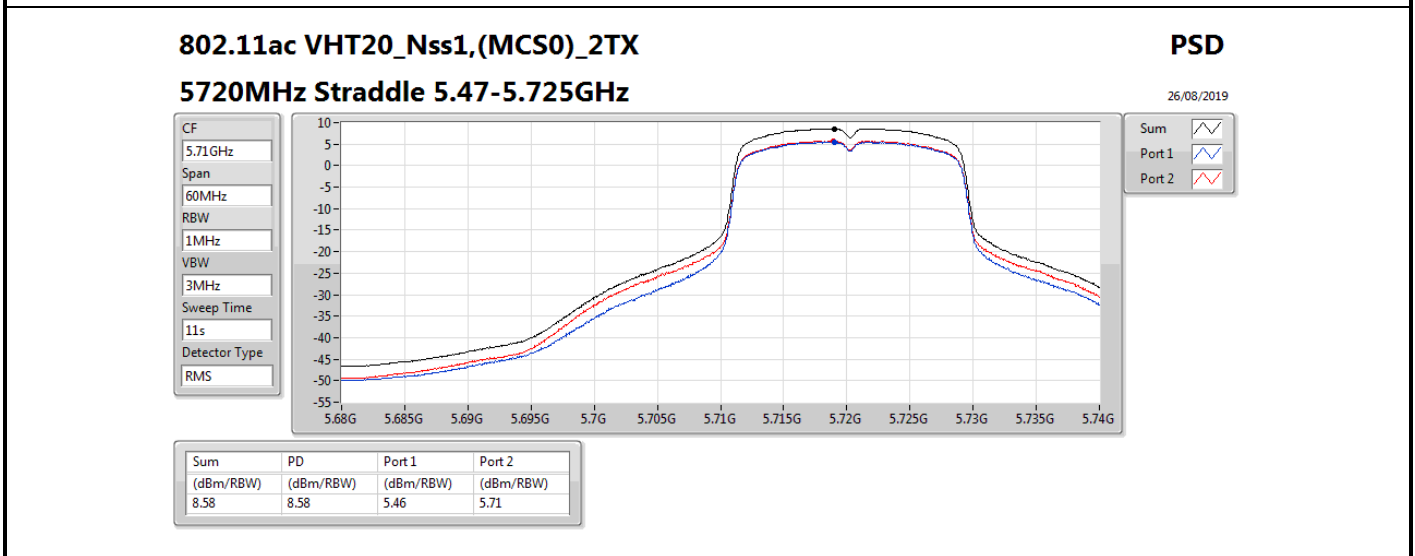
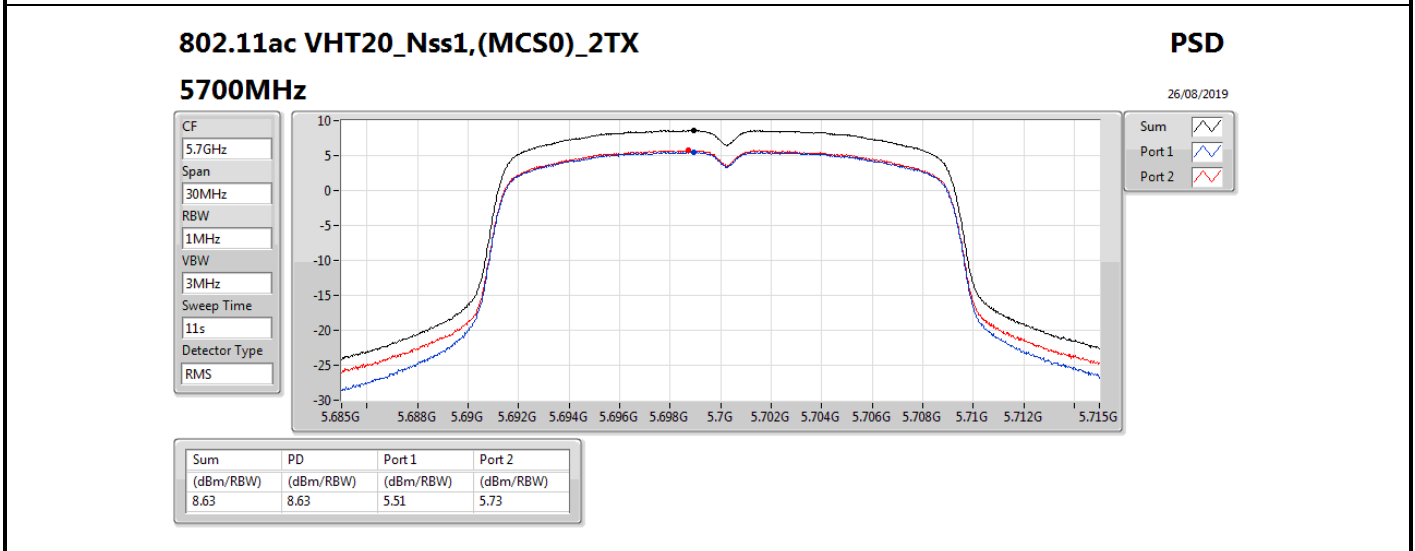
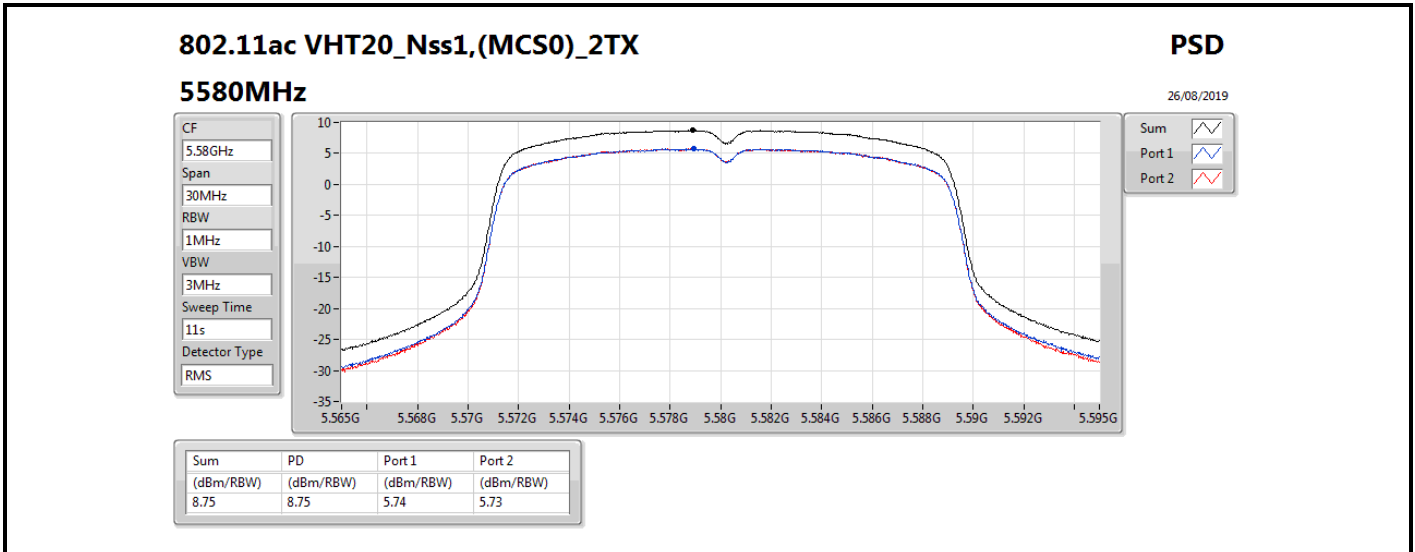


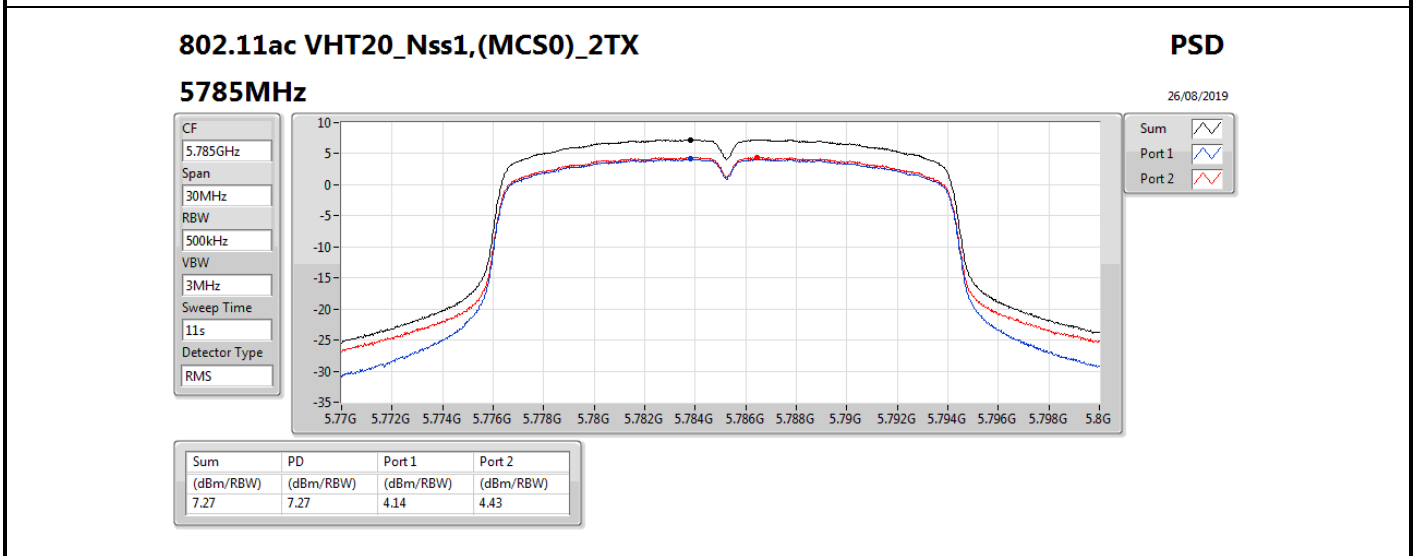
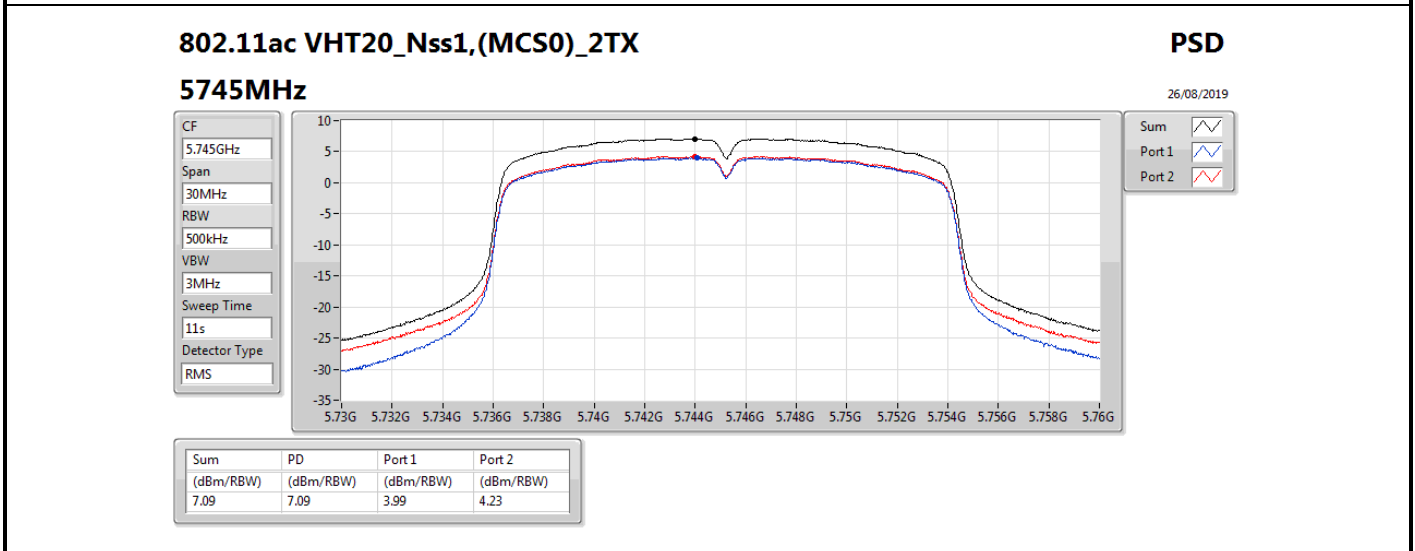
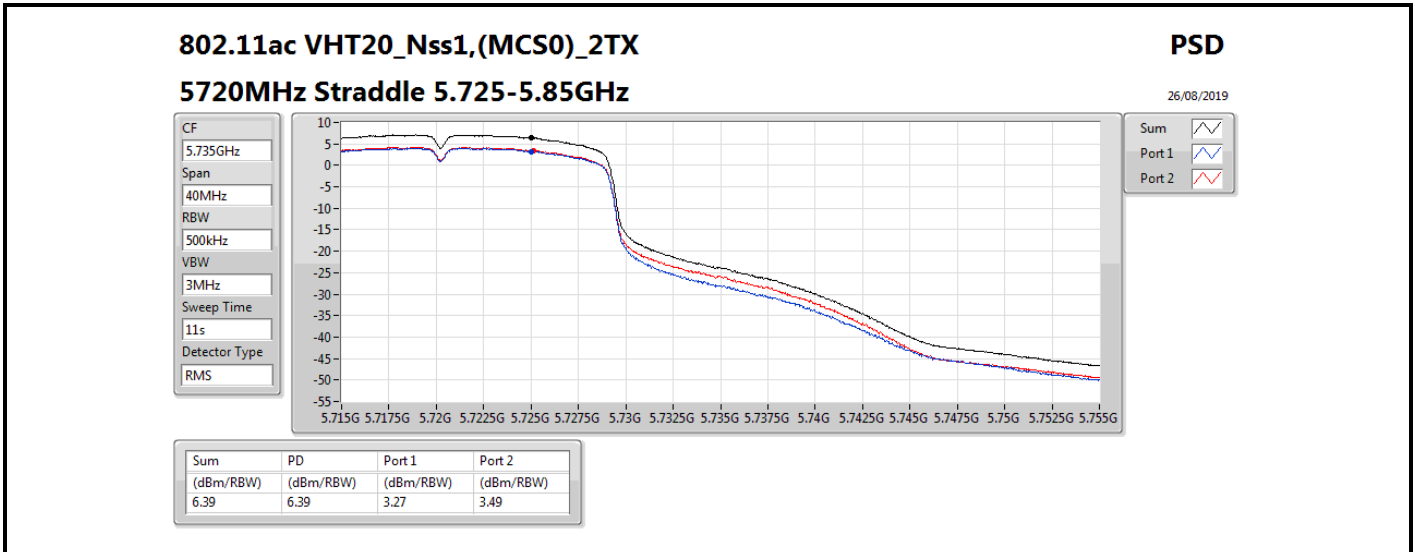












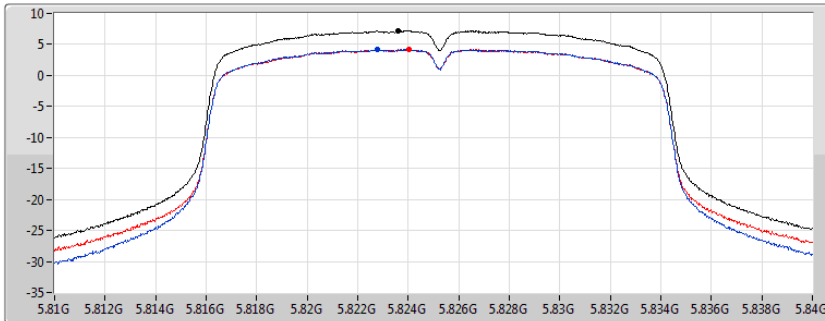
802.11ac VHT20_Nss1,(MCS0)_2TX

PSD

5825MHz

26/08/2019

CF
5.825GHz
Span
30MHz
RBW
500kHz
VBW
3MHz
Sweep Time
11s
Detector Type
RMS



Sum
Port 1
Port 2

Sum	PD	Port 1	Port 2
(dBm/RBW)	(dBm/RBW)	(dBm/RBW)	(dBm/RBW)
7.16	7.16	4.20	4.16

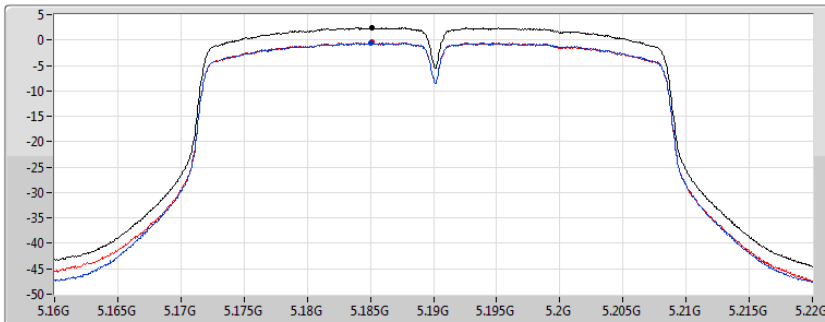
802.11ac VHT40_Nss1,(MCS0)_2TX

PSD

5190MHz

27/08/2019

CF
5.19GHz
Span
60MHz
RBW
1MHz
VBW
3MHz
Sweep Time
5.95s
Detector Type
RMS



Sum
Port 1
Port 2

Sum	PD	Port 1	Port 2
(dBm/RBW)	(dBm/RBW)	(dBm/RBW)	(dBm/RBW)
2.49	2.49	-0.60	-0.40

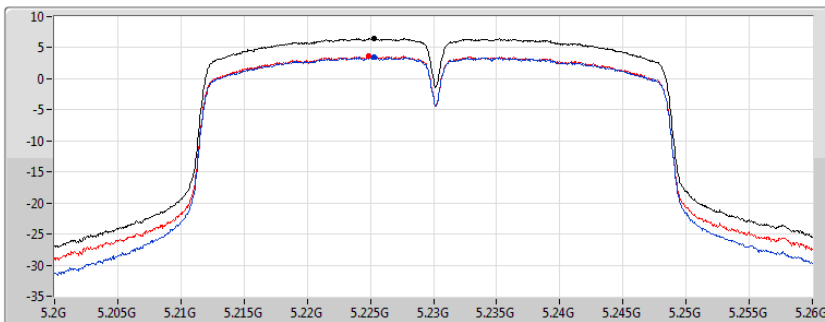
802.11ac VHT40_Nss1,(MCS0)_2TX

PSD

5230MHz

27/08/2019

CF
5.23GHz
Span
60MHz
RBW
1MHz
VBW
3MHz
Sweep Time
5.95s
Detector Type
RMS



Sum
Port 1
Port 2

Sum	PD	Port 1	Port 2
(dBm/RBW)	(dBm/RBW)	(dBm/RBW)	(dBm/RBW)
6.49	6.49	3.43	3.61

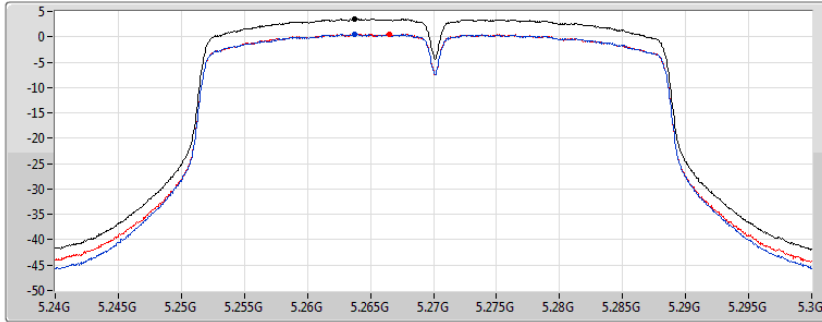
802.11ac VHT40_Nss1,(MCS0)_2TX

PSD

5270MHz

26/08/2019

CF
5.27GHz
Span
60MHz
RBW
1MHz
VBW
3MHz
Sweep Time
5.95s
Detector Type
RMS



Sum
Port 1
Port 2

Sum	PD	Port 1	Port 2
(dBm/RBW)	(dBm/RBW)	(dBm/RBW)	(dBm/RBW)
3.63	3.63	0.62	0.68

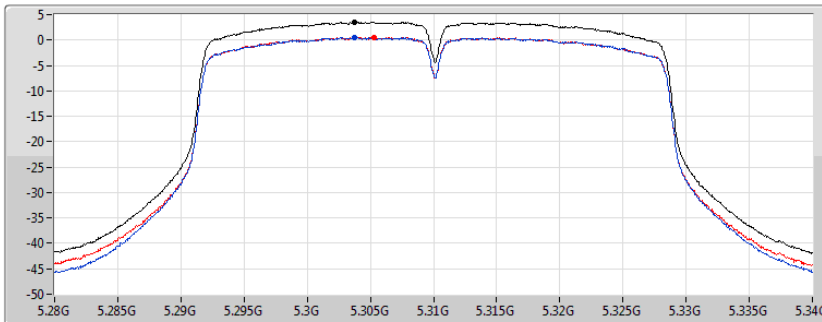
802.11ac VHT40_Nss1,(MCS0)_2TX

PSD

5310MHz

26/08/2019

CF
5.31GHz
Span
60MHz
RBW
1MHz
VBW
3MHz
Sweep Time
5.95s
Detector Type
RMS



Sum
Port 1
Port 2

Sum	PD	Port 1	Port 2
(dBm/RBW)	(dBm/RBW)	(dBm/RBW)	(dBm/RBW)
3.52	3.52	0.51	0.59

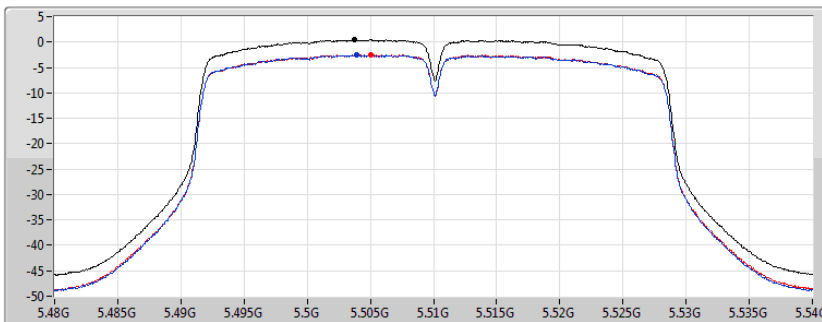
802.11ac VHT40_Nss1,(MCS0)_2TX

PSD

5510MHz

26/08/2019

CF
5.51GHz
Span
60MHz
RBW
1MHz
VBW
3MHz
Sweep Time
5.95s
Detector Type
RMS



Sum
Port 1
Port 2

Sum	PD	Port 1	Port 2
(dBm/RBW)	(dBm/RBW)	(dBm/RBW)	(dBm/RBW)
0.48	0.48	-2.48	-2.49

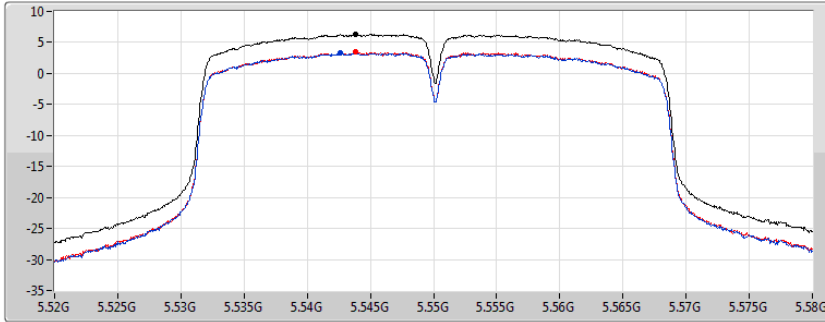
802.11ac VHT40_Nss1,(MCS0)_2TX

PSD

5550MHz

26/08/2019

CF 5.55GHz
 Span 60MHz
 RBW 1MHz
 VBW 3MHz
 Sweep Time 5.95s
 Detector Type RMS



Sum
 Port 1
 Port 2

Sum	PD	Port 1	Port 2
(dBm/RBW)	(dBm/RBW)	(dBm/RBW)	(dBm/RBW)
6.30	6.30	3.28	3.43

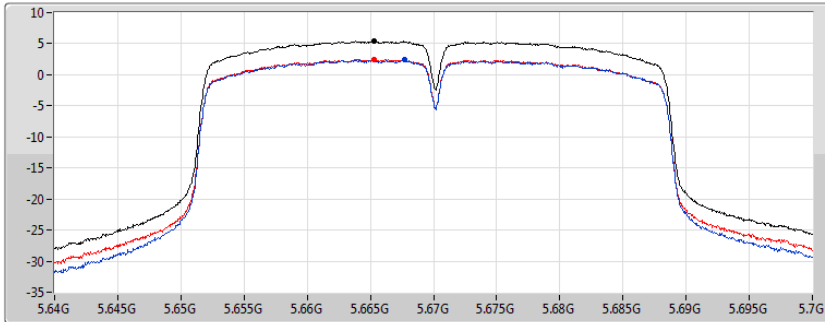
802.11ac VHT40_Nss1,(MCS0)_2TX

PSD

5670MHz

26/08/2019

CF 5.67GHz
 Span 60MHz
 RBW 1MHz
 VBW 3MHz
 Sweep Time 5.95s
 Detector Type RMS



Sum
 Port 1
 Port 2

Sum	PD	Port 1	Port 2
(dBm/RBW)	(dBm/RBW)	(dBm/RBW)	(dBm/RBW)
5.39	5.39	2.37	2.51

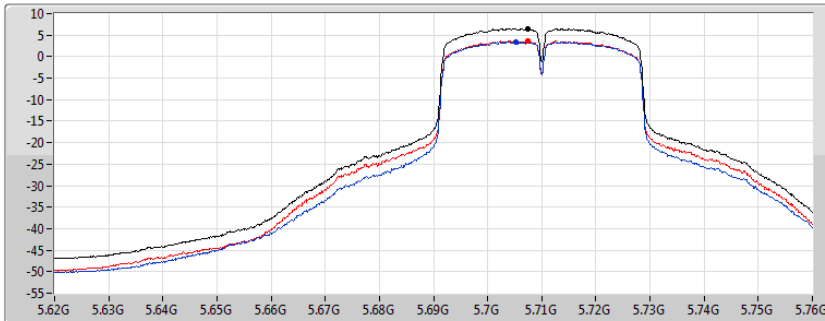
802.11ac VHT40_Nss1,(MCS0)_2TX

PSD

5710MHz Straddle 5.47-5.725GHz

26/08/2019

CF 5.69GHz
 Span 140MHz
 RBW 1MHz
 VBW 3MHz
 Sweep Time 5.95s
 Detector Type RMS



Sum
 Port 1
 Port 2

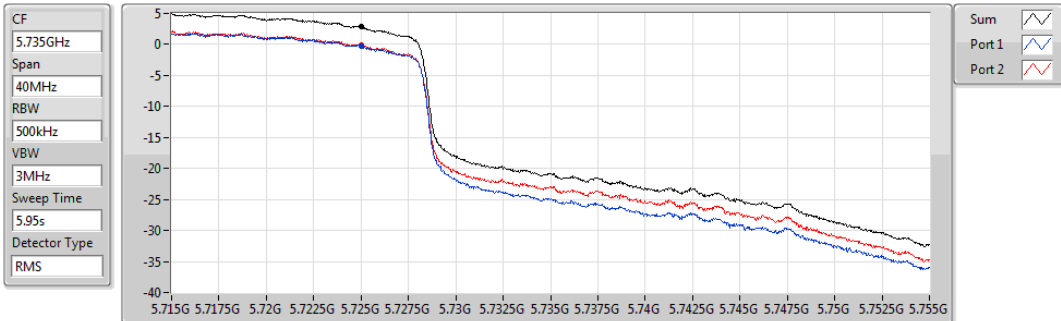
Sum	PD	Port 1	Port 2
(dBm/RBW)	(dBm/RBW)	(dBm/RBW)	(dBm/RBW)
6.52	6.52	3.41	3.69

802.11ac VHT40_Nss1,(MCS0)_2TX

PSD

5710MHz Straddle 5.725-5.85GHz

26/08/2019



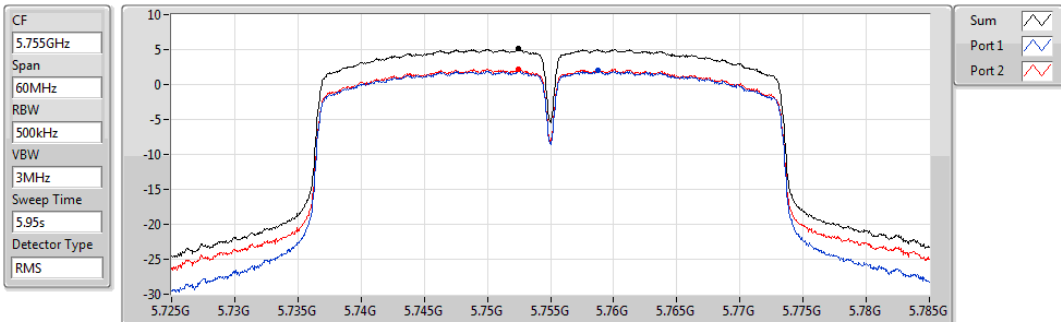
Sum	PD	Port 1	Port 2
(dBm/RBW)	(dBm/RBW)	(dBm/RBW)	(dBm/RBW)
2.86	2.86	-0.21	-0.09

802.11ac VHT40_Nss1,(MCS0)_2TX

PSD

5755MHz

26/08/2019



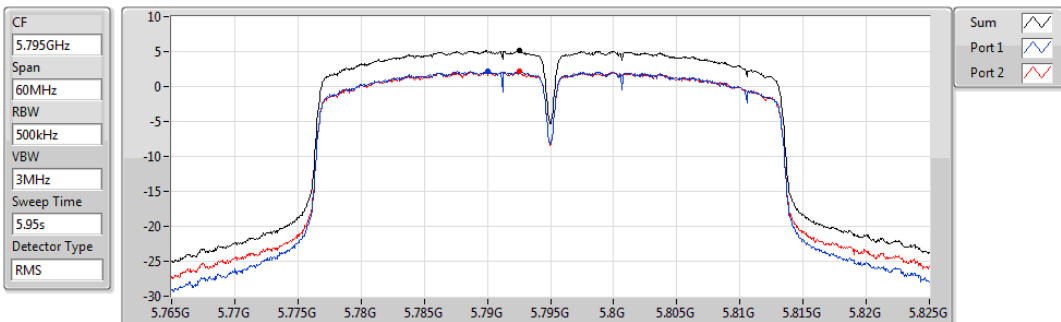
Sum	PD	Port 1	Port 2
(dBm/RBW)	(dBm/RBW)	(dBm/RBW)	(dBm/RBW)
5.10	5.10	1.99	2.24

802.11ac VHT40_Nss1,(MCS0)_2TX

PSD

5795MHz

26/08/2019



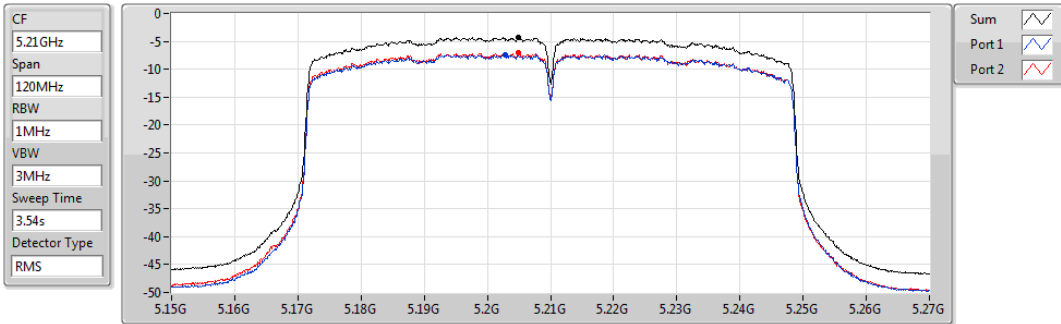
Sum	PD	Port 1	Port 2
(dBm/RBW)	(dBm/RBW)	(dBm/RBW)	(dBm/RBW)
5.22	5.22	2.21	2.22

802.11ac VHT80_Nss1,(MCS0)_2TX

PSD

5210MHz

26/08/2019



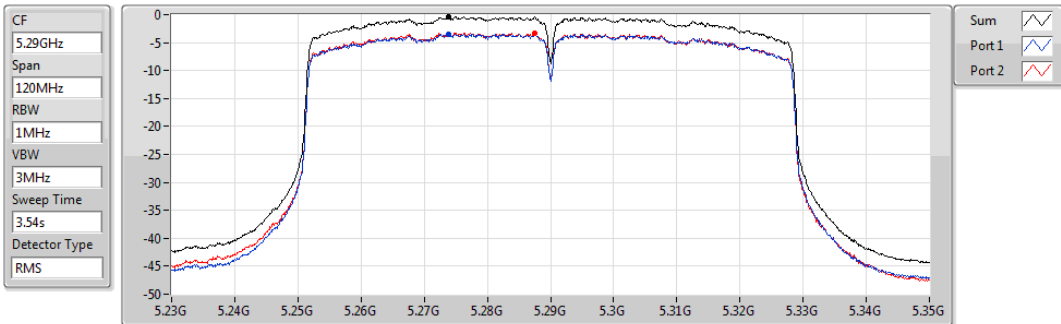
Sum	PD	Port 1	Port 2
(dBm/RBW)	(dBm/RBW)	(dBm/RBW)	(dBm/RBW)
-4.29	-4.29	-7.48	-7.07

802.11ac VHT80_Nss1,(MCS0)_2TX

PSD

5290MHz

26/08/2019



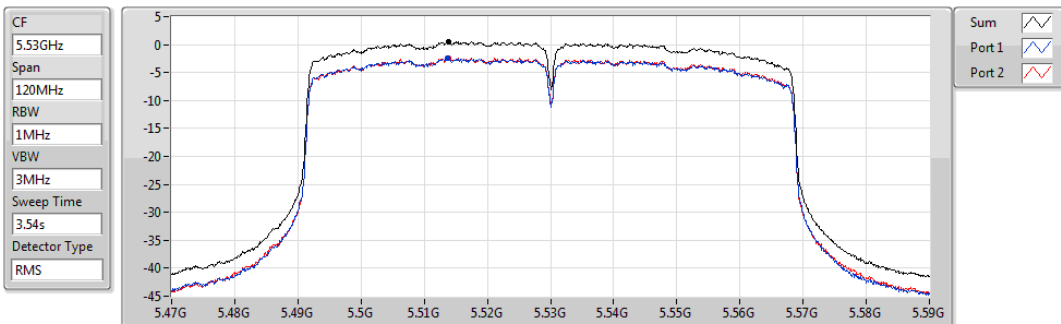
Sum	PD	Port 1	Port 2
(dBm/RBW)	(dBm/RBW)	(dBm/RBW)	(dBm/RBW)
-0.37	-0.37	-3.43	-3.23

802.11ac VHT80_Nss1,(MCS0)_2TX

PSD

5530MHz

26/08/2019



Sum	PD	Port 1	Port 2
(dBm/RBW)	(dBm/RBW)	(dBm/RBW)	(dBm/RBW)
0.51	0.51	-2.45	-2.36

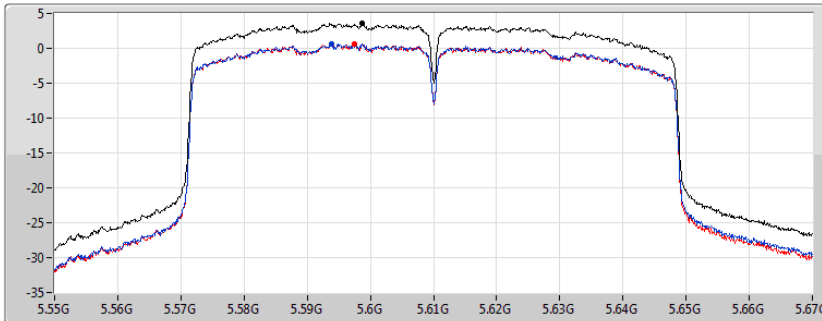
802.11ac VHT80_Nss1,(MCS0)_2TX

PSD

5610MHz

26/08/2019

CF
5.61GHz
Span
120MHz
RBW
1MHz
VBW
3MHz
Sweep Time
3.54s
Detector Type
RMS



Sum
Port 1
Port 2

Sum	PD	Port 1	Port 2
(dBm/RBW)	(dBm/RBW)	(dBm/RBW)	(dBm/RBW)
3.60	3.60	0.64	0.57

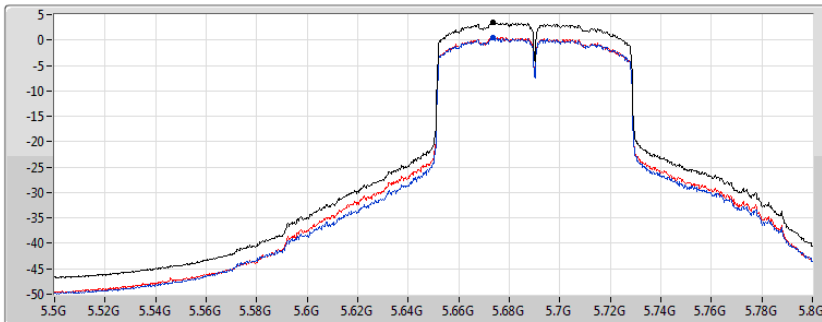
802.11ac VHT80_Nss1,(MCS0)_2TX

PSD

5690MHz Straddle 5.47-5.725GHz

26/08/2019

CF
5.65GHz
Span
300MHz
RBW
1MHz
VBW
3MHz
Sweep Time
3.54s
Detector Type
RMS



Sum
Port 1
Port 2

Sum	PD	Port 1	Port 2
(dBm/RBW)	(dBm/RBW)	(dBm/RBW)	(dBm/RBW)
3.52	3.52	0.44	0.58

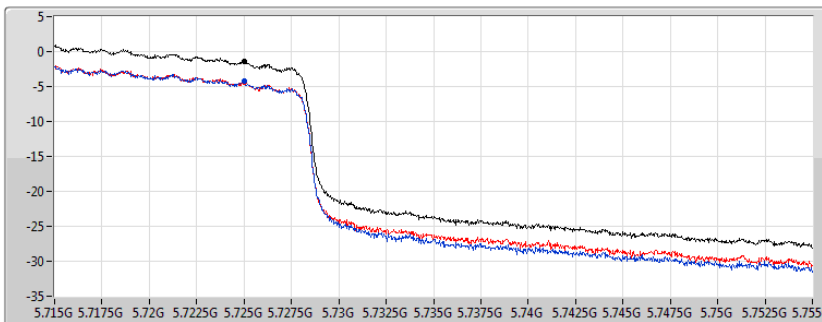
802.11ac VHT80_Nss1,(MCS0)_2TX

PSD

5690MHz Straddle 5.725-5.85GHz

26/08/2019

CF
5.735GHz
Span
40MHz
RBW
500kHz
VBW
3MHz
Sweep Time
3.54s
Detector Type
RMS



Sum
Port 1
Port 2

Sum	PD	Port 1	Port 2
(dBm/RBW)	(dBm/RBW)	(dBm/RBW)	(dBm/RBW)
-1.36	-1.36	-4.27	-4.40

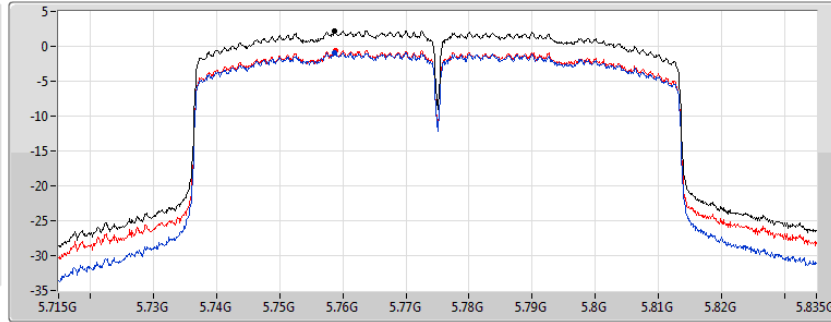
802.11ac VHT80_Nss1,(MCS0)_2TX




PSD

5775MHz

26/08/2019

CF
5.775GHz
Span
120MHz
RBW
500kHz
VBW
3MHz
Sweep Time
3.54s
Detector Type
RMS



Sum 
Port 1 
Port 2 

Sum	PD	Port 1	Port 2
(dBm/RBW)	(dBm/RBW)	(dBm/RBW)	(dBm/RBW)
2.25	2.25	-0.94	-0.56



Summary

Mode	Result	Type	Freq (Hz)	Level (dBuV/m)	Limit (dBuV/m)	Margin (dB)	Dist (m)	Condition	Azimuth (°)	Height (m)	Comments
5.725-5.85GHz	-	-	-	-	-	-	-	-	-	-	-
802.11ac VHT80_Nss1,(MCS0)_2TX	Pass	QP	840.01M	42.81	46.00	-3.19	3	Horizontal	233	1.06	-



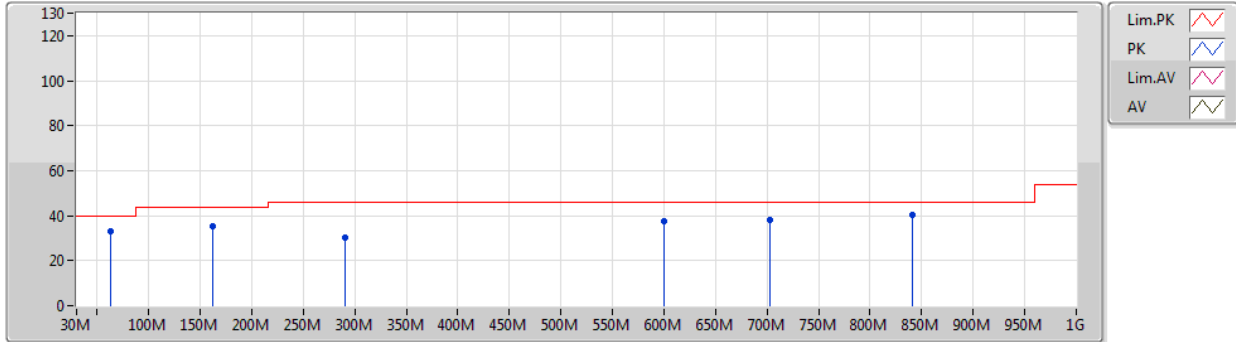
Result

Mode	Result	Type	Freq (Hz)	Level (dBuV/m)	Limit (dBuV/m)	Margin (dB)	Dist (m)	Condition	Azimuth (°)	Height (m)	Comments
802.11ac VHT80_Nss1,(MCS0)_2TX	-	-	-	-	-	-	-	-	-	-	-
5775MHz	Pass	PK	62.98M	32.95	40.00	-7.05	3	Vertical	360	1.00	-
5775MHz	Pass	PK	161.92M	35.30	43.50	-8.20	3	Vertical	360	1.00	-
5775MHz	Pass	PK	289.96M	30.32	46.00	-15.68	3	Vertical	360	1.00	-
5775MHz	Pass	PK	600.36M	37.44	46.00	-8.56	3	Vertical	360	1.00	-
5775MHz	Pass	PK	703.18M	38.10	46.00	-7.90	3	Vertical	360	1.00	-
5775MHz	Pass	PK	840.92M	40.59	46.00	-5.41	3	Vertical	360	1.00	-
5775MHz	Pass	PK	62.98M	27.66	40.00	-12.34	3	Horizontal	0	1.00	-
5775MHz	Pass	PK	156.1M	36.20	43.50	-7.30	3	Horizontal	0	1.00	-
5775MHz	Pass	PK	231.76M	31.65	46.00	-14.35	3	Horizontal	0	1.00	-
5775MHz	Pass	PK	600.36M	33.82	46.00	-12.18	3	Horizontal	0	1.00	-
5775MHz	Pass	PK	707.06M	36.37	46.00	-9.63	3	Horizontal	0	1.00	-
5775MHz	Pass	QP	840.01M	42.81	46.00	-3.19	3	Horizontal	233	1.06	-

802.11ac VHT80_Nss1,(MCS0)_2TX

26/09/2019

5775MHz_Adapter



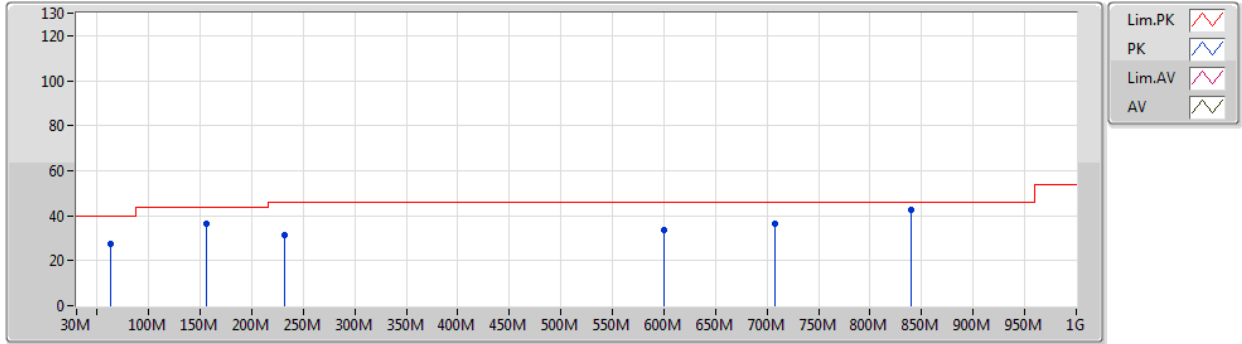
Type	Freq (Hz)	Level (dBuV/m)	Limit (dBuV/m)	Margin (dB)	Factor (dB)	Dist (m)	Condition	Azimuth (°)	Height (m)	Comment	Raw (dBuV)	AF (dB)	CL (dB)	PA (dB)
PK	62.98M	32.95	40.00	-7.05	-25.41	3	Vertical	360	1.00	-	58.36	11.02	0.63	37.06
PK	161.92M	35.30	43.50	-8.20	-19.93	3	Vertical	360	1.00	-	55.23	15.54	1.05	36.52
PK	289.96M	30.32	46.00	-15.68	-16.86	3	Vertical	360	1.00	-	47.18	18.20	1.41	36.47
PK	600.36M	37.44	46.00	-8.56	-10.43	3	Vertical	360	1.00	-	47.87	24.70	2.09	37.22
PK	703.18M	38.10	46.00	-7.90	-9.22	3	Vertical	360	1.00	-	47.32	25.86	2.28	37.36
PK	840.92M	40.59	46.00	-5.41	-6.75	3	Vertical	360	1.00	-	47.34	28.26	2.49	37.50



802.11ac VHT80_Nss1,(MCS0)_2TX

26/09/2019

5775MHz_Adapter



Type	Freq (Hz)	Level (dBuV/m)	Limit (dBuV/m)	Margin (dB)	Factor (dB)	Dist (m)	Condition	Azimuth (°)	Height (m)	Comment	Raw (dBuV)	AF (dB)	CL (dB)	PA (dB)
PK	62.98M	27.66	40.00	-12.34	-25.41	3	Horizontal	0	1.00	-	53.07	11.02	0.63	37.06
PK	156.1M	36.20	43.50	-7.30	-19.58	3	Horizontal	0	1.00	-	55.78	15.95	1.02	36.55
PK	231.76M	31.65	46.00	-14.35	-19.54	3	Horizontal	0	1.00	-	51.19	15.61	1.25	36.40
PK	600.36M	33.82	46.00	-12.18	-10.43	3	Horizontal	0	1.00	-	44.25	24.70	2.09	37.22
PK	707.06M	36.37	46.00	-9.63	-9.13	3	Horizontal	0	1.00	-	45.50	25.95	2.29	37.37
QP	840.01M	42.81	46.00	-3.19	-6.76	3	Horizontal	233	1.06	-	49.57	28.25	2.49	37.50



Summary

Mode	Result	Type	Freq (Hz)	Level (dBuV/m)	Limit (dBuV/m)	Margin (dB)	Dist (m)	Condition	Azimuth (°)	Height (m)	Comments
5.15-5.25GHz	-	-	-	-	-	-	-	-	-	-	-
802.11a_Nss1,(6Mbps)_2TX	Pass	AV	5.148G	49.70	54.00	-4.30	3	Vertical	103	1.01	-
802.11ac VHT20_Nss1,(MCS0)_2TX	Pass	AV	5.15G	49.49	54.00	-4.51	3	Vertical	115	1.00	-
802.11ac VHT40_Nss1,(MCS0)_2TX	Pass	AV	5.1488G	50.59	54.00	-3.41	3	Vertical	104	1.00	-
802.11ac VHT80_Nss1,(MCS0)_2TX	Pass	AV	5.137G	50.63	54.00	-3.37	3	Vertical	117	1.00	-
5.25-5.35GHz	-	-	-	-	-	-	-	-	-	-	-
802.11a_Nss1,(6Mbps)_2TX	Pass	AV	5.3504G	49.72	54.00	-4.28	3	Vertical	81	2.77	-
802.11ac VHT20_Nss1,(MCS0)_2TX	Pass	AV	5.35G	49.61	54.00	-4.39	3	Vertical	100	1.00	-
802.11ac VHT40_Nss1,(MCS0)_2TX	Pass	AV	5.35G	48.29	54.00	-5.71	3	Vertical	103	1.00	-
802.11ac VHT80_Nss1,(MCS0)_2TX	Pass	AV	5.383G	49.77	54.00	-4.23	3	Vertical	100	1.00	-
5.47-5.725GHz	-	-	-	-	-	-	-	-	-	-	-
802.11a_Nss1,(6Mbps)_2TX	Pass	PK	5.7256G	65.14	68.20	-3.06	3	Vertical	87	2.99	-
802.11ac VHT20_Nss1,(MCS0)_2TX	Pass	PK	5.7256G	64.75	68.20	-3.45	3	Vertical	102	1.00	-
802.11ac VHT40_Nss1,(MCS0)_2TX	Pass	PK	5.727G	65.13	68.20	-3.07	3	Vertical	98	2.93	-
802.11ac VHT80_Nss1,(MCS0)_2TX	Pass	AV	5.458G	50.92	54.00	-3.08	3	Horizontal	180	2.90	-
5.725-5.85GHz	-	-	-	-	-	-	-	-	-	-	-
802.11a_Nss1,(6Mbps)_2TX	Pass	AV	11.50254G	45.50	54.00	-8.50	3	Vertical	65	1.24	-
802.11ac VHT20_Nss1,(MCS0)_2TX	Pass	AV	11.56862G	46.65	54.00	-7.35	3	Horizontal	45	1.91	-
802.11ac VHT40_Nss1,(MCS0)_2TX	Pass	AV	11.50076G	46.80	54.00	-7.20	3	Vertical	229	1.22	-
802.11ac VHT80_Nss1,(MCS0)_2TX	Pass	AV	11.54322G	48.13	54.00	-5.87	3	Vertical	328	3.00	-

Remark :

Level (dBuV/m) = Raw(Read Level) + AF(Antenna Factor) + CL(Cable Loss) - PA(Preamp Factor)



Result

Mode	Result	Type	Freq (Hz)	Level (dBuV/m)	Limit (dBuV/m)	Margin (dB)	Dist (m)	Condition	Azimuth (°)	Height (m)	Comments
802.11a_Nss1,(6Mbps)_2TX	-	-	-	-	-	-	-	-	-	-	-
5180MHz	Pass	AV	5.148G	49.70	54.00	-4.30	3	Vertical	103	1.01	-
5180MHz	Pass	AV	5.1762G	103.16	Inf	-Inf	3	Vertical	103	1.01	-
5180MHz	Pass	PK	5.1494G	62.52	74.00	-11.48	3	Vertical	103	1.01	-
5180MHz	Pass	PK	5.1806G	113.00	Inf	-Inf	3	Vertical	103	1.01	-
5180MHz	Pass	AV	5.1496G	48.40	54.00	-5.60	3	Horizontal	175	2.83	-
5180MHz	Pass	AV	5.1776G	100.13	Inf	-Inf	3	Horizontal	175	2.83	-
5180MHz	Pass	PK	5.1488G	60.72	74.00	-13.28	3	Horizontal	175	2.83	-
5180MHz	Pass	PK	5.1776G	110.63	Inf	-Inf	3	Horizontal	175	2.83	-
5180MHz	Pass	PK	10.36044G	58.39	68.20	-9.81	3	Vertical	103	1.71	-
5180MHz	Pass	PK	10.35478G	57.52	68.20	-10.68	3	Vertical	110	1.82	-
5200MHz	Pass	AV	5.148G	47.16	54.00	-6.84	3	Vertical	102	1.00	-
5200MHz	Pass	AV	5.1984G	102.64	Inf	-Inf	3	Vertical	102	1.00	-
5200MHz	Pass	PK	5.1496G	59.19	74.00	-14.81	3	Vertical	102	1.00	-
5200MHz	Pass	PK	5.1988G	111.81	Inf	-Inf	3	Vertical	102	1.00	-
5200MHz	Pass	AV	5.1236G	46.65	54.00	-7.35	3	Horizontal	52	1.00	-
5200MHz	Pass	AV	5.202G	98.91	Inf	-Inf	3	Horizontal	52	1.00	-
5200MHz	Pass	PK	5.1352G	59.13	74.00	-14.87	3	Horizontal	52	1.00	-
5200MHz	Pass	PK	5.1964G	108.76	Inf	-Inf	3	Horizontal	52	1.00	-
5200MHz	Pass	PK	10.40384G	57.61	68.20	-10.59	3	Vertical	148	1.44	-
5200MHz	Pass	PK	10.3907G	57.77	68.20	-10.43	3	Horizontal	253	1.19	-
5240MHz	Pass	AV	5.1224G	46.75	54.00	-7.25	3	Vertical	99	3.00	-
5240MHz	Pass	AV	5.237G	101.34	Inf	-Inf	3	Vertical	99	3.00	-
5240MHz	Pass	AV	5.3636G	44.94	54.00	-9.06	3	Vertical	99	3.00	-
5240MHz	Pass	PK	5.1128G	59.06	74.00	-14.94	3	Vertical	99	3.00	-
5240MHz	Pass	PK	5.243G	110.97	Inf	-Inf	3	Vertical	99	3.00	-
5240MHz	Pass	PK	5.375G	57.18	74.00	-16.82	3	Vertical	99	3.00	-
5240MHz	Pass	AV	5.099G	46.72	54.00	-7.28	3	Horizontal	182	2.91	-
5240MHz	Pass	AV	5.2424G	101.23	Inf	-Inf	3	Horizontal	182	2.91	-
5240MHz	Pass	AV	5.354G	44.99	54.00	-9.01	3	Horizontal	182	2.91	-
5240MHz	Pass	PK	5.1122G	58.84	74.00	-15.16	3	Horizontal	182	2.91	-
5240MHz	Pass	PK	5.2352G	111.06	Inf	-Inf	3	Horizontal	182	2.91	-
5240MHz	Pass	PK	5.366G	57.45	74.00	-16.55	3	Horizontal	182	2.91	-
5240MHz	Pass	PK	10.4809G	57.93	68.20	-10.27	3	Vertical	196	1.56	-
5240MHz	Pass	PK	10.4911G	57.70	68.20	-10.50	3	Horizontal	348	2.02	-
5260MHz	Pass	AV	5.1184G	46.80	54.00	-7.20	3	Vertical	94	1.01	-
5260MHz	Pass	AV	5.2582G	102.40	Inf	-Inf	3	Vertical	94	1.01	-
5260MHz	Pass	AV	5.377G	45.25	54.00	-8.75	3	Vertical	94	1.01	-
5260MHz	Pass	PK	5.1136G	59.33	74.00	-14.67	3	Vertical	94	1.01	-
5260MHz	Pass	PK	5.2606G	112.46	Inf	-Inf	3	Vertical	94	1.01	-
5260MHz	Pass	PK	5.3932G	57.73	74.00	-16.27	3	Vertical	94	1.01	-
5260MHz	Pass	AV	5.1124G	46.73	54.00	-7.27	3	Horizontal	199	2.48	-
5260MHz	Pass	AV	5.2582G	101.16	Inf	-Inf	3	Horizontal	199	2.48	-
5260MHz	Pass	AV	5.41G	45.09	54.00	-8.91	3	Horizontal	199	2.48	-
5260MHz	Pass	PK	5.1412G	58.81	74.00	-15.19	3	Horizontal	199	2.48	-
5260MHz	Pass	PK	5.2588G	110.14	Inf	-Inf	3	Horizontal	199	2.48	-
5260MHz	Pass	PK	5.3698G	57.30	74.00	-16.70	3	Horizontal	199	2.48	-
5260MHz	Pass	PK	10.52408G	58.28	68.20	-9.92	3	Vertical	339	2.47	-

Remark :

Level (dBuV/m) = Raw(Read Level) + AF(Antenna Factor) + CL(Cable Loss) - PA(Preamp Factor)



Mode	Result	Type	Freq (Hz)	Level (dBuV/m)	Limit (dBuV/m)	Margin (dB)	Dist (m)	Condition	Azimuth (°)	Height (m)	Comments
5260MHz	Pass	PK	10.53128G	57.99	68.20	-10.21	3	Horizontal	267	1.10	-
5300MHz	Pass	AV	5.298G	102.08	Inf	-Inf	3	Vertical	93	2.54	-
5300MHz	Pass	AV	5.3512G	45.36	54.00	-8.64	3	Vertical	93	2.54	-
5300MHz	Pass	PK	5.2988G	111.09	Inf	-Inf	3	Vertical	93	2.54	-
5300MHz	Pass	PK	5.3936G	58.83	74.00	-15.17	3	Vertical	93	2.54	-
5300MHz	Pass	AV	5.298G	101.25	Inf	-Inf	3	Horizontal	175	2.96	-
5300MHz	Pass	AV	5.3504G	45.42	54.00	-8.58	3	Horizontal	175	2.96	-
5300MHz	Pass	PK	5.3008G	110.63	Inf	-Inf	3	Horizontal	175	2.96	-
5300MHz	Pass	PK	5.3752G	57.26	74.00	-16.74	3	Horizontal	175	2.96	-
5300MHz	Pass	PK	10.60816G	58.01	74.00	-15.99	3	Vertical	184	1.47	-
5300MHz	Pass	PK	10.59766G	57.77	68.20	-10.43	3	Horizontal	76	2.05	-
5320MHz	Pass	AV	5.3224G	101.18	Inf	-Inf	3	Vertical	81	2.77	-
5320MHz	Pass	AV	5.3504G	49.72	54.00	-4.28	3	Vertical	81	2.77	-
5320MHz	Pass	PK	5.3226G	110.39	Inf	-Inf	3	Vertical	81	2.77	-
5320MHz	Pass	PK	5.35G	63.07	74.00	-10.93	3	Vertical	81	2.77	-
5320MHz	Pass	AV	5.3182G	100.73	Inf	-Inf	3	Horizontal	172	3.00	-
5320MHz	Pass	AV	5.3504G	49.15	54.00	-4.85	3	Horizontal	172	3.00	-
5320MHz	Pass	PK	5.3176G	110.95	Inf	-Inf	3	Horizontal	172	3.00	-
5320MHz	Pass	PK	5.3502G	62.43	74.00	-11.57	3	Horizontal	172	3.00	-
5320MHz	Pass	AV	10.62728G	45.26	54.00	-8.74	3	Vertical	106	1.64	-
5320MHz	Pass	PK	10.63514G	57.78	74.00	-16.22	3	Vertical	106	1.64	-
5320MHz	Pass	AV	10.62704G	45.12	54.00	-8.88	3	Horizontal	49	1.36	-
5320MHz	Pass	PK	10.63304G	58.39	74.00	-15.61	3	Horizontal	49	1.36	-
5500MHz	Pass	AV	5.4598G	46.51	54.00	-7.49	3	Vertical	97	2.89	-
5500MHz	Pass	AV	5.5022G	102.68	Inf	-Inf	3	Vertical	97	2.89	-
5500MHz	Pass	PK	5.4696G	61.31	68.20	-6.89	3	Vertical	97	2.89	-
5500MHz	Pass	PK	5.497G	112.62	Inf	-Inf	3	Vertical	97	2.89	-
5500MHz	Pass	AV	5.4522G	46.48	54.00	-7.52	3	Horizontal	173	2.90	-
5500MHz	Pass	AV	5.4982G	101.13	Inf	-Inf	3	Horizontal	173	2.90	-
5500MHz	Pass	PK	5.4676G	60.83	68.20	-7.37	3	Horizontal	173	2.90	-
5500MHz	Pass	PK	5.4956G	111.00	Inf	-Inf	3	Horizontal	173	2.90	-
5500MHz	Pass	AV	10.99106G	46.24	54.00	-7.76	3	Vertical	186	1.60	-
5500MHz	Pass	PK	11.01038G	58.67	74.00	-15.33	3	Vertical	186	1.60	-
5500MHz	Pass	AV	11.00486G	46.05	54.00	-7.95	3	Horizontal	245	1.03	-
5500MHz	Pass	PK	10.99904G	58.71	74.00	-15.29	3	Horizontal	245	1.03	-
5580MHz	Pass	AV	5.454G	45.82	54.00	-8.18	3	Vertical	104	3.00	-
5580MHz	Pass	AV	5.577G	102.99	Inf	-Inf	3	Vertical	104	3.00	-
5580MHz	Pass	PK	5.4648G	57.27	68.20	-10.93	3	Vertical	104	3.00	-
5580MHz	Pass	PK	5.5764G	112.15	Inf	-Inf	3	Vertical	104	3.00	-
5580MHz	Pass	PK	5.73G	57.81	68.20	-10.39	3	Vertical	104	3.00	-
5580MHz	Pass	AV	5.4546G	45.67	54.00	-8.33	3	Horizontal	179	3.00	-
5580MHz	Pass	AV	5.5824G	100.61	Inf	-Inf	3	Horizontal	179	3.00	-
5580MHz	Pass	PK	5.4666G	57.45	68.20	-10.75	3	Horizontal	179	3.00	-
5580MHz	Pass	PK	5.577G	109.64	Inf	-Inf	3	Horizontal	179	3.00	-
5580MHz	Pass	PK	5.7294G	58.41	68.20	-9.79	3	Horizontal	179	3.00	-
5580MHz	Pass	AV	11.14914G	46.15	54.00	-7.85	3	Vertical	106	1.83	-
5580MHz	Pass	PK	11.14698G	58.83	74.00	-15.17	3	Vertical	106	1.83	-
5580MHz	Pass	AV	11.14974G	46.10	54.00	-7.90	3	Horizontal	309	1.68	-
5580MHz	Pass	PK	11.15178G	59.14	74.00	-14.86	3	Horizontal	309	1.68	-

Remark :

Page No. : E3 of E180

Level (dBuV/m) = Raw(Read Level) + AF(Antenna Factor) + CL(Cable Loss) - PA(Preamp Factor)



Mode	Result	Type	Freq (Hz)	Level (dBuV/m)	Limit (dBuV/m)	Margin (dB)	Dist (m)	Condition	Azimuth (°)	Height (m)	Comments
5700MHz	Pass	AV	5.6976G	101.80	Inf	-Inf	3	Vertical	87	2.99	-
5700MHz	Pass	PK	5.6976G	111.56	Inf	-Inf	3	Vertical	87	2.99	-
5700MHz	Pass	PK	5.7256G	65.14	68.20	-3.06	3	Vertical	87	2.99	-
5700MHz	Pass	AV	5.7008G	99.21	Inf	-Inf	3	Horizontal	174	3.00	-
5700MHz	Pass	PK	5.6988G	109.75	Inf	-Inf	3	Horizontal	174	3.00	-
5700MHz	Pass	PK	5.7252G	63.03	68.20	-5.17	3	Horizontal	174	3.00	-
5700MHz	Pass	AV	11.40234G	45.49	54.00	-8.51	3	Vertical	48	1.72	-
5700MHz	Pass	PK	11.40336G	58.22	74.00	-15.78	3	Vertical	48	1.72	-
5700MHz	Pass	AV	11.4006G	45.62	54.00	-8.38	3	Horizontal	356	1.23	-
5700MHz	Pass	PK	11.40888G	58.40	74.00	-15.60	3	Horizontal	356	1.23	-
5720MHz Straddle 5.47-5.725GHz	Pass	AV	5.4548G	45.70	54.00	-8.30	3	Vertical	119	3.00	-
5720MHz Straddle 5.47-5.725GHz	Pass	AV	5.7212G	102.90	Inf	-Inf	3	Vertical	119	3.00	-
5720MHz Straddle 5.47-5.725GHz	Pass	PK	5.4656G	57.45	68.20	-10.75	3	Vertical	119	3.00	-
5720MHz Straddle 5.47-5.725GHz	Pass	PK	5.7176G	112.08	Inf	-Inf	3	Vertical	119	3.00	-
5720MHz Straddle 5.47-5.725GHz	Pass	PK	5.9648G	59.17	68.20	-9.03	3	Vertical	119	3.00	-
5720MHz Straddle 5.47-5.725GHz	Pass	AV	5.4584G	45.71	54.00	-8.29	3	Horizontal	178	3.00	-
5720MHz Straddle 5.47-5.725GHz	Pass	AV	5.7188G	99.32	Inf	-Inf	3	Horizontal	178	3.00	-
5720MHz Straddle 5.47-5.725GHz	Pass	PK	5.4644G	56.55	68.20	-11.65	3	Horizontal	178	3.00	-
5720MHz Straddle 5.47-5.725GHz	Pass	PK	5.7212G	108.02	Inf	-Inf	3	Horizontal	178	3.00	-
5720MHz Straddle 5.47-5.725GHz	Pass	PK	5.9156G	60.15	68.20	-8.05	3	Horizontal	178	3.00	-
5720MHz Straddle 5.47-5.725GHz	Pass	AV	11.44249G	45.94	54.00	-8.06	3	Vertical	2	1.44	-
5720MHz Straddle 5.47-5.725GHz	Pass	PK	11.44142G	58.63	74.00	-15.37	3	Vertical	2	1.44	-
5720MHz Straddle 5.47-5.725GHz	Pass	AV	11.44171G	45.86	54.00	-8.14	3	Horizontal	99	1.50	-
5720MHz Straddle 5.47-5.725GHz	Pass	PK	11.44083G	58.89	74.00	-15.11	3	Horizontal	99	1.50	-
5745MHz	Pass	AV	5.7402G	101.22	Inf	-Inf	3	Vertical	71	1.00	-
5745MHz	Pass	PK	5.5734G	58.49	68.20	-9.71	3	Vertical	71	1.00	-
5745MHz	Pass	PK	5.7402G	110.60	Inf	-Inf	3	Vertical	71	1.00	-
5745MHz	Pass	PK	5.9322G	59.17	68.20	-9.03	3	Vertical	71	1.00	-
5745MHz	Pass	AV	5.7438G	99.93	Inf	-Inf	3	Horizontal	165	2.97	-
5745MHz	Pass	PK	5.5146G	57.78	68.20	-10.42	3	Horizontal	165	2.97	-
5745MHz	Pass	PK	5.7462G	109.20	Inf	-Inf	3	Horizontal	165	2.97	-
5745MHz	Pass	PK	5.943G	59.00	68.20	-9.20	3	Horizontal	165	2.97	-
5745MHz	Pass	AV	11.50254G	45.50	54.00	-8.50	3	Vertical	65	1.24	-
5745MHz	Pass	PK	11.49744G	58.42	74.00	-15.58	3	Vertical	65	1.24	-
5745MHz	Pass	AV	11.4861G	45.42	54.00	-8.58	3	Vertical	25	2.22	-
5745MHz	Pass	PK	11.49954G	58.42	74.00	-15.58	3	Vertical	25	2.22	-
5785MHz	Pass	AV	5.7838G	102.23	Inf	-Inf	3	Vertical	99	1.01	-
5785MHz	Pass	PK	5.539G	57.75	68.20	-10.45	3	Vertical	99	1.01	-
5785MHz	Pass	PK	5.7838G	111.52	Inf	-Inf	3	Vertical	99	1.01	-
5785MHz	Pass	PK	5.9638G	58.40	68.20	-9.80	3	Vertical	99	1.01	-
5785MHz	Pass	AV	5.7826G	99.71	Inf	-Inf	3	Horizontal	173	3.00	-
5785MHz	Pass	PK	5.5234G	58.24	68.20	-9.96	3	Horizontal	173	3.00	-
5785MHz	Pass	PK	5.7874G	108.76	Inf	-Inf	3	Horizontal	173	3.00	-
5785MHz	Pass	PK	5.9686G	58.96	68.20	-9.24	3	Horizontal	173	3.00	-
5785MHz	Pass	AV	11.5724G	45.14	54.00	-8.86	3	Vertical	229	1.94	-
5785MHz	Pass	PK	11.5742G	58.44	74.00	-15.56	3	Vertical	229	1.94	-
5785MHz	Pass	AV	11.5704G	45.22	54.00	-8.78	3	Vertical	250	1.70	-
5785MHz	Pass	PK	11.5703G	58.67	74.00	-15.33	3	Vertical	250	1.70	-
5825MHz	Pass	AV	5.8262G	101.56	Inf	-Inf	3	Vertical	103	1.00	-

Remark :

Page No. : E4 of E180

Level (dBuV/m) = Raw(Read Level) + AF(Antenna Factor) + CL(Cable Loss) - PA(Preamp Factor)



Mode	Result	Type	Freq (Hz)	Level (dBuV/m)	Limit (dBuV/m)	Margin (dB)	Dist (m)	Condition	Azimuth (°)	Height (m)	Comments
5825MHz	Pass	PK	5.5682G	57.67	68.20	-10.53	3	Vertical	103	1.00	-
5825MHz	Pass	PK	5.8214G	111.00	Inf	-Inf	3	Vertical	103	1.00	-
5825MHz	Pass	PK	5.939G	58.84	68.20	-9.36	3	Vertical	103	1.00	-
5825MHz	Pass	AV	5.8226G	99.40	Inf	-Inf	3	Horizontal	169	2.74	-
5825MHz	Pass	PK	5.5958G	57.82	68.20	-10.38	3	Horizontal	169	2.74	-
5825MHz	Pass	PK	5.8226G	109.01	Inf	-Inf	3	Horizontal	169	2.74	-
5825MHz	Pass	PK	5.927G	59.56	68.20	-8.64	3	Horizontal	169	2.74	-
5825MHz	Pass	AV	11.65044G	45.22	54.00	-8.78	3	Vertical	252	1.78	-
5825MHz	Pass	PK	11.65084G	57.81	74.00	-16.19	3	Vertical	252	1.78	-
5825MHz	Pass	AV	11.6492G	45.36	54.00	-8.64	3	Vertical	319	1.29	-
5825MHz	Pass	PK	11.65002G	58.12	74.00	-15.88	3	Vertical	319	1.29	-
802.11ac VHT20_Nss1,(MCS0)_2TX	-	-	-	-	-	-	-	-	-	-	-
5180MHz	Pass	AV	5.15G	49.49	54.00	-4.51	3	Vertical	115	1.00	-
5180MHz	Pass	AV	5.1778G	101.16	Inf	-Inf	3	Vertical	115	1.00	-
5180MHz	Pass	PK	5.1474G	61.01	74.00	-12.99	3	Vertical	115	1.00	-
5180MHz	Pass	PK	5.178G	110.44	Inf	-Inf	3	Vertical	115	1.00	-
5180MHz	Pass	AV	5.1488G	48.14	54.00	-5.86	3	Horizontal	164	2.90	-
5180MHz	Pass	AV	5.1822G	99.58	Inf	-Inf	3	Horizontal	164	2.90	-
5180MHz	Pass	PK	5.1478G	60.50	74.00	-13.50	3	Horizontal	164	2.90	-
5180MHz	Pass	PK	5.183G	109.93	Inf	-Inf	3	Horizontal	164	2.90	-
5180MHz	Pass	PK	10.37266G	57.72	68.20	-10.48	3	Vertical	44	1.83	-
5180MHz	Pass	PK	10.36972G	57.83	68.20	-10.37	3	Horizontal	151	2.48	-
5200MHz	Pass	AV	5.146G	47.63	54.00	-6.37	3	Vertical	101	1.00	-
5200MHz	Pass	AV	5.198G	101.03	Inf	-Inf	3	Vertical	101	1.00	-
5200MHz	Pass	PK	5.1172G	58.95	74.00	-15.05	3	Vertical	101	1.00	-
5200MHz	Pass	PK	5.1964G	110.68	Inf	-Inf	3	Vertical	101	1.00	-
5200MHz	Pass	AV	5.1484G	47.55	54.00	-6.45	3	Horizontal	158	2.78	-
5200MHz	Pass	AV	5.2024G	99.12	Inf	-Inf	3	Horizontal	158	2.78	-
5200MHz	Pass	PK	5.1376G	58.73	74.00	-15.27	3	Horizontal	158	2.78	-
5200MHz	Pass	PK	5.2024G	108.97	Inf	-Inf	3	Horizontal	158	2.78	-
5200MHz	Pass	PK	10.41434G	58.12	68.20	-10.08	3	Vertical	304	1.13	-
5200MHz	Pass	PK	10.40132G	58.49	68.20	-9.71	3	Horizontal	231	1.04	-
5240MHz	Pass	AV	5.0942G	47.40	54.00	-6.60	3	Vertical	103	1.00	-
5240MHz	Pass	AV	5.2376G	101.00	Inf	-Inf	3	Vertical	103	1.00	-
5240MHz	Pass	AV	5.3504G	45.76	54.00	-8.24	3	Vertical	103	1.00	-
5240MHz	Pass	PK	5.1056G	59.55	74.00	-14.45	3	Vertical	103	1.00	-
5240MHz	Pass	PK	5.2424G	110.81	Inf	-Inf	3	Vertical	103	1.00	-
5240MHz	Pass	PK	5.39G	57.80	74.00	-16.20	3	Vertical	103	1.00	-
5240MHz	Pass	AV	5.099G	47.36	54.00	-6.64	3	Horizontal	177	2.94	-
5240MHz	Pass	AV	5.2376G	100.15	Inf	-Inf	3	Horizontal	177	2.94	-
5240MHz	Pass	AV	5.3768G	45.69	54.00	-8.31	3	Horizontal	177	2.94	-
5240MHz	Pass	PK	5.1314G	59.42	74.00	-14.58	3	Horizontal	177	2.94	-
5240MHz	Pass	PK	5.2412G	110.50	Inf	-Inf	3	Horizontal	177	2.94	-
5240MHz	Pass	PK	5.35G	56.55	74.00	-17.45	3	Horizontal	177	2.94	-
5240MHz	Pass	PK	10.47544G	58.48	68.20	-9.72	3	Vertical	244	1.01	-
5240MHz	Pass	PK	10.47208G	58.21	68.20	-9.99	3	Horizontal	172	1.18	-
5260MHz	Pass	AV	5.1172G	47.30	54.00	-6.70	3	Vertical	123	1.01	-
5260MHz	Pass	AV	5.2582G	101.01	Inf	-Inf	3	Vertical	123	1.01	-
5260MHz	Pass	AV	5.3674G	46.04	54.00	-7.96	3	Vertical	123	1.01	-

Remark :

Page No. : E5 of E180

Level (dBuV/m) = Raw(Read Level) + AF(Antenna Factor) + CL(Cable Loss) - PA(Preamp Factor)



Mode	Result	Type	Freq (Hz)	Level (dBuV/m)	Limit (dBuV/m)	Margin (dB)	Dist (m)	Condition	Azimuth (°)	Height (m)	Comments
5260MHz	Pass	PK	5.1172G	58.54	74.00	-15.46	3	Vertical	123	1.01	-
5260MHz	Pass	PK	5.2552G	110.28	Inf	-Inf	3	Vertical	123	1.01	-
5260MHz	Pass	PK	5.3968G	57.70	74.00	-16.30	3	Vertical	123	1.01	-
5260MHz	Pass	AV	5.1166G	47.30	54.00	-6.70	3	Horizontal	205	2.50	-
5260MHz	Pass	AV	5.2582G	101.18	Inf	-Inf	3	Horizontal	205	2.50	-
5260MHz	Pass	AV	5.4034G	45.84	54.00	-8.16	3	Horizontal	205	2.50	-
5260MHz	Pass	PK	5.1166G	58.94	74.00	-15.06	3	Horizontal	205	2.50	-
5260MHz	Pass	PK	5.2576G	110.90	Inf	-Inf	3	Horizontal	205	2.50	-
5260MHz	Pass	PK	5.3548G	58.63	74.00	-15.37	3	Horizontal	205	2.50	-
5260MHz	Pass	PK	10.5071G	58.34	68.20	-9.86	3	Vertical	265	1.81	-
5260MHz	Pass	PK	10.5173G	58.35	68.20	-9.85	3	Horizontal	288	1.81	-
5300MHz	Pass	AV	5.302G	100.46	Inf	-Inf	3	Vertical	112	3.00	-
5300MHz	Pass	AV	5.3516G	45.98	54.00	-8.02	3	Vertical	112	3.00	-
5300MHz	Pass	PK	5.302G	110.16	Inf	-Inf	3	Vertical	112	3.00	-
5300MHz	Pass	PK	5.3524G	57.92	74.00	-16.08	3	Vertical	112	3.00	-
5300MHz	Pass	AV	5.298G	100.38	Inf	-Inf	3	Horizontal	204	2.46	-
5300MHz	Pass	AV	5.35G	46.47	54.00	-7.53	3	Horizontal	204	2.46	-
5300MHz	Pass	PK	5.3012G	110.56	Inf	-Inf	3	Horizontal	204	2.46	-
5300MHz	Pass	PK	5.364G	57.85	74.00	-16.15	3	Horizontal	204	2.46	-
5300MHz	Pass	PK	10.5961G	58.18	68.20	-10.02	3	Vertical	123	1.43	-
5300MHz	Pass	PK	10.60228G	57.84	74.00	-16.16	3	Horizontal	303	1.71	-
5320MHz	Pass	AV	5.3178G	101.00	Inf	-Inf	3	Vertical	100	1.00	-
5320MHz	Pass	AV	5.35G	49.61	54.00	-4.39	3	Vertical	100	1.00	-
5320MHz	Pass	PK	5.3182G	110.32	Inf	-Inf	3	Vertical	100	1.00	-
5320MHz	Pass	PK	5.3502G	62.60	74.00	-11.40	3	Vertical	100	1.00	-
5320MHz	Pass	AV	5.3176G	100.40	Inf	-Inf	3	Horizontal	204	3.00	-
5320MHz	Pass	AV	5.35G	49.12	54.00	-4.88	3	Horizontal	204	3.00	-
5320MHz	Pass	PK	5.3214G	110.64	Inf	-Inf	3	Horizontal	204	3.00	-
5320MHz	Pass	PK	5.3506G	62.47	74.00	-11.53	3	Horizontal	204	3.00	-
5320MHz	Pass	AV	10.65032G	45.77	54.00	-8.23	3	Vertical	20	1.52	-
5320MHz	Pass	PK	10.63448G	58.26	74.00	-15.74	3	Vertical	20	1.52	-
5320MHz	Pass	AV	10.63628G	46.09	54.00	-7.91	3	Horizontal	28	1.42	-
5320MHz	Pass	PK	10.6454G	57.67	74.00	-16.33	3	Horizontal	28	1.42	-
5500MHz	Pass	AV	5.452G	47.19	54.00	-6.81	3	Vertical	99	2.91	-
5500MHz	Pass	AV	5.5022G	101.39	Inf	-Inf	3	Vertical	99	2.91	-
5500MHz	Pass	PK	5.468G	59.70	68.20	-8.50	3	Vertical	99	2.91	-
5500MHz	Pass	PK	5.5032G	111.51	Inf	-Inf	3	Vertical	99	2.91	-
5500MHz	Pass	AV	5.4522G	47.21	54.00	-6.79	3	Horizontal	180	2.91	-
5500MHz	Pass	AV	5.5024G	100.37	Inf	-Inf	3	Horizontal	180	2.91	-
5500MHz	Pass	PK	5.4694G	60.91	68.20	-7.29	3	Horizontal	180	2.91	-
5500MHz	Pass	PK	5.5012G	110.68	Inf	-Inf	3	Horizontal	180	2.91	-
5500MHz	Pass	AV	11.00372G	46.94	54.00	-7.06	3	Vertical	223	1.88	-
5500MHz	Pass	PK	11.00192G	58.69	74.00	-15.31	3	Vertical	223	1.88	-
5500MHz	Pass	AV	11.01134G	46.98	54.00	-7.02	3	Horizontal	283	1.25	-
5500MHz	Pass	PK	10.99442G	59.32	74.00	-14.68	3	Horizontal	283	1.25	-
5580MHz	Pass	AV	5.4486G	46.34	54.00	-7.66	3	Vertical	108	3.00	-
5580MHz	Pass	AV	5.5824G	101.53	Inf	-Inf	3	Vertical	108	3.00	-
5580MHz	Pass	PK	5.4666G	57.51	68.20	-10.69	3	Vertical	108	3.00	-
5580MHz	Pass	PK	5.5812G	110.97	Inf	-Inf	3	Vertical	108	3.00	-

Remark :

Page No. : E6 of E180

Level (dBuV/m) = Raw(Read Level) + AF(Antenna Factor) + CL(Cable Loss) - PA(Preamp Factor)



Mode	Result	Type	Freq (Hz)	Level (dBuV/m)	Limit (dBuV/m)	Margin (dB)	Dist (m)	Condition	Azimuth (°)	Height (m)	Comments
5580MHz	Pass	PK	5.73G	58.00	68.20	-10.20	3	Vertical	108	3.00	-
5580MHz	Pass	AV	5.4534G	46.32	54.00	-7.68	3	Horizontal	47	2.59	-
5580MHz	Pass	AV	5.5776G	97.97	Inf	-Inf	3	Horizontal	47	2.59	-
5580MHz	Pass	PK	5.4696G	57.36	68.20	-10.84	3	Horizontal	47	2.59	-
5580MHz	Pass	PK	5.5752G	107.29	Inf	-Inf	3	Horizontal	47	2.59	-
5580MHz	Pass	PK	5.7258G	57.59	68.20	-10.61	3	Horizontal	47	2.59	-
5580MHz	Pass	AV	11.14578G	46.96	54.00	-7.04	3	Vertical	199	1.69	-
5580MHz	Pass	PK	11.15688G	58.85	74.00	-15.15	3	Vertical	199	1.69	-
5580MHz	Pass	AV	11.16576G	46.61	54.00	-7.39	3	Horizontal	233	1.64	-
5580MHz	Pass	PK	11.15634G	58.46	74.00	-15.54	3	Horizontal	233	1.64	-
5700MHz	Pass	AV	5.698G	101.85	Inf	-Inf	3	Vertical	102	1.00	-
5700MHz	Pass	PK	5.7004G	110.90	Inf	-Inf	3	Vertical	102	1.00	-
5700MHz	Pass	PK	5.7256G	64.75	68.20	-3.45	3	Vertical	102	1.00	-
5700MHz	Pass	AV	5.698G	98.06	Inf	-Inf	3	Horizontal	168	3.00	-
5700MHz	Pass	PK	5.6968G	107.80	Inf	-Inf	3	Horizontal	168	3.00	-
5700MHz	Pass	PK	5.7264G	62.81	68.20	-5.39	3	Horizontal	168	3.00	-
5700MHz	Pass	AV	11.40816G	46.28	54.00	-7.72	3	Vertical	23	1.75	-
5700MHz	Pass	PK	11.40432G	58.40	74.00	-15.60	3	Vertical	23	1.75	-
5700MHz	Pass	AV	11.41062G	45.95	54.00	-8.05	3	Horizontal	298	1.19	-
5700MHz	Pass	PK	11.40642G	58.30	74.00	-15.70	3	Horizontal	298	1.19	-
5720MHz Straddle 5.47-5.725GHz	Pass	AV	5.4536G	46.22	54.00	-7.78	3	Vertical	101	2.99	-
5720MHz Straddle 5.47-5.725GHz	Pass	AV	5.7224G	101.36	Inf	-Inf	3	Vertical	101	2.99	-
5720MHz Straddle 5.47-5.725GHz	Pass	PK	5.46G	56.94	68.20	-11.26	3	Vertical	101	2.99	-
5720MHz Straddle 5.47-5.725GHz	Pass	PK	5.7188G	110.60	Inf	-Inf	3	Vertical	101	2.99	-
5720MHz Straddle 5.47-5.725GHz	Pass	PK	5.984G	59.79	68.20	-8.41	3	Vertical	101	2.99	-
5720MHz Straddle 5.47-5.725GHz	Pass	AV	5.4428G	46.18	54.00	-7.82	3	Horizontal	163	2.97	-
5720MHz Straddle 5.47-5.725GHz	Pass	AV	5.7176G	97.60	Inf	-Inf	3	Horizontal	163	2.97	-
5720MHz Straddle 5.47-5.725GHz	Pass	PK	5.4608G	57.35	68.20	-10.85	3	Horizontal	163	2.97	-
5720MHz Straddle 5.47-5.725GHz	Pass	PK	5.7236G	106.36	Inf	-Inf	3	Horizontal	163	2.97	-
5720MHz Straddle 5.47-5.725GHz	Pass	PK	5.9012G	59.48	68.20	-8.72	3	Horizontal	163	2.97	-
5720MHz Straddle 5.47-5.725GHz	Pass	AV	11.4334G	46.24	54.00	-7.76	3	Vertical	78	2.42	-
5720MHz Straddle 5.47-5.725GHz	Pass	PK	11.43304G	58.01	74.00	-15.99	3	Vertical	78	2.42	-
5720MHz Straddle 5.47-5.725GHz	Pass	AV	11.44264G	46.26	54.00	-7.74	3	Horizontal	144	1.83	-
5720MHz Straddle 5.47-5.725GHz	Pass	PK	11.4454G	57.77	74.00	-16.23	3	Horizontal	144	1.83	-
5745MHz	Pass	AV	5.7426G	100.99	Inf	-Inf	3	Vertical	105	1.02	-
5745MHz	Pass	PK	5.5518G	58.69	68.20	-9.51	3	Vertical	105	1.02	-
5745MHz	Pass	PK	5.7402G	110.43	Inf	-Inf	3	Vertical	105	1.02	-
5745MHz	Pass	PK	5.9322G	60.08	68.20	-8.12	3	Vertical	105	1.02	-
5745MHz	Pass	AV	5.7426G	98.64	Inf	-Inf	3	Horizontal	170	3.00	-
5745MHz	Pass	PK	5.5698G	58.52	68.20	-9.68	3	Horizontal	170	3.00	-
5745MHz	Pass	PK	5.7402G	108.15	Inf	-Inf	3	Horizontal	170	3.00	-
5745MHz	Pass	PK	5.9442G	59.04	68.20	-9.16	3	Horizontal	170	3.00	-
5745MHz	Pass	AV	11.48136G	46.17	54.00	-7.83	3	Vertical	313	2.46	-
5745MHz	Pass	PK	11.49378G	58.32	74.00	-15.68	3	Vertical	313	2.46	-
5745MHz	Pass	AV	11.4795G	46.26	54.00	-7.74	3	Horizontal	162	2.45	-
5745MHz	Pass	PK	11.50164G	58.13	74.00	-15.87	3	Horizontal	162	2.45	-
5785MHz	Pass	AV	5.7826G	101.17	Inf	-Inf	3	Vertical	98	1.01	-
5785MHz	Pass	PK	5.5822G	58.51	68.20	-9.69	3	Vertical	98	1.01	-
5785MHz	Pass	PK	5.7826G	110.28	Inf	-Inf	3	Vertical	98	1.01	-

Remark :

Page No. : E7 of E180

Level (dBuV/m) = Raw(Read Level) + AF(Antenna Factor) + CL(Cable Loss) - PA(Preamp Factor)



Mode	Result	Type	Freq (Hz)	Level (dBuV/m)	Limit (dBuV/m)	Margin (dB)	Dist (m)	Condition	Azimuth (°)	Height (m)	Comments
5785MHz	Pass	PK	5.9578G	59.10	68.20	-9.10	3	Vertical	98	1.01	-
5785MHz	Pass	AV	5.7826G	98.50	Inf	-Inf	3	Horizontal	173	3.00	-
5785MHz	Pass	PK	5.5606G	58.95	68.20	-9.25	3	Horizontal	173	3.00	-
5785MHz	Pass	PK	5.7802G	108.40	Inf	-Inf	3	Horizontal	173	3.00	-
5785MHz	Pass	PK	5.9602G	59.33	68.20	-8.87	3	Horizontal	173	3.00	-
5785MHz	Pass	AV	11.56856G	46.38	54.00	-7.62	3	Vertical	331	1.44	-
5785MHz	Pass	PK	11.5727G	58.52	74.00	-15.48	3	Vertical	331	1.44	-
5785MHz	Pass	AV	11.56862G	46.65	54.00	-7.35	3	Horizontal	45	1.91	-
5785MHz	Pass	PK	11.55632G	58.23	74.00	-15.77	3	Horizontal	45	1.91	-
5825MHz	Pass	AV	5.8274G	100.14	Inf	-Inf	3	Vertical	81	1.00	-
5825MHz	Pass	PK	5.6126G	58.41	68.20	-9.79	3	Vertical	81	1.00	-
5825MHz	Pass	PK	5.8202G	109.00	Inf	-Inf	3	Vertical	81	1.00	-
5825MHz	Pass	PK	5.9666G	58.71	68.20	-9.49	3	Vertical	81	1.00	-
5825MHz	Pass	AV	5.8226G	98.81	Inf	-Inf	3	Horizontal	174	2.78	-
5825MHz	Pass	PK	5.5622G	58.70	68.20	-9.50	3	Horizontal	174	2.78	-
5825MHz	Pass	PK	5.8286G	108.52	Inf	-Inf	3	Horizontal	174	2.78	-
5825MHz	Pass	PK	5.9642G	58.76	68.20	-9.44	3	Horizontal	174	2.78	-
5825MHz	Pass	AV	11.6647G	46.38	54.00	-7.62	3	Vertical	162	2.11	-
5825MHz	Pass	PK	11.66452G	58.32	74.00	-15.68	3	Vertical	162	2.11	-
5825MHz	Pass	AV	11.65108G	46.08	54.00	-7.92	3	Horizontal	231	1.84	-
5825MHz	Pass	PK	11.64568G	58.49	74.00	-15.51	3	Horizontal	231	1.84	-
802.11ac VHT40_Nss1,(MCS0)_2TX	-	-	-	-	-	-	-	-	-	-	-
5190MHz	Pass	AV	5.1488G	50.59	54.00	-3.41	3	Vertical	104	1.00	-
5190MHz	Pass	AV	5.1976G	95.77	Inf	-Inf	3	Vertical	104	1.00	-
5190MHz	Pass	PK	5.1492G	67.58	74.00	-6.42	3	Vertical	104	1.00	-
5190MHz	Pass	PK	5.1956G	105.13	Inf	-Inf	3	Vertical	104	1.00	-
5190MHz	Pass	AV	5.1468G	48.81	54.00	-5.19	3	Horizontal	175	2.96	-
5190MHz	Pass	AV	5.1864G	93.66	Inf	-Inf	3	Horizontal	175	2.96	-
5190MHz	Pass	PK	5.1464G	64.98	74.00	-9.02	3	Horizontal	175	2.96	-
5190MHz	Pass	PK	5.198G	104.38	Inf	-Inf	3	Horizontal	175	2.96	-
5190MHz	Pass	PK	10.38798G	57.75	68.20	-10.45	3	Vertical	235	2.49	-
5190MHz	Pass	PK	10.37958G	57.59	68.20	-10.61	3	Horizontal	257	1.53	-
5230MHz	Pass	AV	5.1488G	48.22	54.00	-5.78	3	Vertical	99	1.00	-
5230MHz	Pass	AV	5.2264G	99.30	Inf	-Inf	3	Vertical	99	1.00	-
5230MHz	Pass	PK	5.1452G	64.58	74.00	-9.42	3	Vertical	99	1.00	-
5230MHz	Pass	PK	5.2256G	108.78	Inf	-Inf	3	Vertical	99	1.00	-
5230MHz	Pass	AV	5.14G	47.67	54.00	-6.33	3	Horizontal	172	3.00	-
5230MHz	Pass	AV	5.2232G	97.69	Inf	-Inf	3	Horizontal	172	3.00	-
5230MHz	Pass	PK	5.1484G	63.07	74.00	-10.93	3	Horizontal	172	3.00	-
5230MHz	Pass	PK	5.2324G	108.61	Inf	-Inf	3	Horizontal	172	3.00	-
5230MHz	Pass	PK	10.46096G	58.26	68.20	-9.94	3	Vertical	110	1.14	-
5230MHz	Pass	PK	10.44836G	58.33	68.20	-9.87	3	Horizontal	126	2.38	-
5270MHz	Pass	AV	5.2668G	98.09	Inf	-Inf	3	Vertical	86	1.00	-
5270MHz	Pass	AV	5.35G	46.20	54.00	-7.80	3	Vertical	86	1.00	-
5270MHz	Pass	PK	5.2736G	107.69	Inf	-Inf	3	Vertical	86	1.00	-
5270MHz	Pass	PK	5.354G	63.50	74.00	-10.50	3	Vertical	86	1.00	-
5270MHz	Pass	AV	5.2716G	98.11	Inf	-Inf	3	Horizontal	192	2.50	-
5270MHz	Pass	AV	5.3504G	46.32	54.00	-7.68	3	Horizontal	192	2.50	-
5270MHz	Pass	PK	5.2644G	108.49	Inf	-Inf	3	Horizontal	192	2.50	-

Remark :

Page No. : E8 of E180

Level (dBuV/m) = Raw(Read Level) + AF(Antenna Factor) + CL(Cable Loss) - PA(Preamp Factor)



Mode	Result	Type	Freq (Hz)	Level (dBuV/m)	Limit (dBuV/m)	Margin (dB)	Dist (m)	Condition	Azimuth (°)	Height (m)	Comments
5270MHz	Pass	PK	5.3572G	61.83	74.00	-12.17	3	Horizontal	192	2.50	-
5270MHz	Pass	PK	10.5262G	58.42	68.20	-9.78	3	Vertical	124	2.22	-
5270MHz	Pass	PK	10.55152G	57.75	68.20	-10.45	3	Horizontal	67	1.01	-
5310MHz	Pass	AV	5.318G	94.51	Inf	-Inf	3	Vertical	103	1.00	-
5310MHz	Pass	AV	5.35G	48.29	54.00	-5.71	3	Vertical	103	1.00	-
5310MHz	Pass	PK	5.3136G	105.70	Inf	-Inf	3	Vertical	103	1.00	-
5310MHz	Pass	PK	5.3508G	67.83	74.00	-6.17	3	Vertical	103	1.00	-
5310MHz	Pass	AV	5.302G	93.95	Inf	-Inf	3	Horizontal	192	2.59	-
5310MHz	Pass	AV	5.3504G	47.65	54.00	-6.35	3	Horizontal	192	2.59	-
5310MHz	Pass	PK	5.3216G	104.96	Inf	-Inf	3	Horizontal	192	2.59	-
5310MHz	Pass	PK	5.3504G	66.94	74.00	-7.06	3	Horizontal	192	2.59	-
5310MHz	Pass	AV	10.61442G	46.30	54.00	-7.70	3	Vertical	199	1.15	-
5310MHz	Pass	PK	10.61598G	58.91	74.00	-15.09	3	Vertical	199	1.15	-
5310MHz	Pass	AV	10.60614G	45.95	54.00	-8.05	3	Horizontal	181	2.06	-
5310MHz	Pass	PK	10.62192G	58.55	74.00	-15.45	3	Horizontal	181	2.06	-
5510MHz	Pass	AV	5.46G	47.60	54.00	-6.40	3	Vertical	103	1.00	-
5510MHz	Pass	AV	5.5064G	94.00	Inf	-Inf	3	Vertical	103	1.00	-
5510MHz	Pass	PK	5.468G	64.63	68.20	-3.57	3	Vertical	103	1.00	-
5510MHz	Pass	PK	5.5116G	103.72	Inf	-Inf	3	Vertical	103	1.00	-
5510MHz	Pass	AV	5.4596G	47.16	54.00	-6.84	3	Horizontal	178	2.94	-
5510MHz	Pass	AV	5.5136G	92.13	Inf	-Inf	3	Horizontal	178	2.94	-
5510MHz	Pass	PK	5.4636G	63.24	68.20	-4.96	3	Horizontal	178	2.94	-
5510MHz	Pass	PK	5.5136G	102.07	Inf	-Inf	3	Horizontal	178	2.94	-
5510MHz	Pass	AV	11.0293G	47.04	54.00	-6.96	3	Vertical	218	1.01	-
5510MHz	Pass	PK	11.02084G	59.45	74.00	-14.55	3	Vertical	218	1.01	-
5510MHz	Pass	AV	11.02888G	47.32	54.00	-6.68	3	Horizontal	183	1.07	-
5510MHz	Pass	PK	11.03434G	59.53	74.00	-14.47	3	Horizontal	183	1.07	-
5550MHz	Pass	AV	5.4532G	46.69	54.00	-7.31	3	Vertical	98	1.00	-
5550MHz	Pass	AV	5.5576G	99.27	Inf	-Inf	3	Vertical	98	1.00	-
5550MHz	Pass	PK	5.4696G	63.73	68.20	-4.47	3	Vertical	98	1.00	-
5550MHz	Pass	PK	5.552G	109.08	Inf	-Inf	3	Vertical	98	1.00	-
5550MHz	Pass	AV	5.4544G	46.56	54.00	-7.44	3	Horizontal	164	1.00	-
5550MHz	Pass	AV	5.5424G	96.33	Inf	-Inf	3	Horizontal	164	1.00	-
5550MHz	Pass	PK	5.4656G	61.27	68.20	-6.93	3	Horizontal	164	1.00	-
5550MHz	Pass	PK	5.5536G	105.79	Inf	-Inf	3	Horizontal	164	1.00	-
5550MHz	Pass	AV	11.0889G	46.95	54.00	-7.05	3	Vertical	235	1.27	-
5550MHz	Pass	PK	11.11062G	59.91	74.00	-14.09	3	Vertical	235	1.27	-
5550MHz	Pass	AV	11.10114G	46.95	54.00	-7.05	3	Horizontal	132	2.29	-
5550MHz	Pass	PK	11.10174G	59.45	74.00	-14.55	3	Horizontal	132	2.29	-
5670MHz	Pass	AV	5.6622G	98.24	Inf	-Inf	3	Vertical	98	2.93	-
5670MHz	Pass	PK	5.6604G	108.26	Inf	-Inf	3	Vertical	98	2.93	-
5670MHz	Pass	PK	5.727G	65.13	68.20	-3.07	3	Vertical	98	2.93	-
5670MHz	Pass	AV	5.6736G	94.76	Inf	-Inf	3	Horizontal	160	3.00	-
5670MHz	Pass	PK	5.6802G	105.26	Inf	-Inf	3	Horizontal	160	3.00	-
5670MHz	Pass	PK	5.7324G	60.89	68.20	-7.31	3	Horizontal	160	3.00	-
5670MHz	Pass	AV	11.34306G	45.85	54.00	-8.15	3	Vertical	72	1.05	-
5670MHz	Pass	PK	11.3328G	57.66	74.00	-16.34	3	Vertical	72	1.05	-
5670MHz	Pass	AV	11.3289G	45.98	54.00	-8.02	3	Horizontal	259	1.65	-
5670MHz	Pass	PK	11.35044G	58.53	74.00	-15.47	3	Horizontal	259	1.65	-

Remark :

Page No. : E9 of E180

Level (dBuV/m) = Raw(Read Level) + AF(Antenna Factor) + CL(Cable Loss) - PA(Preamp Factor)



Mode	Result	Type	Freq (Hz)	Level (dBuV/m)	Limit (dBuV/m)	Margin (dB)	Dist (m)	Condition	Azimuth (°)	Height (m)	Comments
5710MHz Straddle 5.47-5.725GHz	Pass	AV	5.446G	46.31	54.00	-7.69	3	Vertical	110	3.00	-
5710MHz Straddle 5.47-5.725GHz	Pass	AV	5.7028G	98.75	Inf	-Inf	3	Vertical	110	3.00	-
5710MHz Straddle 5.47-5.725GHz	Pass	PK	5.4628G	57.02	68.20	-11.18	3	Vertical	110	3.00	-
5710MHz Straddle 5.47-5.725GHz	Pass	PK	5.6992G	108.31	Inf	-Inf	3	Vertical	110	3.00	-
5710MHz Straddle 5.47-5.725GHz	Pass	PK	5.9884G	59.57	68.20	-8.63	3	Vertical	110	3.00	-
5710MHz Straddle 5.47-5.725GHz	Pass	AV	5.4556G	46.24	54.00	-7.76	3	Horizontal	169	3.00	-
5710MHz Straddle 5.47-5.725GHz	Pass	AV	5.7064G	96.11	Inf	-Inf	3	Horizontal	169	3.00	-
5710MHz Straddle 5.47-5.725GHz	Pass	PK	5.464G	57.69	68.20	-10.51	3	Horizontal	169	3.00	-
5710MHz Straddle 5.47-5.725GHz	Pass	PK	5.7064G	105.90	Inf	-Inf	3	Horizontal	169	3.00	-
5710MHz Straddle 5.47-5.725GHz	Pass	PK	5.8588G	59.75	68.20	-8.45	3	Horizontal	169	3.00	-
5710MHz Straddle 5.47-5.725GHz	Pass	AV	11.43266G	46.38	54.00	-7.62	3	Vertical	16	1.49	-
5710MHz Straddle 5.47-5.725GHz	Pass	PK	11.42396G	58.18	74.00	-15.82	3	Vertical	16	1.49	-
5710MHz Straddle 5.47-5.725GHz	Pass	AV	11.42996G	46.21	54.00	-7.79	3	Horizontal	47	1.19	-
5710MHz Straddle 5.47-5.725GHz	Pass	PK	11.42456G	58.24	74.00	-15.76	3	Horizontal	47	1.19	-
5755MHz	Pass	AV	5.7466G	99.13	Inf	-Inf	3	Vertical	58	1.00	-
5755MHz	Pass	PK	5.6482G	59.70	68.20	-8.50	3	Vertical	58	1.00	-
5755MHz	Pass	PK	5.7478G	108.80	Inf	-Inf	3	Vertical	58	1.00	-
5755MHz	Pass	PK	5.9458G	59.42	68.20	-8.78	3	Vertical	58	1.00	-
5755MHz	Pass	AV	5.7514G	96.11	Inf	-Inf	3	Horizontal	172	3.00	-
5755MHz	Pass	PK	5.635G	59.17	68.20	-9.03	3	Horizontal	172	3.00	-
5755MHz	Pass	PK	5.749G	106.59	Inf	-Inf	3	Horizontal	172	3.00	-
5755MHz	Pass	PK	5.9554G	59.34	68.20	-8.86	3	Horizontal	172	3.00	-
5755MHz	Pass	AV	11.50076G	46.80	54.00	-7.20	3	Vertical	229	1.22	-
5755MHz	Pass	PK	11.5217G	58.57	74.00	-15.43	3	Vertical	229	1.22	-
5755MHz	Pass	AV	11.50832G	46.45	54.00	-7.55	3	Horizontal	172	1.28	-
5755MHz	Pass	PK	11.5241G	58.21	74.00	-15.79	3	Horizontal	172	1.28	-
5795MHz	Pass	AV	5.7914G	98.67	Inf	-Inf	3	Vertical	81	1.00	-
5795MHz	Pass	PK	5.6282G	58.62	68.20	-9.58	3	Vertical	81	1.00	-
5795MHz	Pass	PK	5.801G	108.03	Inf	-Inf	3	Vertical	81	1.00	-
5795MHz	Pass	PK	5.9282G	59.73	68.20	-8.47	3	Vertical	81	1.00	-
5795MHz	Pass	AV	5.7914G	96.34	Inf	-Inf	3	Horizontal	172	2.97	-
5795MHz	Pass	PK	5.627G	59.25	68.20	-8.95	3	Horizontal	172	2.97	-
5795MHz	Pass	PK	5.7998G	106.07	Inf	-Inf	3	Horizontal	172	2.97	-
5795MHz	Pass	PK	5.9474G	60.35	68.20	-7.85	3	Horizontal	172	2.97	-
5795MHz	Pass	AV	11.578G	46.55	54.00	-7.45	3	Vertical	268	2.21	-
5795MHz	Pass	PK	11.5762G	58.86	74.00	-15.14	3	Vertical	268	2.21	-
5795MHz	Pass	AV	11.58208G	46.44	54.00	-7.56	3	Horizontal	99	1.26	-
5795MHz	Pass	PK	11.57758G	58.35	74.00	-15.65	3	Horizontal	99	1.26	-
802.11ac VHT80_Nss1,(MCS0)_2TX	-	-	-	-	-	-	-	-	-	-	-
5210MHz	Pass	AV	5.137G	50.63	54.00	-3.37	3	Vertical	117	1.00	-
5210MHz	Pass	AV	5.198G	89.78	Inf	-Inf	3	Vertical	117	1.00	-
5210MHz	Pass	AV	5.444G	47.91	54.00	-6.09	3	Vertical	117	1.00	-
5210MHz	Pass	PK	5.123G	60.39	74.00	-13.61	3	Vertical	117	1.00	-
5210MHz	Pass	PK	5.196G	99.55	Inf	-Inf	3	Vertical	117	1.00	-
5210MHz	Pass	PK	5.449G	58.65	74.00	-15.35	3	Vertical	117	1.00	-
5210MHz	Pass	AV	5.101G	50.00	54.00	-4.00	3	Horizontal	178	2.91	-
5210MHz	Pass	AV	5.198G	88.34	Inf	-Inf	3	Horizontal	178	2.91	-
5210MHz	Pass	AV	5.421G	48.50	54.00	-5.50	3	Horizontal	178	2.91	-
5210MHz	Pass	PK	5.144G	60.68	74.00	-13.32	3	Horizontal	178	2.91	-

Remark :

Page No. : E10 of E180

Level (dBuV/m) = Raw(Read Level) + AF(Antenna Factor) + CL(Cable Loss) - PA(Preamp Factor)



Mode	Result	Type	Freq (Hz)	Level (dBuV/m)	Limit (dBuV/m)	Margin (dB)	Dist (m)	Condition	Azimuth (°)	Height (m)	Comments
5210MHz	Pass	PK	5.223G	97.84	Inf	-Inf	3	Horizontal	178	2.91	-
5210MHz	Pass	PK	5.459G	58.90	74.00	-15.10	3	Horizontal	178	2.91	-
5210MHz	Pass	PK	10.42534G	58.31	68.20	-9.89	3	Vertical	330	1.20	-
5210MHz	Pass	PK	10.42078G	57.57	68.20	-10.63	3	Horizontal	71	1.97	-
5290MHz	Pass	AV	5.149G	49.74	54.00	-4.26	3	Vertical	100	1.00	-
5290MHz	Pass	AV	5.287G	93.21	Inf	-Inf	3	Vertical	100	1.00	-
5290MHz	Pass	AV	5.383G	49.77	54.00	-4.23	3	Vertical	100	1.00	-
5290MHz	Pass	PK	5.093G	59.43	74.00	-14.57	3	Vertical	100	1.00	-
5290MHz	Pass	PK	5.276G	102.63	Inf	-Inf	3	Vertical	100	1.00	-
5290MHz	Pass	PK	5.506G	58.42	68.20	-9.78	3	Vertical	100	1.00	-
5290MHz	Pass	AV	5.1496G	49.45	54.00	-4.55	3	Horizontal	189	2.51	-
5290MHz	Pass	AV	5.2684G	92.03	Inf	-Inf	3	Horizontal	189	2.51	-
5290MHz	Pass	AV	5.3596G	49.26	54.00	-4.74	3	Horizontal	189	2.51	-
5290MHz	Pass	PK	5.1448G	59.86	74.00	-14.14	3	Horizontal	189	2.51	-
5290MHz	Pass	PK	5.2732G	101.54	Inf	-Inf	3	Horizontal	189	2.51	-
5290MHz	Pass	PK	5.4676G	58.45	68.20	-9.75	3	Horizontal	189	2.51	-
5290MHz	Pass	PK	10.58204G	58.99	68.20	-9.21	3	Vertical	94	1.64	-
5290MHz	Pass	PK	10.58822G	57.65	68.20	-10.55	3	Horizontal	77	2.07	-
5530MHz	Pass	AV	5.458G	50.22	54.00	-3.78	3	Vertical	111	2.74	-
5530MHz	Pass	AV	5.532G	92.89	Inf	-Inf	3	Vertical	111	2.74	-
5530MHz	Pass	PK	5.465G	60.05	68.20	-8.15	3	Vertical	111	2.74	-
5530MHz	Pass	PK	5.542G	101.86	Inf	-Inf	3	Vertical	111	2.74	-
5530MHz	Pass	PK	5.763G	59.02	68.20	-9.18	3	Vertical	111	2.74	-
5530MHz	Pass	AV	5.458G	50.92	54.00	-3.08	3	Horizontal	180	2.90	-
5530MHz	Pass	AV	5.521G	92.00	Inf	-Inf	3	Horizontal	180	2.90	-
5530MHz	Pass	PK	5.463G	60.85	68.20	-7.35	3	Horizontal	180	2.90	-
5530MHz	Pass	PK	5.541G	101.79	Inf	-Inf	3	Horizontal	180	2.90	-
5530MHz	Pass	PK	5.774G	58.55	68.20	-9.65	3	Horizontal	180	2.90	-
5530MHz	Pass	AV	11.04548G	48.77	54.00	-5.23	3	Vertical	264	1.31	-
5530MHz	Pass	PK	11.07062G	59.21	74.00	-14.79	3	Vertical	264	1.31	-
5530MHz	Pass	AV	11.0684G	48.07	54.00	-5.93	3	Horizontal	236	1.43	-
5530MHz	Pass	PK	11.06522G	59.17	74.00	-14.83	3	Horizontal	236	1.43	-
5610MHz	Pass	AV	5.46G	48.64	54.00	-5.36	3	Vertical	98	1.00	-
5610MHz	Pass	AV	5.593G	96.53	Inf	-Inf	3	Vertical	98	1.00	-
5610MHz	Pass	PK	5.462G	58.19	68.20	-10.01	3	Vertical	98	1.00	-
5610MHz	Pass	PK	5.594G	106.45	Inf	-Inf	3	Vertical	98	1.00	-
5610MHz	Pass	PK	5.734G	60.56	68.20	-7.64	3	Vertical	98	1.00	-
5610MHz	Pass	AV	5.459G	48.45	54.00	-5.55	3	Horizontal	182	2.97	-
5610MHz	Pass	AV	5.59G	94.66	Inf	-Inf	3	Horizontal	182	2.97	-
5610MHz	Pass	PK	5.464G	58.14	68.20	-10.06	3	Horizontal	182	2.97	-
5610MHz	Pass	PK	5.585G	103.37	Inf	-Inf	3	Horizontal	182	2.97	-
5610MHz	Pass	PK	5.755G	58.98	68.20	-9.22	3	Horizontal	182	2.97	-
5610MHz	Pass	AV	11.22006G	47.83	54.00	-6.17	3	Vertical	206	1.81	-
5610MHz	Pass	PK	11.20626G	58.29	74.00	-15.71	3	Vertical	206	1.81	-
5610MHz	Pass	AV	11.22018G	47.67	54.00	-6.33	3	Horizontal	118	1.09	-
5610MHz	Pass	PK	11.22402G	59.40	74.00	-14.60	3	Horizontal	118	1.09	-
5690MHz Straddle 5.47-5.725GHz	Pass	AV	5.4332G	48.12	54.00	-5.88	3	Vertical	92	1.00	-
5690MHz Straddle 5.47-5.725GHz	Pass	AV	5.684G	95.87	Inf	-Inf	3	Vertical	92	1.00	-
5690MHz Straddle 5.47-5.725GHz	Pass	PK	5.468G	57.26	68.20	-10.94	3	Vertical	92	1.00	-

Remark :

Page No. : E11 of E180

Level (dBuV/m) = Raw(Read Level) + AF(Antenna Factor) + CL(Cable Loss) - PA(Preamp Factor)



Mode	Result	Type	Freq (Hz)	Level (dBuV/m)	Limit (dBuV/m)	Margin (dB)	Dist (m)	Condition	Azimuth (°)	Height (m)	Comments
5690MHz Straddle 5.47-5.725GHz	Pass	PK	5.6732G	106.15	Inf	-Inf	3	Vertical	92	1.00	-
5690MHz Straddle 5.47-5.725GHz	Pass	PK	5.9492G	59.28	68.20	-8.92	3	Vertical	92	1.00	-
5690MHz Straddle 5.47-5.725GHz	Pass	AV	5.4548G	47.81	54.00	-6.19	3	Horizontal	163	3.00	-
5690MHz Straddle 5.47-5.725GHz	Pass	AV	5.6768G	93.25	Inf	-Inf	3	Horizontal	163	3.00	-
5690MHz Straddle 5.47-5.725GHz	Pass	PK	5.468G	57.48	68.20	-10.72	3	Horizontal	163	3.00	-
5690MHz Straddle 5.47-5.725GHz	Pass	PK	5.6744G	103.97	Inf	-Inf	3	Horizontal	163	3.00	-
5690MHz Straddle 5.47-5.725GHz	Pass	PK	5.9444G	59.39	68.20	-8.81	3	Horizontal	163	3.00	-
5690MHz Straddle 5.47-5.725GHz	Pass	AV	11.38948G	47.34	54.00	-6.66	3	Vertical	175	2.25	-
5690MHz Straddle 5.47-5.725GHz	Pass	PK	11.36674G	58.05	74.00	-15.95	3	Vertical	175	2.25	-
5690MHz Straddle 5.47-5.725GHz	Pass	AV	11.38588G	47.45	54.00	-6.55	3	Horizontal	96	1.36	-
5690MHz Straddle 5.47-5.725GHz	Pass	PK	11.38426G	58.24	74.00	-15.76	3	Horizontal	96	1.36	-
5775MHz	Pass	AV	5.763G	95.68	Inf	-Inf	3	Vertical	83	1.07	-
5775MHz	Pass	PK	5.6502G	60.38	68.35	-7.97	3	Vertical	83	1.07	-
5775MHz	Pass	PK	5.7582G	105.81	Inf	-Inf	3	Vertical	83	1.07	-
5775MHz	Pass	PK	5.931G	59.83	68.20	-8.37	3	Vertical	83	1.07	-
5775MHz	Pass	AV	5.7714G	94.42	Inf	-Inf	3	Horizontal	174	2.70	-
5775MHz	Pass	PK	5.643G	59.85	68.20	-8.35	3	Horizontal	174	2.70	-
5775MHz	Pass	PK	5.7582G	104.26	Inf	-Inf	3	Horizontal	174	2.70	-
5775MHz	Pass	PK	5.9298G	59.94	68.20	-8.26	3	Horizontal	174	2.70	-
5775MHz	Pass	AV	11.54322G	48.13	54.00	-5.87	3	Vertical	328	3.00	-
5775MHz	Pass	PK	11.54208G	58.71	74.00	-15.29	3	Vertical	328	3.00	-
5775MHz	Pass	AV	11.54934G	47.83	54.00	-6.17	3	Horizontal	333	2.98	-
5775MHz	Pass	PK	11.55G	58.13	74.00	-15.87	3	Horizontal	333	2.78	-

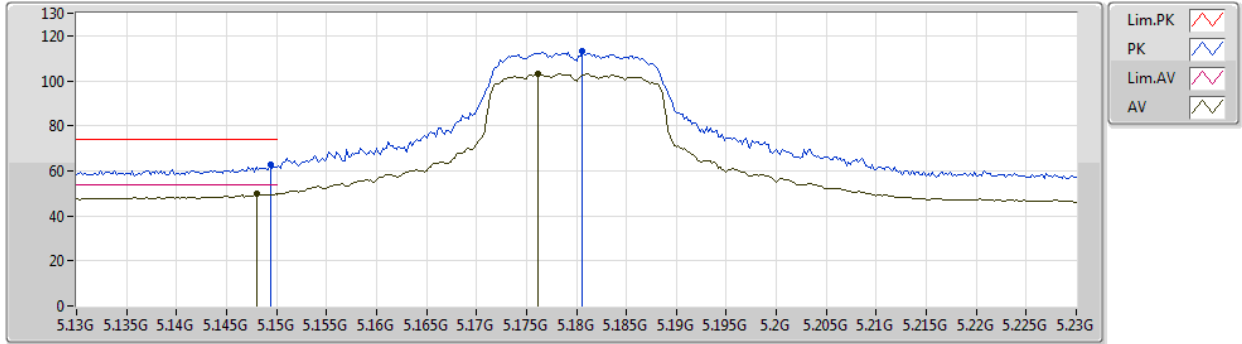
Remark :

Level (dBuV/m) = Raw(Read Level) + AF(Antenna Factor) + CL(Cable Loss) - PA(Preamp Factor)

802.11a_Nss1,(6Mbps)_2TX

23/08/2019

5180MHz_TX

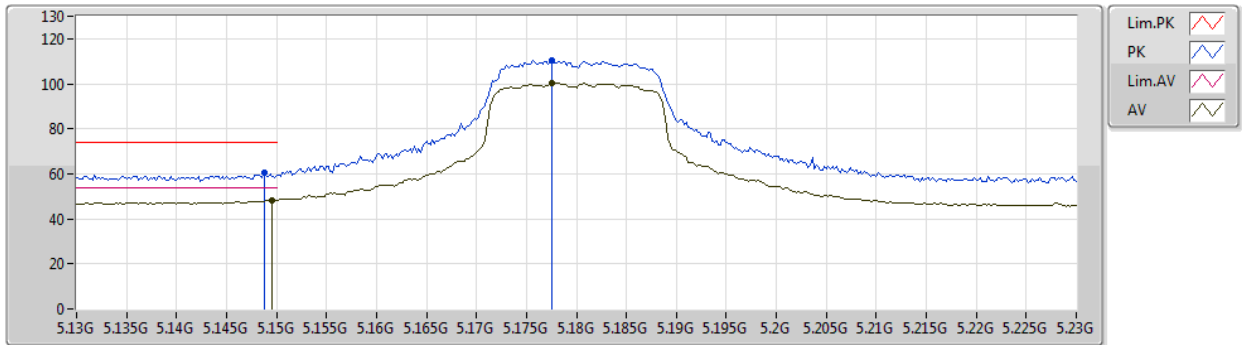


Type	Freq (Hz)	Level (dBuV/m)	Limit (dBuV/m)	Margin (dB)	Factor (dB)	Dist (m)	Condition	Azimuth (°)	Height (m)	Comment	Raw (dBuV)	AF (dB)	CL (dB)	PA (dB)
AV	5.148G	49.70	54.00	-4.30	6.60	3	Vertical	103	1.01	-	43.10	31.81	9.06	34.27
AV	5.1762G	103.16	Inf	-Inf	6.48	3	Vertical	103	1.01	-	96.68	31.70	9.06	34.28
PK	5.1494G	62.52	74.00	-11.48	6.59	3	Vertical	103	1.01	-	55.93	31.80	9.06	34.27
PK	5.1806G	113.00	Inf	-Inf	6.46	3	Vertical	103	1.01	-	106.54	31.68	9.06	34.28

802.11a_Nss1,(6Mbps)_2TX

23/08/2019

5180MHz_TX



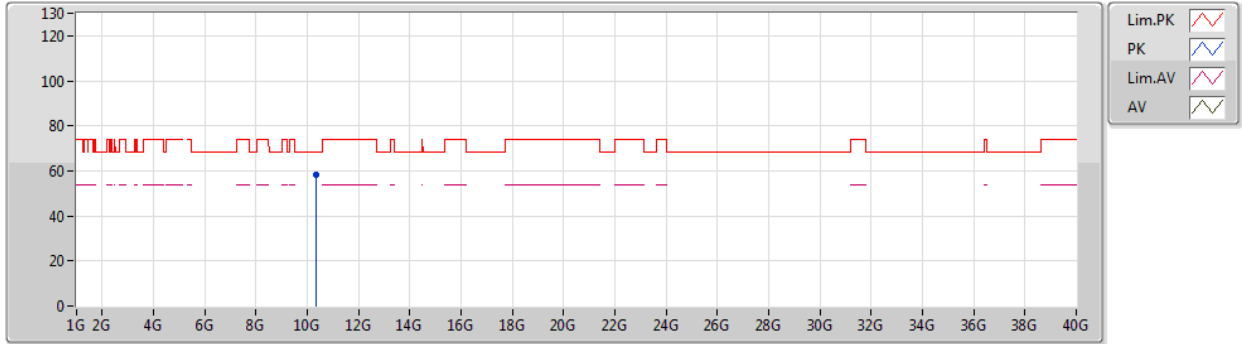
Type	Freq (Hz)	Level (dBuV/m)	Limit (dBuV/m)	Margin (dB)	Factor (dB)	Dist (m)	Condition	Azimuth (°)	Height (m)	Comment	Raw (dBuV)	AF (dB)	CL (dB)	PA (dB)
AV	5.1496G	48.40	54.00	-5.60	6.59	3	Horizontal	175	2.83	-	41.81	31.80	9.06	34.27
AV	5.1776G	100.13	Inf	-Inf	6.47	3	Horizontal	175	2.83	-	93.66	31.69	9.06	34.28
PK	5.1488G	60.72	74.00	-13.28	6.59	3	Horizontal	175	2.83	-	54.13	31.80	9.06	34.27
PK	5.1776G	110.63	Inf	-Inf	6.47	3	Horizontal	175	2.83	-	104.16	31.69	9.06	34.28



802.11a_Nss1,(6Mbps)_2TX

23/08/2019

5180MHz_TX

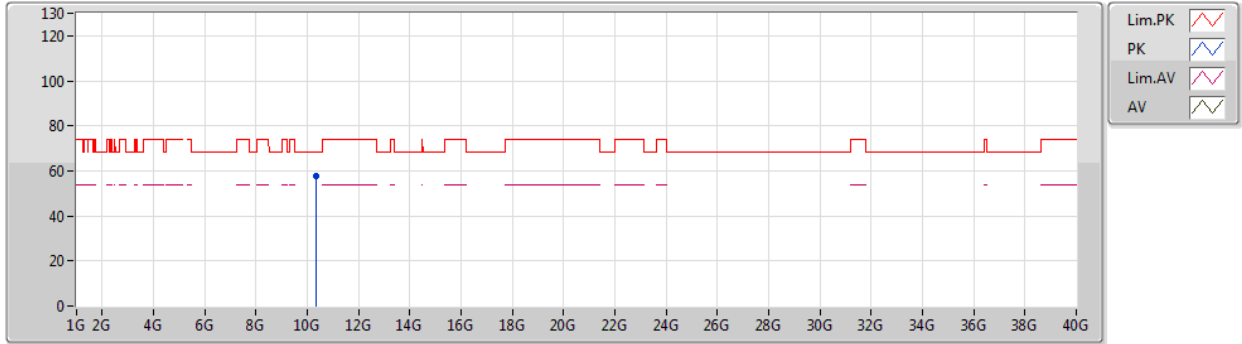


Type	Freq (Hz)	Level (dBuV/m)	Limit (dBuV/m)	Margin (dB)	Factor (dB)	Dist (m)	Condition	Azimuth (°)	Height (m)	Comment	Raw (dBuV)	AF (dB)	CL (dB)	PA (dB)
PK	10.36044G	58.39	68.20	-9.81	16.68	3	Vertical	103	1.71	-	41.71	39.37	11.94	34.63

802.11a_Nss1,(6Mbps)_2TX

23/08/2019

5180MHz_TX

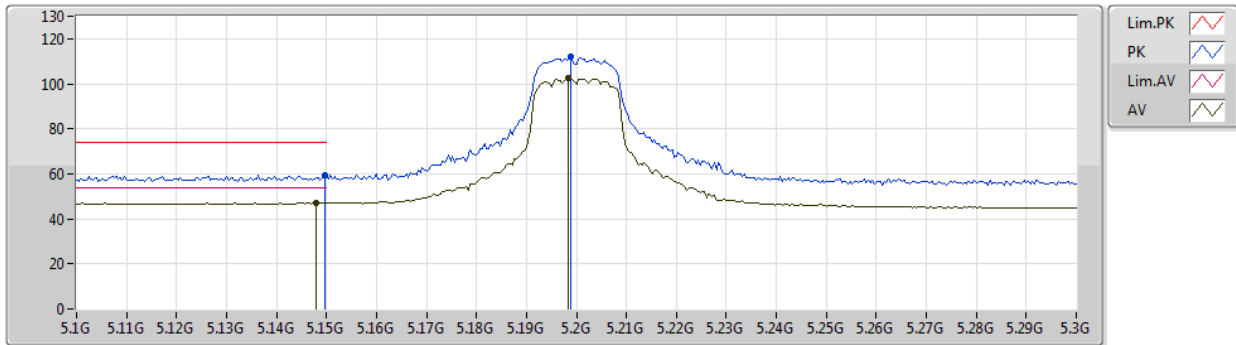


Type	Freq (Hz)	Level (dBuV/m)	Limit (dBuV/m)	Margin (dB)	Factor (dB)	Dist (m)	Condition	Azimuth (°)	Height (m)	Comment	Raw (dBuV)	AF (dB)	CL (dB)	PA (dB)
PK	10.35478G	57.52	68.20	-10.68	16.66	3	Vertical	110	1.82	-	40.86	39.36	11.94	34.64

802.11a_Nss1,(6Mbps)_2TX

23/08/2019

5200MHz_TX

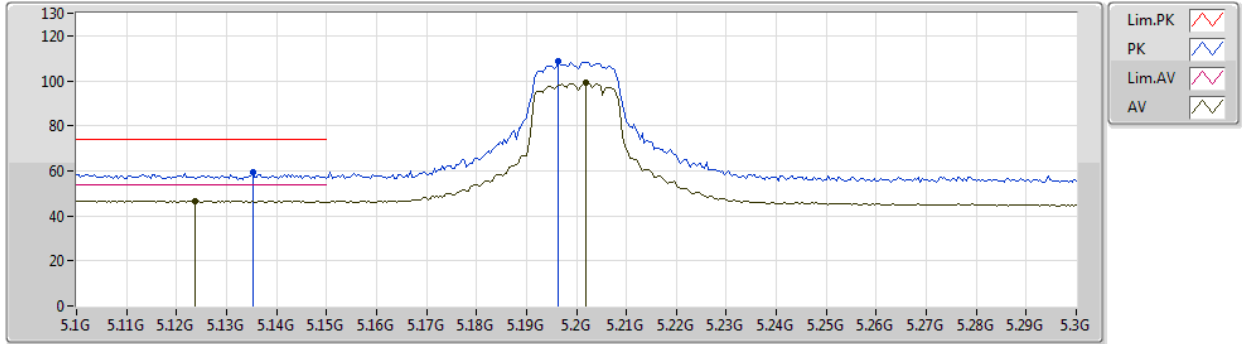


Type	Freq (Hz)	Level (dBuV/m)	Limit (dBuV/m)	Margin (dB)	Factor (dB)	Dist (m)	Condition	Azimuth (°)	Height (m)	Comment	Raw (dBuV)	AF (dB)	CL (dB)	PA (dB)
AV	5.148G	47.16	54.00	-6.84	6.60	3	Vertical	102	1.00	-	40.56	31.81	9.06	34.27
AV	5.1984G	102.64	Inf	-Inf	6.39	3	Vertical	102	1.00	-	96.25	31.61	9.06	34.28
PK	5.1496G	59.19	74.00	-14.81	6.59	3	Vertical	102	1.00	-	52.60	31.80	9.06	34.27
PK	5.1988G	111.81	Inf	-Inf	6.38	3	Vertical	102	1.00	-	105.43	31.60	9.06	34.28

802.11a_Nss1,(6Mbps)_2TX

23/08/2019

5200MHz_TX



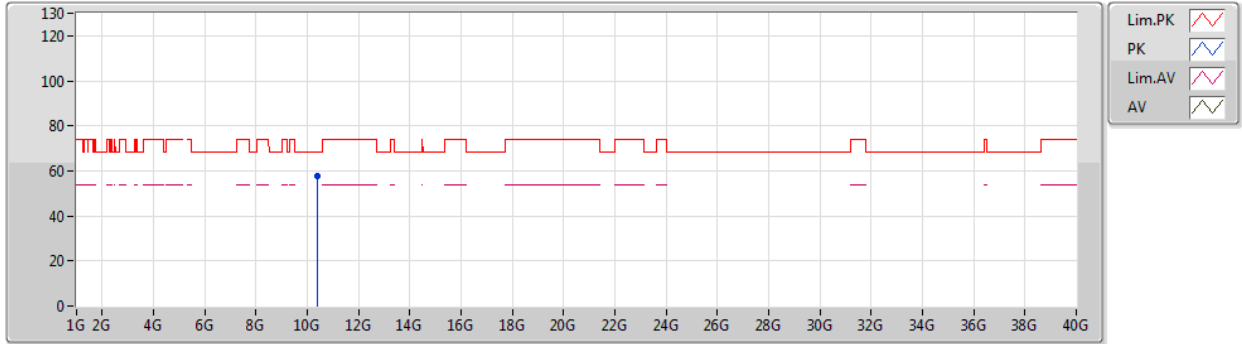
Type	Freq (Hz)	Level (dBuV/m)	Limit (dBuV/m)	Margin (dB)	Factor (dB)	Dist (m)	Condition	Azimuth (°)	Height (m)	Comment	Raw (dBuV)	AF (dB)	CL (dB)	PA (dB)
AV	5.1236G	46.65	54.00	-7.35	6.70	3	Horizontal	52	1.00	-	39.95	31.91	9.06	34.27
AV	5.202G	98.91	Inf	-Inf	6.37	3	Horizontal	52	1.00	-	92.54	31.59	9.06	34.28
PK	5.1352G	59.13	74.00	-14.87	6.65	3	Horizontal	52	1.00	-	52.48	31.86	9.06	34.27
PK	5.1964G	108.76	Inf	-Inf	6.39	3	Horizontal	52	1.00	-	102.37	31.61	9.06	34.28



802.11a_Nss1,(6Mbps)_2TX

23/08/2019

5200MHz_TX



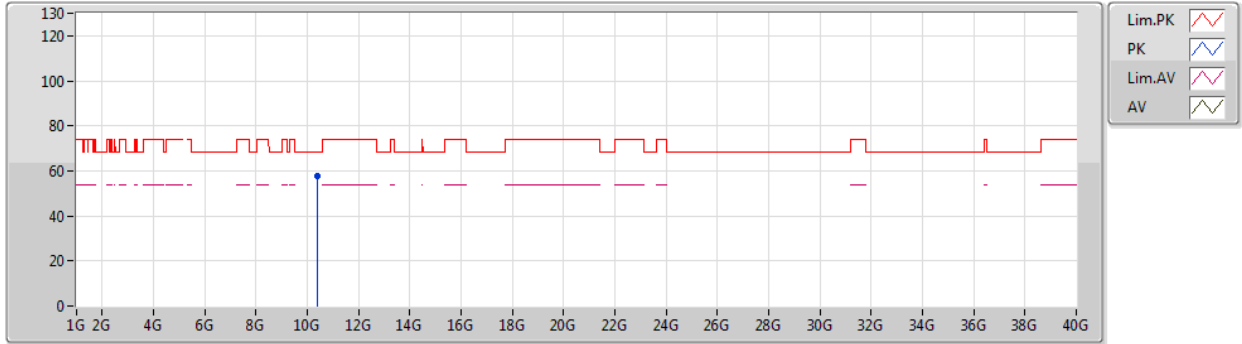
Type	Freq (Hz)	Level (dBuV/m)	Limit (dBuV/m)	Margin (dB)	Factor (dB)	Dist (m)	Condition	Azimuth (°)	Height (m)	Comment	Raw (dBuV)	AF (dB)	CL (dB)	PA (dB)
PK	10.40384G	57.61	68.20	-10.59	16.79	3	Vertical	148	1.44	-	40.82	39.42	11.97	34.60



802.11a_Nss1,(6Mbps)_2TX

23/08/2019

5200MHz_TX

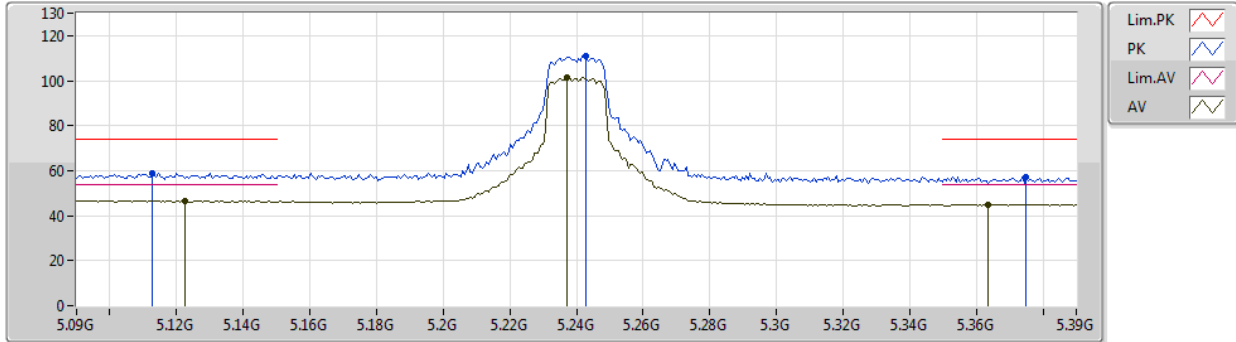


Type	Freq (Hz)	Level (dBuV/m)	Limit (dBuV/m)	Margin (dB)	Factor (dB)	Dist (m)	Condition	Azimuth (°)	Height (m)	Comment	Raw (dBuV)	AF (dB)	CL (dB)	PA (dB)
PK	10.3907G	57.77	68.20	-10.43	16.76	3	Horizontal	253	1.19	-	41.01	39.41	11.96	34.61

802.11a_Nss1,(6Mbps)_2TX

23/08/2019

5240MHz_TX

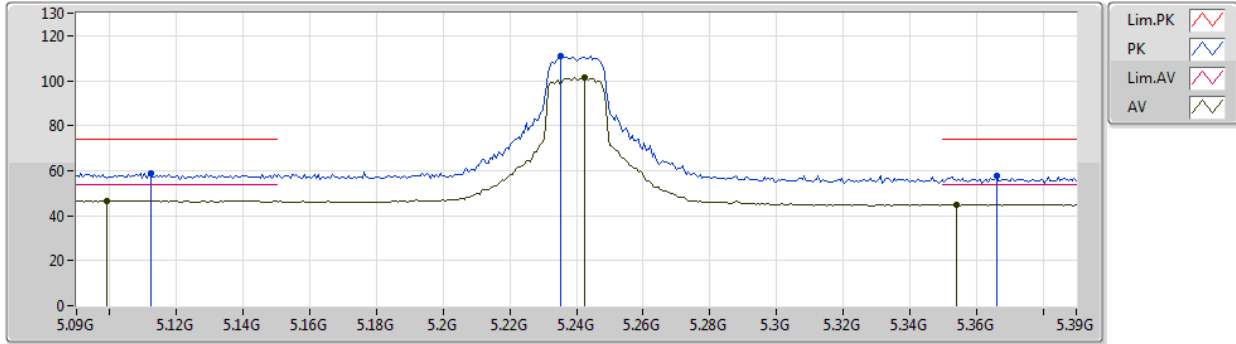


Type	Freq (Hz)	Level (dBuV/m)	Limit (dBuV/m)	Margin (dB)	Factor (dB)	Dist (m)	Condition	Azimuth (°)	Height (m)	Comment	Raw (dBuV)	AF (dB)	CL (dB)	PA (dB)
AV	5.1224G	46.75	54.00	-7.25	6.70	3	Vertical	99	3.00	-	40.05	31.91	9.06	34.27
AV	5.237G	101.34	Inf	-Inf	6.24	3	Vertical	99	3.00	-	95.10	31.45	9.08	34.29
AV	5.3636G	44.94	54.00	-9.06	6.23	3	Vertical	99	3.00	-	38.71	31.39	9.15	34.31
PK	5.1128G	59.06	74.00	-14.94	6.74	3	Vertical	99	3.00	-	52.32	31.95	9.06	34.27
PK	5.243G	110.97	Inf	-Inf	6.22	3	Vertical	99	3.00	-	104.75	31.43	9.08	34.29
PK	5.375G	57.18	74.00	-16.82	6.27	3	Vertical	99	3.00	-	50.91	31.43	9.15	34.31

802.11a_Nss1,(6Mbps)_2TX

23/08/2019

5240MHz_TX

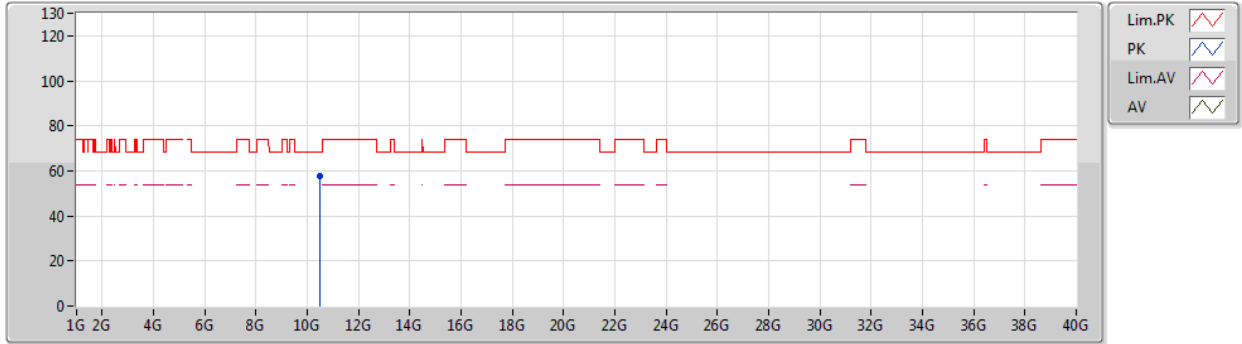


Type	Freq (Hz)	Level (dBuV/m)	Limit (dBuV/m)	Margin (dB)	Factor (dB)	Dist (m)	Condition	Azimuth (°)	Height (m)	Comment	Raw (dBuV)	AF (dB)	CL (dB)	PA (dB)
AV	5.099G	46.72	54.00	-7.28	6.79	3	Horizontal	182	2.91	-	39.93	32.00	9.06	34.27
AV	5.2424G	101.23	Inf	-Inf	6.22	3	Horizontal	182	2.91	-	95.01	31.43	9.08	34.29
AV	5.354G	44.99	54.00	-9.01	6.19	3	Horizontal	182	2.91	-	38.80	31.36	9.14	34.31
PK	5.1122G	58.84	74.00	-15.16	6.74	3	Horizontal	182	2.91	-	52.10	31.95	9.06	34.27
PK	5.2352G	111.06	Inf	-Inf	6.25	3	Horizontal	182	2.91	-	104.81	31.46	9.08	34.29
PK	5.366G	57.45	74.00	-16.55	6.24	3	Horizontal	182	2.91	-	51.21	31.40	9.15	34.31

802.11a_Nss1,(6Mbps)_2TX

23/08/2019

5240MHz_TX



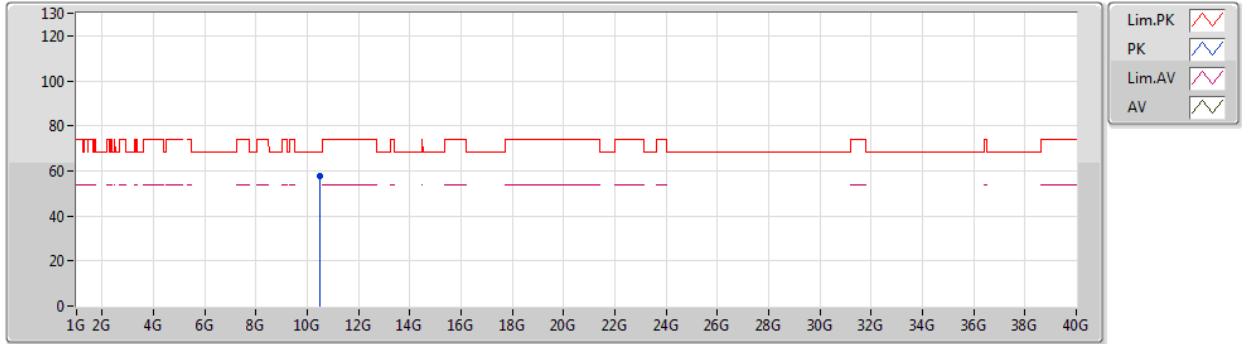
Type	Freq (Hz)	Level (dBuV/m)	Limit (dBuV/m)	Margin (dB)	Factor (dB)	Dist (m)	Condition	Azimuth (°)	Height (m)	Comment	Raw (dBuV)	AF (dB)	CL (dB)	PA (dB)
PK	10.4809G	57.93	68.20	-10.27	16.99	3	Vertical	196	1.56	-	40.94	39.53	12.01	34.55



802.11a_Nss1,(6Mbps)_2TX

23/08/2019

5240MHz_TX

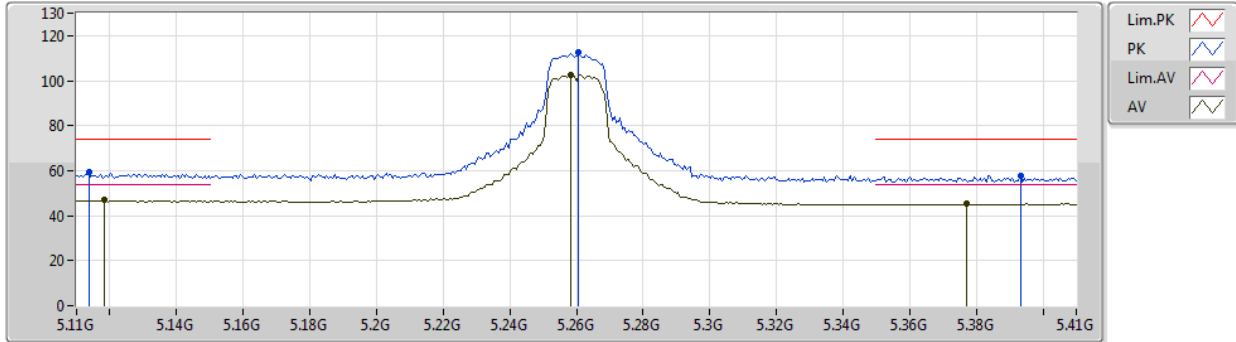


Type	Freq (Hz)	Level (dBuV/m)	Limit (dBuV/m)	Margin (dB)	Factor (dB)	Dist (m)	Condition	Azimuth (°)	Height (m)	Comment	Raw (dBuV)	AF (dB)	CL (dB)	PA (dB)
PK	10.4911G	57.70	68.20	-10.50	17.01	3	Horizontal	348	2.02	-	40.69	39.54	12.02	34.55

802.11a_Nss1,(6Mbps)_2TX

23/08/2019

5260MHz_TX

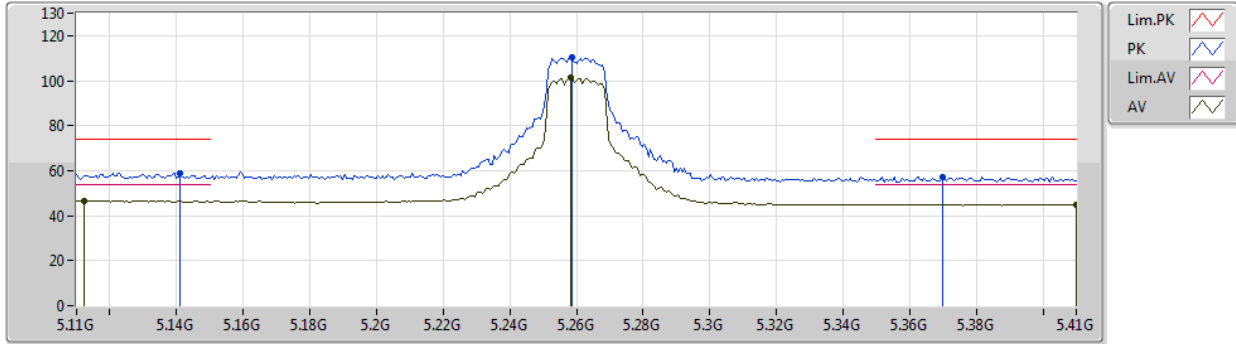


Type	Freq (Hz)	Level (dBuV/m)	Limit (dBuV/m)	Margin (dB)	Factor (dB)	Dist (m)	Condition	Azimuth (°)	Height (m)	Comment	Raw (dBuV)	AF (dB)	CL (dB)	PA (dB)
AV	5.1184G	46.80	54.00	-7.20	6.72	3	Vertical	94	1.01	-	40.08	31.93	9.06	34.27
AV	5.2582G	102.40	Inf	-Inf	6.17	3	Vertical	94	1.01	-	96.23	31.37	9.09	34.29
AV	5.377G	45.25	54.00	-8.75	6.27	3	Vertical	94	1.01	-	38.98	31.43	9.15	34.31
PK	5.1136G	59.33	74.00	-14.67	6.74	3	Vertical	94	1.01	-	52.59	31.95	9.06	34.27
PK	5.2606G	112.46	Inf	-Inf	6.16	3	Vertical	94	1.01	-	106.30	31.36	9.09	34.29
PK	5.3932G	57.73	74.00	-16.27	6.33	3	Vertical	94	1.01	-	51.40	31.48	9.16	34.31

802.11a_Nss1,(6Mbps)_2TX

23/08/2019

5260MHz_TX

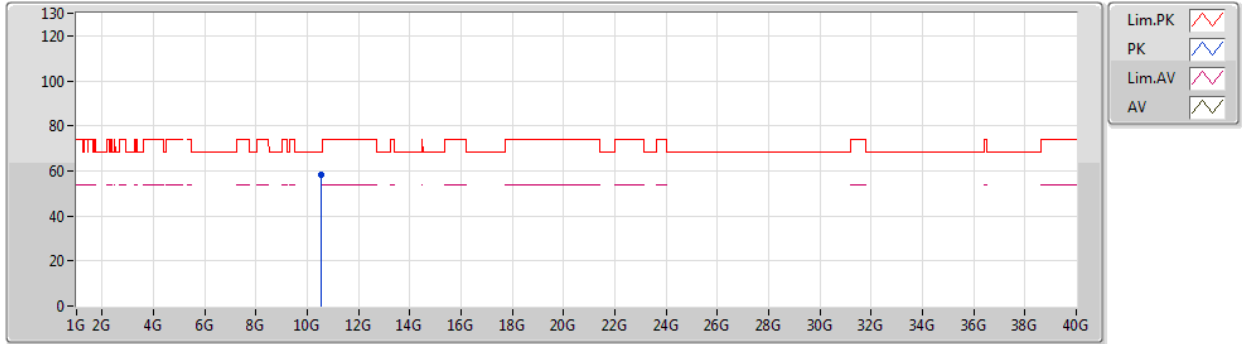


Type	Freq (Hz)	Level (dBuV/m)	Limit (dBuV/m)	Margin (dB)	Factor (dB)	Dist (m)	Condition	Azimuth (°)	Height (m)	Comment	Raw (dBuV)	AF (dB)	CL (dB)	PA (dB)
AV	5.1124G	46.73	54.00	-7.27	6.74	3	Horizontal	199	2.48	-	39.99	31.95	9.06	34.27
AV	5.2582G	101.16	Inf	-Inf	6.17	3	Horizontal	199	2.48	-	94.99	31.37	9.09	34.29
AV	5.41G	45.09	54.00	-8.91	6.41	3	Horizontal	199	2.48	-	38.68	31.53	9.17	34.29
PK	5.1412G	58.81	74.00	-15.19	6.63	3	Horizontal	199	2.48	-	52.18	31.84	9.06	34.27
PK	5.2588G	110.14	Inf	-Inf	6.16	3	Horizontal	199	2.48	-	103.98	31.36	9.09	34.29
PK	5.3698G	57.30	74.00	-16.70	6.25	3	Horizontal	199	2.48	-	51.05	31.41	9.15	34.31

802.11a_Nss1,(6Mbps)_2TX

23/08/2019

5260MHz_TX



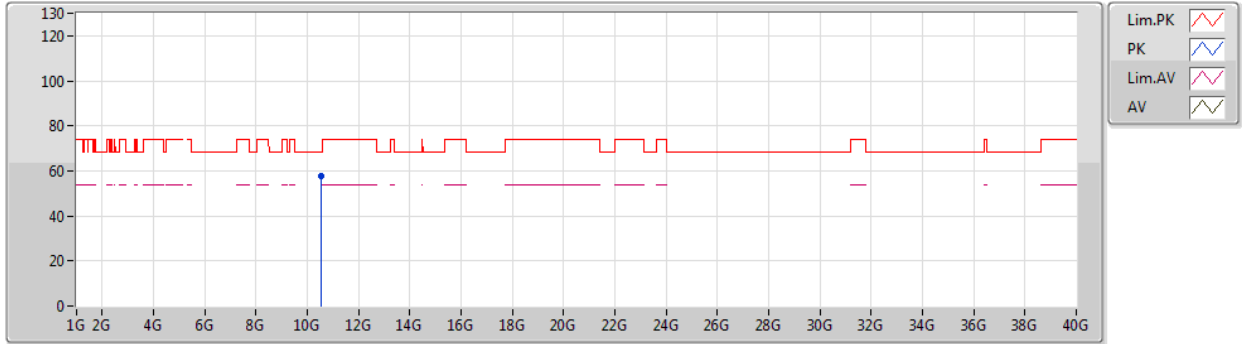
Type	Freq (Hz)	Level (dBuV/m)	Limit (dBuV/m)	Margin (dB)	Factor (dB)	Dist (m)	Condition	Azimuth (°)	Height (m)	Comment	Raw (dBuV)	AF (dB)	CL (dB)	PA (dB)
PK	10.52408G	58.28	68.20	-9.92	17.10	3	Vertical	339	2.47	-	41.18	39.58	12.04	34.52



802.11a_Nss1,(6Mbps)_2TX

23/08/2019

5260MHz_TX

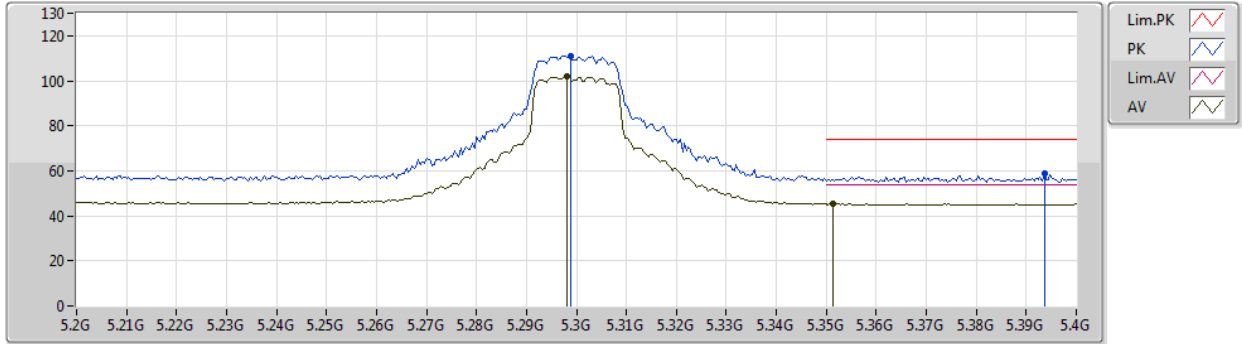


Type	Freq (Hz)	Level (dBuV/m)	Limit (dBuV/m)	Margin (dB)	Factor (dB)	Dist (m)	Condition	Azimuth (°)	Height (m)	Comment	Raw (dBuV)	AF (dB)	CL (dB)	PA (dB)
PK	10.53128G	57.99	68.20	-10.21	17.11	3	Horizontal	267	1.10	-	40.88	39.59	12.04	34.52

802.11a_Nss1,(6Mbps)_2TX

23/08/2019

5300MHz_TX

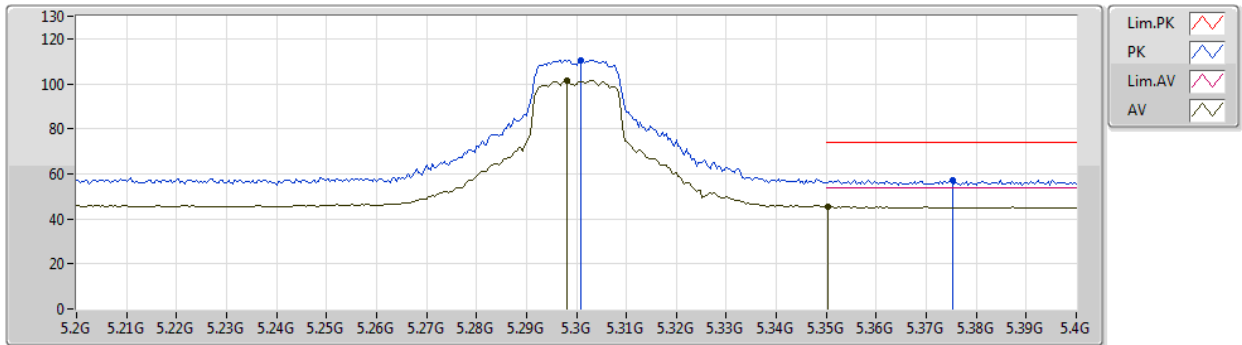


Type	Freq (Hz)	Level (dBuV/m)	Limit (dBuV/m)	Margin (dB)	Factor (dB)	Dist (m)	Condition	Azimuth (°)	Height (m)	Comment	Raw (dBuV)	AF (dB)	CL (dB)	PA (dB)
AV	5.298G	102.08	Inf	-Inf	6.02	3	Vertical	93	2.54	-	96.06	31.21	9.11	34.30
AV	5.3512G	45.36	54.00	-8.64	6.18	3	Vertical	93	2.54	-	39.18	31.35	9.14	34.31
PK	5.2988G	111.09	Inf	-Inf	6.01	3	Vertical	93	2.54	-	105.08	31.20	9.11	34.30
PK	5.3936G	58.83	74.00	-15.17	6.33	3	Vertical	93	2.54	-	52.50	31.48	9.16	34.31

802.11a_Nss1,(6Mbps)_2TX

23/08/2019

5300MHz_TX



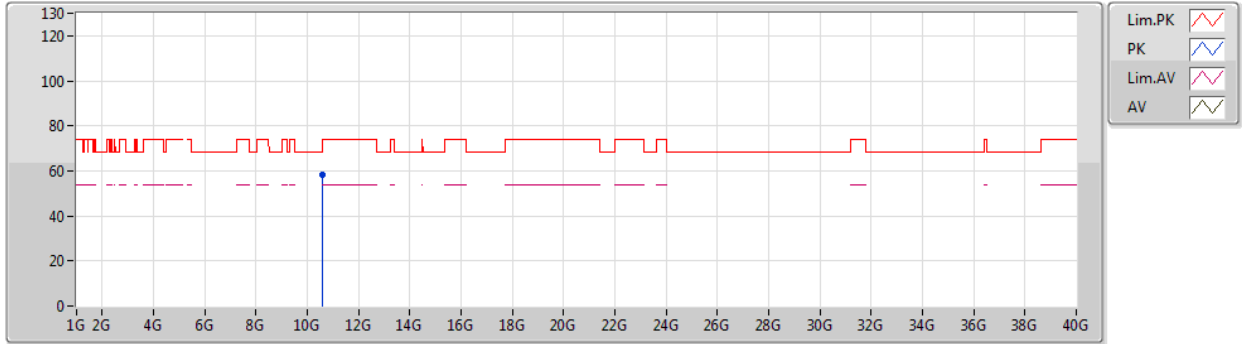
Type	Freq (Hz)	Level (dBuV/m)	Limit (dBuV/m)	Margin (dB)	Factor (dB)	Dist (m)	Condition	Azimuth (°)	Height (m)	Comment	Raw (dBuV)	AF (dB)	CL (dB)	PA (dB)
AV	5.298G	101.25	Inf	-Inf	6.02	3	Horizontal	175	2.96	-	95.23	31.21	9.11	34.30
AV	5.3504G	45.42	54.00	-8.58	6.18	3	Horizontal	175	2.96	-	39.24	31.35	9.14	34.31
PK	5.3008G	110.63	Inf	-Inf	6.01	3	Horizontal	175	2.96	-	104.62	31.20	9.11	34.30
PK	5.3752G	57.26	74.00	-16.74	6.27	3	Horizontal	175	2.96	-	50.99	31.43	9.15	34.31



802.11a_Nss1,(6Mbps)_2TX

23/08/2019

5300MHz_TX



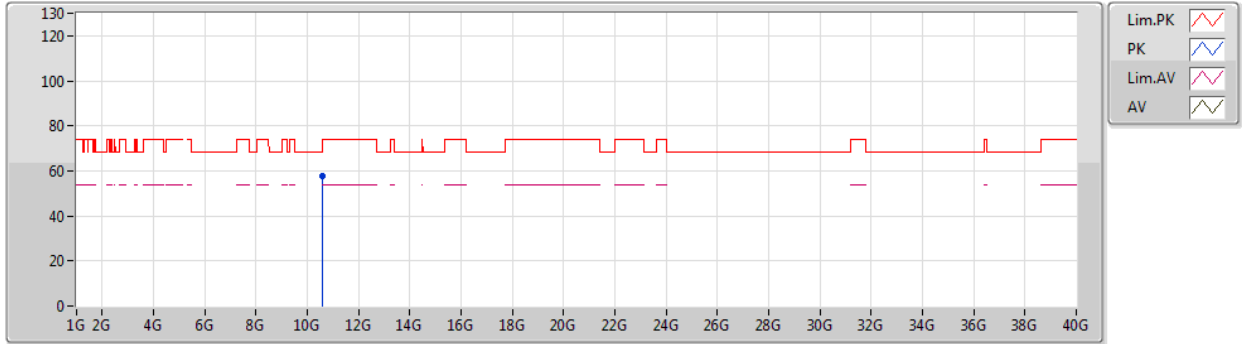
Type	Freq (Hz)	Level (dBuV/m)	Limit (dBuV/m)	Margin (dB)	Factor (dB)	Dist (m)	Condition	Azimuth (°)	Height (m)	Comment	Raw (dBuV)	AF (dB)	CL (dB)	PA (dB)
PK	10.60816G	58.01	74.00	-15.99	17.31	3	Vertical	184	1.47	-	40.70	39.69	12.09	34.47



802.11a_Nss1,(6Mbps)_2TX

23/08/2019

5300MHz_TX

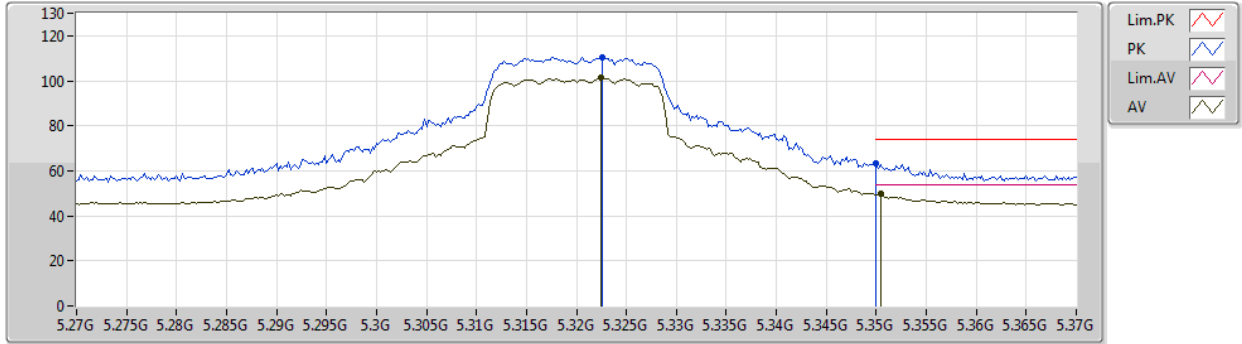


Type	Freq (Hz)	Level (dBuV/m)	Limit (dBuV/m)	Margin (dB)	Factor (dB)	Dist (m)	Condition	Azimuth (°)	Height (m)	Comment	Raw (dBuV)	AF (dB)	CL (dB)	PA (dB)
PK	10.59766G	57.77	68.20	-10.43	17.28	3	Horizontal	76	2.05	-	40.49	39.68	12.08	34.48

802.11a_Nss1,(6Mbps)_2TX

23/08/2019

5320MHz_TX

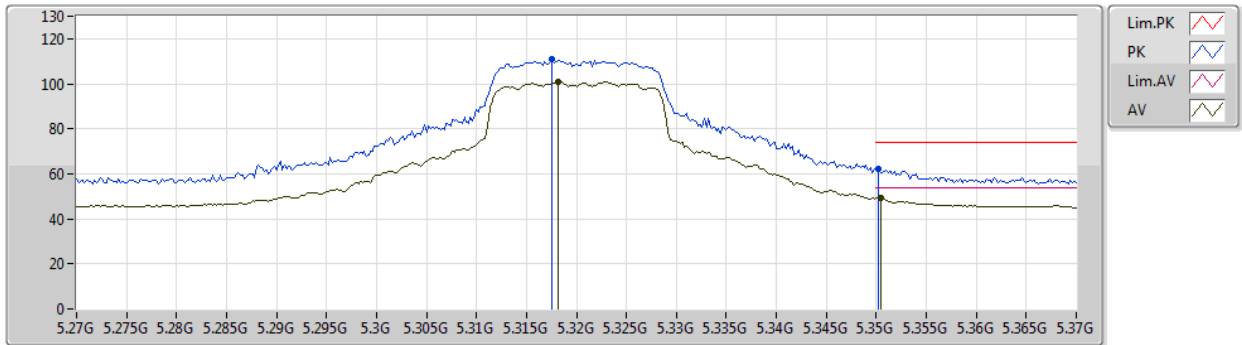


Type	Freq (Hz)	Level (dBuV/m)	Limit (dBuV/m)	Margin (dB)	Factor (dB)	Dist (m)	Condition	Azimuth (°)	Height (m)	Comment	Raw (dBuV)	AF (dB)	CL (dB)	PA (dB)
AV	5.3224G	101.18	Inf	-Inf	6.09	3	Vertical	81	2.77	-	95.09	31.27	9.12	34.30
AV	5.3504G	49.72	54.00	-4.28	6.18	3	Vertical	81	2.77	-	43.54	31.35	9.14	34.31
PK	5.3226G	110.39	Inf	-Inf	6.09	3	Vertical	81	2.77	-	104.30	31.27	9.12	34.30
PK	5.35G	63.07	74.00	-10.93	6.18	3	Vertical	81	2.77	-	56.89	31.35	9.14	34.31

802.11a_Nss1,(6Mbps)_2TX

23/08/2019

5320MHz_TX



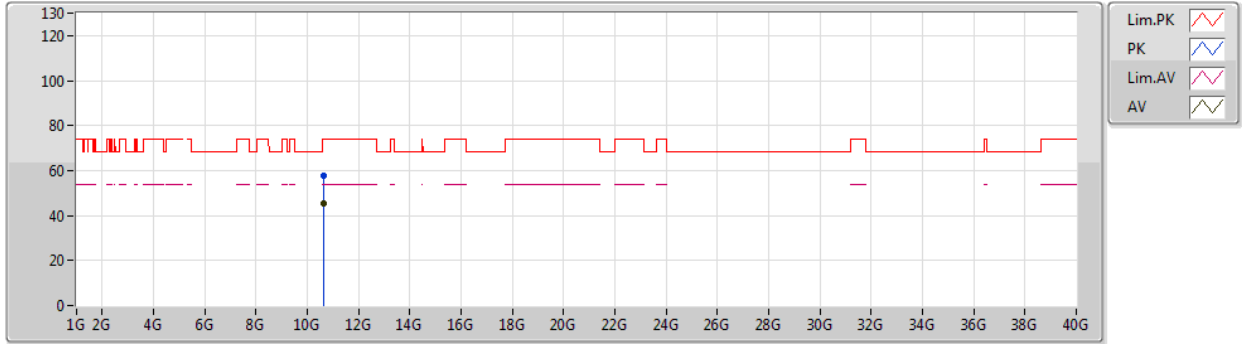
Type	Freq (Hz)	Level (dBuV/m)	Limit (dBuV/m)	Margin (dB)	Factor (dB)	Dist (m)	Condition	Azimuth (°)	Height (m)	Comment	Raw (dBuV)	AF (dB)	CL (dB)	PA (dB)
AV	5.3182G	100.73	Inf	-Inf	6.07	3	Horizontal	172	3.00	-	94.66	31.25	9.12	34.30
AV	5.3504G	49.15	54.00	-4.85	6.18	3	Horizontal	172	3.00	-	42.97	31.35	9.14	34.31
PK	5.3176G	110.95	Inf	-Inf	6.07	3	Horizontal	172	3.00	-	104.88	31.25	9.12	34.30
PK	5.3502G	62.43	74.00	-11.57	6.18	3	Horizontal	172	3.00	-	56.25	31.35	9.14	34.31



802.11a_Nss1,(6Mbps)_2TX

23/08/2019

5320MHz_TX

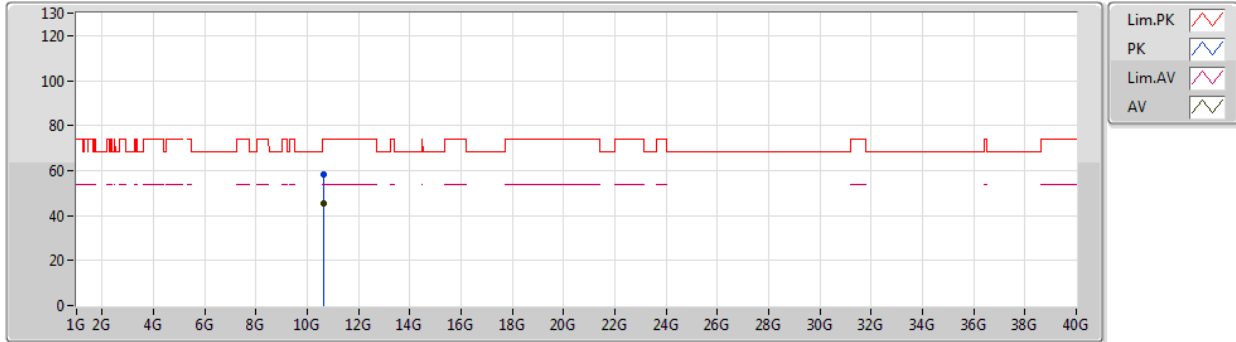


Type	Freq (Hz)	Level (dBuV/m)	Limit (dBuV/m)	Margin (dB)	Factor (dB)	Dist (m)	Condition	Azimuth (°)	Height (m)	Comment	Raw (dBuV)	AF (dB)	CL (dB)	PA (dB)
AV	10.62728G	45.26	54.00	-8.74	17.36	3	Vertical	106	1.64	-	27.90	39.72	12.10	34.46
PK	10.63514G	57.78	74.00	-16.22	17.38	3	Vertical	106	1.64	-	40.40	39.73	12.10	34.45

802.11a_Nss1,(6Mbps)_2TX

23/08/2019

5320MHz_TX

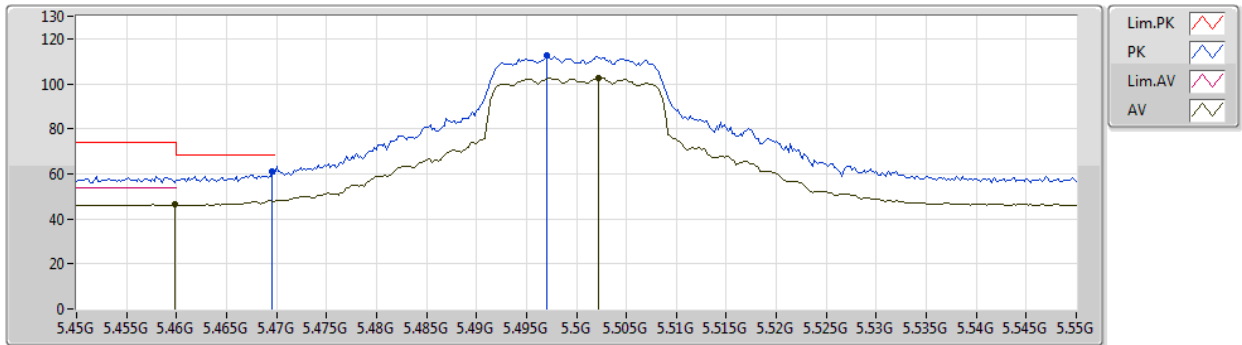


Type	Freq (Hz)	Level (dBuV/m)	Limit (dBuV/m)	Margin (dB)	Factor (dB)	Dist (m)	Condition	Azimuth (°)	Height (m)	Comment	Raw (dBuV)	AF (dB)	CL (dB)	PA (dB)
AV	10.62704G	45.12	54.00	-8.88	17.36	3	Horizontal	49	1.36	-	27.76	39.72	12.10	34.46
PK	10.63304G	58.39	74.00	-15.61	17.37	3	Horizontal	49	1.36	-	41.02	39.72	12.10	34.45

802.11a_Nss1,(6Mbps)_2TX

23/08/2019

5500MHz_TX

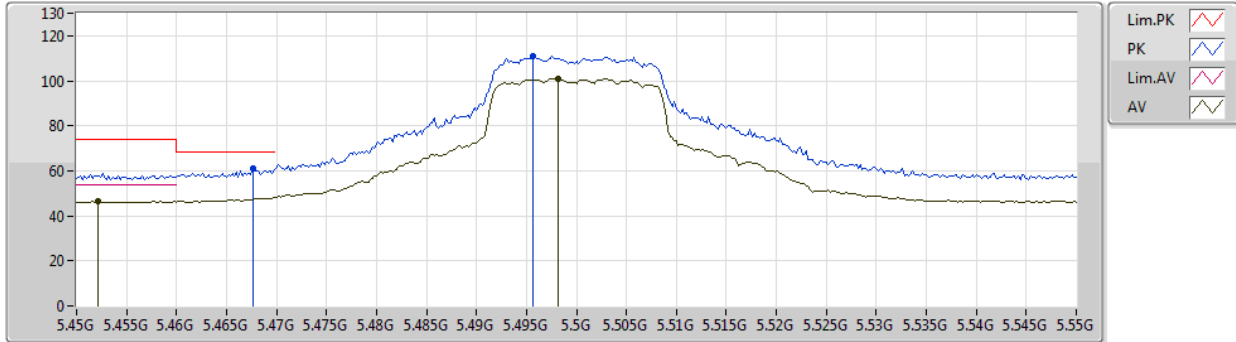


Type	Freq (Hz)	Level (dBuV/m)	Limit (dBuV/m)	Margin (dB)	Factor (dB)	Dist (m)	Condition	Azimuth (°)	Height (m)	Comment	Raw (dBuV)	AF (dB)	CL (dB)	PA (dB)
AV	5.4598G	46.51	54.00	-7.49	6.70	3	Vertical	97	2.89	-	39.81	31.68	9.18	34.16
AV	5.5022G	102.68	Inf	-Inf	6.93	3	Vertical	97	2.89	-	95.75	31.80	9.20	34.07
PK	5.4696G	61.31	68.20	-6.89	6.76	3	Vertical	97	2.89	-	54.55	31.71	9.19	34.14
PK	5.497G	112.62	Inf	-Inf	6.91	3	Vertical	97	2.89	-	105.71	31.79	9.19	34.07

802.11a_Nss1,(6Mbps)_2TX

23/08/2019

5500MHz_TX

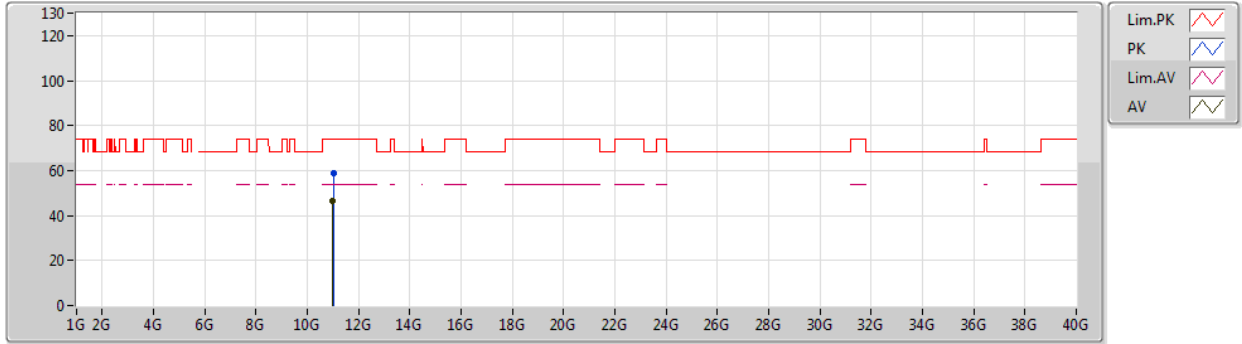


Type	Freq (Hz)	Level (dBuV/m)	Limit (dBuV/m)	Margin (dB)	Factor (dB)	Dist (m)	Condition	Azimuth (°)	Height (m)	Comment	Raw (dBuV)	AF (dB)	CL (dB)	PA (dB)
AV	5.4522G	46.48	54.00	-7.52	6.66	3	Horizontal	173	2.90	-	39.82	31.66	9.18	34.18
AV	5.4982G	101.13	Inf	-Inf	6.92	3	Horizontal	173	2.90	-	94.21	31.79	9.19	34.06
PK	5.4676G	60.83	68.20	-7.37	6.75	3	Horizontal	173	2.90	-	54.08	31.70	9.19	34.14
PK	5.4956G	111.00	Inf	-Inf	6.91	3	Horizontal	173	2.90	-	104.09	31.79	9.19	34.07

802.11a_Nss1,(6Mbps)_2TX

23/08/2019

5500MHz_TX

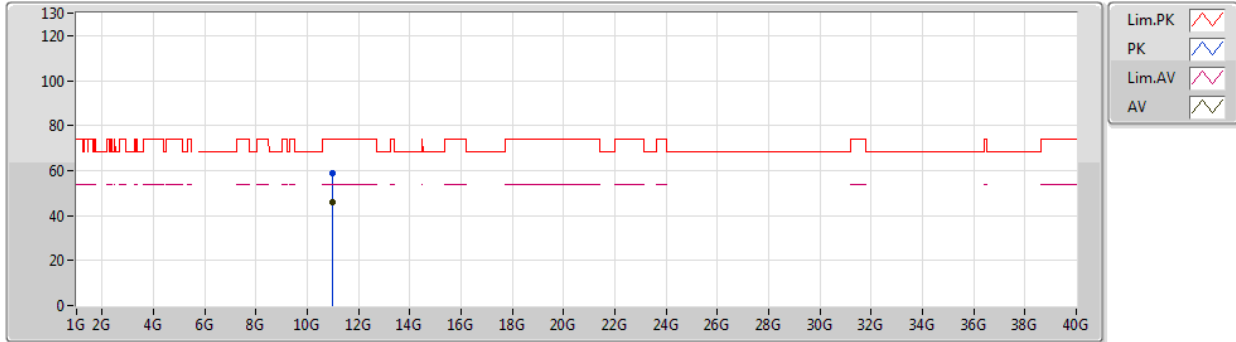


Type	Freq (Hz)	Level (dBuV/m)	Limit (dBuV/m)	Margin (dB)	Factor (dB)	Dist (m)	Condition	Azimuth (°)	Height (m)	Comment	Raw (dBuV)	AF (dB)	CL (dB)	PA (dB)
AV	10.99106G	46.24	54.00	-7.76	18.28	3	Vertical	186	1.60	-	27.96	40.19	12.31	34.22
PK	11.01038G	58.67	74.00	-15.33	18.30	3	Vertical	186	1.60	-	40.37	40.19	12.32	34.21

802.11a_Nss1,(6Mbps)_2TX

23/08/2019

5500MHz_TX

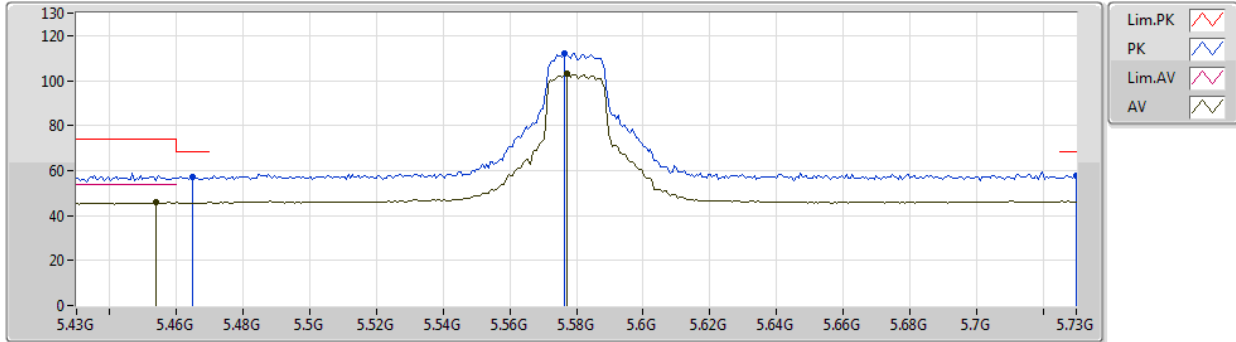


Type	Freq (Hz)	Level (dBuV/m)	Limit (dBuV/m)	Margin (dB)	Factor (dB)	Dist (m)	Condition	Azimuth (°)	Height (m)	Comment	Raw (dBuV)	AF (dB)	CL (dB)	PA (dB)
AV	11.00486G	46.05	54.00	-7.95	18.30	3	Horizontal	245	1.03	-	27.75	40.19	12.32	34.21
PK	10.99904G	58.71	74.00	-15.29	18.30	3	Horizontal	245	1.03	-	40.41	40.20	12.31	34.21

802.11a_Nss1,(6Mbps)_2TX

23/08/2019

5580MHz_TX

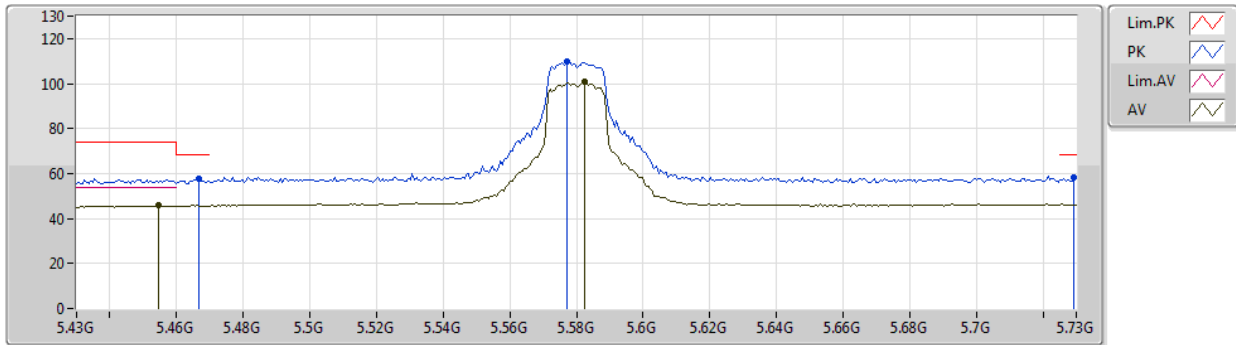


Type	Freq (Hz)	Level (dBuV/m)	Limit (dBuV/m)	Margin (dB)	Factor (dB)	Dist (m)	Condition	Azimuth (°)	Height (m)	Comment	Raw (dBuV)	AF (dB)	CL (dB)	PA (dB)
AV	5.454G	45.82	54.00	-8.18	6.66	3	Vertical	104	3.00	-	39.16	31.66	9.18	34.18
AV	5.577G	102.99	Inf	-Inf	6.59	3	Vertical	104	3.00	-	96.40	31.65	9.22	34.28
PK	5.4648G	57.27	68.20	-10.93	6.73	3	Vertical	104	3.00	-	50.54	31.69	9.19	34.15
PK	5.5764G	112.15	Inf	-Inf	6.60	3	Vertical	104	3.00	-	105.55	31.65	9.22	34.27
PK	5.73G	57.81	68.20	-10.39	6.91	3	Vertical	104	3.00	-	50.90	31.89	9.38	34.36

802.11a_Nss1,(6Mbps)_2TX

23/08/2019

5580MHz_TX

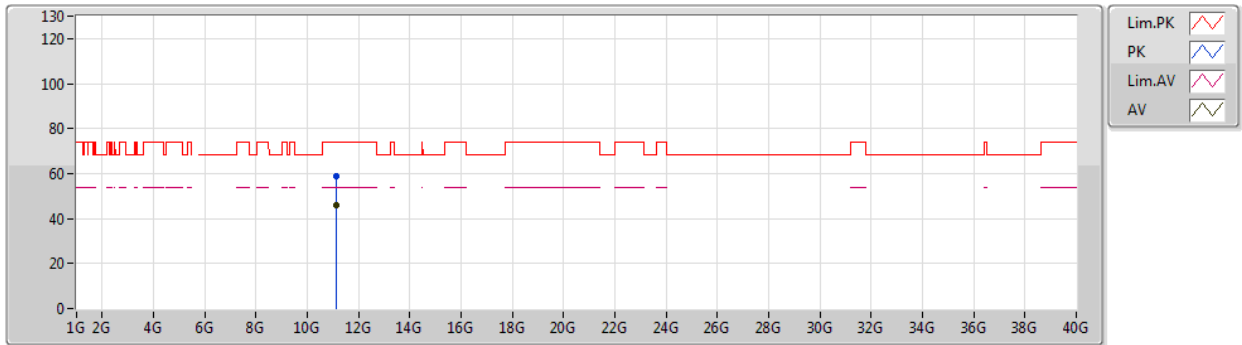


Type	Freq (Hz)	Level (dBuV/m)	Limit (dBuV/m)	Margin (dB)	Factor (dB)	Dist (m)	Condition	Azimuth (°)	Height (m)	Comment	Raw (dBuV)	AF (dB)	CL (dB)	PA (dB)
AV	5.4546G	45.67	54.00	-8.33	6.67	3	Horizontal	179	3.00	-	39.00	31.66	9.18	34.17
AV	5.5824G	100.61	Inf	-Inf	6.57	3	Horizontal	179	3.00	-	94.04	31.64	9.22	34.29
PK	5.4666G	57.45	68.20	-10.75	6.75	3	Horizontal	179	3.00	-	50.70	31.70	9.19	34.14
PK	5.577G	109.64	Inf	-Inf	6.59	3	Horizontal	179	3.00	-	103.05	31.65	9.22	34.28
PK	5.7294G	58.41	68.20	-9.79	6.91	3	Horizontal	179	3.00	-	51.50	31.89	9.38	34.36

802.11a_Nss1,(6Mbps)_2TX

23/08/2019

5580MHz_TX

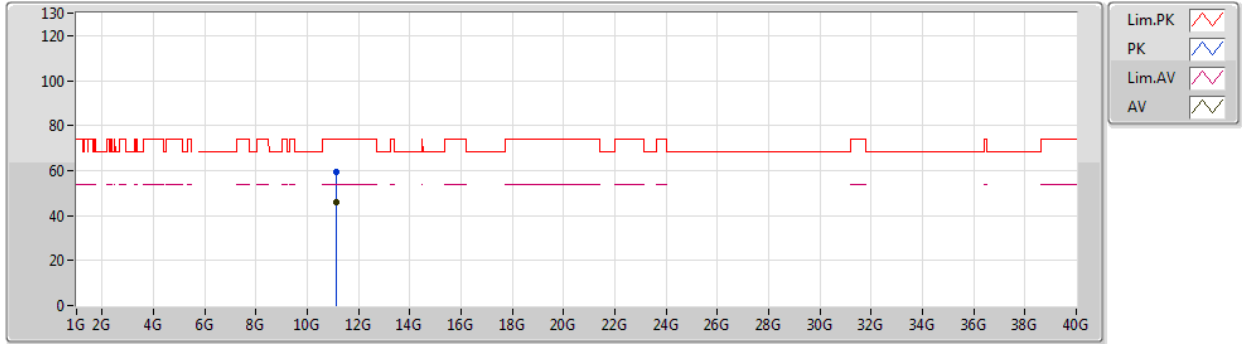


Type	Freq (Hz)	Level (dBuV/m)	Limit (dBuV/m)	Margin (dB)	Factor (dB)	Dist (m)	Condition	Azimuth (°)	Height (m)	Comment	Raw (dBuV)	AF (dB)	CL (dB)	PA (dB)
AV	11.14914G	46.15	54.00	-7.85	18.19	3	Vertical	106	1.83	-	27.96	40.01	12.40	34.22
PK	11.14698G	58.83	74.00	-15.17	18.19	3	Vertical	106	1.83	-	40.64	40.01	12.40	34.22

802.11a_Nss1,(6Mbps)_2TX

23/08/2019

5580MHz_TX

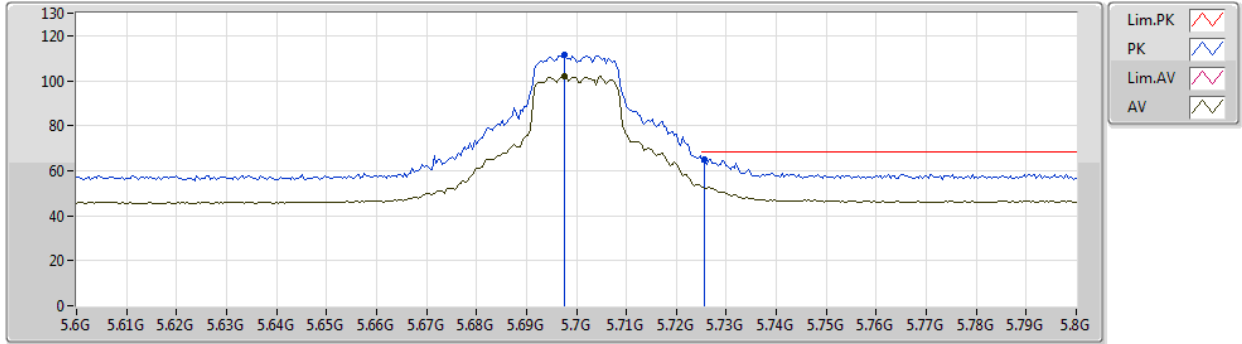


Type	Freq (Hz)	Level (dBuV/m)	Limit (dBuV/m)	Margin (dB)	Factor (dB)	Dist (m)	Condition	Azimuth (°)	Height (m)	Comment	Raw (dBuV)	AF (dB)	CL (dB)	PA (dB)
AV	11.14974G	46.10	54.00	-7.90	18.19	3	Horizontal	309	1.68	-	27.91	40.01	12.40	34.22
PK	11.15178G	59.14	74.00	-14.86	18.18	3	Horizontal	309	1.68	-	40.96	40.00	12.40	34.22

802.11a_Nss1,(6Mbps)_2TX

23/08/2019

5700MHz_TX

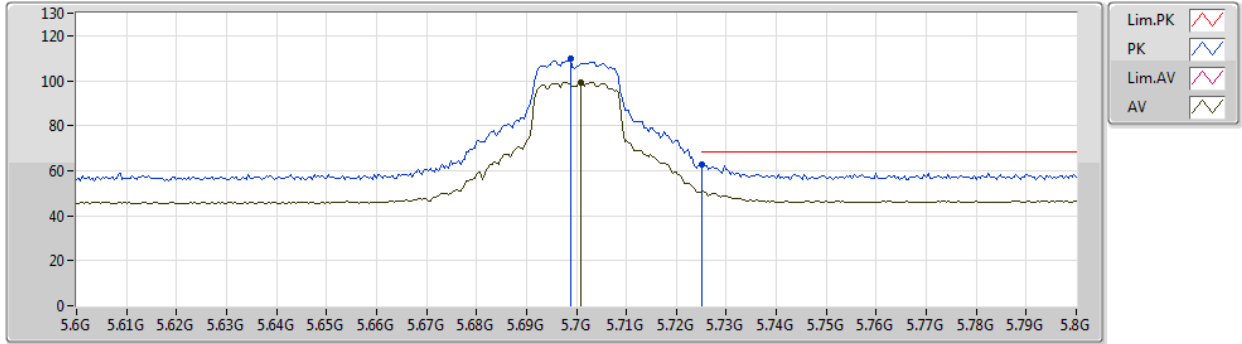


Type	Freq (Hz)	Level (dBuV/m)	Limit (dBuV/m)	Margin (dB)	Factor (dB)	Dist (m)	Condition	Azimuth (°)	Height (m)	Comment	Raw (dBuV)	AF (dB)	CL (dB)	PA (dB)
AV	5.6976G	101.80	Inf	-Inf	6.79	3	Vertical	87	2.99	-	95.01	31.80	9.34	34.35
PK	5.6976G	111.56	Inf	-Inf	6.79	3	Vertical	87	2.99	-	104.77	31.80	9.34	34.35
PK	5.7256G	65.14	68.20	-3.06	6.90	3	Vertical	87	2.99	-	58.24	31.88	9.38	34.36

802.11a_Nss1,(6Mbps)_2TX

23/08/2019

5700MHz_TX



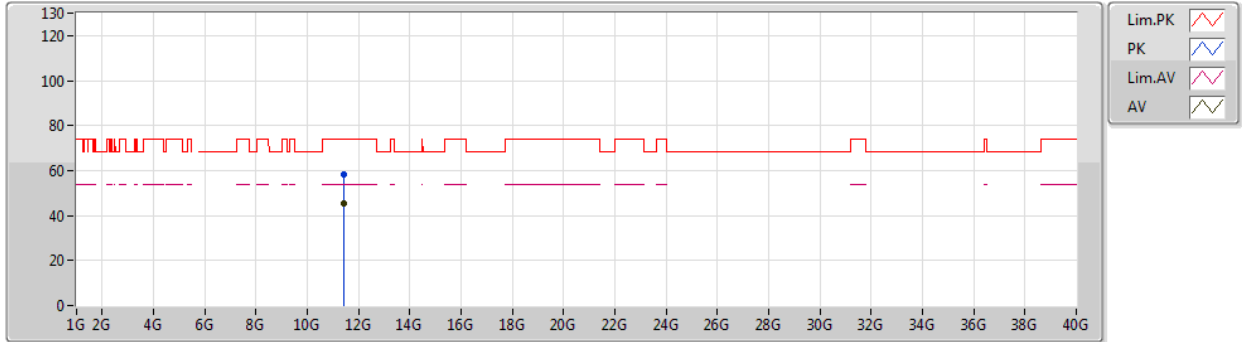
Type	Freq (Hz)	Level (dBuV/m)	Limit (dBuV/m)	Margin (dB)	Factor (dB)	Dist (m)	Condition	Azimuth (°)	Height (m)	Comment	Raw (dBuV)	AF (dB)	CL (dB)	PA (dB)
AV	5.7008G	99.21	Inf	-Inf	6.80	3	Horizontal	174	3.00	-	92.41	31.80	9.35	34.35
PK	5.6988G	109.75	Inf	-Inf	6.79	3	Horizontal	174	3.00	-	102.96	31.80	9.34	34.35
PK	5.7252G	63.03	68.20	-5.17	6.90	3	Horizontal	174	3.00	-	56.13	31.88	9.38	34.36



802.11a_Nss1,(6Mbps)_2TX

23/08/2019

5700MHz_TX

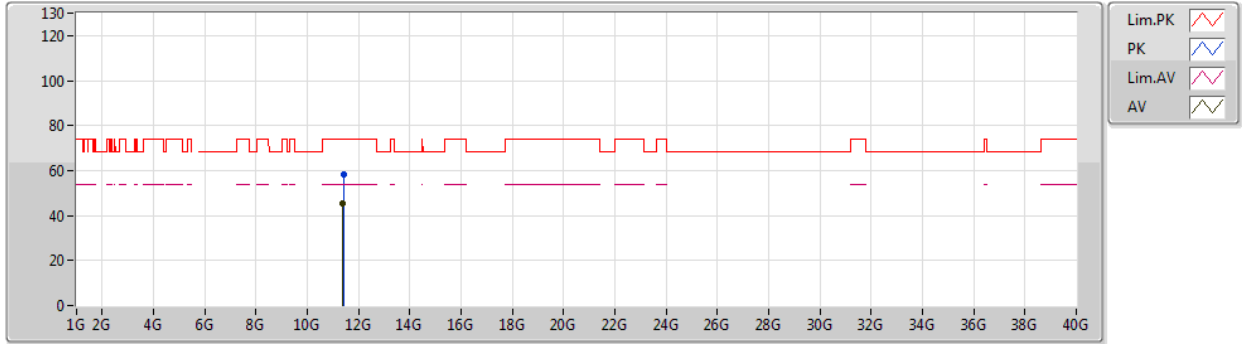


Type	Freq (Hz)	Level (dBuV/m)	Limit (dBuV/m)	Margin (dB)	Factor (dB)	Dist (m)	Condition	Azimuth (°)	Height (m)	Comment	Raw (dBuV)	AF (dB)	CL (dB)	PA (dB)
AV	11.40234G	45.49	54.00	-8.51	18.00	3	Vertical	48	1.72	-	27.49	39.68	12.55	34.23
PK	11.40336G	58.22	74.00	-15.78	18.00	3	Vertical	48	1.72	-	40.22	39.68	12.55	34.23

802.11a_Nss1,(6Mbps)_2TX

23/08/2019

5700MHz_TX

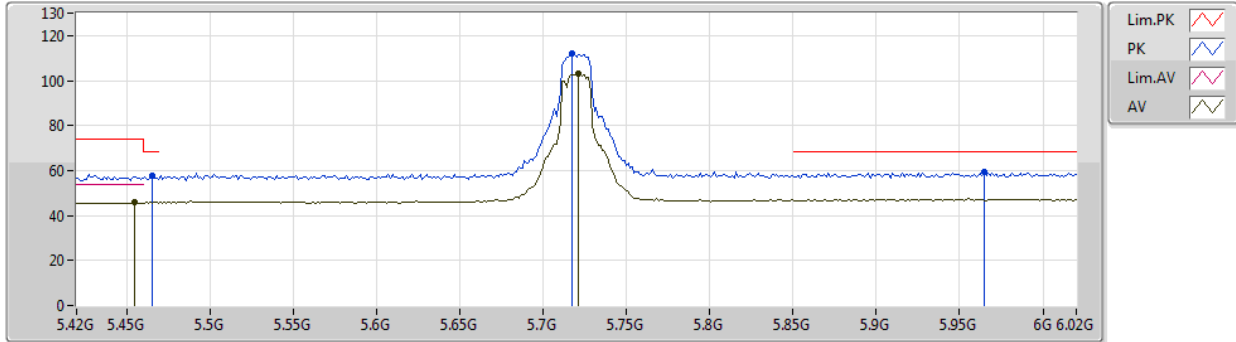


Type	Freq (Hz)	Level (dBuV/m)	Limit (dBuV/m)	Margin (dB)	Factor (dB)	Dist (m)	Condition	Azimuth (°)	Height (m)	Comment	Raw (dBuV)	AF (dB)	CL (dB)	PA (dB)
AV	11.4006G	45.62	54.00	-8.38	18.00	3	Horizontal	356	1.23	-	27.62	39.68	12.55	34.23
PK	11.40888G	58.40	74.00	-15.60	17.99	3	Horizontal	356	1.23	-	40.41	39.67	12.55	34.23

802.11a_Nss1,(6Mbps)_2TX

23/08/2019

5720MHz Straddle 5.47-5.725GHz_TX

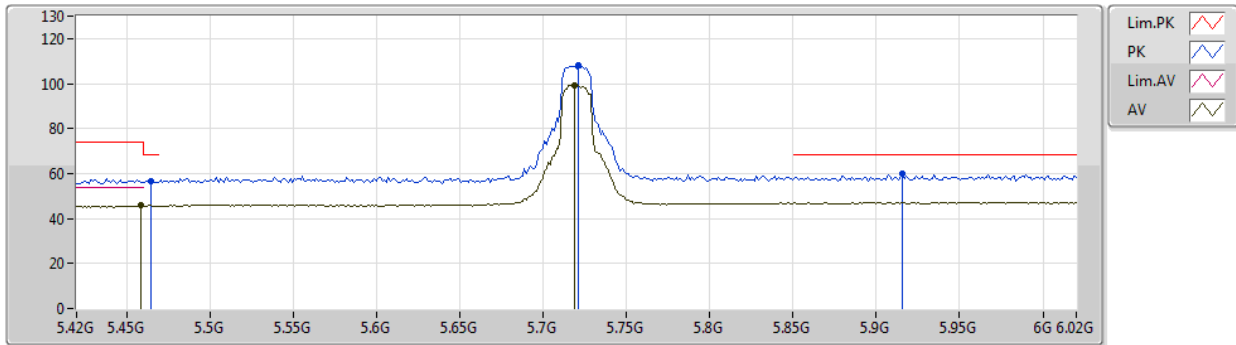


Type	Freq (Hz)	Level (dBuV/m)	Limit (dBuV/m)	Margin (dB)	Factor (dB)	Dist (m)	Condition	Azimuth (°)	Height (m)	Comment	Raw (dBuV)	AF (dB)	CL (dB)	PA (dB)
AV	5.4548G	45.70	54.00	-8.30	6.67	3	Vertical	119	3.00	-	39.03	31.66	9.18	34.17
AV	5.7212G	102.90	Inf	-Inf	6.88	3	Vertical	119	3.00	-	96.02	31.86	9.37	34.35
PK	5.4656G	57.45	68.20	-10.75	6.74	3	Vertical	119	3.00	-	50.71	31.70	9.19	34.15
PK	5.7176G	112.08	Inf	-Inf	6.87	3	Vertical	119	3.00	-	105.21	31.85	9.37	34.35
PK	5.9648G	59.17	68.20	-9.03	7.73	3	Vertical	119	3.00	-	51.44	32.40	9.55	34.22

802.11a_Nss1,(6Mbps)_2TX

23/08/2019

5720MHz Straddle 5.47-5.725GHz_TX

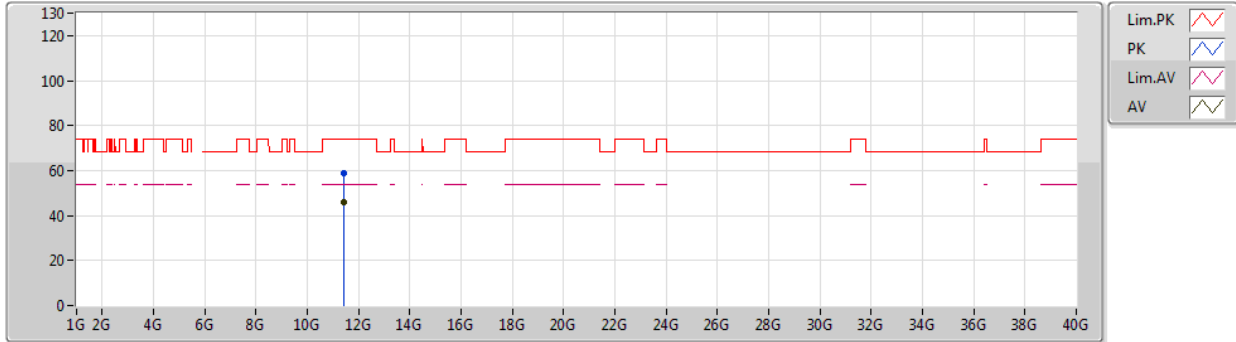


Type	Freq (Hz)	Level (dBuV/m)	Limit (dBuV/m)	Margin (dB)	Factor (dB)	Dist (m)	Condition	Azimuth (°)	Height (m)	Comment	Raw (dBuV)	AF (dB)	CL (dB)	PA (dB)
AV	5.4584G	45.71	54.00	-8.29	6.70	3	Horizontal	178	3.00	-	39.01	31.68	9.18	34.16
AV	5.7188G	99.32	Inf	-Inf	6.88	3	Horizontal	178	3.00	-	92.44	31.86	9.37	34.35
PK	5.4644G	56.55	68.20	-11.65	6.73	3	Horizontal	178	3.00	-	49.82	31.69	9.19	34.15
PK	5.7212G	108.02	Inf	-Inf	6.88	3	Horizontal	178	3.00	-	101.14	31.86	9.37	34.35
PK	5.9156G	60.15	68.20	-8.05	7.58	3	Horizontal	178	3.00	-	52.57	32.40	9.52	34.34

802.11a_Nss1,(6Mbps)_2TX

23/08/2019

5720MHz Straddle 5.47-5.725GHz_TX



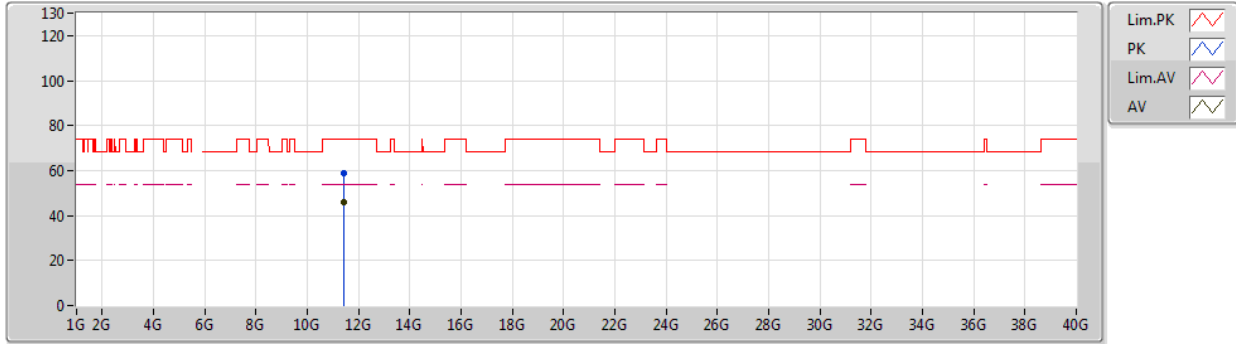
Type	Freq (Hz)	Level (dBuV/m)	Limit (dBuV/m)	Margin (dB)	Factor (dB)	Dist (m)	Condition	Azimuth (°)	Height (m)	Comment	Raw (dBuV)	AF (dB)	CL (dB)	PA (dB)
AV	11.44249G	45.94	54.00	-8.06	17.96	3	Vertical	2	1.44	-	27.98	39.62	12.57	34.23
PK	11.44142G	58.63	74.00	-15.37	17.97	3	Vertical	2	1.44	-	40.66	39.63	12.57	34.23



802.11a_Nss1,(6Mbps)_2TX

23/08/2019

5720MHz Straddle 5.47-5.725GHz_TX

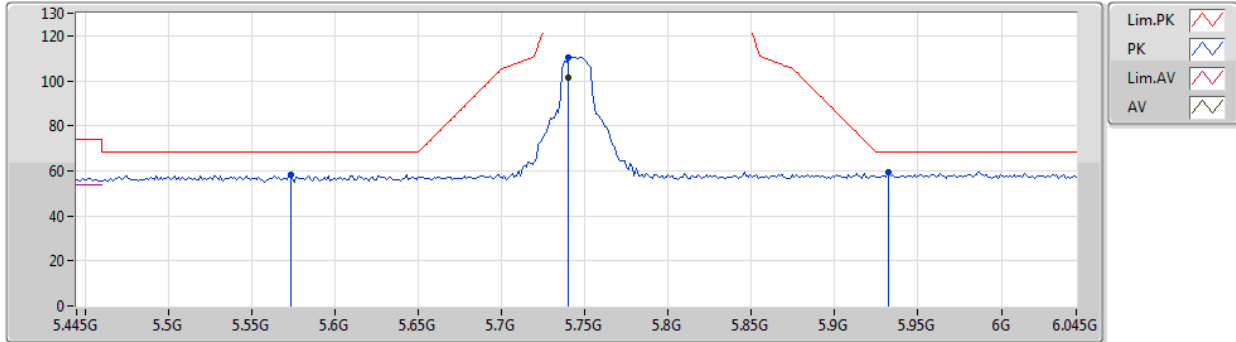


Type	Freq (Hz)	Level (dBuV/m)	Limit (dBuV/m)	Margin (dB)	Factor (dB)	Dist (m)	Condition	Azimuth (°)	Height (m)	Comment	Raw (dBuV)	AF (dB)	CL (dB)	PA (dB)
AV	11.44171G	45.86	54.00	-8.14	17.97	3	Horizontal	99	1.50	-	27.89	39.63	12.57	34.23
PK	11.44083G	58.89	74.00	-15.11	17.97	3	Horizontal	99	1.50	-	40.92	39.63	12.57	34.23

802.11a_Nss1,(6Mbps)_2TX

23/08/2019

5745MHz_TX

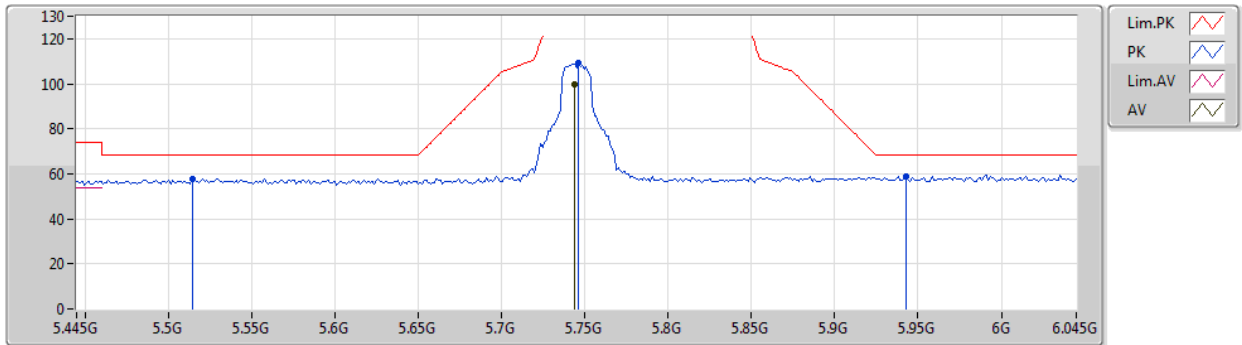


Type	Freq (Hz)	Level (dBuV/m)	Limit (dBuV/m)	Margin (dB)	Factor (dB)	Dist (m)	Condition	Azimuth (°)	Height (m)	Comment	Raw (dBuV)	AF (dB)	CL (dB)	PA (dB)
AV	5.7402G	101.22	Inf	-Inf	6.95	3	Vertical	71	1.00	-	94.27	31.92	9.39	34.36
PK	5.5734G	58.49	68.20	-9.71	6.60	3	Vertical	71	1.00	-	51.89	31.65	9.22	34.27
PK	5.7402G	110.60	Inf	-Inf	6.95	3	Vertical	71	1.00	-	103.65	31.92	9.39	34.36
PK	5.9322G	59.17	68.20	-9.03	7.63	3	Vertical	71	1.00	-	51.54	32.40	9.53	34.30

802.11a_Nss1,(6Mbps)_2TX

23/08/2019

5745MHz_TX

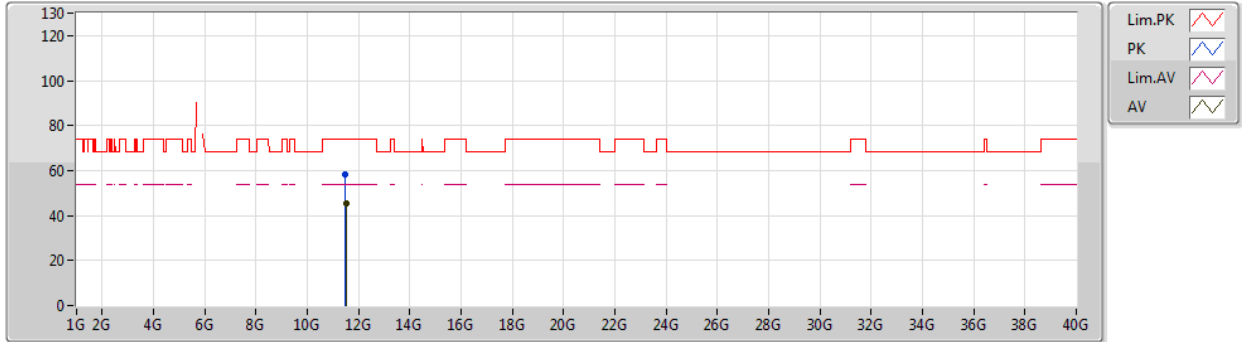


Type	Freq (Hz)	Level (dBuV/m)	Limit (dBuV/m)	Margin (dB)	Factor (dB)	Dist (m)	Condition	Azimuth (°)	Height (m)	Comment	Raw (dBuV)	AF (dB)	CL (dB)	PA (dB)
AV	5.7438G	99.93	Inf	-Inf	6.97	3	Horizontal	165	2.97	-	92.96	31.93	9.40	34.36
PK	5.5146G	57.78	68.20	-10.42	6.87	3	Horizontal	165	2.97	-	50.91	31.77	9.20	34.10
PK	5.7462G	109.20	Inf	-Inf	6.98	3	Horizontal	165	2.97	-	102.22	31.94	9.40	34.36
PK	5.943G	59.00	68.20	-9.20	7.66	3	Horizontal	165	2.97	-	51.34	32.40	9.54	34.28

802.11a_Nss1,(6Mbps)_2TX

23/08/2019

5745MHz_TX



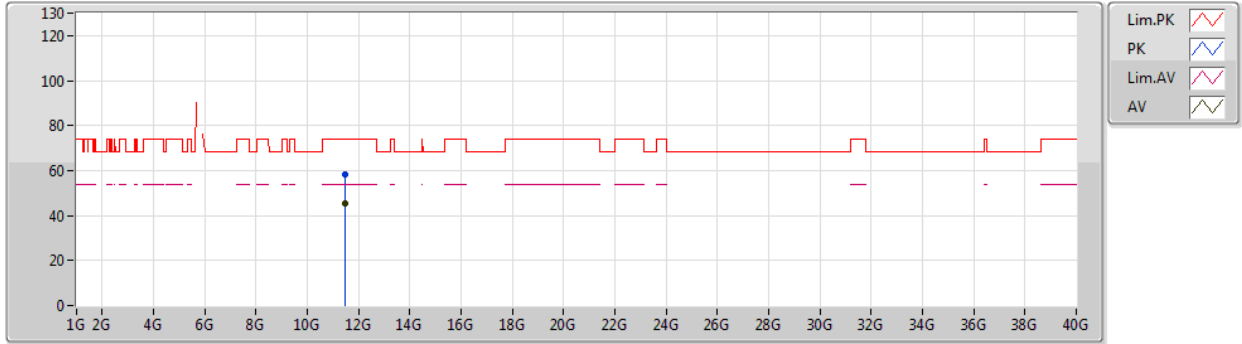
Type	Freq (Hz)	Level (dBuV/m)	Limit (dBuV/m)	Margin (dB)	Factor (dB)	Dist (m)	Condition	Azimuth (°)	Height (m)	Comment	Raw (dBuV)	AF (dB)	CL (dB)	PA (dB)
AV	11.50254G	45.50	54.00	-8.50	17.92	3	Vertical	65	1.24	-	27.58	39.55	12.61	34.24
PK	11.49744G	58.42	74.00	-15.58	17.92	3	Vertical	65	1.24	-	40.50	39.55	12.60	34.23



802.11a_Nss1,(6Mbps)_2TX

23/08/2019

5745MHz_TX

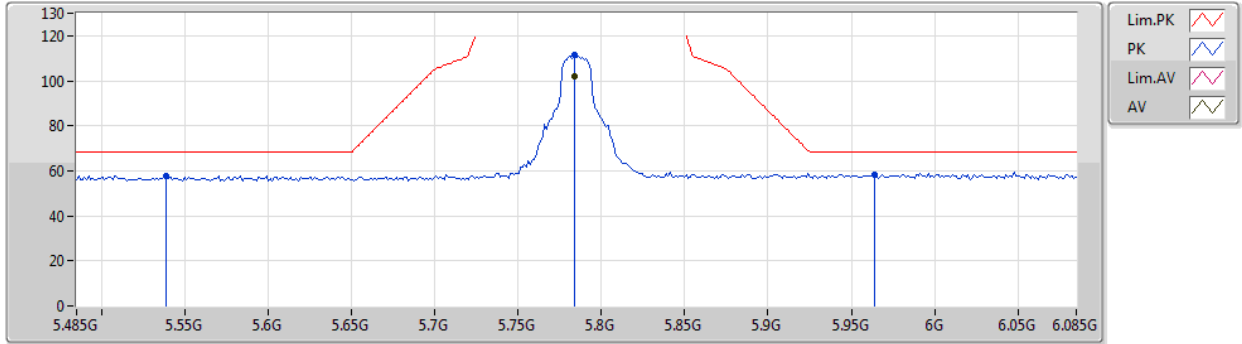


Type	Freq (Hz)	Level (dBuV/m)	Limit (dBuV/m)	Margin (dB)	Factor (dB)	Dist (m)	Condition	Azimuth (°)	Height (m)	Comment	Raw (dBuV)	AF (dB)	CL (dB)	PA (dB)
AV	11.4861G	45.42	54.00	-8.58	17.94	3	Vertical	25	2.22	-	27.48	39.57	12.60	34.23
PK	11.49954G	58.42	74.00	-15.58	17.92	3	Vertical	25	2.22	-	40.50	39.55	12.60	34.23

802.11a_Nss1,(6Mbps)_2TX

23/08/2019

5785MHz_TX

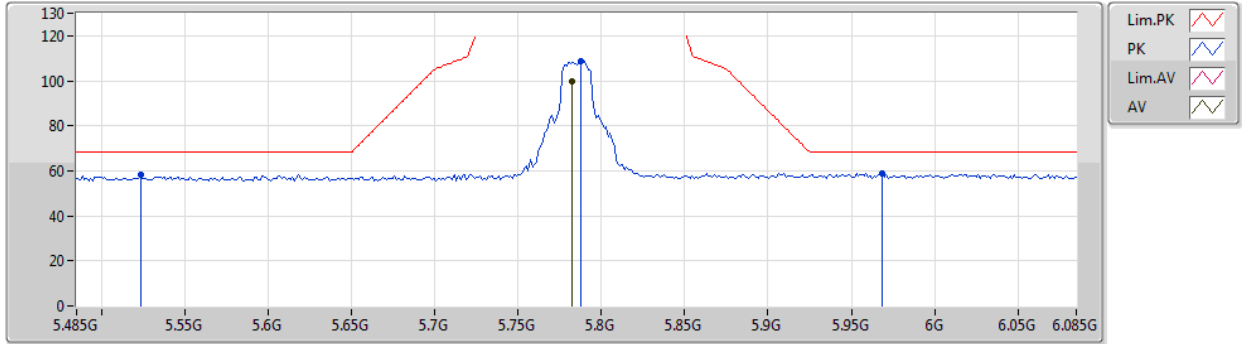


Type	Freq (Hz)	Level (dBuV/m)	Limit (dBuV/m)	Margin (dB)	Factor (dB)	Dist (m)	Condition	Azimuth (°)	Height (m)	Comment	Raw (dBuV)	AF (dB)	CL (dB)	PA (dB)
AV	5.7838G	102.23	Inf	-Inf	7.13	3	Vertical	99	1.01	-	95.10	32.05	9.45	34.37
PK	5.539G	57.75	68.20	-10.45	6.76	3	Vertical	99	1.01	-	50.99	31.72	9.21	34.17
PK	5.7838G	111.52	Inf	-Inf	7.13	3	Vertical	99	1.01	-	104.39	32.05	9.45	34.37
PK	5.9638G	58.40	68.20	-9.80	7.72	3	Vertical	99	1.01	-	50.68	32.40	9.55	34.23

802.11a_Nss1,(6Mbps)_2TX

23/08/2019

5785MHz_TX

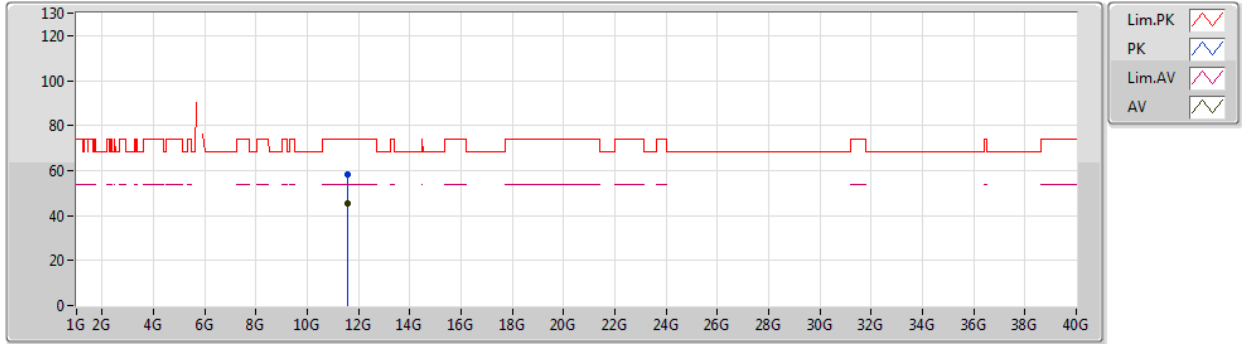


Type	Freq (Hz)	Level (dBuV/m)	Limit (dBuV/m)	Margin (dB)	Factor (dB)	Dist (m)	Condition	Azimuth (°)	Height (m)	Comment	Raw (dBuV)	AF (dB)	CL (dB)	PA (dB)
AV	5.7826G	99.71	Inf	-Inf	7.13	3	Horizontal	173	3.00	-	92.58	32.05	9.45	34.37
PK	5.5234G	58.24	68.20	-9.96	6.82	3	Horizontal	173	3.00	-	51.42	31.75	9.20	34.13
PK	5.7874G	108.76	Inf	-Inf	7.14	3	Horizontal	173	3.00	-	101.62	32.06	9.45	34.37
PK	5.9686G	58.96	68.20	-9.24	7.73	3	Horizontal	173	3.00	-	51.23	32.40	9.55	34.22

802.11a_Nss1,(6Mbps)_2TX

23/08/2019

5785MHz_TX

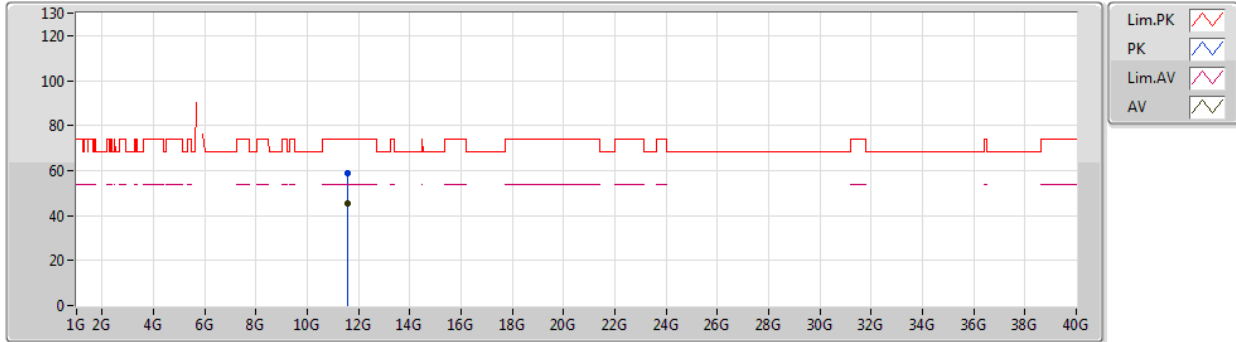


Type	Freq (Hz)	Level (dBuV/m)	Limit (dBuV/m)	Margin (dB)	Factor (dB)	Dist (m)	Condition	Azimuth (°)	Height (m)	Comment	Raw (dBuV)	AF (dB)	CL (dB)	PA (dB)
AV	11.5724G	45.14	54.00	-8.86	17.87	3	Vertical	229	1.94	-	27.27	39.46	12.65	34.24
PK	11.5742G	58.44	74.00	-15.56	17.86	3	Vertical	229	1.94	-	40.58	39.45	12.65	34.24

802.11a_Nss1,(6Mbps)_2TX

23/08/2019

5785MHz_TX

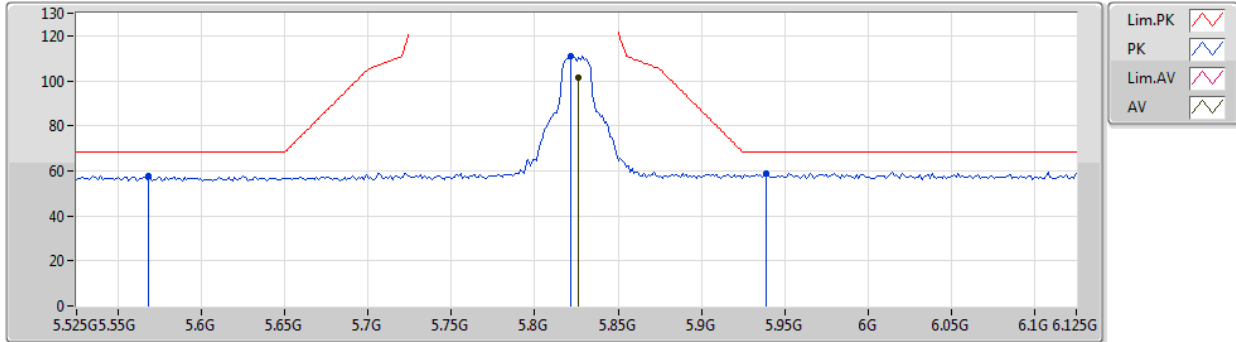


Type	Freq (Hz)	Level (dBuV/m)	Limit (dBuV/m)	Margin (dB)	Factor (dB)	Dist (m)	Condition	Azimuth (°)	Height (m)	Comment	Raw (dBuV)	AF (dB)	CL (dB)	PA (dB)
AV	11.5704G	45.22	54.00	-8.78	17.85	3	Vertical	250	1.70	-	27.37	39.44	12.65	34.24
PK	11.5703G	58.67	74.00	-15.33	17.87	3	Vertical	250	1.70	-	40.80	39.46	12.65	34.24

802.11a_Nss1,(6Mbps)_2TX

23/08/2019

5825MHz_TX

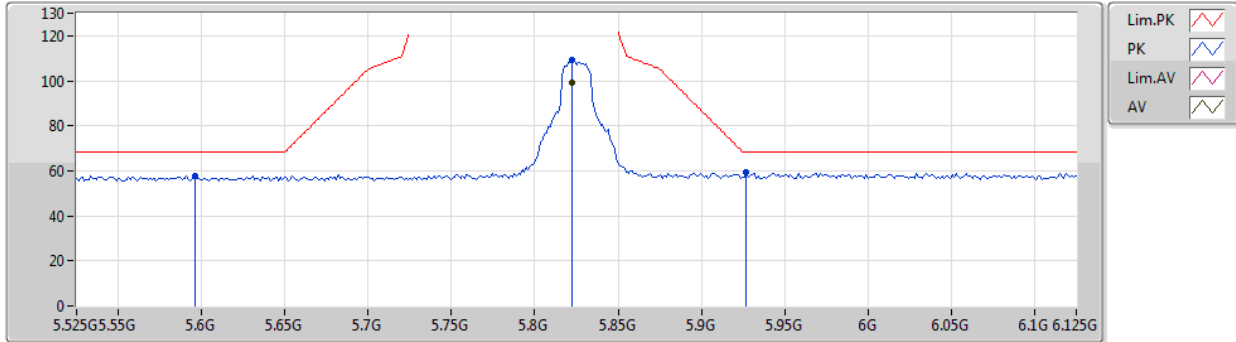


Type	Freq (Hz)	Level (dBuV/m)	Limit (dBuV/m)	Margin (dB)	Factor (dB)	Dist (m)	Condition	Azimuth (°)	Height (m)	Comment	Raw (dBuV)	AF (dB)	CL (dB)	PA (dB)
AV	5.8262G	101.56	Inf	-Inf	7.29	3	Vertical	103	1.00	-	94.27	32.18	9.48	34.37
PK	5.5682G	57.67	68.20	-10.53	6.62	3	Vertical	103	1.00	-	51.05	31.66	9.21	34.25
PK	5.8214G	111.00	Inf	-Inf	7.27	3	Vertical	103	1.00	-	103.73	32.16	9.48	34.37
PK	5.939G	58.84	68.20	-9.36	7.64	3	Vertical	103	1.00	-	51.20	32.40	9.53	34.29

802.11a_Nss1,(6Mbps)_2TX

23/08/2019

5825MHz_TX

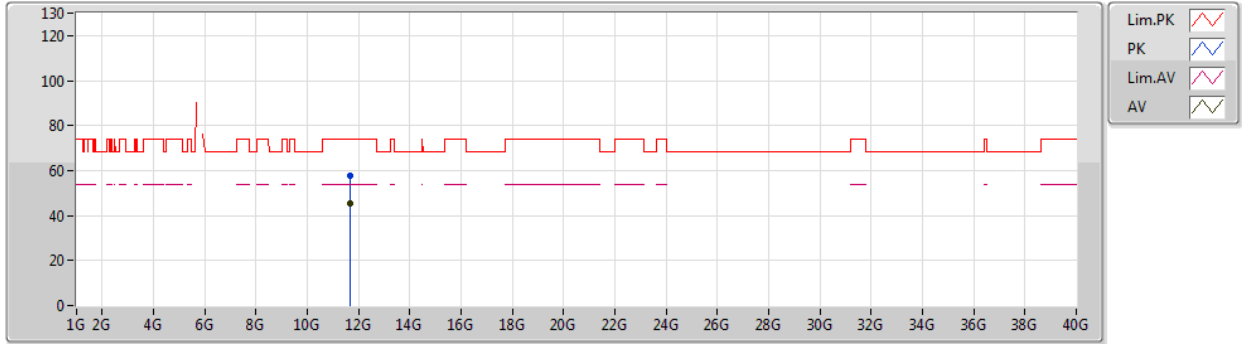


Type	Freq (Hz)	Level (dBuV/m)	Limit (dBuV/m)	Margin (dB)	Factor (dB)	Dist (m)	Condition	Azimuth (°)	Height (m)	Comment	Raw (dBuV)	AF (dB)	CL (dB)	PA (dB)
AV	5.8226G	99.40	Inf	-Inf	7.28	3	Horizontal	169	2.74	-	92.12	32.17	9.48	34.37
PK	5.5958G	57.82	68.20	-10.38	6.50	3	Horizontal	169	2.74	-	51.32	31.61	9.22	34.33
PK	5.8226G	109.01	Inf	-Inf	7.28	3	Horizontal	169	2.74	-	101.73	32.17	9.48	34.37
PK	5.927G	59.56	68.20	-8.64	7.61	3	Horizontal	169	2.74	-	51.95	32.40	9.53	34.32

802.11a_Nss1,(6Mbps)_2TX

23/08/2019

5825MHz_TX

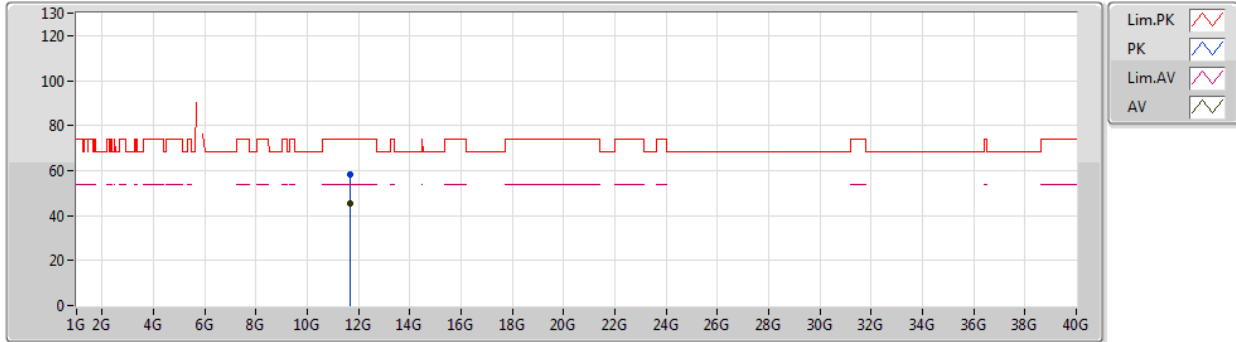


Type	Freq (Hz)	Level (dBuV/m)	Limit (dBuV/m)	Margin (dB)	Factor (dB)	Dist (m)	Condition	Azimuth (°)	Height (m)	Comment	Raw (dBuV)	AF (dB)	CL (dB)	PA (dB)
AV	11.65044G	45.22	54.00	-8.78	17.80	3	Vertical	252	1.78	-	27.42	39.35	12.69	34.24
PK	11.65084G	57.81	74.00	-16.19	17.81	3	Vertical	252	1.78	-	40.00	39.35	12.70	34.24

802.11a_Nss1,(6Mbps)_2TX

23/08/2019

5825MHz_TX

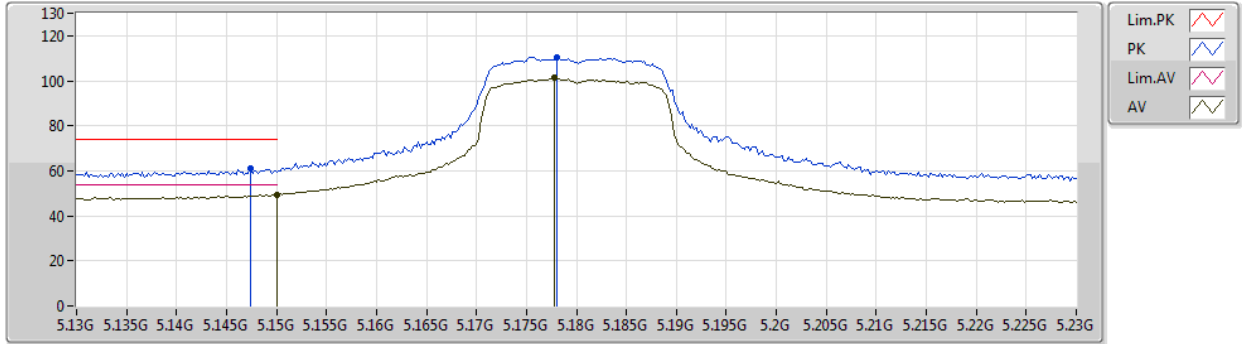


Type	Freq (Hz)	Level (dBuV/m)	Limit (dBuV/m)	Margin (dB)	Factor (dB)	Dist (m)	Condition	Azimuth (°)	Height (m)	Comment	Raw (dBuV)	AF (dB)	CL (dB)	PA (dB)
AV	11.6492G	45.36	54.00	-8.64	17.81	3	Vertical	319	1.29	-	27.55	39.36	12.69	34.24
PK	11.65002G	58.12	74.00	-15.88	17.80	3	Vertical	319	1.29	-	40.32	39.35	12.69	34.24

802.11ac VHT20_Nss1,(MCS0)_2TX

23/08/2019

5180MHz_TX

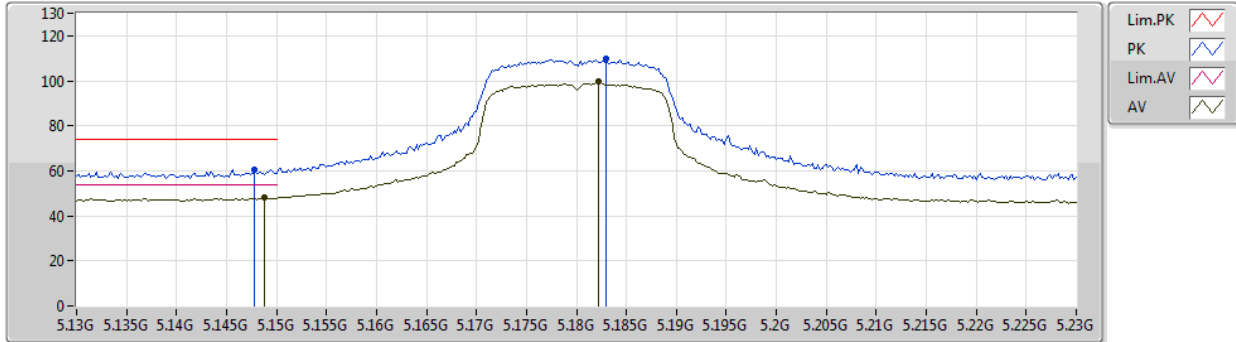


Type	Freq (Hz)	Level (dBuV/m)	Limit (dBuV/m)	Margin (dB)	Factor (dB)	Dist (m)	Condition	Azimuth (°)	Height (m)	Comment	Raw (dBuV)	AF (dB)	CL (dB)	PA (dB)
AV	5.15G	49.49	54.00	-4.51	6.59	3	Vertical	115	1.00	-	42.90	31.80	9.06	34.27
AV	5.1778G	101.16	Inf	-Inf	6.47	3	Vertical	115	1.00	-	94.69	31.69	9.06	34.28
PK	5.1474G	61.01	74.00	-12.99	6.60	3	Vertical	115	1.00	-	54.41	31.81	9.06	34.27
PK	5.178G	110.44	Inf	-Inf	6.47	3	Vertical	115	1.00	-	103.97	31.69	9.06	34.28

802.11ac VHT20_Nss1,(MCS0)_2TX

23/08/2019

5180MHz_TX

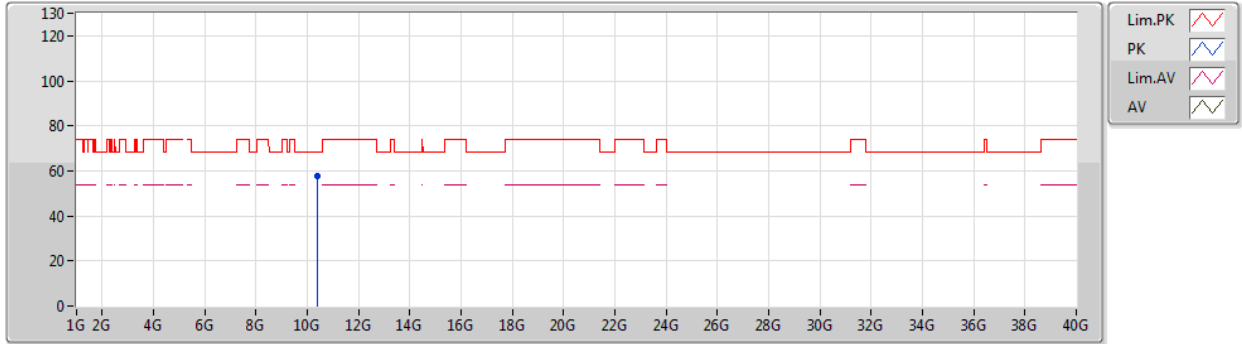


Type	Freq (Hz)	Level (dBuV/m)	Limit (dBuV/m)	Margin (dB)	Factor (dB)	Dist (m)	Condition	Azimuth (°)	Height (m)	Comment	Raw (dBuV)	AF (dB)	CL (dB)	PA (dB)
AV	5.1488G	48.14	54.00	-5.86	6.59	3	Horizontal	164	2.90	-	41.55	31.80	9.06	34.27
AV	5.1822G	99.58	Inf	-Inf	6.45	3	Horizontal	164	2.90	-	93.13	31.67	9.06	34.28
PK	5.1478G	60.50	74.00	-13.50	6.60	3	Horizontal	164	2.90	-	53.90	31.81	9.06	34.27
PK	5.183G	109.93	Inf	-Inf	6.45	3	Horizontal	164	2.90	-	103.48	31.67	9.06	34.28

802.11ac VHT20_Nss1,(MCS0)_2TX

23/08/2019

5180MHz_TX



Type	Freq (Hz)	Level (dBuV/m)	Limit (dBuV/m)	Margin (dB)	Factor (dB)	Dist (m)	Condition	Azimuth (°)	Height (m)	Comment	Raw (dBuV)	AF (dB)	CL (dB)	PA (dB)
PK	10.37266G	57.72	68.20	-10.48	16.71	3	Vertical	44	1.83	-	41.01	39.38	11.95	34.62