

Test Setup Photo

Description: Front view of Conducted Emission Test Setup




Description: Back view of Conducted Emission Test Setup



Description: Radiated Emission Test Setup for 9kHz ~ 30MHz



Description: Radiated Emission Test Setup for 30MHz ~ 1GHz



Description: Radiated Emission Test Setup for 1GHz ~ 18GHz




Description: Radiated Emission Test Setup for 18GHz ~ 40GHz




Band850, Band1900 and WIFI Test Setup Head


Touch-Left




Tilt-Left




Touch-Right




Tilt-Right




Back with gap 10mm



Front with gap 10mm



Left side with gap 10mm



Right side with gap 10mm



Bottom with gap 10mm

