

Test Plot 1#: GSM 850_Head Left Cheek_Middle**DUT: Mobile Phone; Type: LS5518H; Serial: 18050800121**

Communication System: Generic GSM; Frequency: 836.6 MHz; Duty Cycle: 1:8
Medium parameters used: $f = 836.6$ MHz; $\sigma = 0.869$ S/m; $\epsilon_r = 42.308$; $\rho = 1000$ kg/m³ ;
Phantom section: Left Section

DASY5 Configuration:

- Probe: EX3DV4 - SN7431; ConvF(10.04, 10.04, 10.04); Calibrated: 2017/9/30;
- Sensor-Surface: 1.4mm (Mechanical Surface Detection)
- Electronics: DAE4 Sn772; Calibrated: 2017/10/9
- Phantom: Twin SAM; Type: Twin SAM V5.0; Serial: 1412
- Measurement SW: DASY52, Version 52.8 (8);

Area Scan (111x71x1): Interpolated grid: dx=1.500 mm, dy=1.500 mm

Maximum value of SAR (interpolated) = 0.225 W/kg

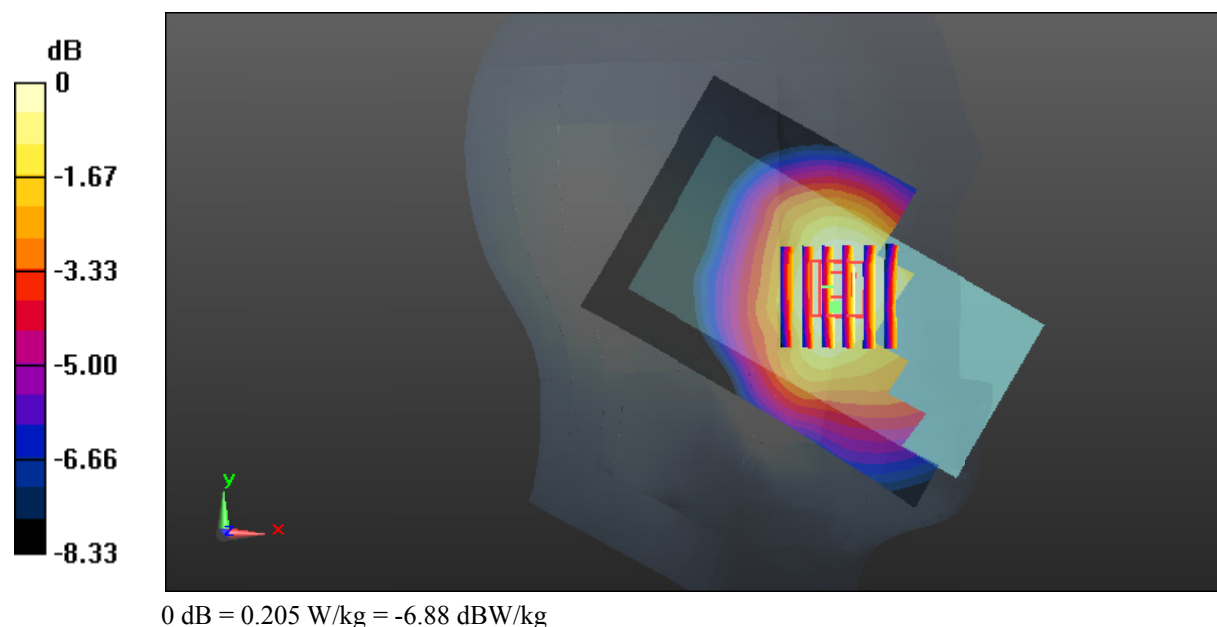
Zoom Scan (6x6x7)/Cube 0: Measurement grid: dx=8mm, dy=8mm, dz=5mm

Reference Value = 4.826 V/m; Power Drift = -0.02 dB

Peak SAR (extrapolated) = 0.226 W/kg

SAR(1 g) = 0.170 W/kg; SAR(10 g) = 0.131 W/kg

Maximum value of SAR (measured) = 0.205 W/kg



Test Plot 2#: GSM 850_Head Left Tilt_Middle**DUT: Mobile Phone; Type: LS5518H; Serial: 18050800121**

Communication System: Generic GSM; Frequency: 836.6 MHz; Duty Cycle: 1:8
Medium parameters used: $f = 836.6$ MHz; $\sigma = 0.869$ S/m; $\epsilon_r = 42.308$; $\rho = 1000$ kg/m³ ;
Phantom section: Left Section

DASY5 Configuration:

- Probe: EX3DV4 - SN7431; ConvF(10.04, 10.04, 10.04); Calibrated: 2017/9/30;
- Sensor-Surface: 1.4mm (Mechanical Surface Detection)
- Electronics: DAE4 Sn772; Calibrated: 2017/10/9
- Phantom: Twin SAM; Type: Twin SAM V5.0; Serial: 1412
- Measurement SW: DASY52, Version 52.8 (8);

Area Scan (111x71x1): Interpolated grid: dx=1.500 mm, dy=1.500 mm

Maximum value of SAR (interpolated) = 0.0992 W/kg

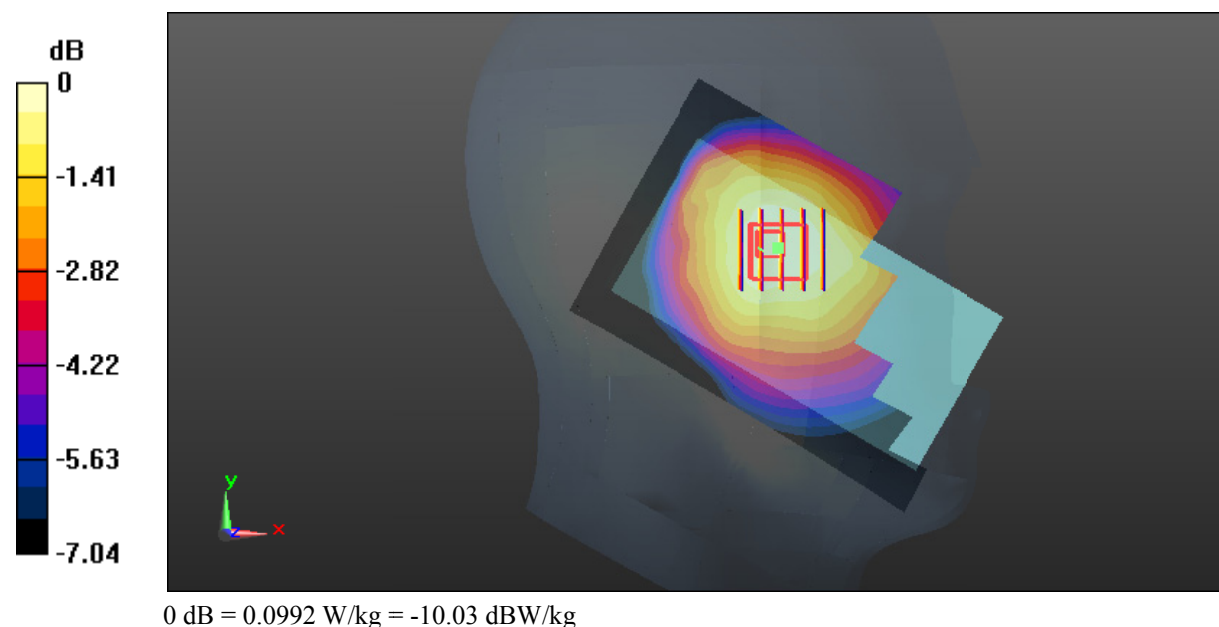
Zoom Scan (5x5x7)/Cube 0: Measurement grid: dx=8mm, dy=8mm, dz=5mm

Reference Value = 7.921 V/m; Power Drift = -0.11 dB

Peak SAR (extrapolated) = 0.108 W/kg

SAR(1 g) = 0.086 W/kg; SAR(10 g) = 0.069 W/kg

Maximum value of SAR (measured) = 0.0992 W/kg



Test Plot 3#: GSM 850_Head Right Cheek_Middle**DUT: Mobile Phone; Type: LS5518H; Serial: 18050800121**

Communication System: Generic GSM; Frequency: 836.6 MHz; Duty Cycle: 1:8
Medium parameters used: $f = 836.6$ MHz; $\sigma = 0.869$ S/m; $\epsilon_r = 42.308$; $\rho = 1000$ kg/m³ ;
Phantom section: Right Section

DASY5 Configuration:

- Probe: EX3DV4 - SN7431; ConvF(10.04, 10.04, 10.04); Calibrated: 2017/9/30;
- Sensor-Surface: 1.4mm (Mechanical Surface Detection)
- Electronics: DAE4 Sn772; Calibrated: 2017/10/9
- Phantom: Twin SAM; Type: Twin SAM V5.0; Serial: 1412
- Measurement SW: DASY52, Version 52.8 (8);

Area Scan (111x71x1): Interpolated grid: dx=1.500 mm, dy=1.500 mm

Maximum value of SAR (interpolated) = 0.215 W/kg

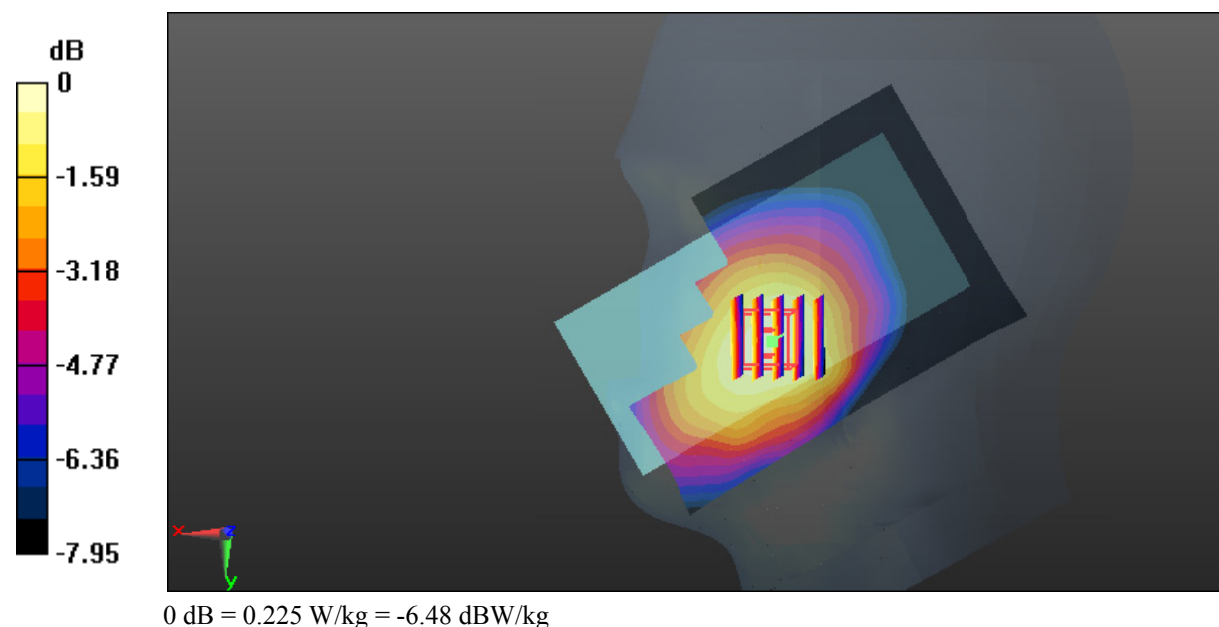
Zoom Scan (5x5x7)/Cube 0: Measurement grid: dx=8mm, dy=8mm, dz=5mm

Reference Value = 5.176 V/m; Power Drift = -0.16 dB

Peak SAR (extrapolated) = 0.247 W/kg

SAR(1 g) = 0.181 W/kg; SAR(10 g) = 0.137 W/kg

Maximum value of SAR (measured) = 0.225 W/kg



Test Plot 4#: GSM 850_Head Right Tilt_Middle**DUT: Mobile Phone; Type: LS5518H; Serial: 18050800121**

Communication System: Generic GSM; Frequency: 836.6 MHz; Duty Cycle: 1:8
Medium parameters used: $f = 836.6$ MHz; $\sigma = 0.869$ S/m; $\epsilon_r = 42.308$; $\rho = 1000$ kg/m³ ;
Phantom section: Right Section

DASY5 Configuration:

- Probe: EX3DV4 - SN7431; ConvF(10.04, 10.04, 10.04); Calibrated: 2017/9/30;
- Sensor-Surface: 1.4mm (Mechanical Surface Detection)
- Electronics: DAE4 Sn772; Calibrated: 2017/10/9
- Phantom: Twin SAM; Type: Twin SAM V5.0; Serial: 1412
- Measurement SW: DASY52, Version 52.8 (8);

Area Scan (111x71x1): Interpolated grid: dx=1.500 mm, dy=1.500 mm

Maximum value of SAR (interpolated) = 0.118 W/kg


Zoom Scan (5x5x7)/Cube 0: Measurement grid: dx=8mm, dy=8mm, dz=5mm

Reference Value = 8.526 V/m; Power Drift = -0.12 dB

Peak SAR (extrapolated) = 0.128 W/kg

SAR(1 g) = 0.100 W/kg; SAR(10 g) = 0.080 W/kg

Maximum value of SAR (measured) = 0.118 W/kg



Test Plot 5#: GSM 850_Body Worn Back_Middle**DUT: Mobile Phone; Type: LS5518H; Serial: 18050800121**

Communication System: Generic GSM; Frequency: 836.6 MHz; Duty Cycle: 1:8
Medium parameters used: $f = 836.6$ MHz; $\sigma = 0.954$ S/m; $\epsilon_r = 57.231$; $\rho = 1000$ kg/m³ ;
Phantom section: Right Section

DASY5 Configuration:

- Probe: EX3DV4 - SN7431; ConvF(10.11, 10.11, 10.11); Calibrated: 2017/9/30;
- Sensor-Surface: 1.4mm (Mechanical Surface Detection)
- Electronics: DAE4 Sn772; Calibrated: 2017/10/9
- Phantom: Triple Flat Phantom 5.1C; Type: QD 000 P51 CA; Serial: 1130
- Measurement SW: DASY52, Version 52.8 (8);

Area Scan (121x61x1): Interpolated grid: dx=1.500 mm, dy=1.500 mm

Maximum value of SAR (interpolated) = 0.342 W/kg


Zoom Scan (5x5x7)/Cube 0: Measurement grid: dx=8mm, dy=8mm, dz=5mm

Reference Value = 19.44 V/m; Power Drift = 0.10 dB

Peak SAR (extrapolated) = 0.388 W/kg

SAR(1 g) = 0.284 W/kg; SAR(10 g) = 0.214 W/kg

Maximum value of SAR (measured) = 0.352 W/kg



Test Plot 6#: GSM 850_Body Back_Middle**DUT: Mobile Phone; Type: LS5518H; Serial: 18050800121**

Communication System: Generic GPRS-2 slots; Frequency: 836.6 MHz; Duty Cycle: 1:4
Medium parameters used: $f = 836.6$ MHz; $\sigma = 0.954$ S/m; $\epsilon_r = 57.231$; $\rho = 1000$ kg/m³ ;
Phantom section: Right Section

DASY5 Configuration:

- Probe: EX3DV4 - SN7431; ConvF(10.11, 10.11, 10.11); Calibrated: 2017/9/30;
- Sensor-Surface: 1.4mm (Mechanical Surface Detection)
- Electronics: DAE4 Sn772; Calibrated: 2017/10/9
- Phantom: Triple Flat Phantom 5.1C; Type: QD 000 P51 CA; Serial: 1130
- Measurement SW: DASY52, Version 52.8 (8);

Area Scan (121x61x1): Interpolated grid: dx=1.500 mm, dy=1.500 mm

Maximum value of SAR (interpolated) = 0.443 W/kg


Zoom Scan (5x5x7)/Cube 0: Measurement grid: dx=8mm, dy=8mm, dz=5mm

Reference Value = 20.21 V/m; Power Drift = -0.06 dB

Peak SAR (extrapolated) = 0.477 W/kg

SAR(1 g) = 0.272 W/kg; SAR(10 g) = 0.163 W/kg

Maximum value of SAR (measured) = 0.386 W/kg



Test Plot 7#: GSM 850_Body Left_Middle**DUT: Mobile Phone; Type: LS5518H; Serial: 18050800121**

Communication System: Generic GPRS-2 slots; Frequency: 836.6 MHz; Duty Cycle: 1:4
Medium parameters used: $f = 836.6$ MHz; $\sigma = 0.954$ S/m; $\epsilon_r = 57.231$; $\rho = 1000$ kg/m³ ;
Phantom section: Right Section

DASY5 Configuration:

- Probe: EX3DV4 - SN7431; ConvF(10.11, 10.11, 10.11); Calibrated: 2017/9/30;
- Sensor-Surface: 1.4mm (Mechanical Surface Detection)
- Electronics: DAE4 Sn772; Calibrated: 2017/10/9
- Phantom: Triple Flat Phantom 5.1C; Type: QD 000 P51 CA; Serial: 1130
- Measurement SW: DASY52, Version 52.8 (8);

Area Scan (121x41x1): Interpolated grid: dx=1.500 mm, dy=1.500 mm

Maximum value of SAR (interpolated) = 0.193 W/kg


Zoom Scan (5x5x7)/Cube 0: Measurement grid: dx=8mm, dy=8mm, dz=5mm

Reference Value = 13.56 V/m; Power Drift = -0.07 dB

Peak SAR (extrapolated) = 0.210 W/kg

SAR(1 g) = 0.146 W/kg; SAR(10 g) = 0.102 W/kg

Maximum value of SAR (measured) = 0.186 W/kg



Test Plot 8#: GSM 850_Body Right_Middle**DUT: Mobile Phone; Type: LS5518H; Serial: 18050800121**

Communication System: Generic GPRS-2 slots; Frequency: 836.6 MHz; Duty Cycle: 1:4
Medium parameters used: $f = 836.6$ MHz; $\sigma = 0.954$ S/m; $\epsilon_r = 57.231$; $\rho = 1000$ kg/m³ ;
Phantom section: Right Section

DASY5 Configuration:

- Probe: EX3DV4 - SN7431; ConvF(10.11, 10.11, 10.11); Calibrated: 2017/9/30;
- Sensor-Surface: 1.4mm (Mechanical Surface Detection)
- Electronics: DAE4 Sn772; Calibrated: 2017/10/9
- Phantom: Triple Flat Phantom 5.1C; Type: QD 000 P51 CA; Serial: 1130
- Measurement SW: DASY52, Version 52.8 (8);

Area Scan (121x41x1): Interpolated grid: dx=1.500 mm, dy=1.500 mm

Maximum value of SAR (interpolated) = 0.345 W/kg


Zoom Scan (5x5x7)/Cube 0: Measurement grid: dx=8mm, dy=8mm, dz=5mm

Reference Value = 19.15 V/m; Power Drift = -0.03 dB

Peak SAR (extrapolated) = 0.379 W/kg

SAR(1 g) = 0.260 W/kg; SAR(10 g) = 0.180 W/kg

Maximum value of SAR (measured) = 0.335 W/kg



Test Plot 9#: GSM 850_Body Bottom_Middle**DUT: Mobile Phone; Type: LS5518H; Serial: 18050800121**

Communication System: Generic GPRS-2 slots; Frequency: 836.6 MHz; Duty Cycle: 1:4
Medium parameters used: $f = 836.6$ MHz; $\sigma = 0.954$ S/m; $\epsilon_r = 57.231$; $\rho = 1000$ kg/m³ ;
Phantom section: Right Section

DASY5 Configuration:

- Probe: EX3DV4 - SN7431; ConvF(10.11, 10.11, 10.11); Calibrated: 2017/9/30;
- Sensor-Surface: 1.4mm (Mechanical Surface Detection)
- Electronics: DAE4 Sn772; Calibrated: 2017/10/9
- Phantom: Triple Flat Phantom 5.1C; Type: QD 000 P51 CA; Serial: 1130
- Measurement SW: DASY52, Version 52.8 (8);

Area Scan (51x61x1): Interpolated grid: dx=1.500 mm, dy=1.500 mm

Maximum value of SAR (interpolated) = 0.134 W/kg


Zoom Scan (6x6x7)/Cube 0: Measurement grid: dx=8mm, dy=8mm, dz=5mm

Reference Value = 12.37 V/m; Power Drift = -0.07 dB

Peak SAR (extrapolated) = 0.171 W/kg

SAR(1 g) = 0.087 W/kg; SAR(10 g) = 0.049 W/kg

Maximum value of SAR (measured) = 0.135 W/kg



Test Plot 10#: GSM 1900_Head Left Cheek_Middle**DUT: Mobile Phone; Type: LS5518H; Serial: 18050800121**

Communication System: Generic GSM; Frequency: 1880 MHz; Duty Cycle: 1:8
Medium parameters used: $f = 1880$ MHz; $\sigma = 1.369$ S/m; $\epsilon_r = 40.368$; $\rho = 1000$ kg/m³ ;
Phantom section: Left Section

DASY5 Configuration:

- Probe: EX3DV4 - SN7431; ConvF(8.24, 8.24, 8.24); Calibrated: 2017/9/30;
- Sensor-Surface: 1.4mm (Mechanical Surface Detection)
- Electronics: DAE4 Sn772; Calibrated: 2017/10/9
- Phantom: Twin SAM; Type: Twin SAM V5.0; Serial: 1412
- Measurement SW: DASY52, Version 52.8 (8);

Area Scan (111x71x1): Interpolated grid: dx=1.500 mm, dy=1.500 mm

Maximum value of SAR (interpolated) = 0.170 W/kg

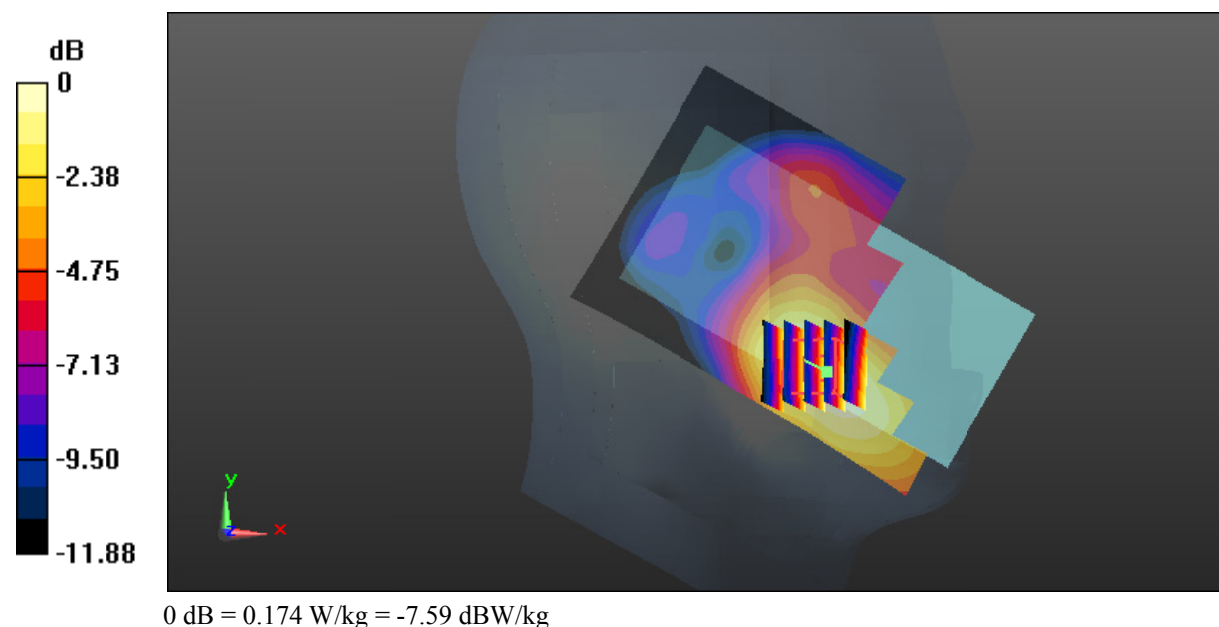
Zoom Scan (5x5x7)/Cube 0: Measurement grid: dx=8mm, dy=8mm, dz=5mm

Reference Value = 4.284 V/m; Power Drift = 0.14 dB

Peak SAR (extrapolated) = 0.205 W/kg

SAR(1 g) = 0.126 W/kg; SAR(10 g) = 0.079 W/kg

Maximum value of SAR (measured) = 0.174 W/kg



Test Plot 11#: GSM 1900_Head Left Tilt_Middle**DUT: Mobile Phone; Type: LS5518H; Serial: 18050800121**

Communication System: Generic GSM; Frequency: 1880 MHz; Duty Cycle: 1:8
Medium parameters used: $f = 1880$ MHz; $\sigma = 1.369$ S/m; $\epsilon_r = 40.368$; $\rho = 1000$ kg/m³ ;
Phantom section: Left Section

DASY5 Configuration:

- Probe: EX3DV4 - SN7431; ConvF(8.24, 8.24, 8.24); Calibrated: 2017/9/30;
- Sensor-Surface: 1.4mm (Mechanical Surface Detection)
- Electronics: DAE4 Sn772; Calibrated: 2017/10/9
- Phantom: Twin SAM; Type: Twin SAM V5.0; Serial: 1412
- Measurement SW: DASY52, Version 52.8 (8);

Area Scan (111x71x1): Interpolated grid: dx=1.500 mm, dy=1.500 mm

Maximum value of SAR (interpolated) = 0.0609 W/kg

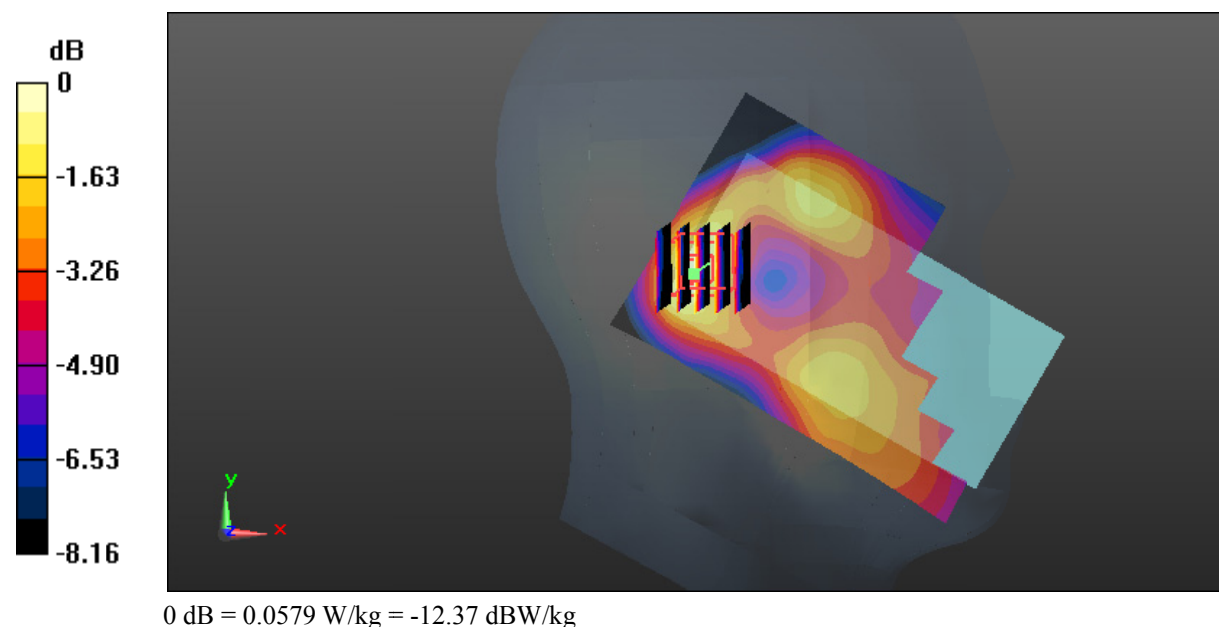
Zoom Scan (5x5x7)/Cube 0: Measurement grid: dx=8mm, dy=8mm, dz=5mm

Reference Value = 6.099 V/m; Power Drift = -0.19 dB

Peak SAR (extrapolated) = 0.0700 W/kg

SAR(1 g) = 0.040 W/kg; SAR(10 g) = 0.024 W/kg

Maximum value of SAR (measured) = 0.0579 W/kg



Test Plot 12#: GSM 1900_Head Right Cheek_Middle**DUT: Mobile Phone; Type: LS5518H; Serial: 18050800121**

Communication System: Generic GSM; Frequency: 1880 MHz; Duty Cycle: 1:8
Medium parameters used: $f = 1880$ MHz; $\sigma = 1.369$ S/m; $\epsilon_r = 40.368$; $\rho = 1000$ kg/m³ ;
Phantom section: Right Section

DASY5 Configuration:

- Probe: EX3DV4 - SN7431; ConvF(8.24, 8.24, 8.24); Calibrated: 2017/9/30;
- Sensor-Surface: 1.4mm (Mechanical Surface Detection)
- Electronics: DAE4 Sn772; Calibrated: 2017/10/9
- Phantom: Twin SAM; Type: Twin SAM V5.0; Serial: 1412
- Measurement SW: DASY52, Version 52.8 (8);

Area Scan (111x71x1): Interpolated grid: dx=1.500 mm, dy=1.500 mm

Maximum value of SAR (interpolated) = 0.150 W/kg

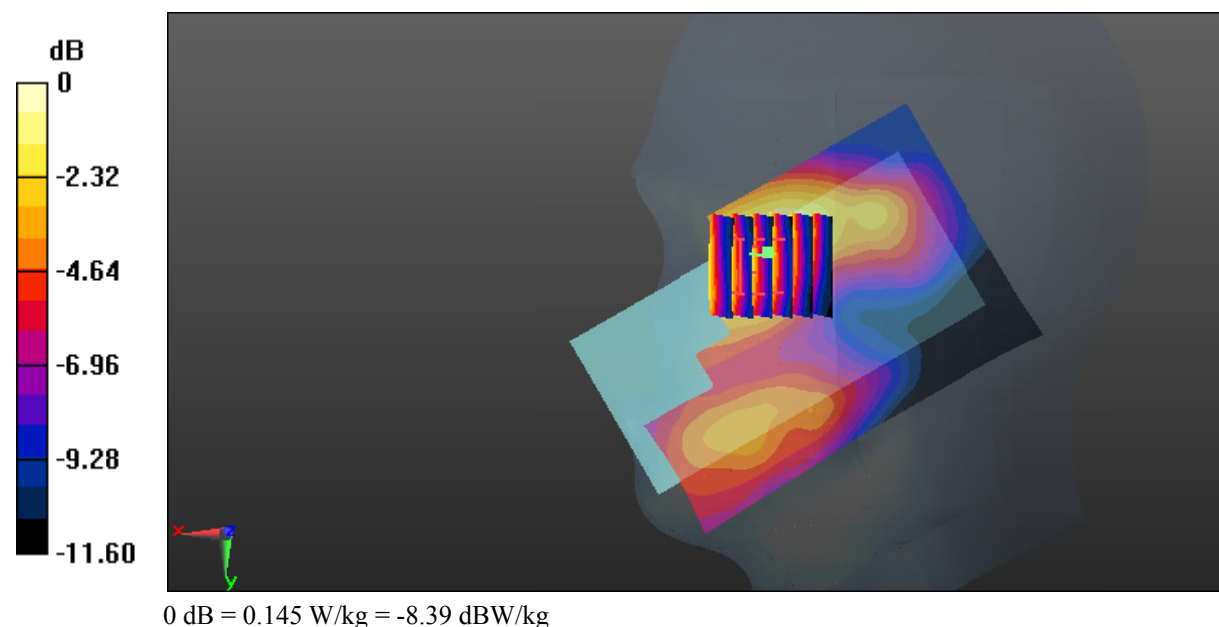
Zoom Scan (6x6x7)/Cube 0: Measurement grid: dx=8mm, dy=8mm, dz=5mm

Reference Value = 5.281 V/m; Power Drift = -0.05 dB

Peak SAR (extrapolated) = 0.172 W/kg

SAR(1 g) = 0.101 W/kg; SAR(10 g) = 0.063 W/kg

Maximum value of SAR (measured) = 0.145 W/kg



Test Plot 13#: GSM 1900_Head Right Tilt_Middle**DUT: Mobile Phone; Type: LS5518H; Serial: 18050800121**

Communication System: Generic GSM; Frequency: 1880 MHz; Duty Cycle: 1:8
Medium parameters used: $f = 1880$ MHz; $\sigma = 1.369$ S/m; $\epsilon_r = 40.368$; $\rho = 1000$ kg/m³ ;
Phantom section: Right Section

DASY5 Configuration:

- Probe: EX3DV4 - SN7431; ConvF(8.24, 8.24, 8.24); Calibrated: 2017/9/30;
- Sensor-Surface: 1.4mm (Mechanical Surface Detection)
- Electronics: DAE4 Sn772; Calibrated: 2017/10/9
- Phantom: Twin SAM; Type: Twin SAM V5.0; Serial: 1412
- Measurement SW: DASY52, Version 52.8 (8);

Area Scan (111x71x1): Interpolated grid: dx=1.500 mm, dy=1.500 mm

Maximum value of SAR (interpolated) = 0.072 W/kg

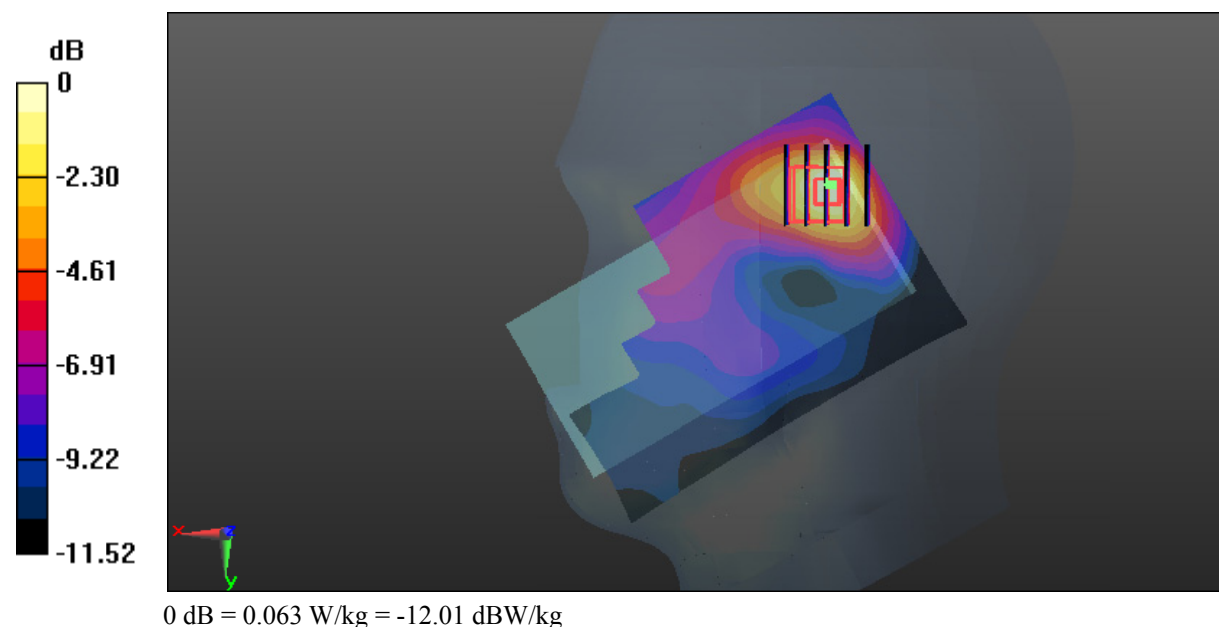
Zoom Scan (5x5x7)/Cube 0: Measurement grid: dx=8mm, dy=8mm, dz=5mm

Reference Value = 3.102 V/m; Power Drift = 0.03 dB

Peak SAR (extrapolated) = 0.081 W/kg

SAR(1 g) = 0.038 W/kg; SAR(10 g) = 0.021 W/kg

Maximum value of SAR (measured) = 0.063 W/kg



Test Plot 14#: GSM 1900_Body Worn Back_Middle**DUT: Mobile Phone; Type: LS5518H; Serial: 18050800121**

Communication System: Generic GSM; Frequency: 1880 MHz; Duty Cycle: 1:8
Medium parameters used: $f = 1880$ MHz; $\sigma = 1.492$ S/m; $\epsilon_r = 54.329$; $\rho = 1000$ kg/m³ ;
Phantom section: Left Section

DASY5 Configuration:

- Probe: EX3DV4 - SN7431; ConvF(8, 8, 8); Calibrated: 2017/9/30;
- Sensor-Surface: 1.4mm (Mechanical Surface Detection)
- Electronics: DAE4 Sn772; Calibrated: 2017/10/9
- Phantom: Triple Flat Phantom 5.1C; Type: QD 000 P51 CA; Serial: 1130
- Measurement SW: DASY52, Version 52.8 (8);

Area Scan (121x61x1): Interpolated grid: dx=1.500 mm, dy=1.500 mm

Maximum value of SAR (interpolated) = 0.447 W/kg

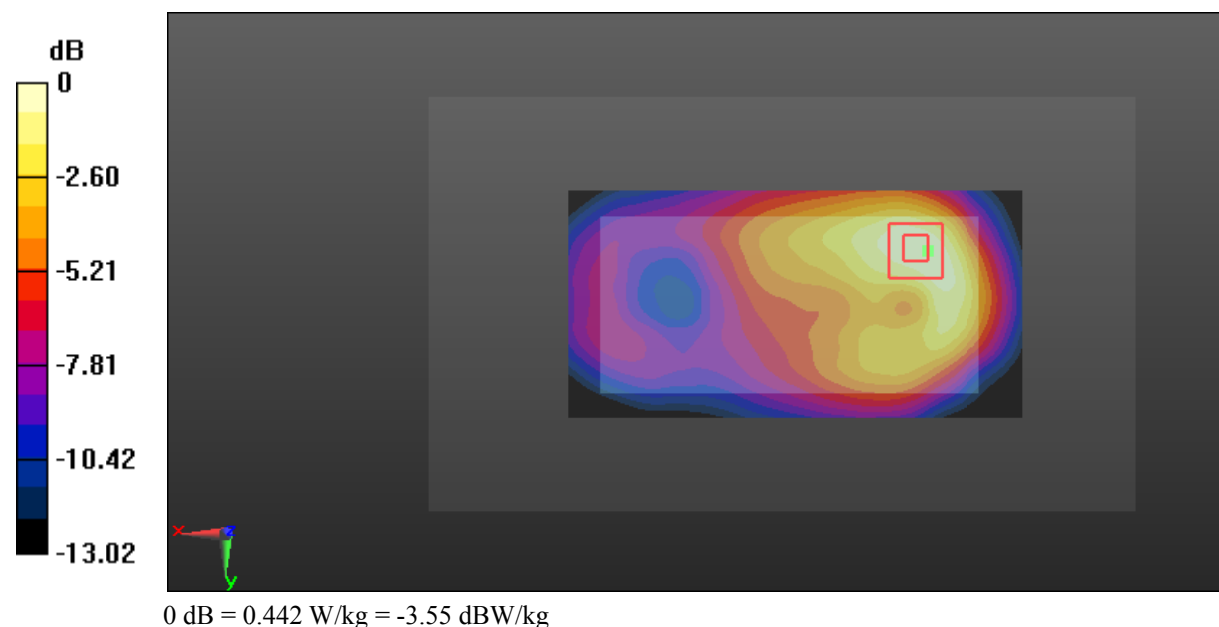
Zoom Scan (6x6x7)/Cube 0: Measurement grid: dx=8mm, dy=8mm, dz=5mm

Reference Value = 9.516 V/m; Power Drift = 0.10 dB

Peak SAR (extrapolated) = 0.546 W/kg

SAR(1 g) = 0.296 W/kg; SAR(10 g) = 0.166 W/kg

Maximum value of SAR (measured) = 0.442 W/kg



Test Plot 15#: GSM 1900_Body Back_Middle**DUT: Mobile Phone; Type: LS5518H; Serial: 18050800121**

Communication System: Generic GPRS-3 slots; Frequency: 1880 MHz; Duty Cycle: 1:2.66
Medium parameters used: $f = 1880$ MHz; $\sigma = 1.492$ S/m; $\epsilon_r = 54.329$; $\rho = 1000$ kg/m³ ;
Phantom section: Left Section

DASY5 Configuration:

- Probe: EX3DV4 - SN7431; ConvF(8, 8, 8); Calibrated: 2017/9/30;
- Sensor-Surface: 1.4mm (Mechanical Surface Detection)
- Electronics: DAE4 Sn772; Calibrated: 2017/10/9
- Phantom: Triple Flat Phantom 5.1C; Type: QD 000 P51 CA; Serial: 1130
- Measurement SW: DASY52, Version 52.8 (8);

Area Scan (121x61x1): Interpolated grid: dx=1.500 mm, dy=1.500 mm

Maximum value of SAR (interpolated) = 0.493 W/kg

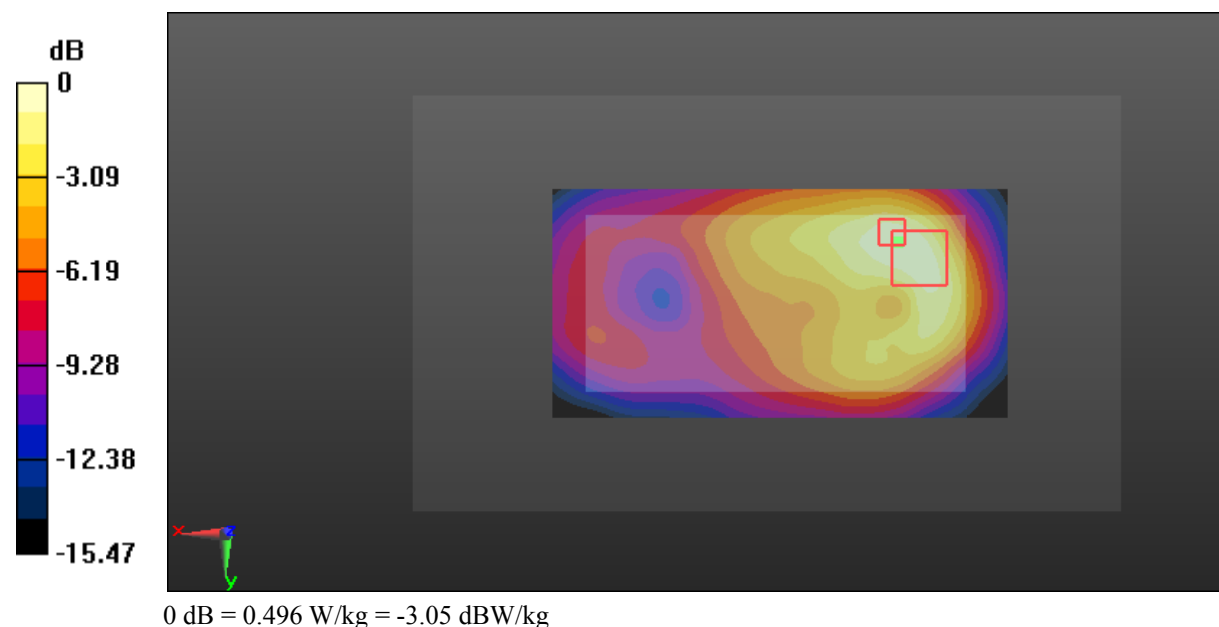
Zoom Scan (6x6x7)/Cube 0: Measurement grid: dx=8mm, dy=8mm, dz=5mm

Reference Value = 10.08 V/m; Power Drift = 0.14 dB

Peak SAR (extrapolated) = 0.946 W/kg

SAR(1 g) = 0.362 W/kg; SAR(10 g) = 0.180 W/kg

Maximum value of SAR (measured) = 0.496 W/kg



Test Plot 16#: GSM 1900_Body Left_Middle**DUT: Mobile Phone; Type: LS5518H; Serial: 18050800121**

Communication System: Generic GPRS-3 slots; Frequency: 1880 MHz; Duty Cycle: 1:2.66
Medium parameters used: $f = 1880$ MHz; $\sigma = 1.492$ S/m; $\epsilon_r = 54.329$; $\rho = 1000$ kg/m³ ;
Phantom section: Left Section

DASY5 Configuration:

- Probe: EX3DV4 - SN7431; ConvF(8, 8, 8); Calibrated: 2017/9/30;
- Sensor-Surface: 1.4mm (Mechanical Surface Detection)
- Electronics: DAE4 Sn772; Calibrated: 2017/10/9
- Phantom: Triple Flat Phantom 5.1C; Type: QD 000 P51 CA; Serial: 1130
- Measurement SW: DASY52, Version 52.8 (8);

Area Scan (121x41x1): Interpolated grid: dx=1.500 mm, dy=1.500 mm

Maximum value of SAR (interpolated) = 0.362 W/kg


Zoom Scan (5x5x7)/Cube 0: Measurement grid: dx=8mm, dy=8mm, dz=5mm

Reference Value = 15.53 V/m; Power Drift = -0.02 dB

Peak SAR (extrapolated) = 0.404 W/kg

SAR(1 g) = 0.288 W/kg; SAR(10 g) = 0.209 W/kg

Maximum value of SAR (measured) = 0.363 W/kg



Test Plot 17#: GSM 1900_Body Right_Middle**DUT: Mobile Phone; Type: LS5518H; Serial: 18050800121**

Communication System: Generic GPRS-3 slots; Frequency: 1880 MHz; Duty Cycle: 1:2.66
Medium parameters used: $f = 1880$ MHz; $\sigma = 1.492$ S/m; $\epsilon_r = 54.329$; $\rho = 1000$ kg/m³ ;
Phantom section: Left Section

DASY5 Configuration:

- Probe: EX3DV4 - SN7431; ConvF(8, 8, 8); Calibrated: 2017/9/30;
- Sensor-Surface: 1.4mm (Mechanical Surface Detection)
- Electronics: DAE4 Sn772; Calibrated: 2017/10/9
- Phantom: Triple Flat Phantom 5.1C; Type: QD 000 P51 CA; Serial: 1130
- Measurement SW: DASY52, Version 52.8 (8);

Area Scan (121x41x1): Interpolated grid: dx=1.500 mm, dy=1.500 mm

Maximum value of SAR (interpolated) = 0.471 W/kg


Zoom Scan (5x5x7)/Cube 0: Measurement grid: dx=8mm, dy=8mm, dz=5mm

Reference Value = 18.30 V/m; Power Drift = -0.04 dB

Peak SAR (extrapolated) = 0.529 W/kg

SAR(1 g) = 0.377 W/kg; SAR(10 g) = 0.275 W/kg

Maximum value of SAR (measured) = 0.476 W/kg



Test Plot 18#: GSM 1900_Body Bottom_Middle**DUT: Mobile Phone; Type: LS5518H; Serial: 18050800121**

Communication System: Generic GPRS-3 slots; Frequency: 1880 MHz; Duty Cycle: 1:2.66
Medium parameters used: $f = 1880$ MHz; $\sigma = 1.492$ S/m; $\epsilon_r = 54.329$; $\rho = 1000$ kg/m³ ;
Phantom section: Left Section

DASY5 Configuration:

- Probe: EX3DV4 - SN7431; ConvF(8, 8, 8); Calibrated: 2017/9/30;
- Sensor-Surface: 1.4mm (Mechanical Surface Detection)
- Electronics: DAE4 Sn772; Calibrated: 2017/10/9
- Phantom: Triple Flat Phantom 5.1C; Type: QD 000 P51 CA; Serial: 1130
- Measurement SW: DASY52, Version 52.8 (8);

Area Scan (51x61x1): Interpolated grid: dx=1.500 mm, dy=1.500 mm

Maximum value of SAR (interpolated) = 0.404 W/kg


Zoom Scan (5x5x7)/Cube 0: Measurement grid: dx=8mm, dy=8mm, dz=5mm

Reference Value = 14.05 V/m; Power Drift = -0.14 dB

Peak SAR (extrapolated) = 0.558 W/kg

SAR(1 g) = 0.245 W/kg; SAR(10 g) = 0.129 W/kg

Maximum value of SAR (measured) = 0.418 W/kg



Test Plot 19#: WCDMA Band 2_Head Left Cheek_Middle**DUT: Mobile Phone; Type: LS5518H; Serial: 18050800121**

Communication System: Generic WCDMA; Frequency: 1880 MHz; Duty Cycle: 1:1
Medium parameters used: $f = 1880$ MHz; $\sigma = 1.369$ S/m; $\epsilon_r = 40.368$; $\rho = 1000$ kg/m³ ;
Phantom section: Left Section

DASY5 Configuration:

- Probe: EX3DV4 - SN7431; ConvF(8.24, 8.24, 8.24); Calibrated: 2017/9/30;
- Sensor-Surface: 1.4mm (Mechanical Surface Detection)
- Electronics: DAE4 Sn772; Calibrated: 2017/10/9
- Phantom: Twin SAM; Type: Twin SAM V5.0; Serial: 1412
- Measurement SW: DASY52, Version 52.8 (8);

Area Scan (111x71x1): Interpolated grid: dx=1.500 mm, dy=1.500 mm

Maximum value of SAR (interpolated) = 0.299 W/kg

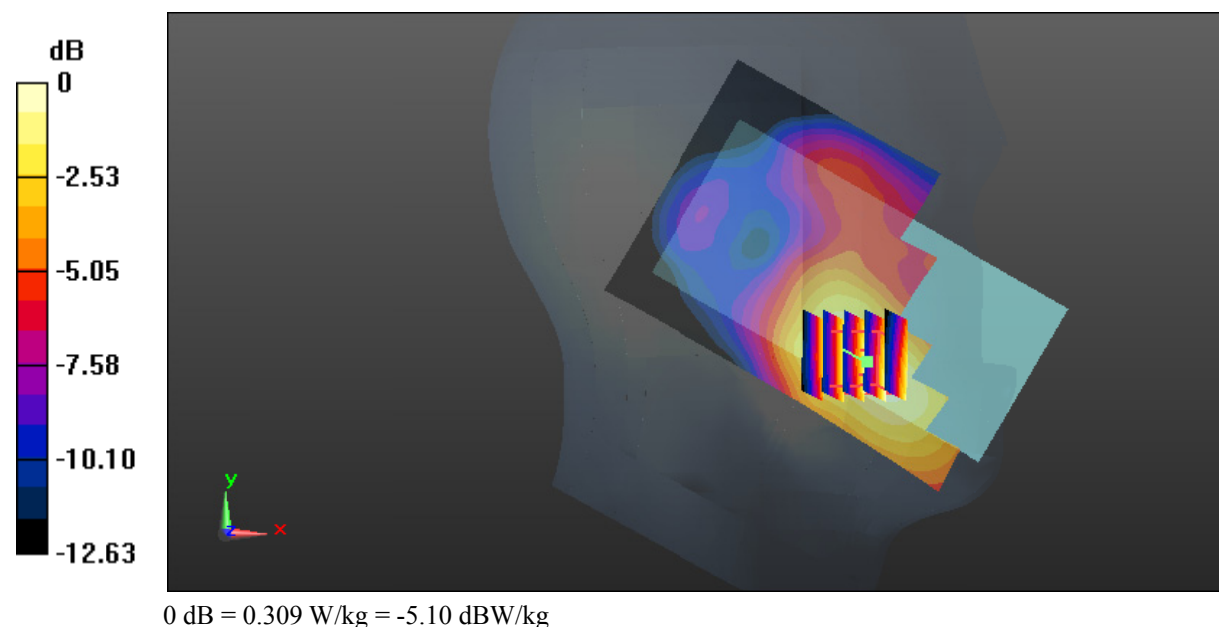
Zoom Scan (5x5x7)/Cube 0: Measurement grid: dx=8mm, dy=8mm, dz=5mm

Reference Value = 6.186 V/m; Power Drift = 0.07 dB

Peak SAR (extrapolated) = 0.366 W/kg

SAR(1 g) = 0.223 W/kg; SAR(10 g) = 0.139 W/kg

Maximum value of SAR (measured) = 0.309 W/kg



Test Plot 20#: WCDMA Band 2_Head Left Tilt_Middle**DUT: Mobile Phone; Type: LS5518H; Serial: 18050800121**

Communication System: Generic WCDMA; Frequency: 1880 MHz; Duty Cycle: 1:1
Medium parameters used: $f = 1880$ MHz; $\sigma = 1.369$ S/m; $\epsilon_r = 40.368$; $\rho = 1000$ kg/m³ ;
Phantom section: Left Section

DASY5 Configuration:

- Probe: EX3DV4 - SN7431; ConvF(8.24, 8.24, 8.24); Calibrated: 2017/9/30;
- Sensor-Surface: 1.4mm (Mechanical Surface Detection)
- Electronics: DAE4 Sn772; Calibrated: 2017/10/9
- Phantom: Twin SAM; Type: Twin SAM V5.0; Serial: 1412
- Measurement SW: DASY52, Version 52.8 (8);

Area Scan (111x71x1): Interpolated grid: dx=1.500 mm, dy=1.500 mm

Maximum value of SAR (interpolated) = 0.103 W/kg

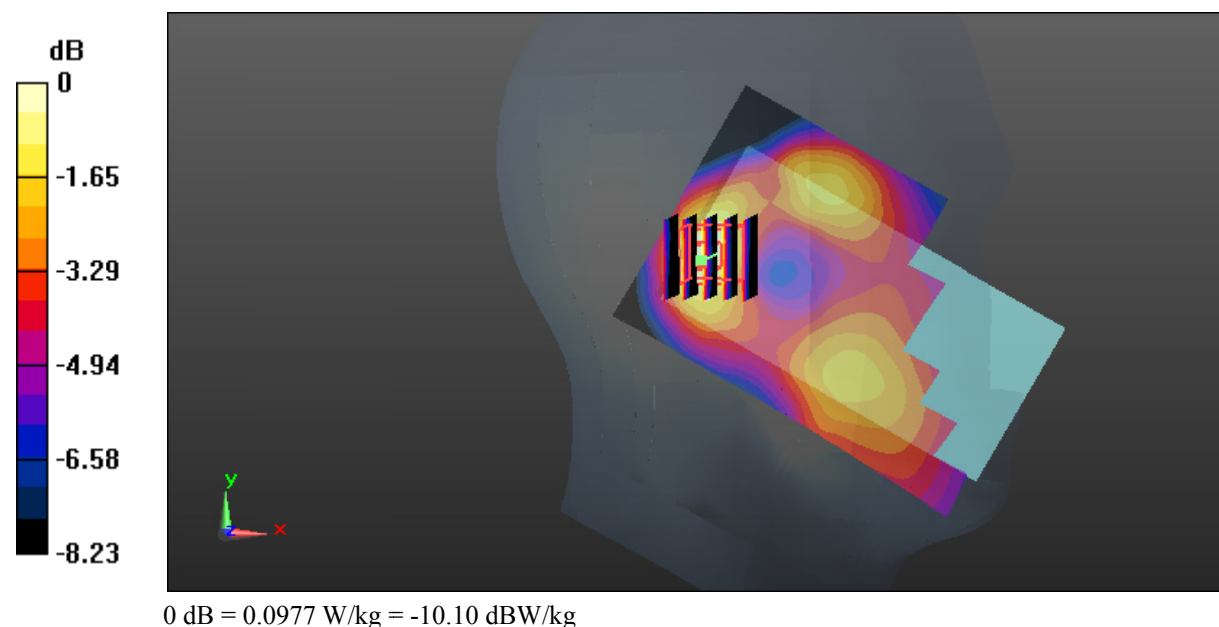
Zoom Scan (5x5x7)/Cube 0: Measurement grid: dx=8mm, dy=8mm, dz=5mm

Reference Value = 8.344 V/m; Power Drift = -0.11 dB

Peak SAR (extrapolated) = 0.117 W/kg

SAR(1 g) = 0.067 W/kg; SAR(10 g) = 0.040 W/kg

Maximum value of SAR (measured) = 0.0977 W/kg



Test Plot 21#: WCDMA Band 2_Head Right Cheek_Middle**DUT: Mobile Phone; Type: LS5518H; Serial: 18050800121**

Communication System: Generic WCDMA; Frequency: 1880 MHz; Duty Cycle: 1:1
Medium parameters used: $f = 1880$ MHz; $\sigma = 1.369$ S/m; $\epsilon_r = 40.368$; $\rho = 1000$ kg/m³ ;
Phantom section: Right Section

DASY5 Configuration:

- Probe: EX3DV4 - SN7431; ConvF(8.24, 8.24, 8.24); Calibrated: 2017/9/30;
- Sensor-Surface: 1.4mm (Mechanical Surface Detection)
- Electronics: DAE4 Sn772; Calibrated: 2017/10/9
- Phantom: Twin SAM; Type: Twin SAM V5.0; Serial: 1412
- Measurement SW: DASY52, Version 52.8 (8);

Area Scan (111x71x1): Interpolated grid: dx=1.500 mm, dy=1.500 mm

Maximum value of SAR (interpolated) = 0.215 W/kg

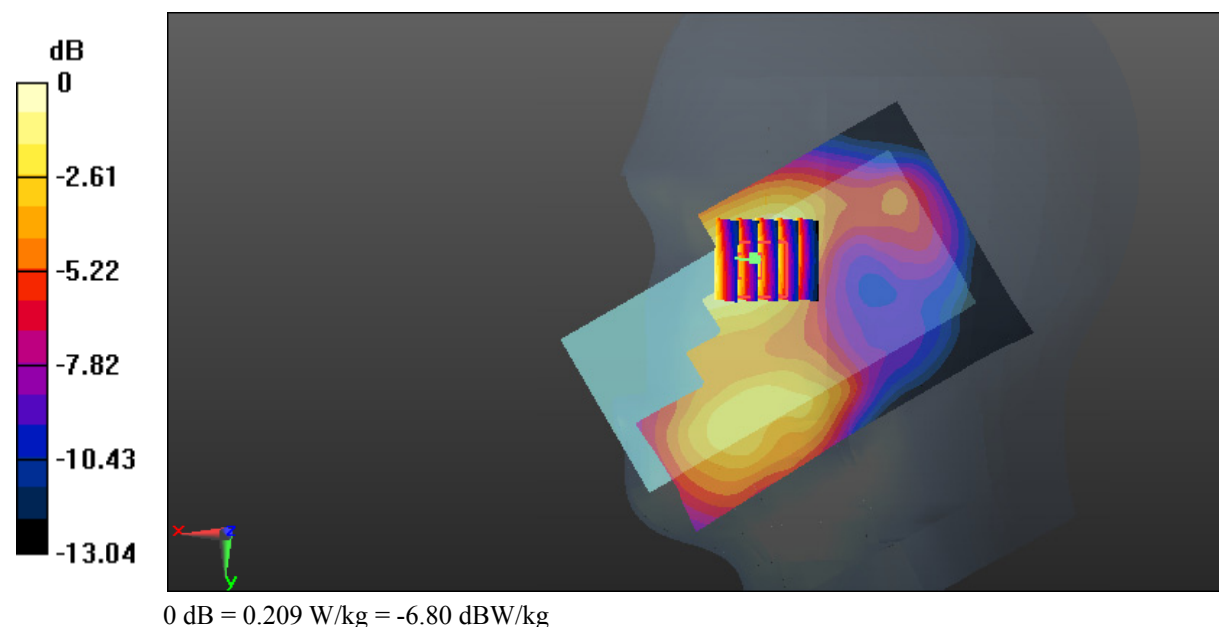
Zoom Scan (5x5x7)/Cube 0: Measurement grid: dx=8mm, dy=8mm, dz=5mm

Reference Value = 6.460 V/m; Power Drift = -0.08 dB

Peak SAR (extrapolated) = 0.247 W/kg

SAR(1 g) = 0.151 W/kg; SAR(10 g) = 0.095 W/kg

Maximum value of SAR (measured) = 0.209 W/kg



Test Plot 22#: WCDMA Band 2_Head Right Tilt_Middle**DUT: Mobile Phone; Type: LS5518H; Serial: 18050800121**

Communication System: Generic WCDMA; Frequency: 1880 MHz; Duty Cycle: 1:1
Medium parameters used: $f = 1880$ MHz; $\sigma = 1.369$ S/m; $\epsilon_r = 40.368$; $\rho = 1000$ kg/m³ ;
Phantom section: Right Section

DASY5 Configuration:

- Probe: EX3DV4 - SN7431; ConvF(8.24, 8.24, 8.24); Calibrated: 2017/9/30;
- Sensor-Surface: 1.4mm (Mechanical Surface Detection)
- Electronics: DAE4 Sn772; Calibrated: 2017/10/9
- Phantom: Twin SAM; Type: Twin SAM V5.0; Serial: 1412
- Measurement SW: DASY52, Version 52.8 (8);

Area Scan (111x71x1): Interpolated grid: dx=1.500 mm, dy=1.500 mm

Maximum value of SAR (interpolated) = 0.106 W/kg

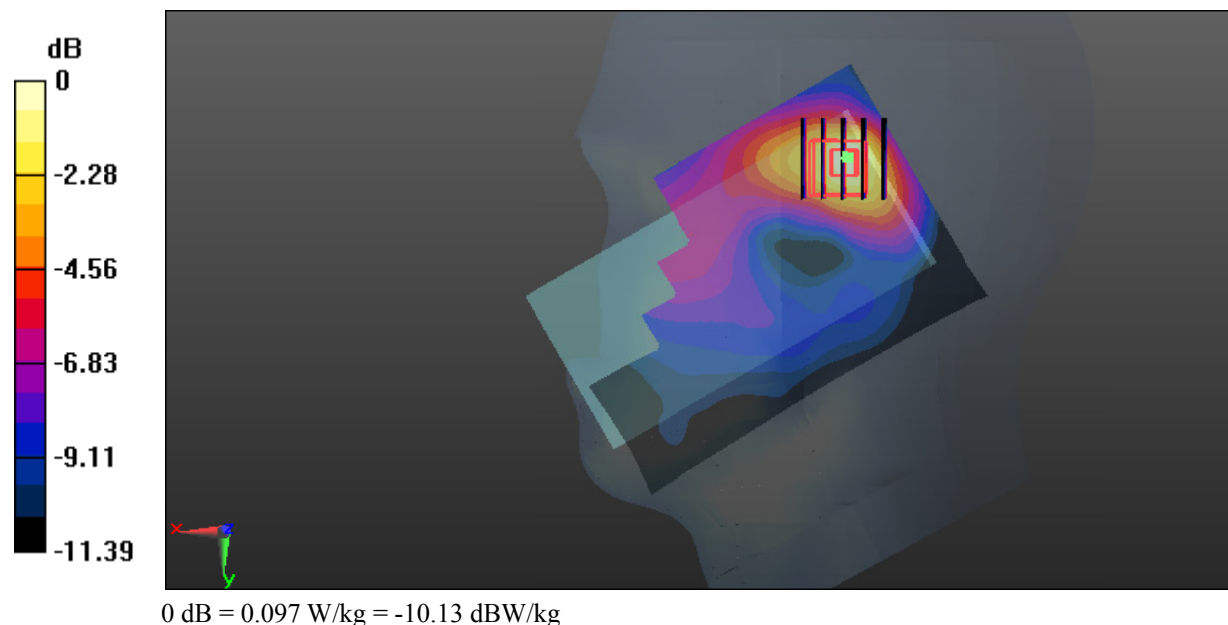
Zoom Scan (5x5x7)/Cube 0: Measurement grid: dx=8mm, dy=8mm, dz=5mm

Reference Value = 4.995 V/m; Power Drift = 0.12 dB

Peak SAR (extrapolated) = 0.127 W/kg

SAR(1 g) = 0.059 W/kg; SAR(10 g) = 0.032 W/kg

Maximum value of SAR (measured) = 0.097 W/kg



Test Plot 23#: WCDMA Band 2_Body Back_Middle

DUT: Mobile Phone; Type: LS5518H; Serial: 18050800121


Communication System: Generic WCDMA; Frequency: 1880 MHz;Duty Cycle: 1:1
 Medium parameters used: $f = 1880 \text{ MHz}$; $\sigma = 1.492 \text{ S/m}$; $\epsilon_r = 54.329$; $\rho = 1000 \text{ kg/m}^3$;
 Phantom section: Left Section

DASY5 Configuration:

- Probe: EX3DV4 - SN7431; ConvF(8, 8, 8); Calibrated: 2017/9/30;
- Sensor-Surface: 1.4mm (Mechanical Surface Detection)
- Electronics: DAE4 Sn772;Calibrated: 2017/10/9
- Phantom: Triple Flat Phantom 5.1C; Type: QD 000 P51 CA; Serial: 1130
- Measurement SW: DASY52, Version 52.8 (8);

Area Scan (121x61x1): Interpolated grid: $dx=1.500 \text{ mm}$, $dy=1.500 \text{ mm}$
 Maximum value of SAR (interpolated) = 0.842 W/kg

Zoom Scan (5x5x7)/Cube 0: Measurement grid: $dx=8\text{mm}$, $dy=8\text{mm}$, $dz=5\text{mm}$
 Reference Value = 12.66 V/m ; Power Drift = 0.06 dB
 Peak SAR (extrapolated) = 1.02 W/kg
SAR(1 g) = 0.551 W/kg ; SAR(10 g) = 0.307 W/kg
 Maximum value of SAR (measured) = 0.830 W/kg



Test Plot 24#: WCDMA Band 2_Body Left_Middle**DUT: Mobile Phone; Type: LS5518H; Serial: 18050800121**

Communication System: Generic WCDMA; Frequency: 1880 MHz; Duty Cycle: 1:1
Medium parameters used: $f = 1880$ MHz; $\sigma = 1.492$ S/m; $\epsilon_r = 54.329$; $\rho = 1000$ kg/m³ ;
Phantom section: Left Section

DASY5 Configuration:

- Probe: EX3DV4 - SN7431; ConvF(8, 8, 8); Calibrated: 2017/9/30;
- Sensor-Surface: 1.4mm (Mechanical Surface Detection)
- Electronics: DAE4 Sn772; Calibrated: 2017/10/9
- Phantom: Triple Flat Phantom 5.1C; Type: QD 000 P51 CA; Serial: 1130
- Measurement SW: DASY52, Version 52.8 (8);

Area Scan (121x41x1): Interpolated grid: dx=1.500 mm, dy=1.500 mm

Maximum value of SAR (interpolated) = 0.254 W/kg


Zoom Scan (5x5x7)/Cube 0: Measurement grid: dx=8mm, dy=8mm, dz=5mm

Reference Value = 9.789 V/m; Power Drift = 0.16 dB

Peak SAR (extrapolated) = 0.347 W/kg

SAR(1 g) = 0.191 W/kg; SAR(10 g) = 0.106 W/kg

Maximum value of SAR (measured) = 0.281 W/kg



Test Plot 25#: WCDMA Band 2_Body Right_Middle**DUT: Mobile Phone; Type: LS5518H; Serial: 18050800121**

Communication System: Generic WCDMA; Frequency: 1880 MHz; Duty Cycle: 1:1
Medium parameters used: $f = 1880$ MHz; $\sigma = 1.492$ S/m; $\epsilon_r = 54.329$; $\rho = 1000$ kg/m³ ;
Phantom section: Left Section

DASY5 Configuration:

- Probe: EX3DV4 - SN7431; ConvF(8, 8, 8); Calibrated: 2017/9/30;
- Sensor-Surface: 1.4mm (Mechanical Surface Detection)
- Electronics: DAE4 Sn772; Calibrated: 2017/10/9
- Phantom: Triple Flat Phantom 5.1C; Type: QD 000 P51 CA; Serial: 1130
- Measurement SW: DASY52, Version 52.8 (8);

Area Scan (121x41x1): Interpolated grid: dx=1.500 mm, dy=1.500 mm

Maximum value of SAR (interpolated) = 0.487 W/kg


Zoom Scan (5x5x7)/Cube 0: Measurement grid: dx=8mm, dy=8mm, dz=5mm

Reference Value = 13.55 V/m; Power Drift = 0.13 dB

Peak SAR (extrapolated) = 0.581 W/kg

SAR(1 g) = 0.317 W/kg; SAR(10 g) = 0.178 W/kg

Maximum value of SAR (measured) = 0.482 W/kg



Test Plot 26#: WCDMA Band 2_Body Bottom_Middle**DUT: Mobile Phone; Type: LS5518H; Serial: 18050800121**

Communication System: Generic WCDMA; Frequency: 1880 MHz; Duty Cycle: 1:1
Medium parameters used: $f = 1880$ MHz; $\sigma = 1.492$ S/m; $\epsilon_r = 54.329$; $\rho = 1000$ kg/m³ ;
Phantom section: Left Section

DASY5 Configuration:

- Probe: EX3DV4 - SN7431; ConvF(8, 8, 8); Calibrated: 2017/9/30;
- Sensor-Surface: 1.4mm (Mechanical Surface Detection)
- Electronics: DAE4 Sn772; Calibrated: 2017/10/9
- Phantom: Triple Flat Phantom 5.1C; Type: QD 000 P51 CA; Serial: 1130
- Measurement SW: DASY52, Version 52.8 (8);

Area Scan (51x61x1): Interpolated grid: dx=1.500 mm, dy=1.500 mm

Maximum value of SAR (interpolated) = 1.17 W/kg

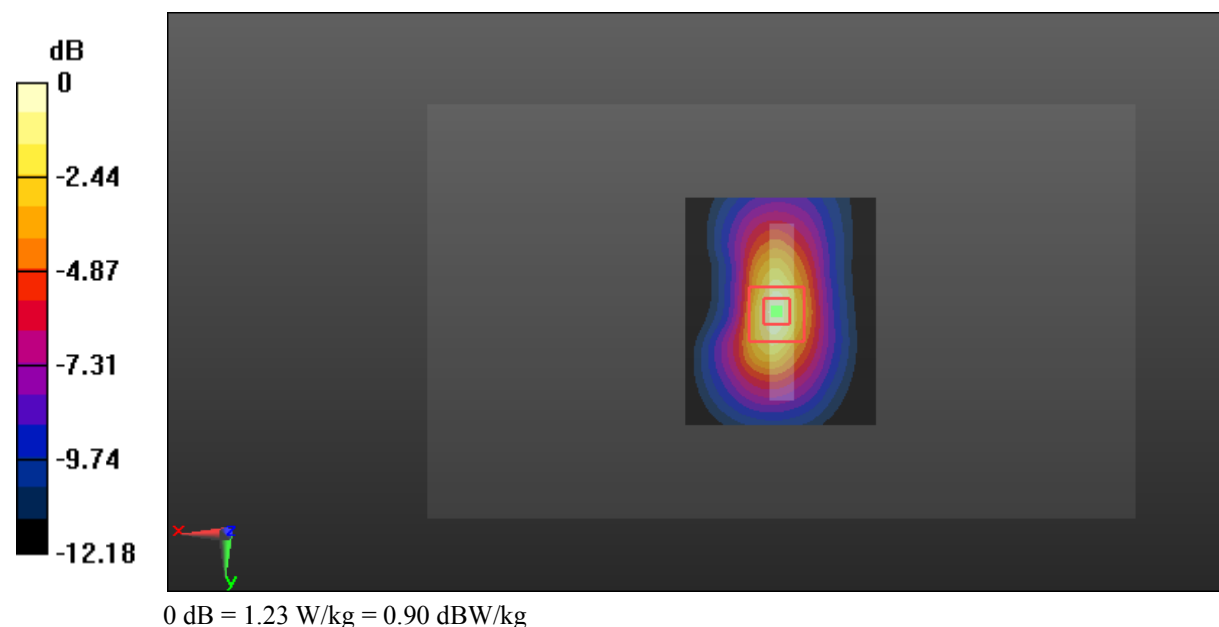
Zoom Scan (5x5x7)/Cube 0: Measurement grid: dx=8mm, dy=8mm, dz=5mm

Reference Value = 28.42 V/m; Power Drift = -0.02 dB

Peak SAR (extrapolated) = 1.50 W/kg

SAR(1 g) = 0.750 W/kg; SAR(10 g) = 0.372 W/kg

Maximum value of SAR (measured) = 1.23 W/kg



Test Plot 27#: WCDMA Band 5_Head Left Cheek_Middle**DUT: Mobile Phone; Type: LS5518H; Serial: 18050800121**

Communication System: Generic WCDMA; Frequency: 836.6 MHz; Duty Cycle: 1:1
Medium parameters used: $f = 836.6$ MHz; $\sigma = 0.869$ S/m; $\epsilon_r = 42.308$; $\rho = 1000$ kg/m³ ;
Phantom section: Left Section

DASY5 Configuration:

- Probe: EX3DV4 - SN7431; ConvF(10.04, 10.04, 10.04); Calibrated: 2017/9/30;
- Sensor-Surface: 1.4mm (Mechanical Surface Detection)
- Electronics: DAE4 Sn772; Calibrated: 2017/10/9
- Phantom: Twin SAM; Type: Twin SAM V5.0; Serial: 1412
- Measurement SW: DASY52, Version 52.8 (8);

Area Scan (111x71x1): Interpolated grid: dx=1.500 mm, dy=1.500 mm

Maximum value of SAR (interpolated) = 0.191 W/kg

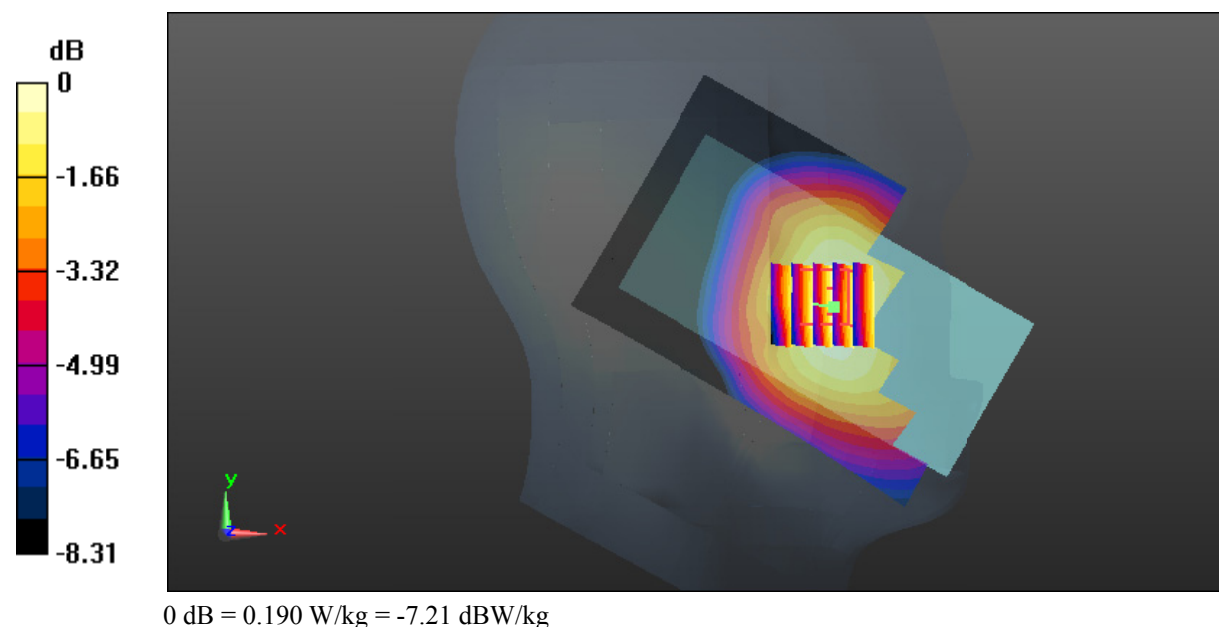
Zoom Scan (5x5x7)/Cube 0: Measurement grid: dx=8mm, dy=8mm, dz=5mm

Reference Value = 4.459 V/m; Power Drift = -0.15 dB

Peak SAR (extrapolated) = 0.208 W/kg

SAR(1 g) = 0.161 W/kg; SAR(10 g) = 0.124 W/kg

Maximum value of SAR (measured) = 0.190 W/kg



Test Plot 28#: WCDMA Band 5_Head Left Tilt_Middle**DUT: Mobile Phone; Type: LS5518H; Serial: 18050800121**

Communication System: Generic WCDMA; Frequency: 836.6 MHz; Duty Cycle: 1:1
Medium parameters used: $f = 836.6$ MHz; $\sigma = 0.869$ S/m; $\epsilon_r = 42.308$; $\rho = 1000$ kg/m³ ;
Phantom section: Left Section

DASY5 Configuration:

- Probe: EX3DV4 - SN7431; ConvF(10.04, 10.04, 10.04); Calibrated: 2017/9/30;
- Sensor-Surface: 1.4mm (Mechanical Surface Detection)
- Electronics: DAE4 Sn772; Calibrated: 2017/10/9
- Phantom: Twin SAM; Type: Twin SAM V5.0; Serial: 1412
- Measurement SW: DASY52, Version 52.8 (8);

Area Scan (111x71x1): Interpolated grid: dx=1.500 mm, dy=1.500 mm

Maximum value of SAR (interpolated) = 0.0803 W/kg


Zoom Scan (5x5x7)/Cube 0: Measurement grid: dx=8mm, dy=8mm, dz=5mm

Reference Value = 5.501 V/m; Power Drift = -0.16 dB

Peak SAR (extrapolated) = 0.0870 W/kg

SAR(1 g) = 0.071 W/kg; SAR(10 g) = 0.058 W/kg

Maximum value of SAR (measured) = 0.0815 W/kg



Test Plot 29#: WCDMA Band 5_Head Right Cheek_Middle**DUT: Mobile Phone; Type: LS5518H; Serial: 18050800121**

Communication System: Generic WCDMA; Frequency: 836.6 MHz; Duty Cycle: 1:1
Medium parameters used: $f = 836.6$ MHz; $\sigma = 0.869$ S/m; $\epsilon_r = 42.308$; $\rho = 1000$ kg/m³ ;
Phantom section: Right Section

DASY5 Configuration:

- Probe: EX3DV4 - SN7431; ConvF(10.04, 10.04, 10.04); Calibrated: 2017/9/30;
- Sensor-Surface: 1.4mm (Mechanical Surface Detection)
- Electronics: DAE4 Sn772; Calibrated: 2017/10/9
- Phantom: Twin SAM; Type: Twin SAM V5.0; Serial: 1412
- Measurement SW: DASY52, Version 52.8 (8);

Area Scan (111x71x1): Interpolated grid: dx=1.500 mm, dy=1.500 mm

Maximum value of SAR (interpolated) = 0.242 W/kg

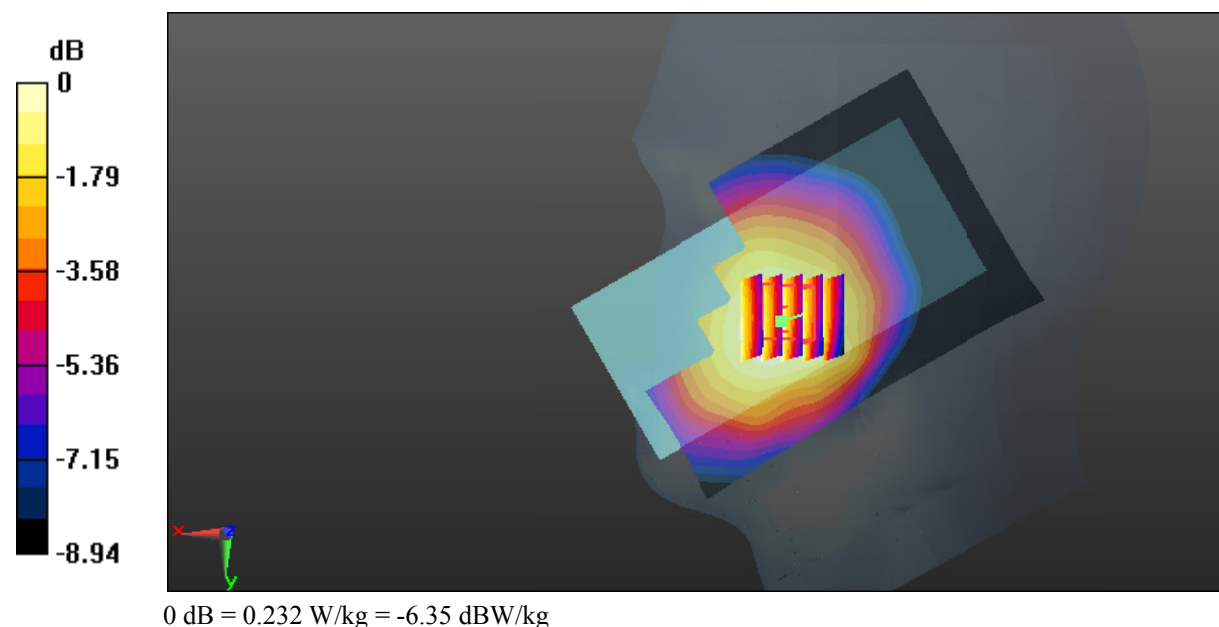
Zoom Scan (5x5x7)/Cube 0: Measurement grid: dx=8mm, dy=8mm, dz=5mm

Reference Value = 4.365 V/m; Power Drift = -0.18 dB

Peak SAR (extrapolated) = 0.256 W/kg

SAR(1 g) = 0.194 W/kg; SAR(10 g) = 0.148 W/kg

Maximum value of SAR (measured) = 0.232 W/kg



Test Plot 30#: WCDMA Band 5_Head Right Tilt_Middle**DUT: Mobile Phone; Type: LS5518H; Serial: 18050800121**

Communication System: Generic WCDMA; Frequency: 836.6 MHz; Duty Cycle: 1:1
Medium parameters used: $f = 836.6$ MHz; $\sigma = 0.869$ S/m; $\epsilon_r = 42.308$; $\rho = 1000$ kg/m³ ;
Phantom section: Right Section

DASY5 Configuration:

- Probe: EX3DV4 - SN7431; ConvF(10.04, 10.04, 10.04); Calibrated: 2017/9/30;
- Sensor-Surface: 1.4mm (Mechanical Surface Detection)
- Electronics: DAE4 Sn772; Calibrated: 2017/10/9
- Phantom: Twin SAM; Type: Twin SAM V5.0; Serial: 1412
- Measurement SW: DASY52, Version 52.8 (8);

Area Scan (111x71x1): Interpolated grid: dx=1.500 mm, dy=1.500 mm

Maximum value of SAR (interpolated) = 0.115 W/kg

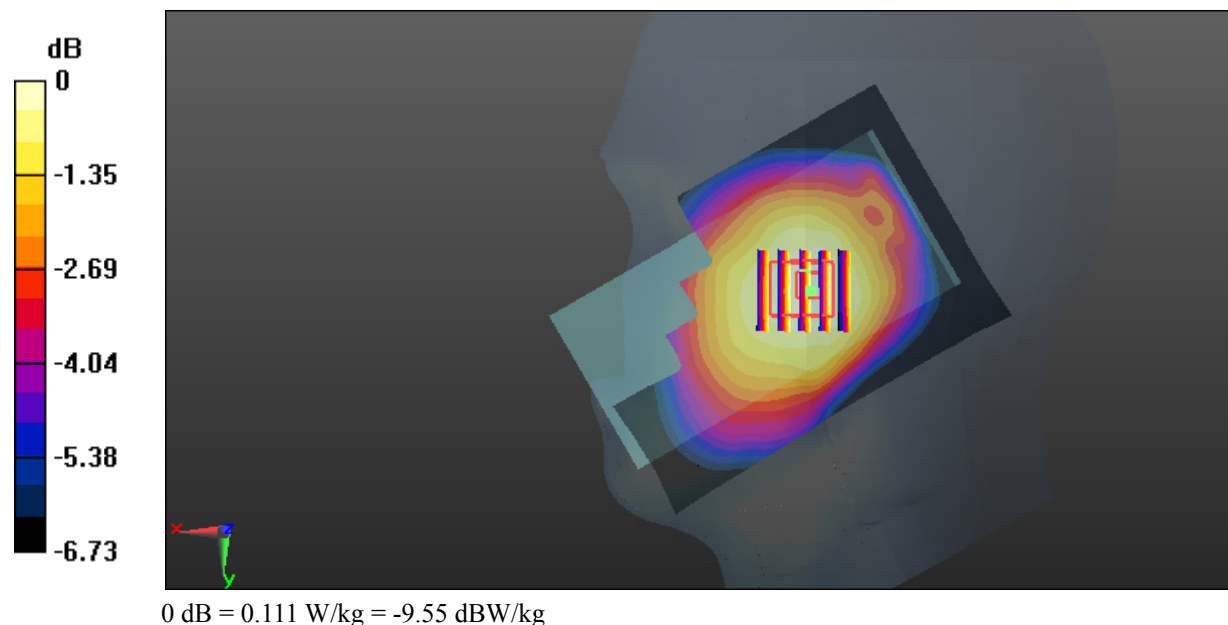
Zoom Scan (5x5x7)/Cube 0: Measurement grid: dx=8mm, dy=8mm, dz=5mm

Reference Value = 9.015 V/m; Power Drift = 0.11 dB

Peak SAR (extrapolated) = 0.122 W/kg

SAR(1 g) = 0.095 W/kg; SAR(10 g) = 0.075 W/kg

Maximum value of SAR (measured) = 0.111 W/kg



Test Plot 31#: WCDMA Band 5_Body Back_Middle**DUT: Mobile Phone; Type: LS5518H; Serial: 18050800121**

Communication System: Generic WCDMA; Frequency: 836.6 MHz; Duty Cycle: 1:1
Medium parameters used: $f = 836.6$ MHz; $\sigma = 0.954$ S/m; $\epsilon_r = 57.231$; $\rho = 1000$ kg/m³ ;
Phantom section: Right Section

DASY5 Configuration:

- Probe: EX3DV4 - SN7431; ConvF(10.11, 10.11, 10.11); Calibrated: 2017/9/30;
- Sensor-Surface: 1.4mm (Mechanical Surface Detection)
- Electronics: DAE4 Sn772; Calibrated: 2017/10/9
- Phantom: Triple Flat Phantom 5.1C; Type: QD 000 P51 CA; Serial: 1130
- Measurement SW: DASY52, Version 52.8 (8);

Area Scan (121x61x1): Interpolated grid: dx=1.500 mm, dy=1.500 mm

Maximum value of SAR (interpolated) = 0.315 W/kg

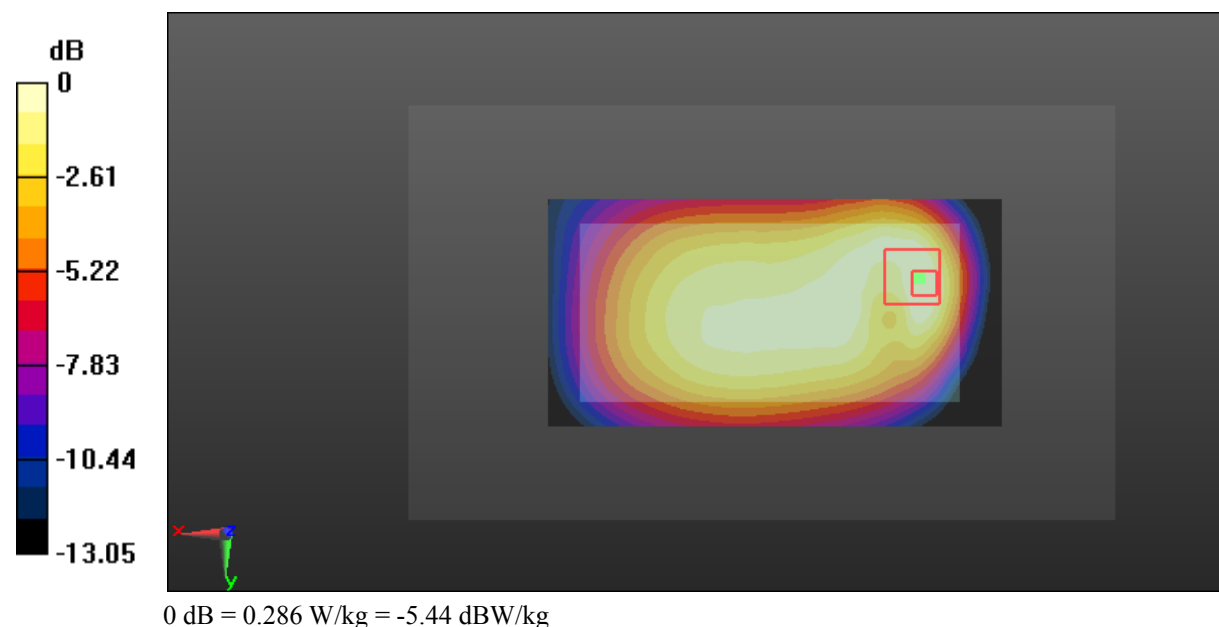
Zoom Scan (5x5x7)/Cube 0: Measurement grid: dx=8mm, dy=8mm, dz=5mm

Reference Value = 16.54 V/m; Power Drift = -0.06 dB

Peak SAR (extrapolated) = 0.349 W/kg

SAR(1 g) = 0.198 W/kg; SAR(10 g) = 0.119 W/kg

Maximum value of SAR (measured) = 0.286 W/kg



Test Plot 32#: WCDMA Band 5_Body Left_Middle**DUT: Mobile Phone; Type: LS5518H; Serial: 18050800121**

Communication System: Generic WCDMA; Frequency: 836.6 MHz; Duty Cycle: 1:1
Medium parameters used: $f = 836.6$ MHz; $\sigma = 0.954$ S/m; $\epsilon_r = 57.231$; $\rho = 1000$ kg/m³ ;
Phantom section: Right Section

DASY5 Configuration:

- Probe: EX3DV4 - SN7431; ConvF(10.11, 10.11, 10.11); Calibrated: 2017/9/30;
- Sensor-Surface: 1.4mm (Mechanical Surface Detection)
- Electronics: DAE4 Sn772; Calibrated: 2017/10/9
- Phantom: Triple Flat Phantom 5.1C; Type: QD 000 P51 CA; Serial: 1130
- Measurement SW: DASY52, Version 52.8 (8);

Area Scan (121x41x1): Interpolated grid: dx=1.500 mm, dy=1.500 mm

Maximum value of SAR (interpolated) = 0.0473 W/kg


Zoom Scan (5x5x7)/Cube 0: Measurement grid: dx=8mm, dy=8mm, dz=5mm

Reference Value = 6.997 V/m; Power Drift = 0.14 dB

Peak SAR (extrapolated) = 0.0530 W/kg

SAR(1 g) = 0.036 W/kg; SAR(10 g) = 0.025 W/kg

Maximum value of SAR (measured) = 0.0468 W/kg



Test Plot 33#: WCDMA Band 5_Body Right_Middle**DUT: Mobile Phone; Type: LS5518H; Serial: 18050800121**

Communication System: Generic WCDMA; Frequency: 836.6 MHz; Duty Cycle: 1:1
Medium parameters used: $f = 836.6$ MHz; $\sigma = 0.954$ S/m; $\epsilon_r = 57.231$; $\rho = 1000$ kg/m³ ;
Phantom section: Right Section

DASY5 Configuration:

- Probe: EX3DV4 - SN7431; ConvF(10.11, 10.11, 10.11); Calibrated: 2017/9/30;
- Sensor-Surface: 1.4mm (Mechanical Surface Detection)
- Electronics: DAE4 Sn772; Calibrated: 2017/10/9
- Phantom: Triple Flat Phantom 5.1C; Type: QD 000 P51 CA; Serial: 1130
- Measurement SW: DASY52, Version 52.8 (8);

Area Scan (121x41x1): Interpolated grid: dx=1.500 mm, dy=1.500 mm

Maximum value of SAR (interpolated) = 0.163 W/kg


Zoom Scan (5x5x7)/Cube 0: Measurement grid: dx=8mm, dy=8mm, dz=5mm

Reference Value = 8.939 V/m; Power Drift = 0.13 dB

Peak SAR (extrapolated) = 0.184 W/kg

SAR(1 g) = 0.125 W/kg; SAR(10 g) = 0.087 W/kg

Maximum value of SAR (measured) = 0.163 W/kg



Test Plot 34#: WCDMA Band 5_Body Bottom_Middle**DUT: Mobile Phone; Type: LS5518H; Serial: 18050800121**

Communication System: Generic WCDMA; Frequency: 836.6 MHz; Duty Cycle: 1:1
Medium parameters used: $f = 836.6$ MHz; $\sigma = 0.954$ S/m; $\epsilon_r = 57.231$; $\rho = 1000$ kg/m³ ;
Phantom section: Right Section

DASY5 Configuration:

- Probe: EX3DV4 - SN7431; ConvF(10.11, 10.11, 10.11); Calibrated: 2017/9/30;
- Sensor-Surface: 1.4mm (Mechanical Surface Detection)
- Electronics: DAE4 Sn772; Calibrated: 2017/10/9
- Phantom: Triple Flat Phantom 5.1C; Type: QD 000 P51 CA; Serial: 1130
- Measurement SW: DASY52, Version 52.8 (8);

Area Scan (51x61x1): Interpolated grid: dx=1.500 mm, dy=1.500 mm

Maximum value of SAR (interpolated) = 0.0810 W/kg

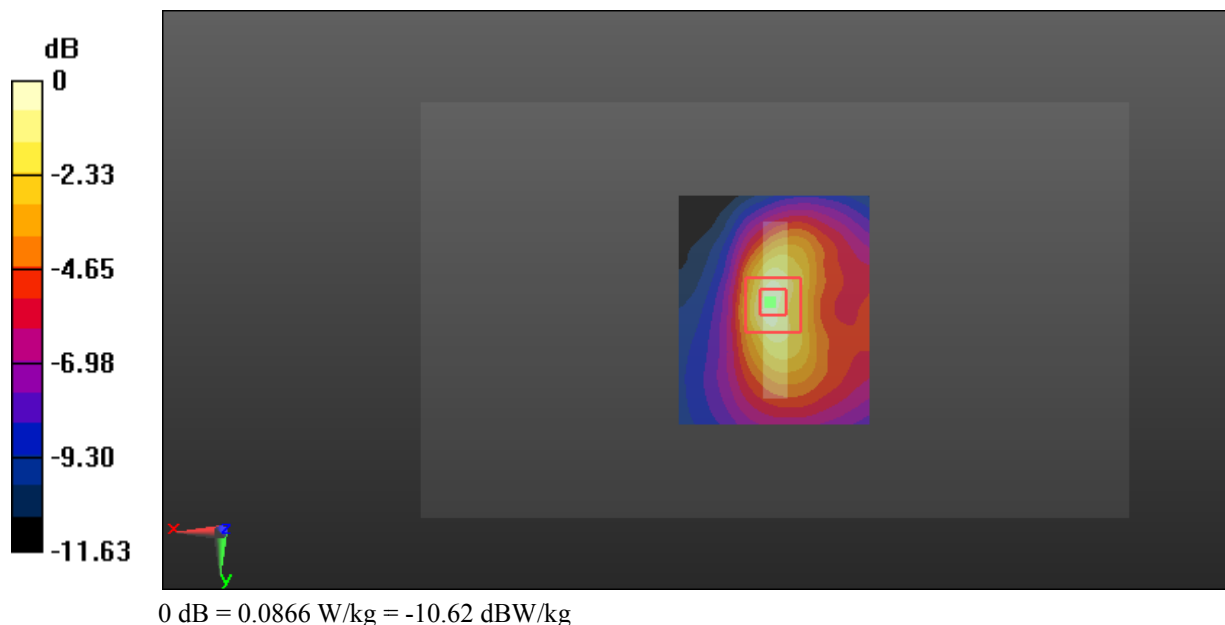
Zoom Scan (5x5x7)/Cube 0: Measurement grid: dx=8mm, dy=8mm, dz=5mm

Reference Value = 9.558 V/m; Power Drift = 0.08 dB

Peak SAR (extrapolated) = 0.112 W/kg

SAR(1 g) = 0.055 W/kg; SAR(10 g) = 0.030 W/kg

Maximum value of SAR (measured) = 0.0866 W/kg



Test Plot 35#: LTE Band 2_Head Left Cheek_Middle_1RB**DUT: Mobile Phone; Type: LS5518H; Serial: 18050800121**

Communication System: Generic FDD-LTE; Frequency: 1880 MHz; Duty Cycle: 1:1
Medium parameters used: $f = 1880$ MHz; $\sigma = 1.369$ S/m; $\epsilon_r = 40.368$; $\rho = 1000$ kg/m³ ;
Phantom section: Left Section

DASY5 Configuration:

- Probe: EX3DV4 - SN7431; ConvF(8.24, 8.24, 8.24); Calibrated: 2017/9/30;
- Sensor-Surface: 1.4mm (Mechanical Surface Detection)
- Electronics: DAE4 Sn772; Calibrated: 2017/10/9
- Phantom: Twin SAM; Type: Twin SAM V5.0; Serial: 1412
- Measurement SW: DASY52, Version 52.8 (8);

Area Scan (111x71x1): Interpolated grid: dx=1.500 mm, dy=1.500 mm

Maximum value of SAR (interpolated) = 0.348 W/kg

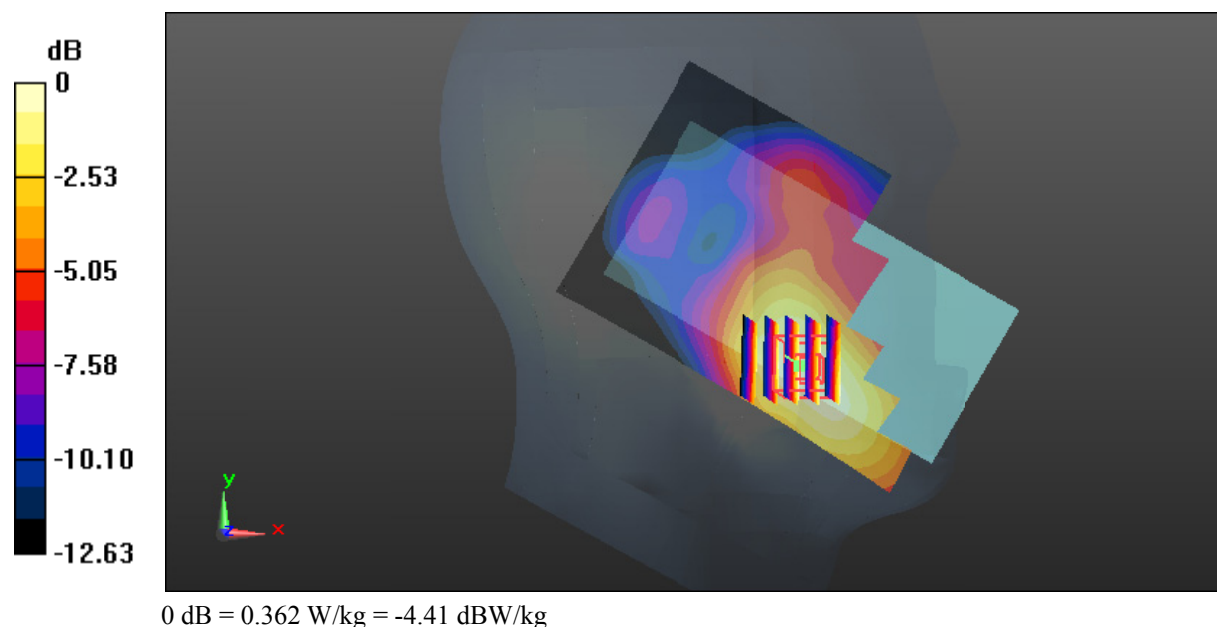
Zoom Scan (5x5x7)/Cube 0: Measurement grid: dx=8mm, dy=8mm, dz=5mm

Reference Value = 6.933 V/m; Power Drift = 0.09 dB

Peak SAR (extrapolated) = 0.429 W/kg

SAR(1 g) = 0.265 W/kg; SAR(10 g) = 0.166 W/kg

Maximum value of SAR (measured) = 0.362 W/kg



Test Plot 36#: LTE Band 2_Head Left Cheek_Middle_50%RB**DUT: Mobile Phone; Type: LS5518H; Serial: 18050800121**

Communication System: Generic FDD-LTE; Frequency: 1880 MHz; Duty Cycle: 1:1
Medium parameters used: $f = 1880$ MHz; $\sigma = 1.369$ S/m; $\epsilon_r = 40.368$; $\rho = 1000$ kg/m³ ;
Phantom section: Left Section

DASY5 Configuration:

- Probe: EX3DV4 - SN7431; ConvF(8.24, 8.24, 8.24); Calibrated: 2017/9/30;
- Sensor-Surface: 1.4mm (Mechanical Surface Detection)
- Electronics: DAE4 Sn772; Calibrated: 2017/10/9
- Phantom: Twin SAM; Type: Twin SAM V5.0; Serial: 1412
- Measurement SW: DASY52, Version 52.8 (8);

Area Scan (111x71x1): Interpolated grid: dx=1.500 mm, dy=1.500 mm

Maximum value of SAR (interpolated) = 0.242 W/kg

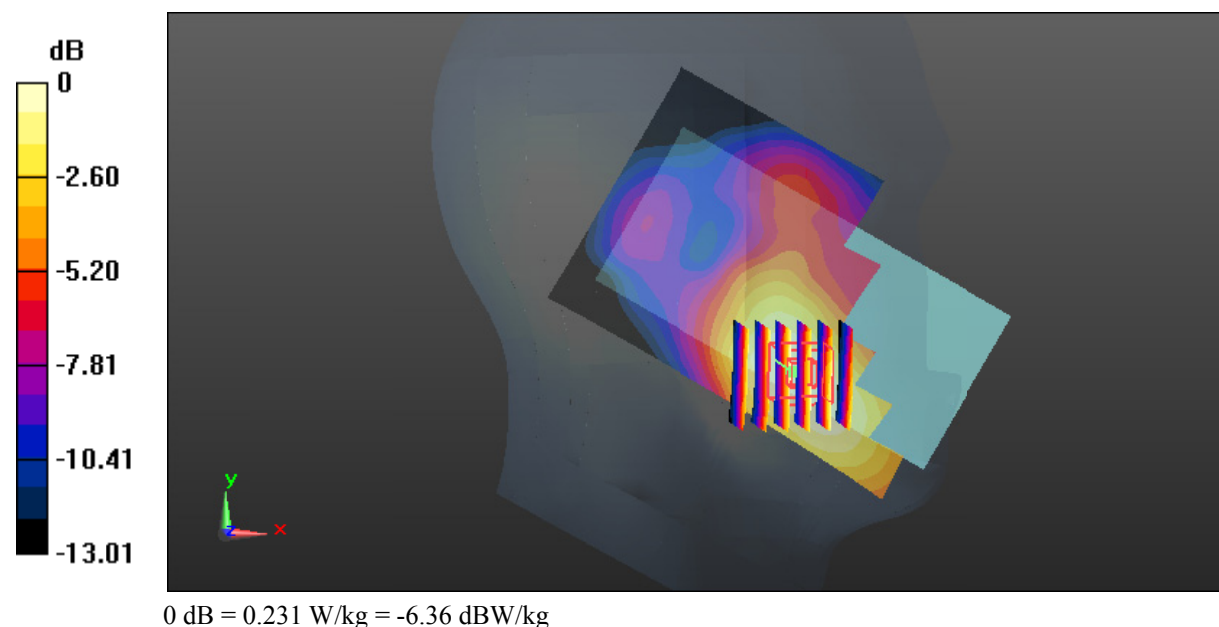
Zoom Scan (6x6x7)/Cube 0: Measurement grid: dx=8mm, dy=8mm, dz=5mm

Reference Value = 5.536 V/m; Power Drift = 0.15 dB

Peak SAR (extrapolated) = 0.274 W/kg

SAR(1 g) = 0.169 W/kg; SAR(10 g) = 0.107 W/kg

Maximum value of SAR (measured) = 0.231 W/kg



Test Plot 37#: LTE Band 2_Head Left Tilt_Middle_1RB**DUT: Mobile Phone; Type: LS5518H; Serial: 18050800121**

Communication System: Generic FDD-LTE; Frequency: 1880 MHz; Duty Cycle: 1:1
Medium parameters used: $f = 1880$ MHz; $\sigma = 1.369$ S/m; $\epsilon_r = 40.368$; $\rho = 1000$ kg/m³ ;
Phantom section: Left Section

DASY5 Configuration:

- Probe: EX3DV4 - SN7431; ConvF(8.24, 8.24, 8.24); Calibrated: 2017/9/30;
- Sensor-Surface: 1.4mm (Mechanical Surface Detection)
- Electronics: DAE4 Sn772; Calibrated: 2017/10/9
- Phantom: Twin SAM; Type: Twin SAM V5.0; Serial: 1412
- Measurement SW: DASY52, Version 52.8 (8);

Area Scan (111x71x1): Interpolated grid: dx=1.500 mm, dy=1.500 mm

Maximum value of SAR (interpolated) = 0.138 W/kg

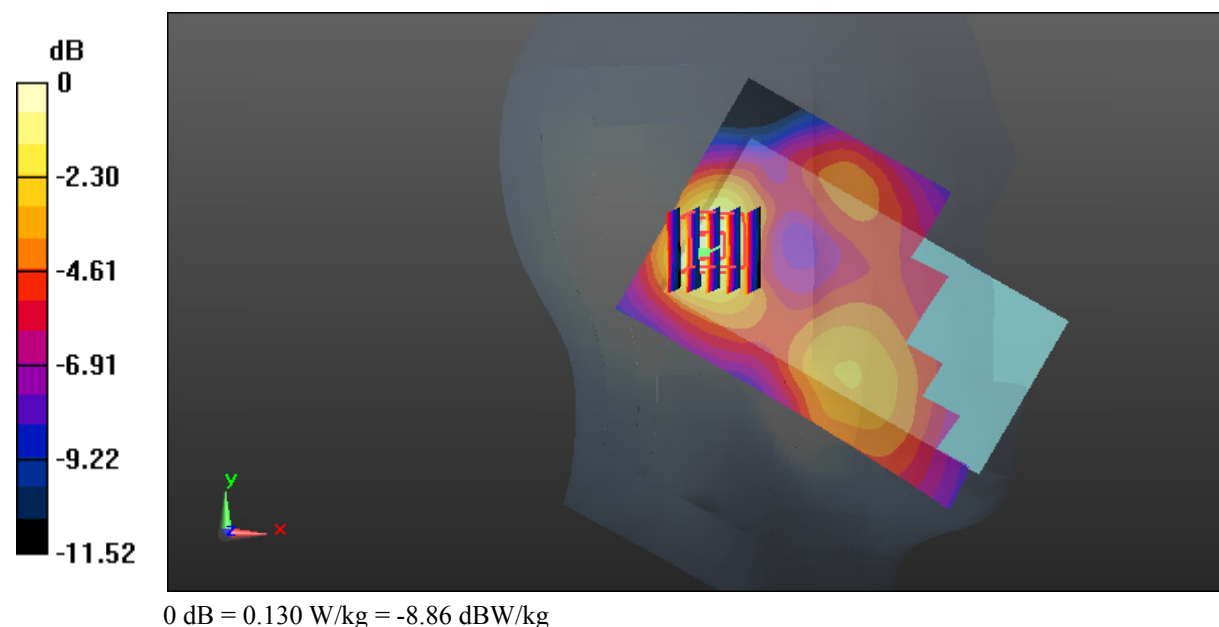
Zoom Scan (5x5x7)/Cube 0: Measurement grid: dx=8mm, dy=8mm, dz=5mm

Reference Value = 9.456 V/m; Power Drift = -0.02 dB

Peak SAR (extrapolated) = 0.161 W/kg

SAR(1 g) = 0.088 W/kg; SAR(10 g) = 0.051 W/kg

Maximum value of SAR (measured) = 0.130 W/kg



Test Plot 38#: LTE Band 2_Head Left Tilt_Middle_50%RB**DUT: Mobile Phone; Type: LS5518H; Serial: 18050800121**

Communication System: Generic FDD-LTE; Frequency: 1880 MHz; Duty Cycle: 1:1
Medium parameters used: $f = 1880$ MHz; $\sigma = 1.369$ S/m; $\epsilon_r = 40.368$; $\rho = 1000$ kg/m³ ;
Phantom section: Left Section

DASY5 Configuration:

- Probe: EX3DV4 - SN7431; ConvF(8.24, 8.24, 8.24); Calibrated: 2017/9/30;
- Sensor-Surface: 1.4mm (Mechanical Surface Detection)
- Electronics: DAE4 Sn772; Calibrated: 2017/10/9
- Phantom: Twin SAM; Type: Twin SAM V5.0; Serial: 1412
- Measurement SW: DASY52, Version 52.8 (8);

Area Scan (111x71x1): Interpolated grid: dx=1.500 mm, dy=1.500 mm

Maximum value of SAR (interpolated) = 0.0990 W/kg

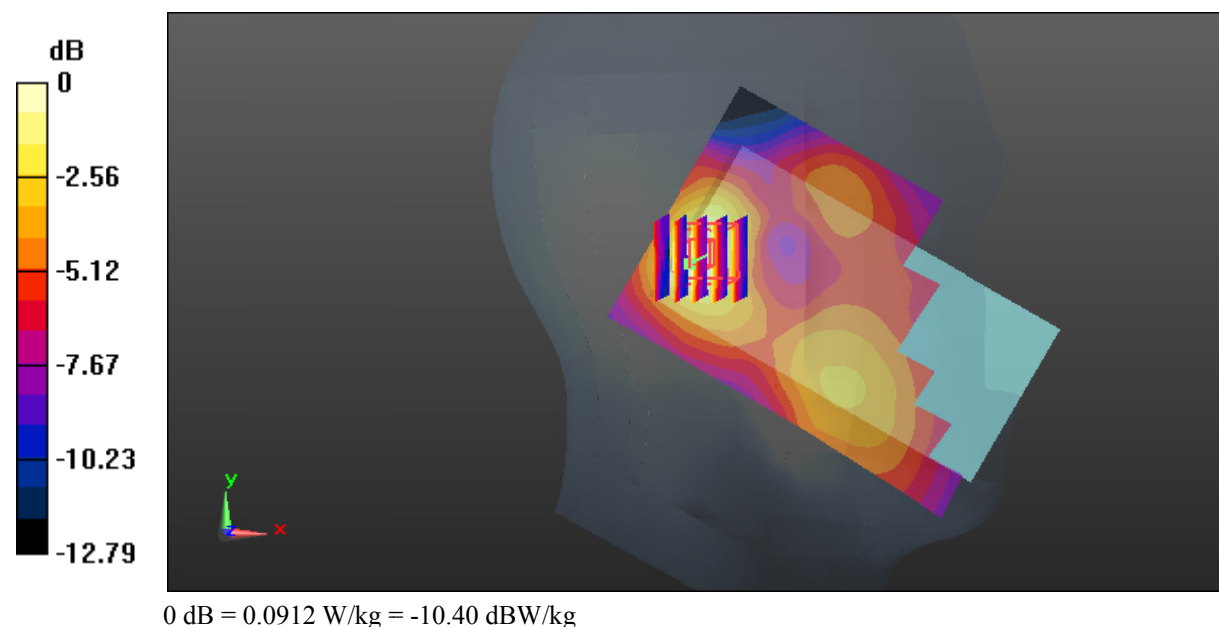
Zoom Scan (5x5x7)/Cube 0: Measurement grid: dx=8mm, dy=8mm, dz=5mm

Reference Value = 7.672 V/m; Power Drift = 0.06 dB

Peak SAR (extrapolated) = 0.113 W/kg

SAR(1 g) = 0.061 W/kg; SAR(10 g) = 0.036 W/kg

Maximum value of SAR (measured) = 0.0912 W/kg



Test Plot 39#: LTE Band 2_Head Right Cheek_Middle_1RB**DUT: Mobile Phone; Type: LS5518H; Serial: 18050800121**

Communication System: Generic FDD-LTE; Frequency: 1880 MHz; Duty Cycle: 1:1
Medium parameters used: $f = 1880$ MHz; $\sigma = 1.369$ S/m; $\epsilon_r = 40.368$; $\rho = 1000$ kg/m³ ;
Phantom section: Right Section

DASY5 Configuration:

- Probe: EX3DV4 - SN7431; ConvF(8.24, 8.24, 8.24); Calibrated: 2017/9/30;
- Sensor-Surface: 1.4mm (Mechanical Surface Detection)
- Electronics: DAE4 Sn772; Calibrated: 2017/10/9
- Phantom: Twin SAM; Type: Twin SAM V5.0; Serial: 1412
- Measurement SW: DASY52, Version 52.8 (8);

Area Scan (111x71x1): Interpolated grid: dx=1.500 mm, dy=1.500 mm

Maximum value of SAR (interpolated) = 0.288 W/kg

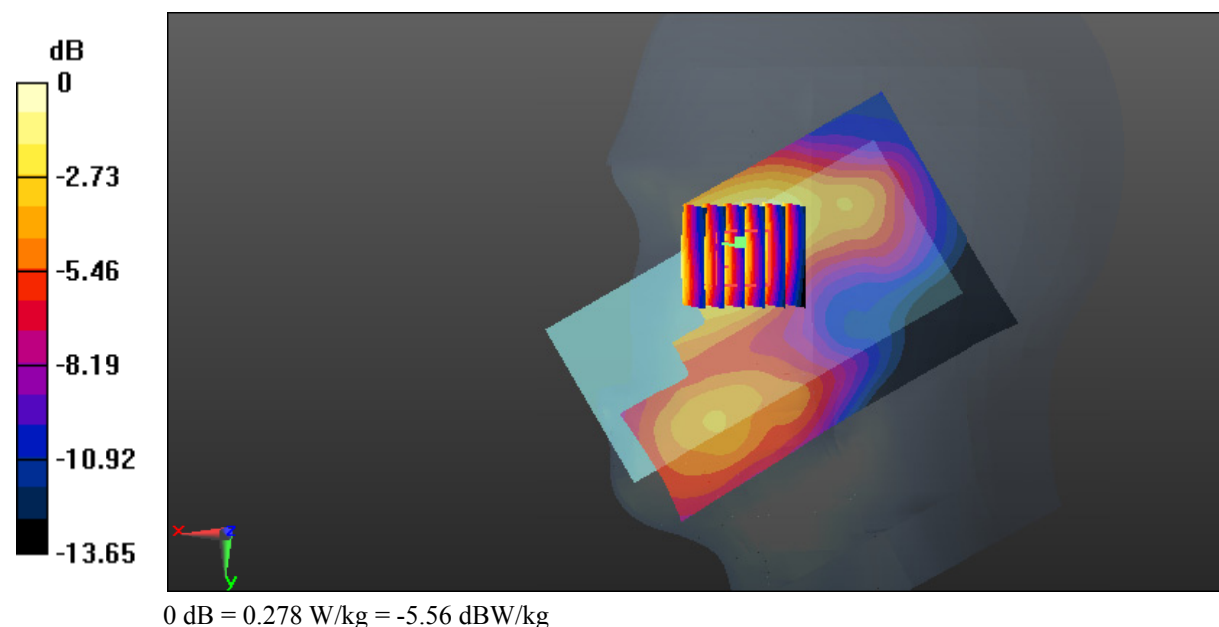
Zoom Scan (6x6x7)/Cube 0: Measurement grid: dx=8mm, dy=8mm, dz=5mm

Reference Value = 6.602 V/m; Power Drift = 0.14 dB

Peak SAR (extrapolated) = 0.330 W/kg

SAR(1 g) = 0.198 W/kg; SAR(10 g) = 0.124 W/kg

Maximum value of SAR (measured) = 0.278 W/kg



Test Plot 40#: LTE Band 2_Head Right Cheek_Middle_50%RB**DUT: Mobile Phone; Type: LS5518H; Serial: 18050800121**

Communication System: Generic FDD-LTE; Frequency: 1880 MHz; Duty Cycle: 1:1
Medium parameters used: $f = 1880$ MHz; $\sigma = 1.369$ S/m; $\epsilon_r = 40.368$; $\rho = 1000$ kg/m³ ;
Phantom section: Right Section

DASY5 Configuration:

- Probe: EX3DV4 - SN7431; ConvF(8.24, 8.24, 8.24); Calibrated: 2017/9/30;
- Sensor-Surface: 1.4mm (Mechanical Surface Detection)
- Electronics: DAE4 Sn772; Calibrated: 2017/10/9
- Phantom: Twin SAM; Type: Twin SAM V5.0; Serial: 1412
- Measurement SW: DASY52, Version 52.8 (8);

Area Scan (111x71x1): Interpolated grid: dx=1.500 mm, dy=1.500 mm

Maximum value of SAR (interpolated) = 0.202 W/kg

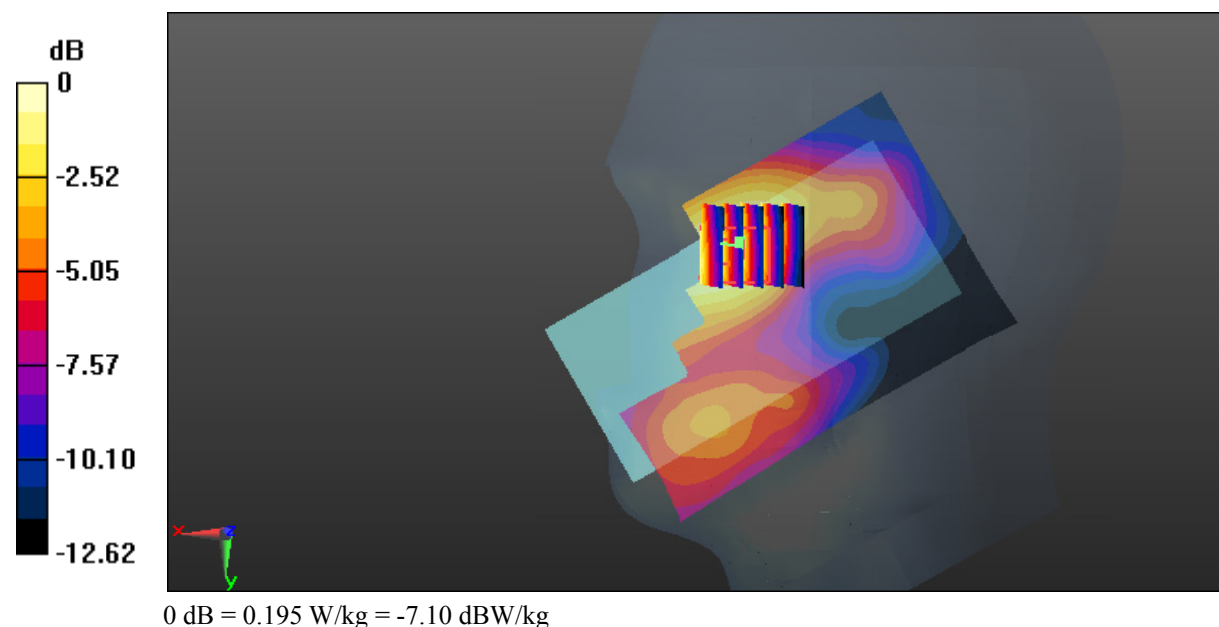
Zoom Scan (5x5x7)/Cube 0: Measurement grid: dx=8mm, dy=8mm, dz=5mm

Reference Value = 5.447 V/m; Power Drift = 0.10 dB

Peak SAR (extrapolated) = 0.231 W/kg

SAR(1 g) = 0.138 W/kg; SAR(10 g) = 0.086 W/kg

Maximum value of SAR (measured) = 0.195 W/kg



Test Plot 41#: LTE Band 2_Head Right Tilt_Middle_1RB**DUT: Mobile Phone; Type: LS5518H; Serial: 18050800121**

Communication System: Generic FDD-LTE; Frequency: 1880 MHz; Duty Cycle: 1:1
Medium parameters used: $f = 1880$ MHz; $\sigma = 1.369$ S/m; $\epsilon_r = 40.368$; $\rho = 1000$ kg/m³ ;
Phantom section: Right Section

DASY5 Configuration:

- Probe: EX3DV4 - SN7431; ConvF(8.24, 8.24, 8.24); Calibrated: 2017/9/30;
- Sensor-Surface: 1.4mm (Mechanical Surface Detection)
- Electronics: DAE4 Sn772; Calibrated: 2017/10/9
- Phantom: Twin SAM; Type: Twin SAM V5.0; Serial: 1412
- Measurement SW: DASY52, Version 52.8 (8);

Area Scan (111x71x1): Interpolated grid: dx=1.500 mm, dy=1.500 mm

Maximum value of SAR (interpolated) = 0.225 W/kg

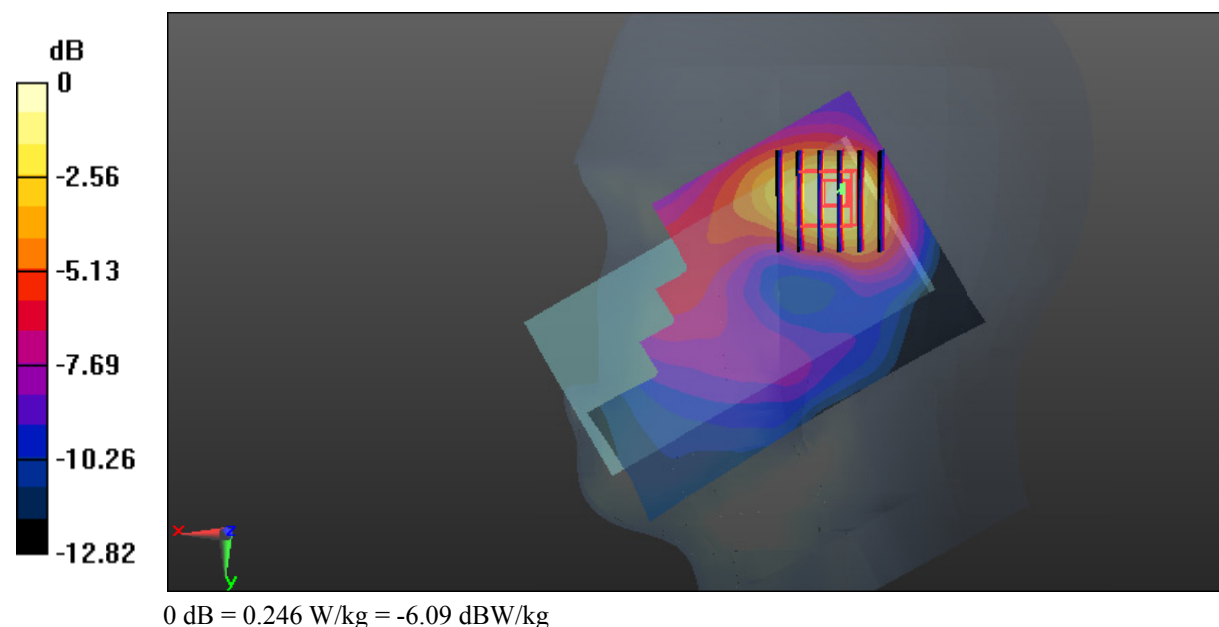
Zoom Scan (6x6x7)/Cube 0: Measurement grid: dx=8mm, dy=8mm, dz=5mm

Reference Value = 10.03 V/m; Power Drift = -0.05 dB

Peak SAR (extrapolated) = 0.350 W/kg

SAR(1 g) = 0.154 W/kg; SAR(10 g) = 0.086 W/kg

Maximum value of SAR (measured) = 0.246 W/kg



Test Plot 42#: LTE Band 2_Head Right Tilt_Middle_50%RB**DUT: Mobile Phone; Type: LS5518H; Serial: 18050800121**

Communication System: Generic FDD-LTE; Frequency: 1880 MHz; Duty Cycle: 1:1
Medium parameters used: $f = 1880$ MHz; $\sigma = 1.369$ S/m; $\epsilon_r = 40.368$; $\rho = 1000$ kg/m³ ;
Phantom section: Right Section

DASY5 Configuration:

- Probe: EX3DV4 - SN7431; ConvF(8.24, 8.24, 8.24); Calibrated: 2017/9/30;
- Sensor-Surface: 1.4mm (Mechanical Surface Detection)
- Electronics: DAE4 Sn772; Calibrated: 2017/10/9
- Phantom: Twin SAM; Type: Twin SAM V5.0; Serial: 1412
- Measurement SW: DASY52, Version 52.8 (8);

Area Scan (111x71x1): Interpolated grid: dx=1.500 mm, dy=1.500 mm

Maximum value of SAR (interpolated) = 0.153 W/kg

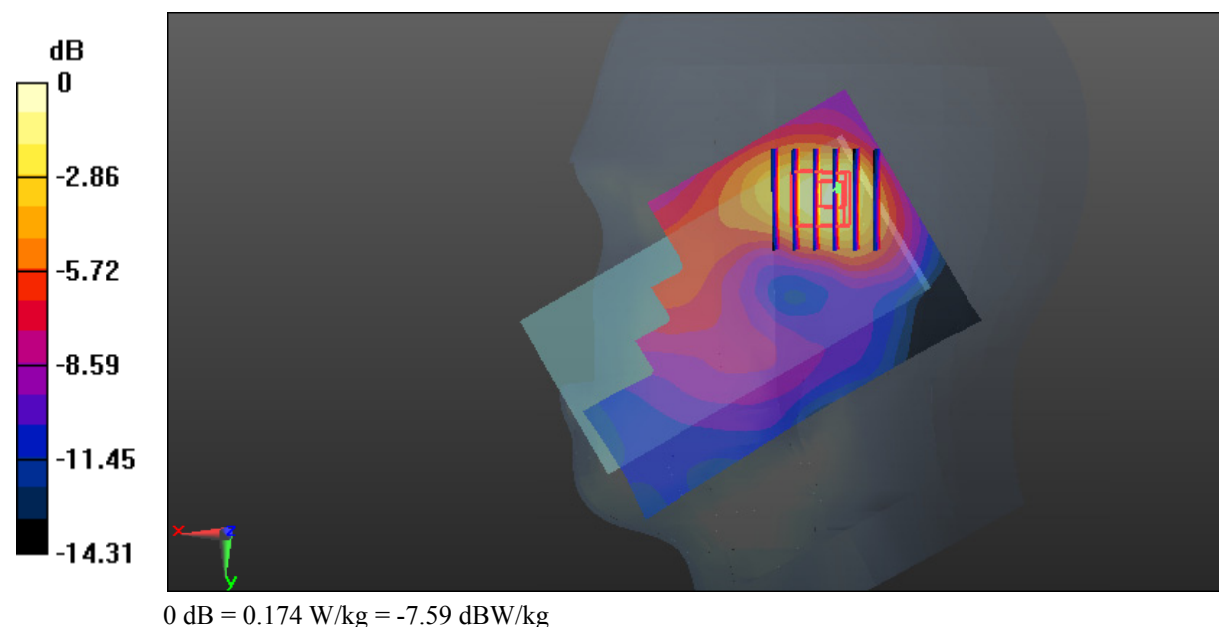
Zoom Scan (6x6x7)/Cube 0: Measurement grid: dx=8mm, dy=8mm, dz=5mm

Reference Value = 8.181 V/m; Power Drift = 0.08 dB

Peak SAR (extrapolated) = 0.224 W/kg

SAR(1 g) = 0.107 W/kg; SAR(10 g) = 0.060 W/kg

Maximum value of SAR (measured) = 0.174 W/kg



Test Plot 43#: LTE Band 2_Body Back_Middle_1RB**DUT: Mobile Phone; Type: LS5518H; Serial: 18050800121**

Communication System: Generic FDD-LTE; Frequency: 1880 MHz; Duty Cycle: 1:1
Medium parameters used: $f = 1880$ MHz; $\sigma = 1.492$ S/m; $\epsilon_r = 54.329$; $\rho = 1000$ kg/m³ ;
Phantom section: Left Section

DASY5 Configuration:

- Probe: EX3DV4 - SN7431; ConvF(8, 8, 8); Calibrated: 2017/9/30;
- Sensor-Surface: 1.4mm (Mechanical Surface Detection)
- Electronics: DAE4 Sn772; Calibrated: 2017/10/9
- Phantom: Triple Flat Phantom 5.1C; Type: QD 000 P51 CA; Serial: 1130
- Measurement SW: DASY52, Version 52.8 (8);

Area Scan (121x61x1): Interpolated grid: dx=1.500 mm, dy=1.500 mm

Maximum value of SAR (interpolated) = 1.00 W/kg

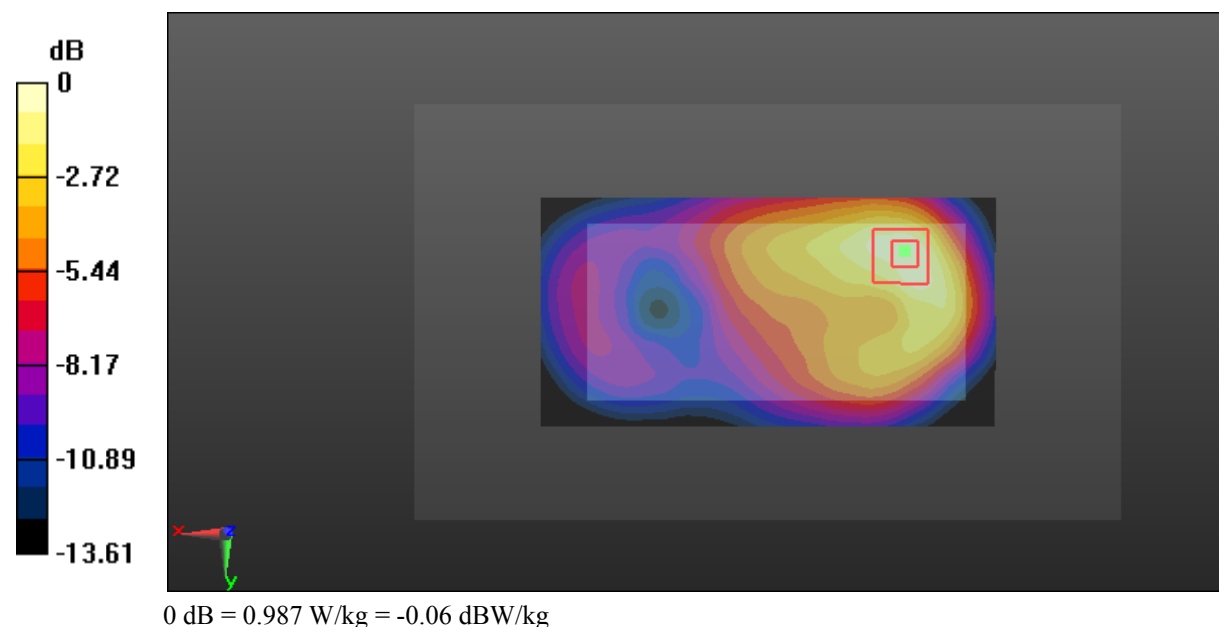
Zoom Scan (5x5x7)/Cube 0: Measurement grid: dx=8mm, dy=8mm, dz=5mm

Reference Value = 14.48 V/m; Power Drift = 0.01 dB

Peak SAR (extrapolated) = 1.22 W/kg

SAR(1 g) = 0.630 W/kg; SAR(10 g) = 0.342 W/kg

Maximum value of SAR (measured) = 0.987 W/kg



Test Plot 44#: LTE Band 2_Body Back_Middle_50%RB**DUT: Mobile Phone; Type: LS5518H; Serial: 18050800121**

Communication System: Generic FDD-LTE; Frequency: 1880 MHz; Duty Cycle: 1:1
Medium parameters used: $f = 1880$ MHz; $\sigma = 1.492$ S/m; $\epsilon_r = 54.329$; $\rho = 1000$ kg/m³ ;
Phantom section: Left Section

DASY5 Configuration:

- Probe: EX3DV4 - SN7431; ConvF(8, 8, 8); Calibrated: 2017/9/30;
- Sensor-Surface: 1.4mm (Mechanical Surface Detection)
- Electronics: DAE4 Sn772; Calibrated: 2017/10/9
- Phantom: Triple Flat Phantom 5.1C; Type: QD 000 P51 CA; Serial: 1130
- Measurement SW: DASY52, Version 52.8 (8);

Area Scan (121x61x1): Interpolated grid: dx=1.500 mm, dy=1.500 mm

Maximum value of SAR (interpolated) = 0.697 W/kg

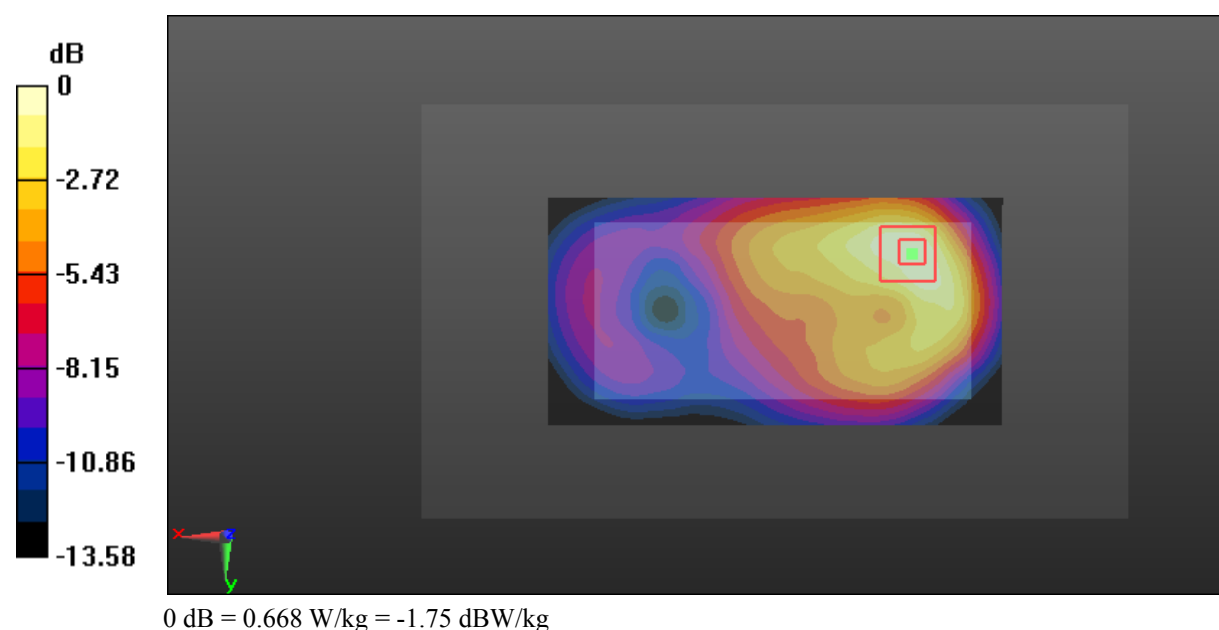
Zoom Scan (5x5x7)/Cube 0: Measurement grid: dx=8mm, dy=8mm, dz=5mm

Reference Value = 11.75 V/m; Power Drift = 0.03 dB

Peak SAR (extrapolated) = 0.820 W/kg

SAR(1 g) = 0.427 W/kg; SAR(10 g) = 0.232 W/kg

Maximum value of SAR (measured) = 0.668 W/kg



Test Plot 45#: LTE Band 2_Body Left_Middle_1RB**DUT: Mobile Phone; Type: LS5518H; Serial: 18050800121**

Communication System: Generic FDD-LTE; Frequency: 1880 MHz; Duty Cycle: 1:1
Medium parameters used: $f = 1880$ MHz; $\sigma = 1.492$ S/m; $\epsilon_r = 54.329$; $\rho = 1000$ kg/m³ ;
Phantom section: Left Section

DASY5 Configuration:

- Probe: EX3DV4 - SN7431; ConvF(8, 8, 8); Calibrated: 2017/9/30;
- Sensor-Surface: 1.4mm (Mechanical Surface Detection)
- Electronics: DAE4 Sn772; Calibrated: 2017/10/9
- Phantom: Triple Flat Phantom 5.1C; Type: QD 000 P51 CA; Serial: 1130
- Measurement SW: DASY52, Version 52.8 (8);

Area Scan (121x41x1): Interpolated grid: dx=1.500 mm, dy=1.500 mm

Maximum value of SAR (interpolated) = 0.385 W/kg

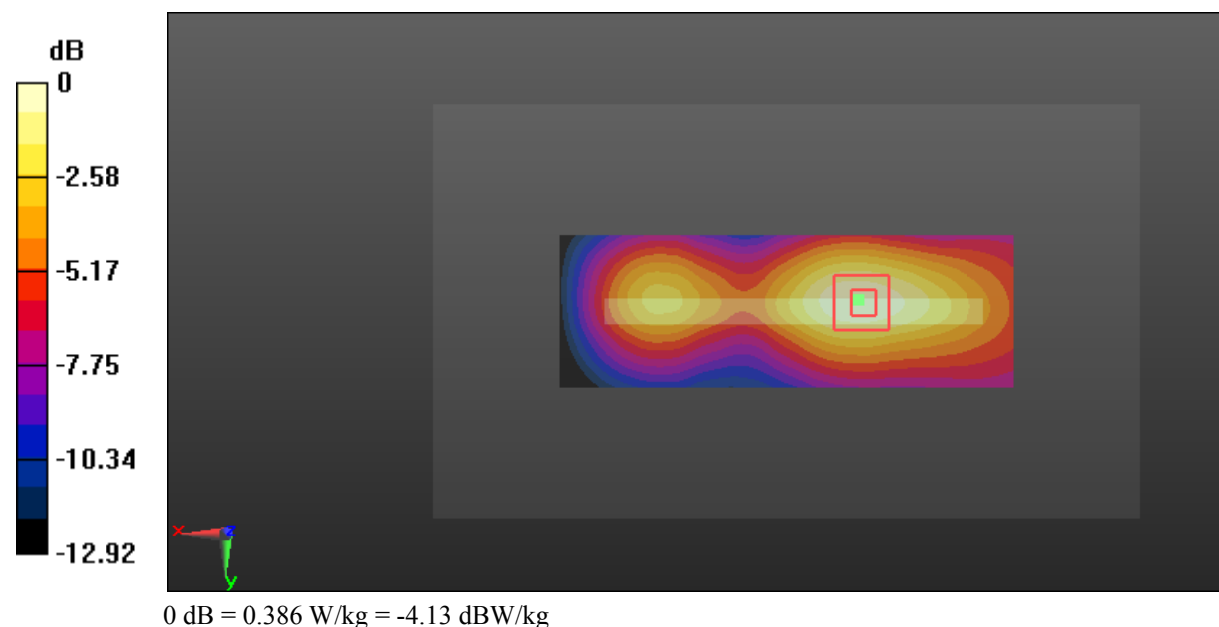
Zoom Scan (5x5x7)/Cube 0: Measurement grid: dx=8mm, dy=8mm, dz=5mm

Reference Value = 12.00 V/m; Power Drift = 0.08 dB

Peak SAR (extrapolated) = 0.469 W/kg

SAR(1 g) = 0.260 W/kg; SAR(10 g) = 0.149 W/kg

Maximum value of SAR (measured) = 0.386 W/kg



Test Plot 46#: LTE Band 2_Body Left_Middle_50%RB

DUT: Mobile Phone; Type: LS5518H; Serial: 18050800121


Communication System: Generic FDD-LTE; Frequency: 1880 MHz;Duty Cycle: 1:1
 Medium parameters used: $f = 1880$ MHz; $\sigma = 1.492$ S/m; $\epsilon_r = 54.329$; $\rho = 1000$ kg/m³ ;
 Phantom section: Left Section

DASY5 Configuration:

- Probe: EX3DV4 - SN7431; ConvF(8, 8, 8); Calibrated: 2017/9/30;
- Sensor-Surface: 1.4mm (Mechanical Surface Detection)
- Electronics: DAE4 Sn772;Calibrated: 2017/10/9
- Phantom: Triple Flat Phantom 5.1C; Type: QD 000 P51 CA; Serial: 1130
- Measurement SW: DASY52, Version 52.8 (8);

Area Scan (121x41x1): Interpolated grid: dx=1.500 mm, dy=1.500 mm
 Maximum value of SAR (interpolated) = 0.257 W/kg

Zoom Scan (5x5x7)/Cube 0: Measurement grid: dx=8mm, dy=8mm, dz=5mm
 Reference Value = 9.667 V/m; Power Drift = 0.10 dB
 Peak SAR (extrapolated) = 0.317 W/kg
SAR(1 g) = 0.172 W/kg; SAR(10 g) = 0.098 W/kg
 Maximum value of SAR (measured) = 0.262 W/kg



Test Plot 47#: LTE Band 2_Body Right_Middle_1RB**DUT: Mobile Phone; Type: LS5518H; Serial: 18050800121**

Communication System: Generic FDD-LTE; Frequency: 1880 MHz; Duty Cycle: 1:1
Medium parameters used: $f = 1880$ MHz; $\sigma = 1.492$ S/m; $\epsilon_r = 54.329$; $\rho = 1000$ kg/m³ ;
Phantom section: Left Section

DASY5 Configuration:

- Probe: EX3DV4 - SN7431; ConvF(8, 8, 8); Calibrated: 2017/9/30;
- Sensor-Surface: 1.4mm (Mechanical Surface Detection)
- Electronics: DAE4 Sn772; Calibrated: 2017/10/9
- Phantom: Triple Flat Phantom 5.1C; Type: QD 000 P51 CA; Serial: 1130
- Measurement SW: DASY52, Version 52.8 (8);

Area Scan (121x41x1): Interpolated grid: dx=1.500 mm, dy=1.500 mm

Maximum value of SAR (interpolated) = 0.233 W/kg


Zoom Scan (5x5x7)/Cube 0: Measurement grid: dx=8mm, dy=8mm, dz=5mm

Reference Value = 6.156 V/m; Power Drift = -0.14 dB

Peak SAR (extrapolated) = 0.290 W/kg

SAR(1 g) = 0.157 W/kg; SAR(10 g) = 0.088 W/kg

Maximum value of SAR (measured) = 0.240 W/kg



Test Plot 48#: LTE Band 2_Body Right_Middle_50%RB**DUT: Mobile Phone; Type: LS5518H; Serial: 18050800121**

Communication System: Generic FDD-LTE; Frequency: 1880 MHz; Duty Cycle: 1:1
Medium parameters used: $f = 1880$ MHz; $\sigma = 1.492$ S/m; $\epsilon_r = 54.329$; $\rho = 1000$ kg/m³ ;
Phantom section: Left Section

DASY5 Configuration:

- Probe: EX3DV4 - SN7431; ConvF(8, 8, 8); Calibrated: 2017/9/30;
- Sensor-Surface: 1.4mm (Mechanical Surface Detection)
- Electronics: DAE4 Sn772; Calibrated: 2017/10/9
- Phantom: Triple Flat Phantom 5.1C; Type: QD 000 P51 CA; Serial: 1130
- Measurement SW: DASY52, Version 52.8 (8);

Area Scan (121x41x1): Interpolated grid: dx=1.500 mm, dy=1.500 mm

Maximum value of SAR (interpolated) = 0.150 W/kg


Zoom Scan (5x5x7)/Cube 0: Measurement grid: dx=8mm, dy=8mm, dz=5mm

Reference Value = 4.884 V/m; Power Drift = 0.19 dB

Peak SAR (extrapolated) = 0.188 W/kg

SAR(1 g) = 0.104 W/kg; SAR(10 g) = 0.058 W/kg

Maximum value of SAR (measured) = 0.156 W/kg



Test Plot 49#: LTE Band 2_Body Bottom_Low_1RB**DUT: Mobile Phone; Type: LS5518H; Serial: 18050800121**

Communication System: Generic FDD-LTE; Frequency: 1860 MHz; Duty Cycle: 1:1
Medium parameters used: $f = 1860$ MHz; $\sigma = 1.469$ S/m; $\epsilon_r = 54.428$; $\rho = 1000$ kg/m³ ;
Phantom section: Left Section

DASY5 Configuration:

- Probe: EX3DV4 - SN7431; ConvF(8, 8, 8); Calibrated: 2017/9/30;
- Sensor-Surface: 1.4mm (Mechanical Surface Detection)
- Electronics: DAE4 Sn772; Calibrated: 2017/10/9
- Phantom: Triple Flat Phantom 5.1C; Type: QD 000 P51 CA; Serial: 1130
- Measurement SW: DASY52, Version 52.8 (8);

Area Scan (51x61x1): Interpolated grid: dx=1.500 mm, dy=1.500 mm

Maximum value of SAR (interpolated) = 1.22 W/kg

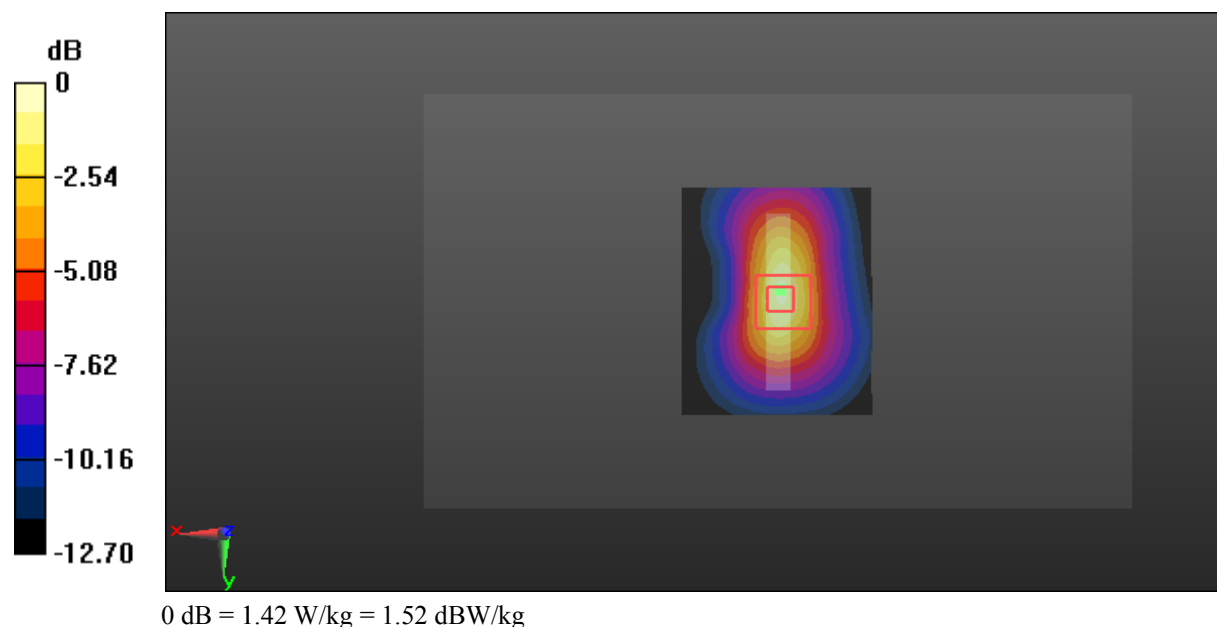
Zoom Scan (5x5x7)/Cube 0: Measurement grid: dx=8mm, dy=8mm, dz=5mm

Reference Value = 32.04 V/m; Power Drift = -0.14 dB

Peak SAR (extrapolated) = 1.77 W/kg

SAR(1 g) = 0.868 W/kg; SAR(10 g) = 0.423 W/kg

Maximum value of SAR (measured) = 1.42 W/kg



Test Plot 50#: LTE Band 2_Body Bottom_Middle_1RB**DUT: Mobile Phone; Type: LS5518H; Serial: 18050800121**

Communication System: Generic FDD-LTE; Frequency: 1880 MHz; Duty Cycle: 1:1
Medium parameters used: $f = 1880$ MHz; $\sigma = 1.492$ S/m; $\epsilon_r = 54.329$; $\rho = 1000$ kg/m³ ;
Phantom section: Left Section

DASY5 Configuration:

- Probe: EX3DV4 - SN7431; ConvF(8, 8, 8); Calibrated: 2017/9/30;
- Sensor-Surface: 1.4mm (Mechanical Surface Detection)
- Electronics: DAE4 Sn772; Calibrated: 2017/10/9
- Phantom: Triple Flat Phantom 5.1C; Type: QD 000 P51 CA; Serial: 1130
- Measurement SW: DASY52, Version 52.8 (8);

Area Scan (51x61x1): Interpolated grid: dx=1.500 mm, dy=1.500 mm

Maximum value of SAR (interpolated) = 1.53 W/kg

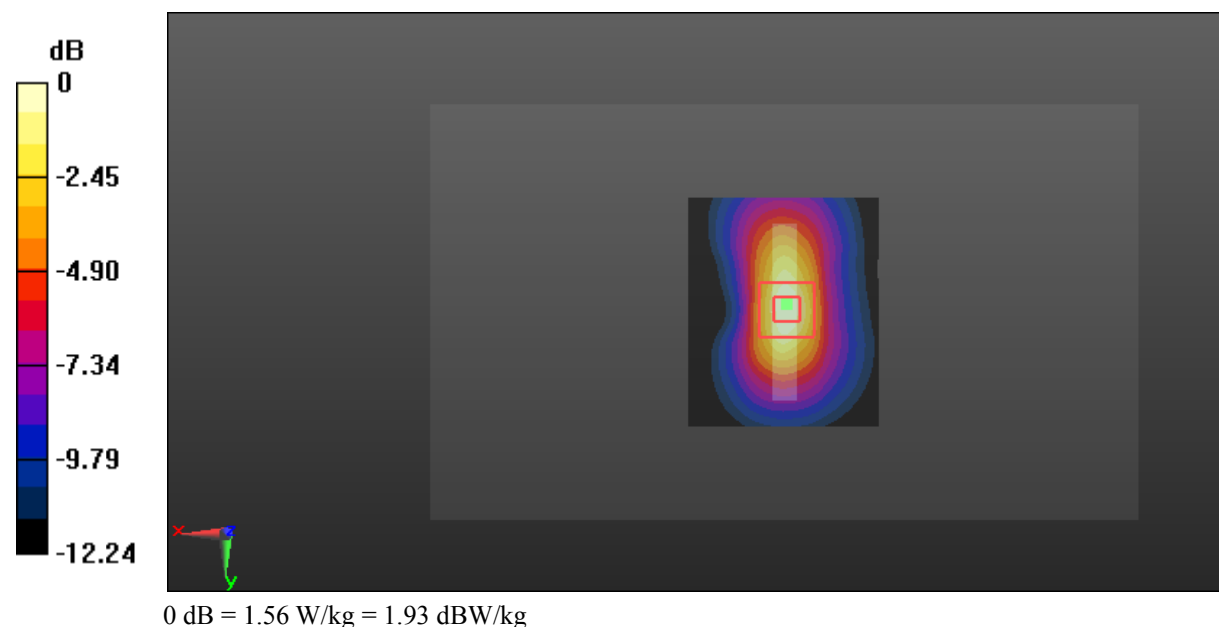
Zoom Scan (5x5x7)/Cube 0: Measurement grid: dx=8mm, dy=8mm, dz=5mm

Reference Value = 32.99 V/m; Power Drift = -0.01 dB

Peak SAR (extrapolated) = 1.91 W/kg

SAR(1 g) = 0.949 W/kg; SAR(10 g) = 0.470 W/kg

Maximum value of SAR (measured) = 1.56 W/kg



Test Plot 51#: LTE Band 2_Body Bottom_High_1RB

DUT: Mobile Phone; Type: LS5518H; Serial: 18050800121

Communication System: Generic FDD-LTE; Frequency: 1900 MHz; Duty Cycle: 1:1
 Medium parameters used: $f = 1900$ MHz; $\sigma = 1.514$ S/m; $\epsilon_r = 54.128$; $\rho = 1000$ kg/m³ ;
 Phantom section: Left Section

DASY5 Configuration:

- Probe: EX3DV4 - SN7431; ConvF(8, 8, 8); Calibrated: 2017/9/30;
- Sensor-Surface: 1.4mm (Mechanical Surface Detection)
- Electronics: DAE4 Sn772; Calibrated: 2017/10/9
- Phantom: Triple Flat Phantom 5.1C; Type: QD 000 P51 CA; Serial: 1130
- Measurement SW: DASY52, Version 52.8 (8);

Area Scan (51x61x1): Interpolated grid: dx=1.500 mm, dy=1.500 mm

Maximum value of SAR (interpolated) = 1.35 W/kg

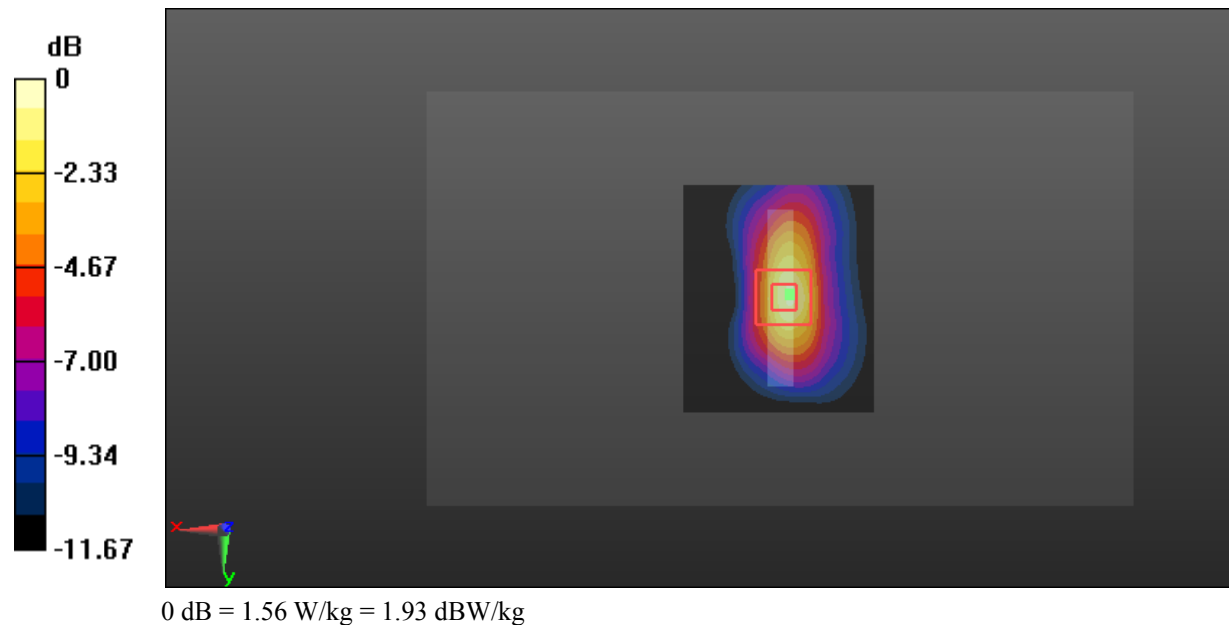
Zoom Scan (5x5x7)/Cube 0: Measurement grid: dx=8mm, dy=8mm, dz=5mm

Reference Value = 26.64 V/m; Power Drift = 0.01 dB

Peak SAR (extrapolated) = 2.01 W/kg

SAR(1 g) = 1 W/kg; SAR(10 g) = 0.493 W/kg

Maximum value of SAR (measured) = 1.56 W/kg



Test Plot 52#: LTE Band 2_Body Bottom_Middle_50%RB**DUT: Mobile Phone; Type: LS5518H; Serial: 18050800121**

Communication System: Generic FDD-LTE; Frequency: 1880 MHz; Duty Cycle: 1:1
Medium parameters used: $f = 1880$ MHz; $\sigma = 1.492$ S/m; $\epsilon_r = 54.329$; $\rho = 1000$ kg/m³ ;
Phantom section: Left Section

DASY5 Configuration:

- Probe: EX3DV4 - SN7431; ConvF(8, 8, 8); Calibrated: 2017/9/30;
- Sensor-Surface: 1.4mm (Mechanical Surface Detection)
- Electronics: DAE4 Sn772; Calibrated: 2017/10/9
- Phantom: Triple Flat Phantom 5.1C; Type: QD 000 P51 CA; Serial: 1130
- Measurement SW: DASY52, Version 52.8 (8);

Area Scan (51x61x1): Interpolated grid: dx=1.500 mm, dy=1.500 mm

Maximum value of SAR (interpolated) = 0.881 W/kg

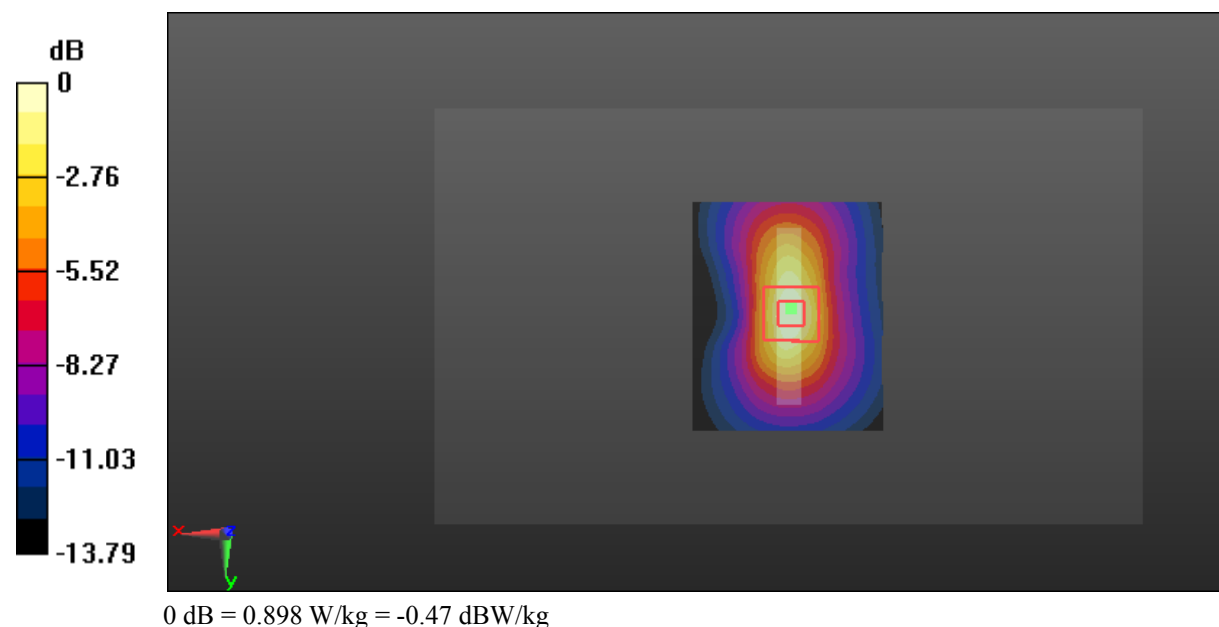
Zoom Scan (5x5x7)/Cube 0: Measurement grid: dx=8mm, dy=8mm, dz=5mm

Reference Value = 23.25 V/m; Power Drift = 0.06 dB

Peak SAR (extrapolated) = 1.11 W/kg

SAR(1 g) = 0.555 W/kg; SAR(10 g) = 0.276 W/kg

Maximum value of SAR (measured) = 0.898 W/kg



Test Plot 53#: LTE Band 4_Head Left Cheek_Middle_1RB**DUT: Mobile Phone; Type: LS5518H; Serial: 18050800121**

Communication System: Generic FDD-LTE; Frequency: 1732.5 MHz; Duty Cycle: 1:1
Medium parameters used: $f = 1732.5$ MHz; $\sigma = 1.345$ S/m; $\epsilon_r = 41.137$; $\rho = 1000$ kg/m³ ;
Phantom section: Left Section

DASY5 Configuration:

- Probe: EX3DV4 - SN7431; ConvF(8.36, 8.36, 8.36); Calibrated: 2017/9/30;
- Sensor-Surface: 1.4mm (Mechanical Surface Detection)
- Electronics: DAE4 Sn772; Calibrated: 2017/10/9
- Phantom: Twin SAM; Type: Twin SAM V5.0; Serial: 1412
- Measurement SW: DASY52, Version 52.8 (8);

Area Scan (111x71x1): Interpolated grid: dx=1.500 mm, dy=1.500 mm

Maximum value of SAR (interpolated) = 0.299 W/kg

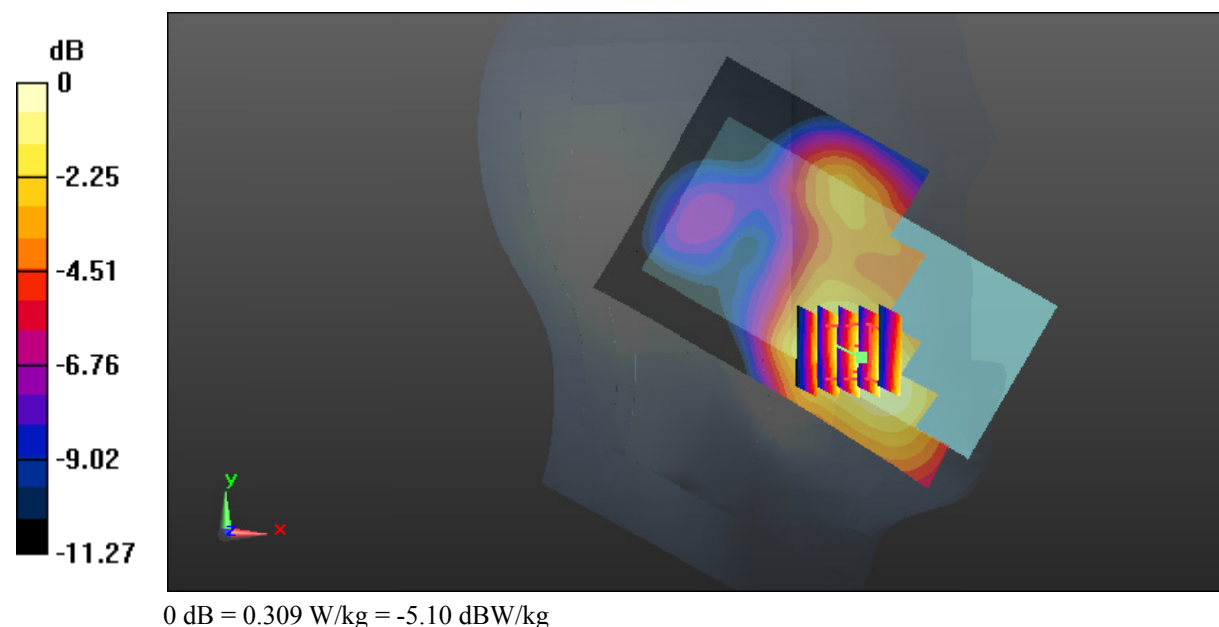
Zoom Scan (5x5x7)/Cube 0: Measurement grid: dx=8mm, dy=8mm, dz=5mm

Reference Value = 7.663 V/m; Power Drift = -0.19 dB

Peak SAR (extrapolated) = 0.357 W/kg

SAR(1 g) = 0.243 W/kg; SAR(10 g) = 0.162 W/kg

Maximum value of SAR (measured) = 0.309 W/kg



Test Plot 54#: LTE Band 4_Head Left Cheek_Middle_50%RB**DUT: Mobile Phone; Type: LS5518H; Serial: 18050800121**

Communication System: Generic FDD-LTE; Frequency: 1732.5 MHz; Duty Cycle: 1:1
Medium parameters used: $f = 1732.5$ MHz; $\sigma = 1.345$ S/m; $\epsilon_r = 41.137$; $\rho = 1000$ kg/m³ ;
Phantom section: Left Section

DASY5 Configuration:

- Probe: EX3DV4 - SN7431; ConvF(8.36, 8.36, 8.36); Calibrated: 2017/9/30;
- Sensor-Surface: 1.4mm (Mechanical Surface Detection)
- Electronics: DAE4 Sn772; Calibrated: 2017/10/9
- Phantom: Twin SAM; Type: Twin SAM V5.0; Serial: 1412
- Measurement SW: DASY52, Version 52.8 (8);

Area Scan (111x71x1): Interpolated grid: dx=1.500 mm, dy=1.500 mm

Maximum value of SAR (interpolated) = 0.219 W/kg

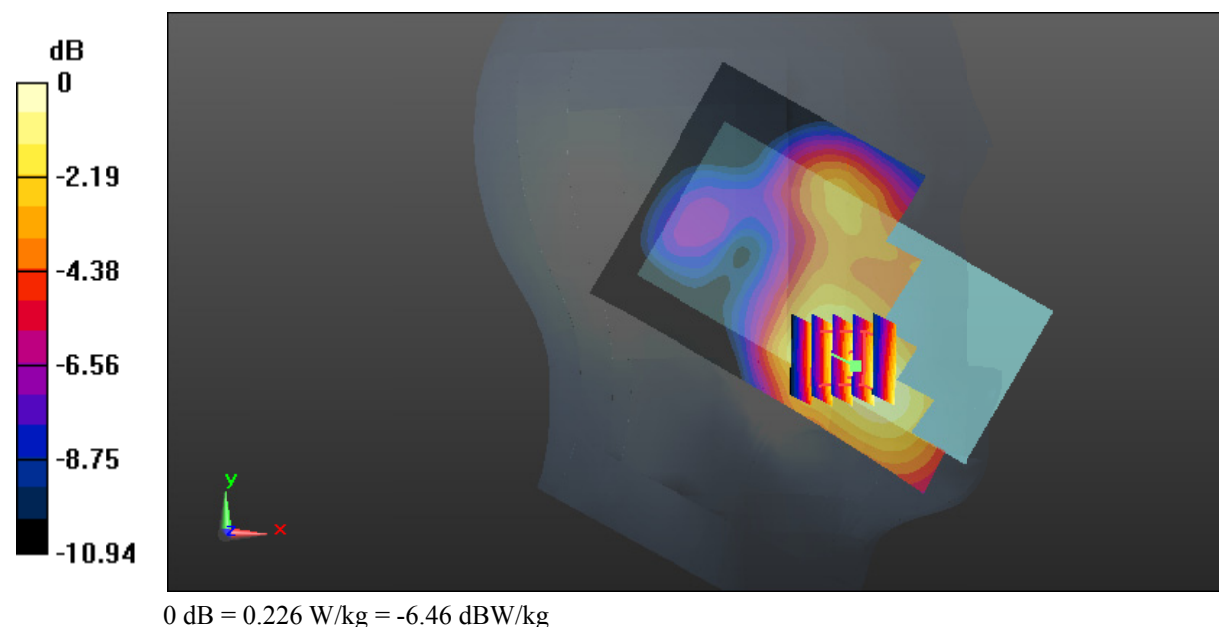
Zoom Scan (5x5x7)/Cube 0: Measurement grid: dx=8mm, dy=8mm, dz=5mm

Reference Value = 6.411 V/m; Power Drift = 0.07 dB

Peak SAR (extrapolated) = 0.256 W/kg

SAR(1 g) = 0.176 W/kg; SAR(10 g) = 0.120 W/kg

Maximum value of SAR (measured) = 0.226 W/kg



Test Plot 55#: LTE Band 4_Head Left Tilt_Middle_1RB**DUT: Mobile Phone; Type: LS5518H; Serial: 18050800121**

Communication System: Generic FDD-LTE; Frequency: 1732.5 MHz; Duty Cycle: 1:1
Medium parameters used: $f = 1732.5$ MHz; $\sigma = 1.345$ S/m; $\epsilon_r = 41.137$; $\rho = 1000$ kg/m³ ;
Phantom section: Left Section

DASY5 Configuration:

- Probe: EX3DV4 - SN7431; ConvF(8.36, 8.36, 8.36); Calibrated: 2017/9/30;
- Sensor-Surface: 1.4mm (Mechanical Surface Detection)
- Electronics: DAE4 Sn772; Calibrated: 2017/10/9
- Phantom: Twin SAM; Type: Twin SAM V5.0; Serial: 1412
- Measurement SW: DASY52, Version 52.8 (8);

Area Scan (111x71x1): Interpolated grid: dx=1.500 mm, dy=1.500 mm

Maximum value of SAR (interpolated) = 0.125 W/kg


Zoom Scan (5x5x7)/Cube 0: Measurement grid: dx=8mm, dy=8mm, dz=5mm

Reference Value = 9.588 V/m; Power Drift = -0.05 dB

Peak SAR (extrapolated) = 0.126 W/kg

SAR(1 g) = 0.090 W/kg; SAR(10 g) = 0.061 W/kg

Maximum value of SAR (measured) = 0.113 W/kg



Test Plot 56#: LTE Band 4_Head Left Tilt_Middle_50%RB**DUT: Mobile Phone; Type: LS5518H; Serial: 18050800121**

Communication System: Generic FDD-LTE; Frequency: 1732.5 MHz; Duty Cycle: 1:1
Medium parameters used: $f = 1732.5$ MHz; $\sigma = 1.345$ S/m; $\epsilon_r = 41.137$; $\rho = 1000$ kg/m³ ;
Phantom section: Left Section

DASY5 Configuration:

- Probe: EX3DV4 - SN7431; ConvF(8.36, 8.36, 8.36); Calibrated: 2017/9/30;
- Sensor-Surface: 1.4mm (Mechanical Surface Detection)
- Electronics: DAE4 Sn772; Calibrated: 2017/10/9
- Phantom: Twin SAM; Type: Twin SAM V5.0; Serial: 1412
- Measurement SW: DASY52, Version 52.8 (8);

Area Scan (111x71x1): Interpolated grid: dx=1.500 mm, dy=1.500 mm

Maximum value of SAR (interpolated) = 0.0959 W/kg

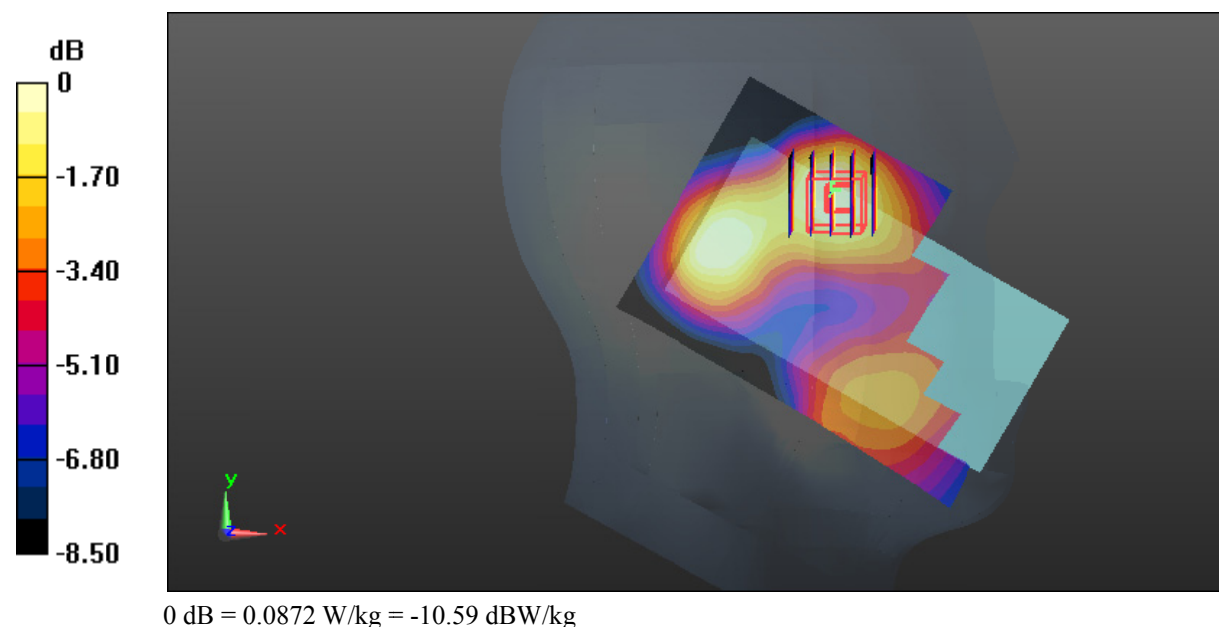
Zoom Scan (5x5x7)/Cube 0: Measurement grid: dx=8mm, dy=8mm, dz=5mm

Reference Value = 8.419 V/m; Power Drift = 0.03 dB

Peak SAR (extrapolated) = 0.0970 W/kg

SAR(1 g) = 0.070 W/kg; SAR(10 g) = 0.048 W/kg

Maximum value of SAR (measured) = 0.0872 W/kg



Test Plot 57#: LTE Band 4_Head Right Cheek_Middle_1RB**DUT: Mobile Phone; Type: LS5518H; Serial: 18050800121**

Communication System: Generic FDD-LTE; Frequency: 1732.5 MHz; Duty Cycle: 1:1
Medium parameters used: $f = 1732.5$ MHz; $\sigma = 1.345$ S/m; $\epsilon_r = 41.137$; $\rho = 1000$ kg/m³ ;
Phantom section: Right Section

DASY5 Configuration:

- Probe: EX3DV4 - SN7431; ConvF(8.36, 8.36, 8.36); Calibrated: 2017/9/30;
- Sensor-Surface: 1.4mm (Mechanical Surface Detection)
- Electronics: DAE4 Sn772; Calibrated: 2017/10/9
- Phantom: Twin SAM; Type: Twin SAM V5.0; Serial: 1412
- Measurement SW: DASY52, Version 52.8 (8);

Area Scan (111x71x1): Interpolated grid: dx=1.500 mm, dy=1.500 mm

Maximum value of SAR (interpolated) = 0.256 W/kg

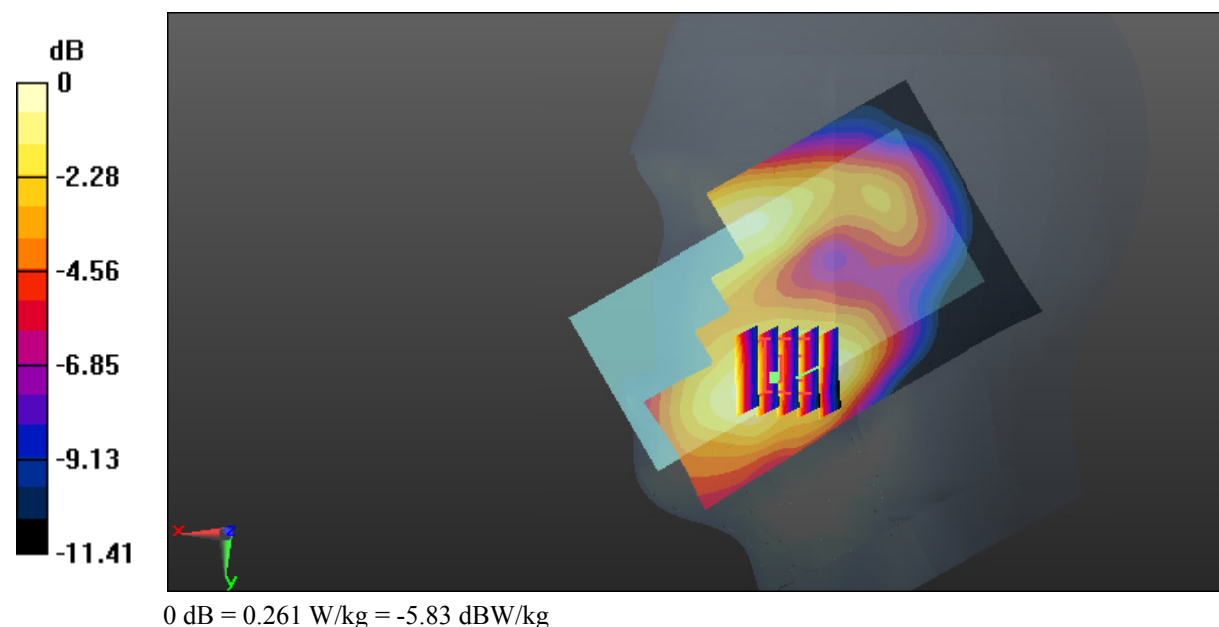
Zoom Scan (5x5x7)/Cube 0: Measurement grid: dx=8mm, dy=8mm, dz=5mm

Reference Value = 7.975 V/m; Power Drift = 0.18 dB

Peak SAR (extrapolated) = 0.309 W/kg

SAR(1 g) = 0.192 W/kg; SAR(10 g) = 0.123 W/kg

Maximum value of SAR (measured) = 0.261 W/kg



Test Plot 58#: LTE Band 4_Head Right Cheek_Middle_50%RB**DUT: Mobile Phone; Type: LS5518H; Serial: 18050800121**

Communication System: Generic FDD-LTE; Frequency: 1732.5 MHz; Duty Cycle: 1:1
Medium parameters used: $f = 1732.5$ MHz; $\sigma = 1.345$ S/m; $\epsilon_r = 41.137$; $\rho = 1000$ kg/m³ ;
Phantom section: Right Section

DASY5 Configuration:

- Probe: EX3DV4 - SN7431; ConvF(8.36, 8.36, 8.36); Calibrated: 2017/9/30;
- Sensor-Surface: 1.4mm (Mechanical Surface Detection)
- Electronics: DAE4 Sn772; Calibrated: 2017/10/9
- Phantom: Twin SAM; Type: Twin SAM V5.0; Serial: 1412
- Measurement SW: DASY52, Version 52.8 (8);

Area Scan (111x71x1): Interpolated grid: dx=1.500 mm, dy=1.500 mm

Maximum value of SAR (interpolated) = 0.192 W/kg


Zoom Scan (6x5x7)/Cube 0: Measurement grid: dx=8mm, dy=8mm, dz=5mm

Reference Value = 7.091 V/m; Power Drift = -0.10 dB

Peak SAR (extrapolated) = 0.223 W/kg

SAR(1 g) = 0.142 W/kg; SAR(10 g) = 0.093 W/kg

Maximum value of SAR (measured) = 0.189 W/kg



Test Plot 59#: LTE Band 4_Head Right Tilt_Middle_1RB**DUT: Mobile Phone; Type: LS5518H; Serial: 18050800121**

Communication System: Generic FDD-LTE; Frequency: 1732.5 MHz; Duty Cycle: 1:1
Medium parameters used: $f = 1732.5$ MHz; $\sigma = 1.345$ S/m; $\epsilon_r = 41.137$; $\rho = 1000$ kg/m³ ;
Phantom section: Right Section

DASY5 Configuration:

- Probe: EX3DV4 - SN7431; ConvF(8.36, 8.36, 8.36); Calibrated: 2017/9/30;
- Sensor-Surface: 1.4mm (Mechanical Surface Detection)
- Electronics: DAE4 Sn772; Calibrated: 2017/10/9
- Phantom: Twin SAM; Type: Twin SAM V5.0; Serial: 1412
- Measurement SW: DASY52, Version 52.8 (8);

Area Scan (111x71x1): Interpolated grid: dx=1.500 mm, dy=1.500 mm

Maximum value of SAR (interpolated) = 0.204 W/kg

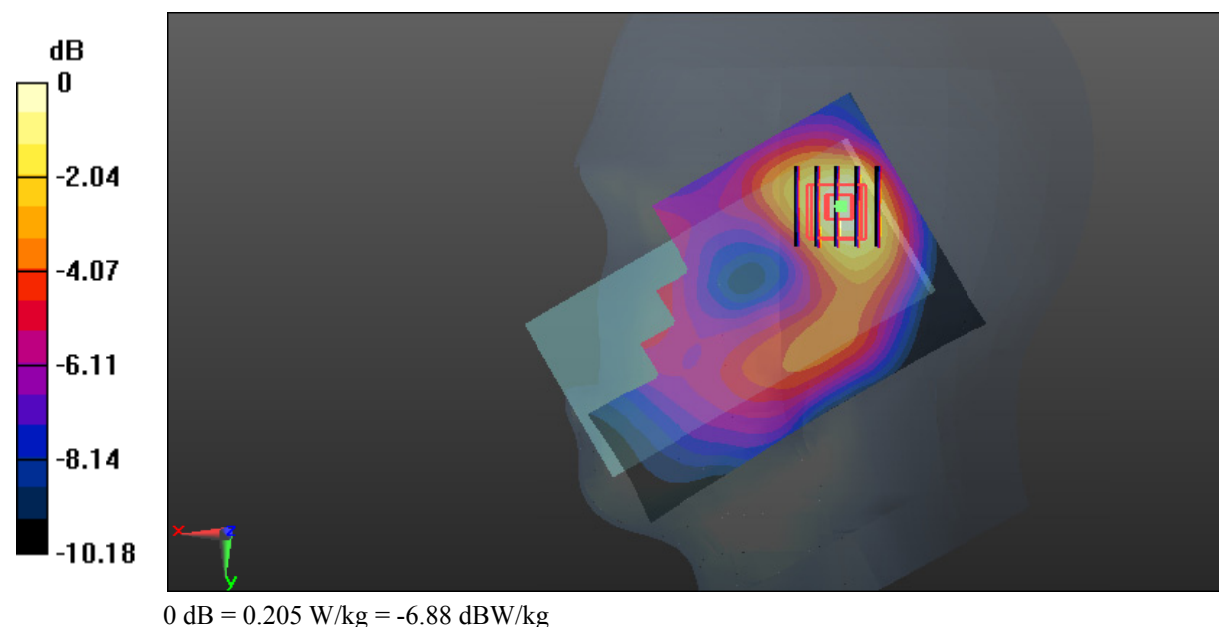
Zoom Scan (5x5x7)/Cube 0: Measurement grid: dx=8mm, dy=8mm, dz=5mm

Reference Value = 11.50 V/m; Power Drift = -0.01 dB

Peak SAR (extrapolated) = 0.244 W/kg

SAR(1 g) = 0.142 W/kg; SAR(10 g) = 0.086 W/kg

Maximum value of SAR (measured) = 0.205 W/kg



Test Plot 60#: LTE Band 4_Head Right Tilt_Middle_50%RB**DUT: Mobile Phone; Type: LS5518H; Serial: 18050800121**

Communication System: Generic FDD-LTE; Frequency: 1732.5 MHz; Duty Cycle: 1:1
Medium parameters used: $f = 1732.5$ MHz; $\sigma = 1.345$ S/m; $\epsilon_r = 41.137$; $\rho = 1000$ kg/m³ ;
Phantom section: Right Section

DASY5 Configuration:

- Probe: EX3DV4 - SN7431; ConvF(8.36, 8.36, 8.36); Calibrated: 2017/9/30;
- Sensor-Surface: 1.4mm (Mechanical Surface Detection)
- Electronics: DAE4 Sn772; Calibrated: 2017/10/9
- Phantom: Twin SAM; Type: Twin SAM V5.0; Serial: 1412
- Measurement SW: DASY52, Version 52.8 (8);

Area Scan (111x71x1): Interpolated grid: dx=1.500 mm, dy=1.500 mm

Maximum value of SAR (interpolated) = 0.151 W/kg

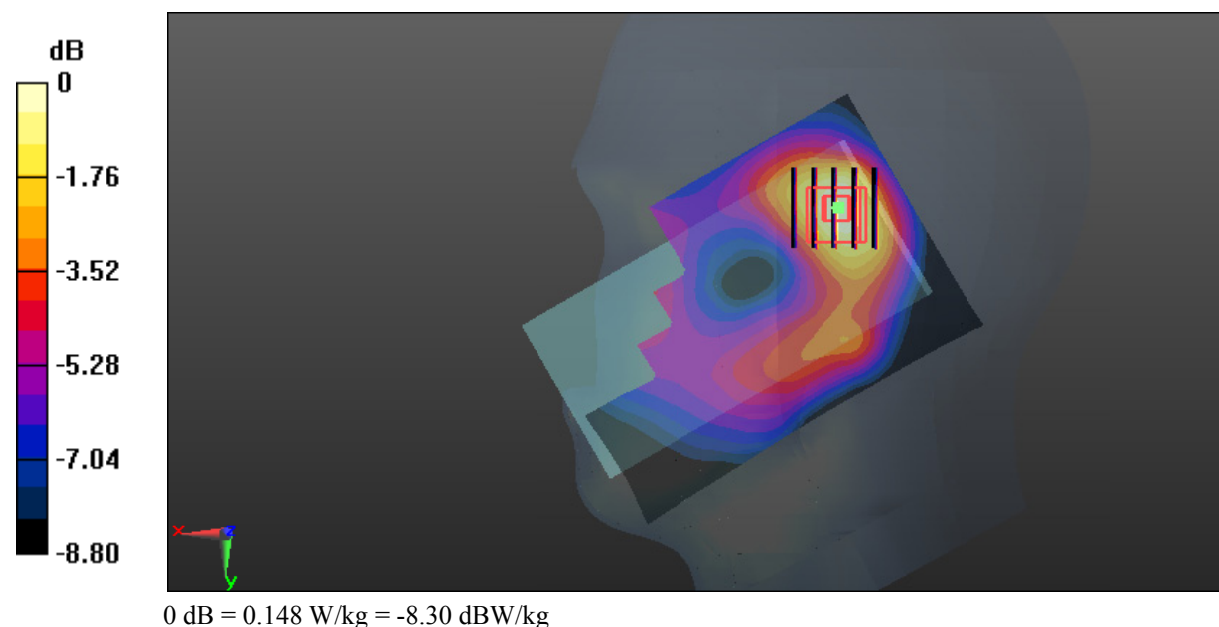
Zoom Scan (5x5x7)/Cube 0: Measurement grid: dx=8mm, dy=8mm, dz=5mm

Reference Value = 9.923 V/m; Power Drift = 0.04 dB

Peak SAR (extrapolated) = 0.179 W/kg

SAR(1 g) = 0.104 W/kg; SAR(10 g) = 0.063 W/kg

Maximum value of SAR (measured) = 0.148 W/kg



Test Plot 61#: LTE Band 4_Body Back_Middle_1RB**DUT: Mobile Phone; Type: LS5518H; Serial: 18050800121**

Communication System: Generic FDD-LTE; Frequency: 1732.5 MHz; Duty Cycle: 1:1
Medium parameters used: $f = 1732.5$ MHz; $\sigma = 1.529$ S/m; $\epsilon_r = 52.831$; $\rho = 1000$ kg/m³ ;
Phantom section: Left Section

DASY5 Configuration:

- Probe: EX3DV4 - SN7431; ConvF(8.23, 8.23, 8.23); Calibrated: 2017/9/30;
- Sensor-Surface: 1.4mm (Mechanical Surface Detection)
- Electronics: DAE4 Sn772; Calibrated: 2017/10/9
- Phantom: Triple Flat Phantom 5.1C; Type: QD 000 P51 CA; Serial: 1130
- Measurement SW: DASY52, Version 52.8 (8);

Area Scan (121x61x1): Interpolated grid: dx=1.500 mm, dy=1.500 mm

Maximum value of SAR (interpolated) = 0.952 W/kg

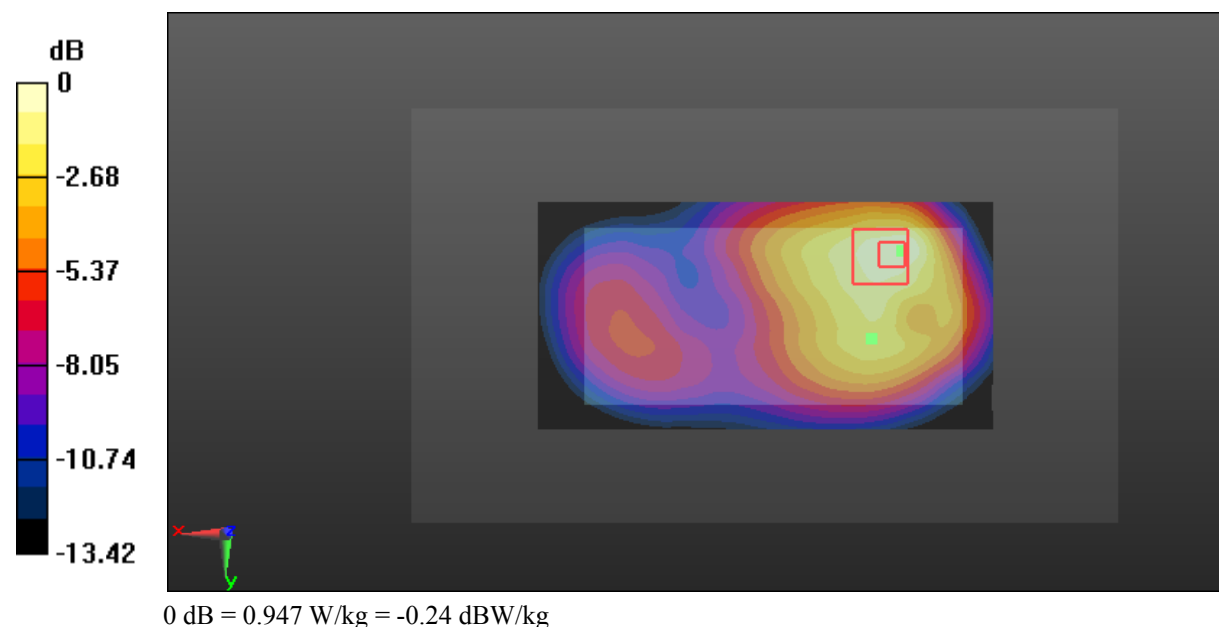
Zoom Scan (6x6x7)/Cube 0: Measurement grid: dx=8mm, dy=8mm, dz=5mm

Reference Value = 12.37 V/m; Power Drift = 0.07 dB

Peak SAR (extrapolated) = 1.17 W/kg

SAR(1 g) = 0.637 W/kg; SAR(10 g) = 0.361 W/kg

Maximum value of SAR (measured) = 0.947 W/kg



Test Plot 62#: LTE Band 4_Body Back_Middle_50%RB**DUT: Mobile Phone; Type: LS5518H; Serial: 18050800121**

Communication System: Generic FDD-LTE; Frequency: 1732.5 MHz; Duty Cycle: 1:1
Medium parameters used: $f = 1732.5$ MHz; $\sigma = 1.529$ S/m; $\epsilon_r = 52.831$; $\rho = 1000$ kg/m³ ;
Phantom section: Left Section

DASY5 Configuration:

- Probe: EX3DV4 - SN7431; ConvF(8.23, 8.23, 8.23); Calibrated: 2017/9/30;
- Sensor-Surface: 1.4mm (Mechanical Surface Detection)
- Electronics: DAE4 Sn772; Calibrated: 2017/10/9
- Phantom: Triple Flat Phantom 5.1C; Type: QD 000 P51 CA; Serial: 1130
- Measurement SW: DASY52, Version 52.8 (8);

Area Scan (121x61x1): Interpolated grid: dx=1.500 mm, dy=1.500 mm

Maximum value of SAR (interpolated) = 0.749 W/kg

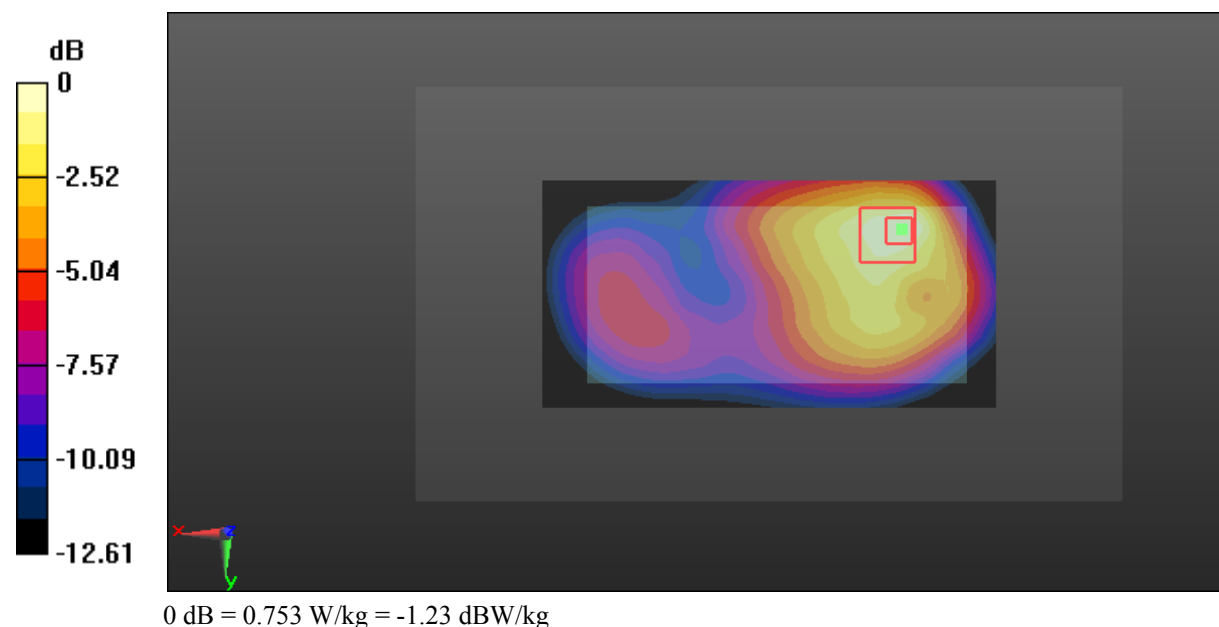
Zoom Scan (6x6x7)/Cube 0: Measurement grid: dx=8mm, dy=8mm, dz=5mm

Reference Value = 10.83 V/m; Power Drift = 0.18 dB

Peak SAR (extrapolated) = 0.919 W/kg

SAR(1 g) = 0.495 W/kg; SAR(10 g) = 0.277 W/kg

Maximum value of SAR (measured) = 0.753 W/kg



Test Plot 63#: LTE Band 4_Body Left_Middle_1RB**DUT: Mobile Phone; Type: LS5518H; Serial: 18050800121**

Communication System: Generic FDD-LTE; Frequency: 1732.5 MHz; Duty Cycle: 1:1
Medium parameters used: $f = 1732.5$ MHz; $\sigma = 1.529$ S/m; $\epsilon_r = 52.831$; $\rho = 1000$ kg/m³ ;
Phantom section: Left Section

DASY5 Configuration:

- Probe: EX3DV4 - SN7431; ConvF(8.23, 8.23, 8.23); Calibrated: 2017/9/30;
- Sensor-Surface: 1.4mm (Mechanical Surface Detection)
- Electronics: DAE4 Sn772; Calibrated: 2017/10/9
- Phantom: Triple Flat Phantom 5.1C; Type: QD 000 P51 CA; Serial: 1130
- Measurement SW: DASY52, Version 52.8 (8);

Area Scan (121x41x1): Interpolated grid: dx=1.500 mm, dy=1.500 mm

Maximum value of SAR (interpolated) = 0.661 W/kg

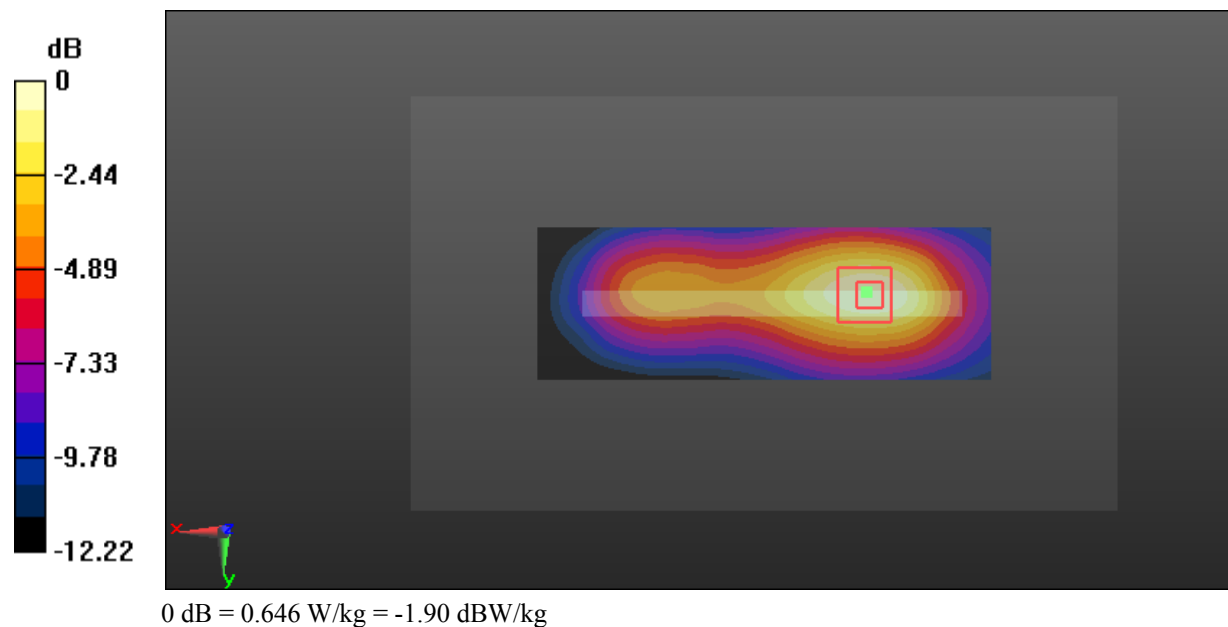
Zoom Scan (5x5x7)/Cube 0: Measurement grid: dx=8mm, dy=8mm, dz=5mm

Reference Value = 14.33 V/m; Power Drift = 0.02 dB

Peak SAR (extrapolated) = 0.773 W/kg

SAR(1 g) = 0.435 W/kg; SAR(10 g) = 0.251 W/kg

Maximum value of SAR (measured) = 0.646 W/kg



Test Plot 64#: LTE Band 4_Body Left_Middle_50%RB**DUT: Mobile Phone; Type: LS5518H; Serial: 18050800121**

Communication System: Generic FDD-LTE; Frequency: 1732.5 MHz; Duty Cycle: 1:1
Medium parameters used: $f = 1732.5$ MHz; $\sigma = 1.529$ S/m; $\epsilon_r = 52.831$; $\rho = 1000$ kg/m³ ;
Phantom section: Left Section

DASY5 Configuration:

- Probe: EX3DV4 - SN7431; ConvF(8.23, 8.23, 8.23); Calibrated: 2017/9/30;
- Sensor-Surface: 1.4mm (Mechanical Surface Detection)
- Electronics: DAE4 Sn772; Calibrated: 2017/10/9
- Phantom: Triple Flat Phantom 5.1C; Type: QD 000 P51 CA; Serial: 1130
- Measurement SW: DASY52, Version 52.8 (8);

Area Scan (121x41x1): Interpolated grid: dx=1.500 mm, dy=1.500 mm

Maximum value of SAR (interpolated) = 0.511 W/kg

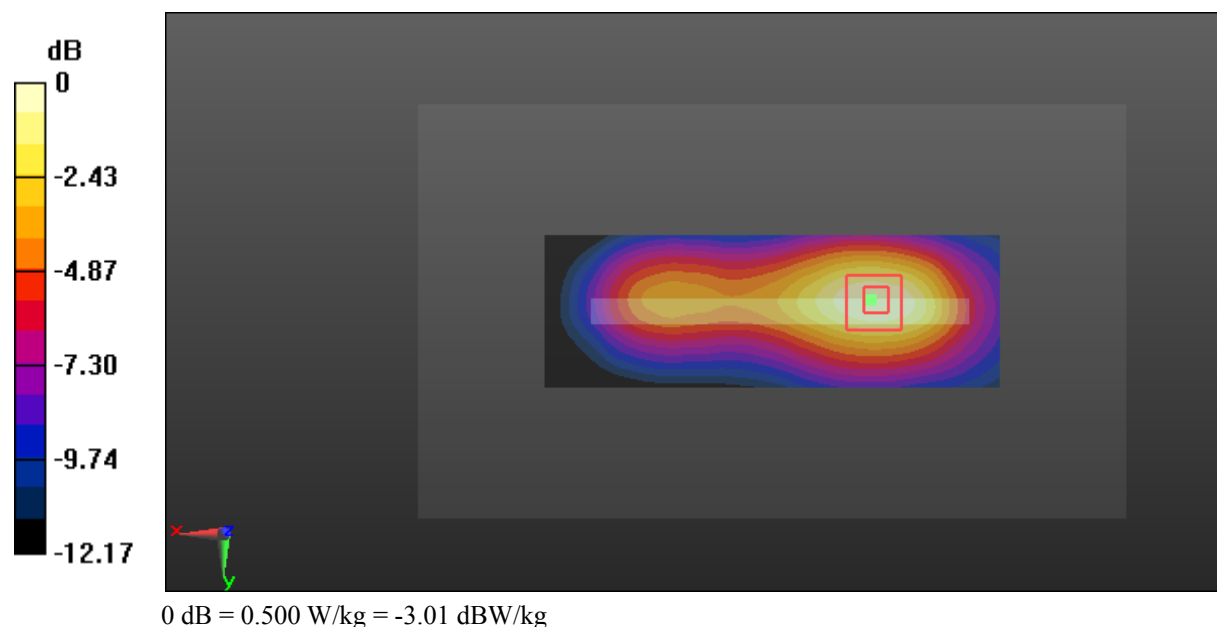
Zoom Scan (5x5x7)/Cube 0: Measurement grid: dx=8mm, dy=8mm, dz=5mm

Reference Value = 12.23 V/m; Power Drift = -0.11 dB

Peak SAR (extrapolated) = 0.602 W/kg

SAR(1 g) = 0.334 W/kg; SAR(10 g) = 0.192 W/kg

Maximum value of SAR (measured) = 0.500 W/kg



Test Plot 65#: LTE Band 4_Body Right_Middle_1RB**DUT: Mobile Phone; Type: LS5518H; Serial: 18050800121**

Communication System: Generic FDD-LTE; Frequency: 1732.5 MHz; Duty Cycle: 1:1
Medium parameters used: $f = 1732.5$ MHz; $\sigma = 1.529$ S/m; $\epsilon_r = 52.831$; $\rho = 1000$ kg/m³ ;
Phantom section: Left Section

DASY5 Configuration:

- Probe: EX3DV4 - SN7431; ConvF(8.23, 8.23, 8.23); Calibrated: 2017/9/30;
- Sensor-Surface: 1.4mm (Mechanical Surface Detection)
- Electronics: DAE4 Sn772; Calibrated: 2017/10/9
- Phantom: Triple Flat Phantom 5.1C; Type: QD 000 P51 CA; Serial: 1130
- Measurement SW: DASY52, Version 52.8 (8);

Area Scan (121x41x1): Interpolated grid: dx=1.500 mm, dy=1.500 mm

Maximum value of SAR (interpolated) = 0.316 W/kg


Zoom Scan (5x5x7)/Cube 0: Measurement grid: dx=8mm, dy=8mm, dz=5mm

Reference Value = 8.312 V/m; Power Drift = 0.03 dB

Peak SAR (extrapolated) = 0.384 W/kg

SAR(1 g) = 0.219 W/kg; SAR(10 g) = 0.129 W/kg

Maximum value of SAR (measured) = 0.323 W/kg



Test Plot 66#: LTE Band 4_Body Right_Middle_50%RB**DUT: Mobile Phone; Type: LS5518H; Serial: 18050800121**

Communication System: Generic FDD-LTE; Frequency: 1732.5 MHz; Duty Cycle: 1:1
Medium parameters used: $f = 1732.5$ MHz; $\sigma = 1.529$ S/m; $\epsilon_r = 52.831$; $\rho = 1000$ kg/m³ ;
Phantom section: Left Section

DASY5 Configuration:

- Probe: EX3DV4 - SN7431; ConvF(8.23, 8.23, 8.23); Calibrated: 2017/9/30;
- Sensor-Surface: 1.4mm (Mechanical Surface Detection)
- Electronics: DAE4 Sn772; Calibrated: 2017/10/9
- Phantom: Triple Flat Phantom 5.1C; Type: QD 000 P51 CA; Serial: 1130
- Measurement SW: DASY52, Version 52.8 (8);

Area Scan (121x41x1): Interpolated grid: dx=1.500 mm, dy=1.500 mm

Maximum value of SAR (interpolated) = 0.247 W/kg


Zoom Scan (5x5x7)/Cube 0: Measurement grid: dx=8mm, dy=8mm, dz=5mm

Reference Value = 7.403 V/m; Power Drift = -0.03 dB

Peak SAR (extrapolated) = 0.295 W/kg

SAR(1 g) = 0.168 W/kg; SAR(10 g) = 0.099 W/kg

Maximum value of SAR (measured) = 0.247 W/kg



Test Plot 67#: LTE Band 4_Body Bottom_Middle_1RB**DUT: Mobile Phone; Type: LS5518H; Serial: 18050800121**

Communication System: Generic FDD-LTE; Frequency: 1732.5 MHz; Duty Cycle: 1:1
Medium parameters used: $f = 1732.5$ MHz; $\sigma = 1.529$ S/m; $\epsilon_r = 52.831$; $\rho = 1000$ kg/m³ ;
Phantom section: Left Section

DASY5 Configuration:

- Probe: EX3DV4 - SN7431; ConvF(8.23, 8.23, 8.23); Calibrated: 2017/9/30;
- Sensor-Surface: 1.4mm (Mechanical Surface Detection)
- Electronics: DAE4 Sn772; Calibrated: 2017/10/9
- Phantom: Triple Flat Phantom 5.1C; Type: QD 000 P51 CA; Serial: 1130
- Measurement SW: DASY52, Version 52.8 (8);

Area Scan (51x61x1): Interpolated grid: dx=1.500 mm, dy=1.500 mm

Maximum value of SAR (interpolated) = 0.798 W/kg


Zoom Scan (5x5x7)/Cube 0: Measurement grid: dx=8mm, dy=8mm, dz=5mm

Reference Value = 21.82 V/m; Power Drift = -0.13 dB

Peak SAR (extrapolated) = 0.932 W/kg

SAR(1 g) = 0.487 W/kg; SAR(10 g) = 0.257 W/kg

Maximum value of SAR (measured) = 0.770 W/kg



Test Plot 68#: LTE Band 4_Body Bottom_Middle_50%RB**DUT: Mobile Phone; Type: LS5518H; Serial: 18050800121**

Communication System: Generic FDD-LTE; Frequency: 1732.5 MHz; Duty Cycle: 1:1
Medium parameters used: $f = 1732.5$ MHz; $\sigma = 1.529$ S/m; $\epsilon_r = 52.831$; $\rho = 1000$ kg/m³ ;
Phantom section: Left Section

DASY5 Configuration:

- Probe: EX3DV4 - SN7431; ConvF(8.23, 8.23, 8.23); Calibrated: 2017/9/30;
- Sensor-Surface: 1.4mm (Mechanical Surface Detection)
- Electronics: DAE4 Sn772; Calibrated: 2017/10/9
- Phantom: Triple Flat Phantom 5.1C; Type: QD 000 P51 CA; Serial: 1130
- Measurement SW: DASY52, Version 52.8 (8);

Area Scan (51x61x1): Interpolated grid: dx=1.500 mm, dy=1.500 mm

Maximum value of SAR (interpolated) = 0.636 W/kg

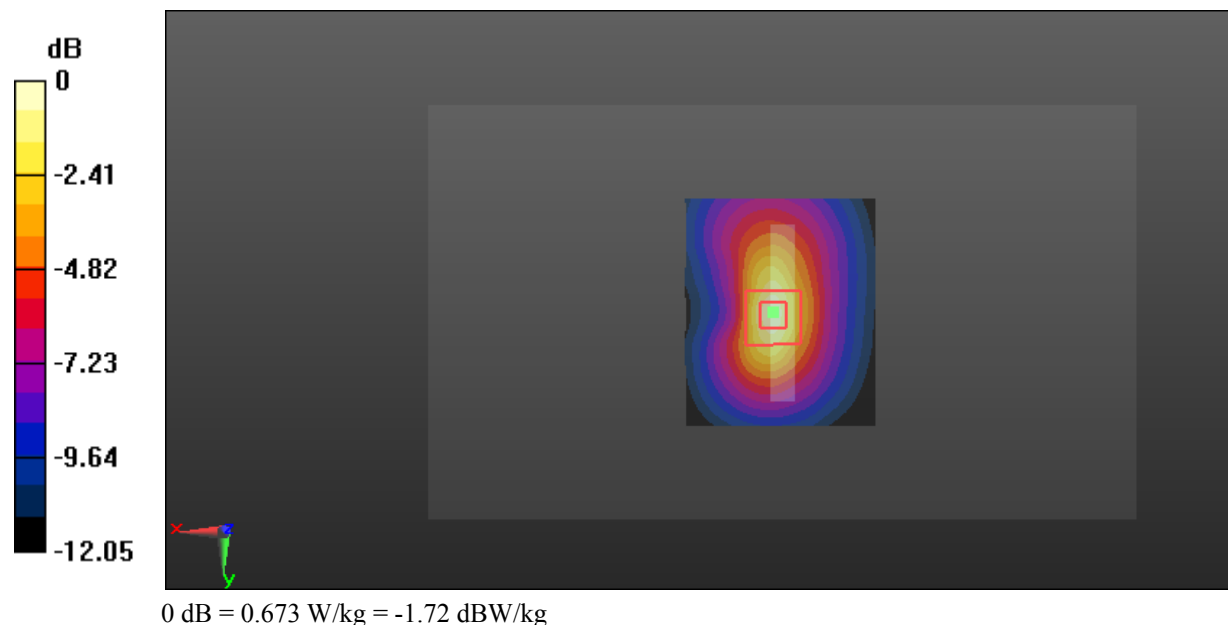
Zoom Scan (5x5x7)/Cube 0: Measurement grid: dx=8mm, dy=8mm, dz=5mm

Reference Value = 20.17 V/m; Power Drift = -0.12 dB

Peak SAR (extrapolated) = 0.811 W/kg

SAR(1 g) = 0.418 W/kg; SAR(10 g) = 0.215 W/kg

Maximum value of SAR (measured) = 0.673 W/kg



Test Plot 69#: LTE Band 7_Head Left Cheek_Middle_1RB**DUT: Mobile Phone; Type: LS5518H; Serial: 18050800121**

Communication System: Generic FDD-LTE; Frequency: 2535 MHz; Duty Cycle: 1:1
Medium parameters used: $f = 2535$ MHz; $\sigma = 1.925$ S/m; $\epsilon_r = 38.877$; $\rho = 1000$ kg/m³ ;
Phantom section: Left Section

DASY5 Configuration:

- Probe: EX3DV4 - SN7431; ConvF(7.86, 7.86, 7.86); Calibrated: 2017/9/30;
- Sensor-Surface: 1.4mm (Mechanical Surface Detection)
- Electronics: DAE4 Sn772; Calibrated: 2017/10/9
- Phantom: Twin SAM; Type: Twin SAM V5.0; Serial: 1412
- Measurement SW: DASY52, Version 52.8 (8);

Area Scan (141x81x1): Interpolated grid: dx=1.200 mm, dy=1.200 mm

Maximum value of SAR (interpolated) = 0.118 W/kg

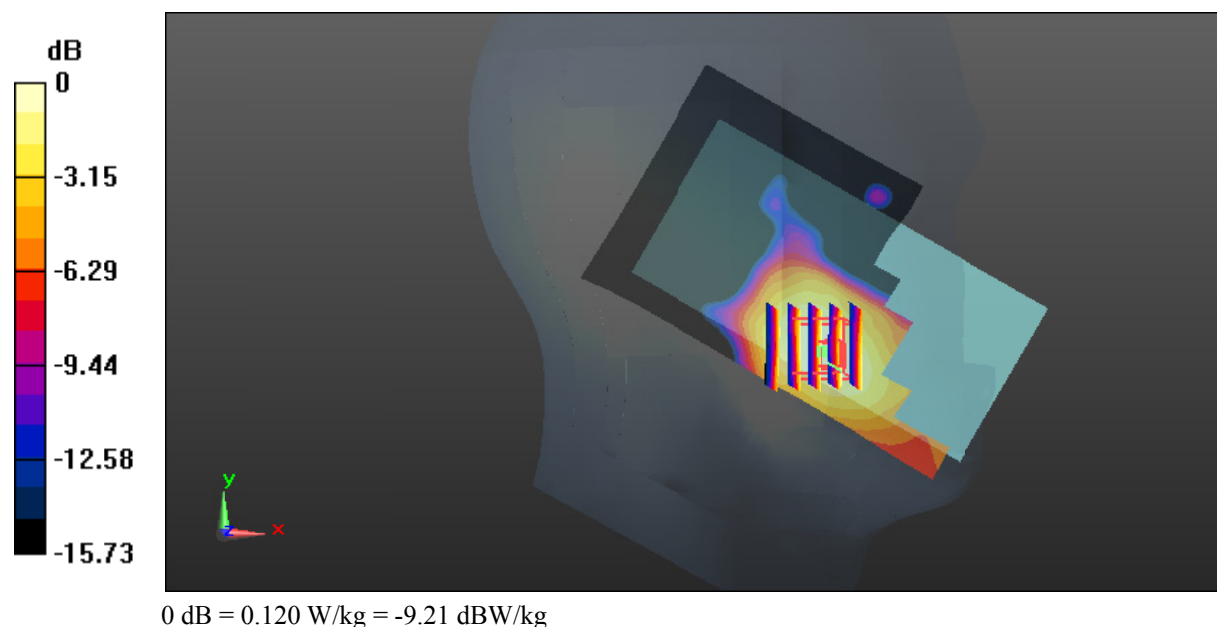
Zoom Scan (5x5x7)/Cube 0: Measurement grid: dx=8mm, dy=8mm, dz=5mm

Reference Value = 1.691 V/m; Power Drift = 0.12 dB

Peak SAR (extrapolated) = 0.155 W/kg

SAR(1 g) = 0.083 W/kg; SAR(10 g) = 0.048 W/kg

Maximum value of SAR (measured) = 0.120 W/kg



Test Plot 70#: LTE Band 7_Head Left Cheek_Middle_50%RB**DUT: Mobile Phone; Type: LS5518H; Serial: 18050800121**

Communication System: Generic FDD-LTE; Frequency: 2535 MHz; Duty Cycle: 1:1
Medium parameters used: $f = 2535$ MHz; $\sigma = 1.925$ S/m; $\epsilon_r = 38.877$; $\rho = 1000$ kg/m³ ;
Phantom section: Left Section

DASY5 Configuration:

- Probe: EX3DV4 - SN7431; ConvF(7.86, 7.86, 7.86); Calibrated: 2017/9/30;
- Sensor-Surface: 1.4mm (Mechanical Surface Detection)
- Electronics: DAE4 Sn772; Calibrated: 2017/10/9
- Phantom: Twin SAM; Type: Twin SAM V5.0; Serial: 1412
- Measurement SW: DASY52, Version 52.8 (8);

Area Scan (141x81x1): Interpolated grid: dx=1.200 mm, dy=1.200 mm

Maximum value of SAR (interpolated) = 0.0920 W/kg

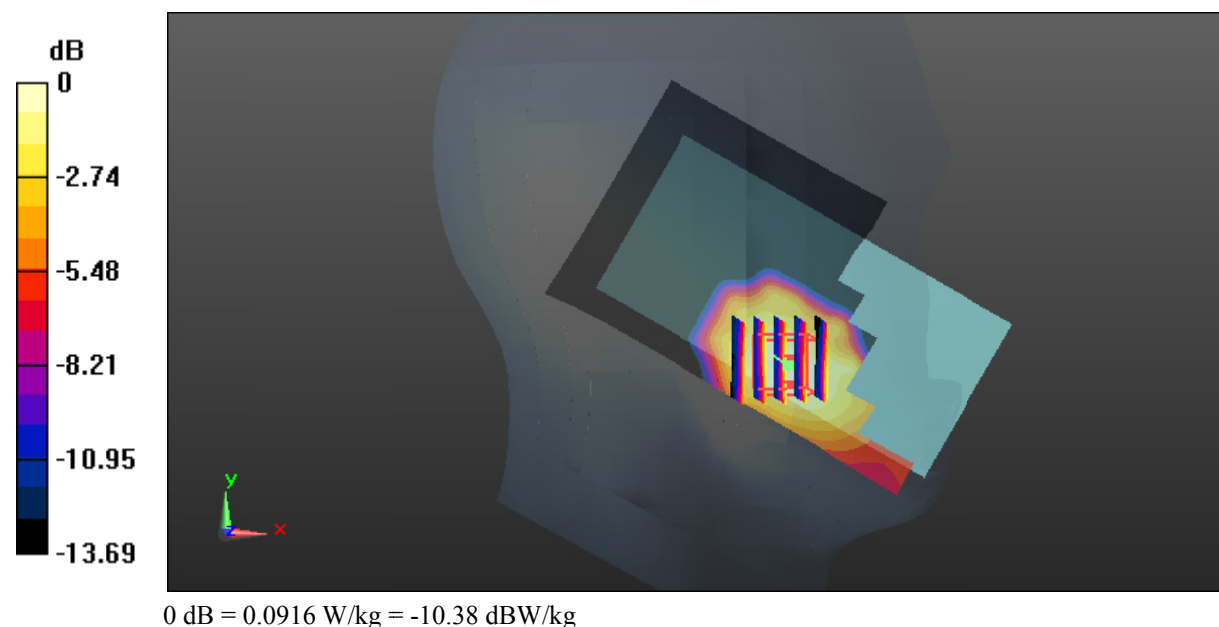
Zoom Scan (5x5x7)/Cube 0: Measurement grid: dx=8mm, dy=8mm, dz=5mm

Reference Value = 0.6710 V/m; Power Drift = 0.12 dB

Peak SAR (extrapolated) = 0.117 W/kg

SAR(1 g) = 0.063 W/kg; SAR(10 g) = 0.036 W/kg

Maximum value of SAR (measured) = 0.0916 W/kg



Test Plot 71#: LTE Band 7_Head Left Tilt_Middle_1RB**DUT: Mobile Phone; Type: LS5518H; Serial: 18050800121**

Communication System: Generic FDD-LTE; Frequency: 2535 MHz; Duty Cycle: 1:1
Medium parameters used: $f = 2535$ MHz; $\sigma = 1.925$ S/m; $\epsilon_r = 38.877$; $\rho = 1000$ kg/m³ ;
Phantom section: Left Section

DASY5 Configuration:

- Probe: EX3DV4 - SN7431; ConvF(7.86, 7.86, 7.86); Calibrated: 2017/9/30;
- Sensor-Surface: 1.4mm (Mechanical Surface Detection)
- Electronics: DAE4 Sn772; Calibrated: 2017/10/9
- Phantom: Twin SAM; Type: Twin SAM V5.0; Serial: 1412
- Measurement SW: DASY52, Version 52.8 (8);

Area Scan (141x81x1): Interpolated grid: dx=1.200 mm, dy=1.200 mm

Maximum value of SAR (interpolated) = 0.0410 W/kg

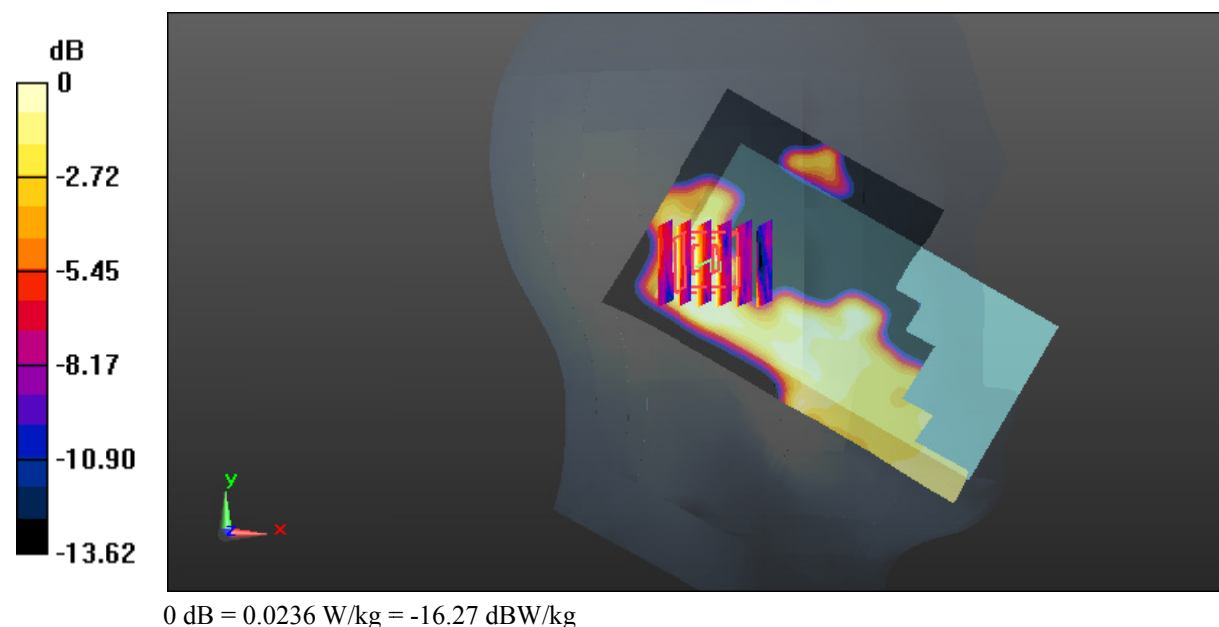
Zoom Scan (6x5x7)/Cube 0: Measurement grid: dx=8mm, dy=8mm, dz=5mm

Reference Value = 3.439 V/m; Power Drift = -0.15 dB

Peak SAR (extrapolated) = 0.0310 W/kg

SAR(1 g) = 0.015 W/kg; SAR(10 g) = 0.00889 W/kg

Maximum value of SAR (measured) = 0.0236 W/kg



Test Plot 72#: LTE Band 7_Head Left Tilt_Middle_50%RB**DUT: Mobile Phone; Type: LS5518H; Serial: 18050800121**

Communication System: Generic FDD-LTE; Frequency: 2535 MHz; Duty Cycle: 1:1
Medium parameters used: $f = 2535$ MHz; $\sigma = 1.925$ S/m; $\epsilon_r = 38.877$; $\rho = 1000$ kg/m³ ;
Phantom section: Left Section

DASY5 Configuration:

- Probe: EX3DV4 - SN7431; ConvF(7.86, 7.86, 7.86); Calibrated: 2017/9/30;
- Sensor-Surface: 1.4mm (Mechanical Surface Detection)
- Electronics: DAE4 Sn772; Calibrated: 2017/10/9
- Phantom: Twin SAM; Type: Twin SAM V5.0; Serial: 1412
- Measurement SW: DASY52, Version 52.8 (8);

Area Scan (141x81x1): Interpolated grid: dx=1.200 mm, dy=1.200 mm

Maximum value of SAR (interpolated) = 0.0359 W/kg

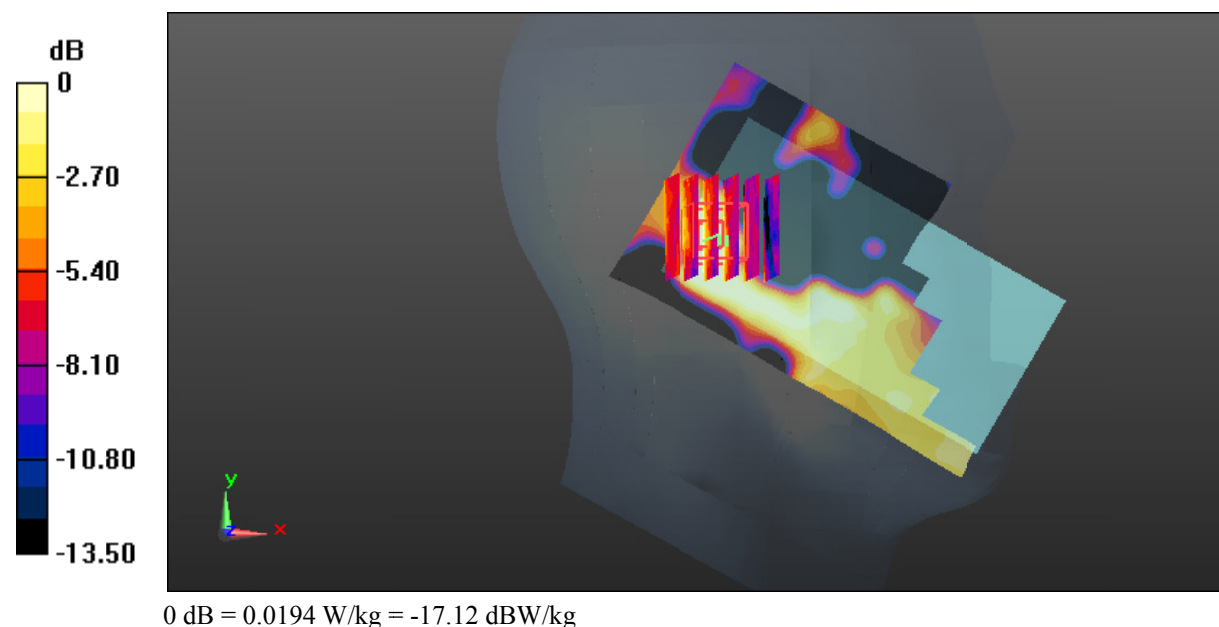
Zoom Scan (6x6x7)/Cube 0: Measurement grid: dx=8mm, dy=8mm, dz=5mm

Reference Value = 2.354 V/m; Power Drift = 0.17 dB

Peak SAR (extrapolated) = 0.0270 W/kg

SAR(1 g) = 0.012 W/kg; SAR(10 g) = 0.00649 W/kg

Maximum value of SAR (measured) = 0.0194 W/kg



Test Plot 73#: LTE Band 7_Head Right Cheek_Middle_1RB**DUT: Mobile Phone; Type: LS5518H; Serial: 18050800121**

Communication System: Generic FDD-LTE; Frequency: 2535 MHz; Duty Cycle: 1:1
Medium parameters used: $f = 2535$ MHz; $\sigma = 1.925$ S/m; $\epsilon_r = 38.877$; $\rho = 1000$ kg/m³ ;
Phantom section: Right Section

DASY5 Configuration:

- Probe: EX3DV4 - SN7431; ConvF(7.86, 7.86, 7.86); Calibrated: 2017/9/30;
- Sensor-Surface: 1.4mm (Mechanical Surface Detection)
- Electronics: DAE4 Sn772; Calibrated: 2017/10/9
- Phantom: Twin SAM; Type: Twin SAM V5.0; Serial: 1412
- Measurement SW: DASY52, Version 52.8 (8);

Area Scan (141x81x1): Interpolated grid: dx=1.200 mm, dy=1.200 mm

Maximum value of SAR (interpolated) = 0.0652 W/kg

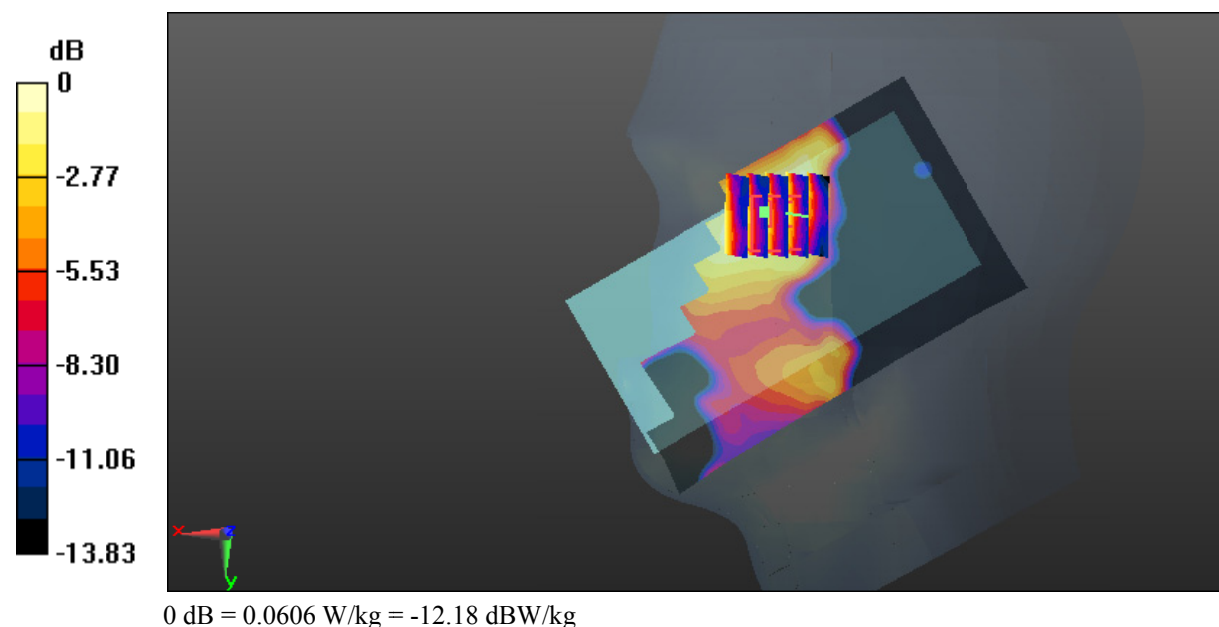
Zoom Scan (5x5x7)/Cube 0: Measurement grid: dx=8mm, dy=8mm, dz=5mm

Reference Value = 1.941 V/m; Power Drift = 0.16 dB

Peak SAR (extrapolated) = 0.0820 W/kg

SAR(1 g) = 0.041 W/kg; SAR(10 g) = 0.025 W/kg

Maximum value of SAR (measured) = 0.0606 W/kg



Test Plot 74#: LTE Band 7_Head Right Cheek_Middle_50%RB**DUT: Mobile Phone; Type: LS5518H; Serial: 18050800121**

Communication System: Generic FDD-LTE; Frequency: 2535 MHz; Duty Cycle: 1:1
Medium parameters used: $f = 2535$ MHz; $\sigma = 1.925$ S/m; $\epsilon_r = 38.877$; $\rho = 1000$ kg/m³ ;
Phantom section: Right Section

DASY5 Configuration:

- Probe: EX3DV4 - SN7431; ConvF(7.86, 7.86, 7.86); Calibrated: 2017/9/30;
- Sensor-Surface: 1.4mm (Mechanical Surface Detection)
- Electronics: DAE4 Sn772; Calibrated: 2017/10/9
- Phantom: Twin SAM; Type: Twin SAM V5.0; Serial: 1412
- Measurement SW: DASY52, Version 52.8 (8);

Area Scan (141x81x1): Interpolated grid: dx=1.200 mm, dy=1.200 mm

Maximum value of SAR (interpolated) = 0.0527 W/kg

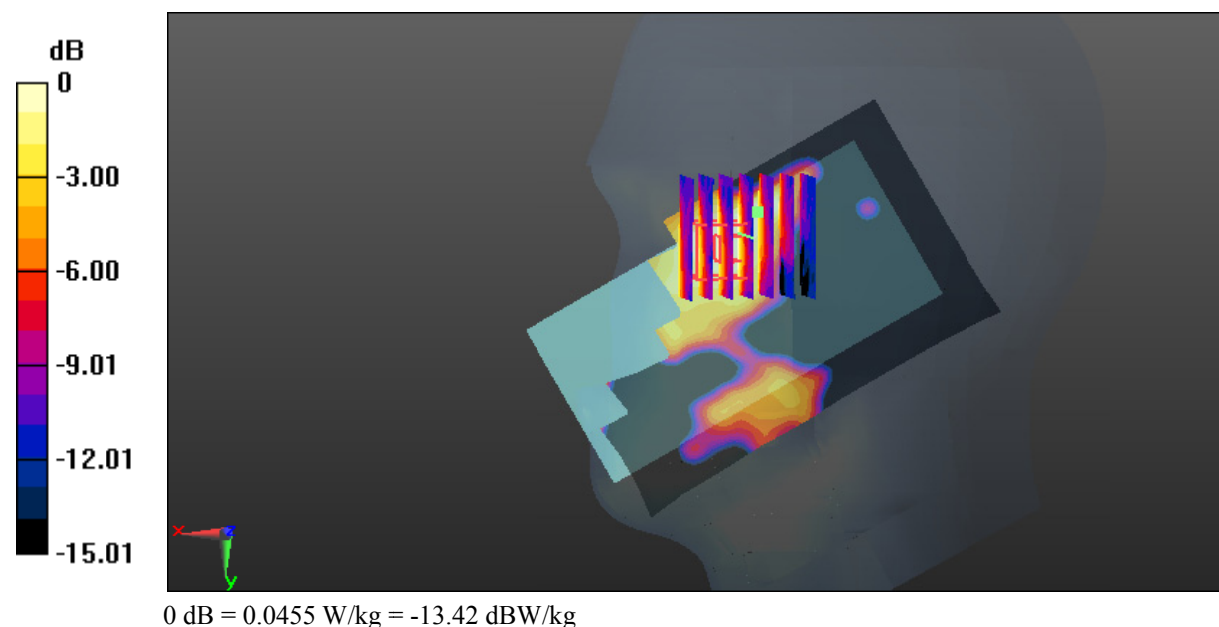
Zoom Scan (7x7x7)/Cube 0: Measurement grid: dx=8mm, dy=8mm, dz=5mm

Reference Value = 1.413 V/m; Power Drift = 0.17 dB

Peak SAR (extrapolated) = 0.0560 W/kg

SAR(1 g) = 0.030 W/kg; SAR(10 g) = 0.016 W/kg

Maximum value of SAR (measured) = 0.0455 W/kg



Test Plot 75#: LTE Band 7_Head Right Tilt_Middle_1RB**DUT: Mobile Phone; Type: LS5518H; Serial: 18050800121**

Communication System: Generic FDD-LTE; Frequency: 2535 MHz; Duty Cycle: 1:1
Medium parameters used: $f = 2535$ MHz; $\sigma = 1.925$ S/m; $\epsilon_r = 38.877$; $\rho = 1000$ kg/m³ ;
Phantom section: Right Section

DASY5 Configuration:

- Probe: EX3DV4 - SN7431; ConvF(7.86, 7.86, 7.86); Calibrated: 2017/9/30;
- Sensor-Surface: 1.4mm (Mechanical Surface Detection)
- Electronics: DAE4 Sn772; Calibrated: 2017/10/9
- Phantom: Twin SAM; Type: Twin SAM V5.0; Serial: 1412
- Measurement SW: DASY52, Version 52.8 (8);

Area Scan (141x81x1): Interpolated grid: dx=1.200 mm, dy=1.200 mm

Maximum value of SAR (interpolated) = 0.0718 W/kg

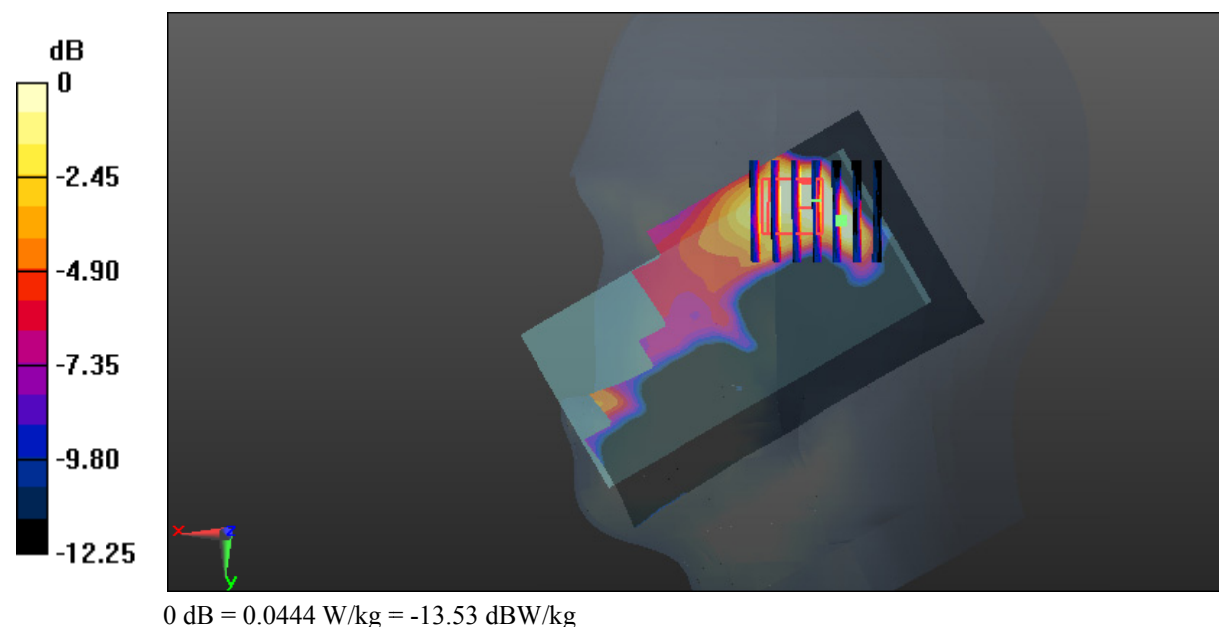
Zoom Scan (7x6x7)/Cube 0: Measurement grid: dx=8mm, dy=8mm, dz=5mm

Reference Value = 3.463 V/m; Power Drift = 0.18 dB

Peak SAR (extrapolated) = 0.0950 W/kg

SAR(1 g) = 0.029 W/kg; SAR(10 g) = 0.015 W/kg

Maximum value of SAR (measured) = 0.0444 W/kg



Test Plot 76#: LTE Band 7_Head Right Tilt_Middle_50%RB**DUT: Mobile Phone; Type: LS5518H; Serial: 18050800121**

Communication System: Generic FDD-LTE; Frequency: 2535 MHz; Duty Cycle: 1:1
Medium parameters used: $f = 2535$ MHz; $\sigma = 1.925$ S/m; $\epsilon_r = 38.877$; $\rho = 1000$ kg/m³ ;
Phantom section: Right Section

DASY5 Configuration:

- Probe: EX3DV4 - SN7431; ConvF(7.86, 7.86, 7.86); Calibrated: 2017/9/30;
- Sensor-Surface: 1.4mm (Mechanical Surface Detection)
- Electronics: DAE4 Sn772; Calibrated: 2017/10/9
- Phantom: Twin SAM; Type: Twin SAM V5.0; Serial: 1412
- Measurement SW: DASY52, Version 52.8 (8);

Area Scan (141x81x1): Interpolated grid: dx=1.200 mm, dy=1.200 mm

Maximum value of SAR (interpolated) = 0.0602 W/kg

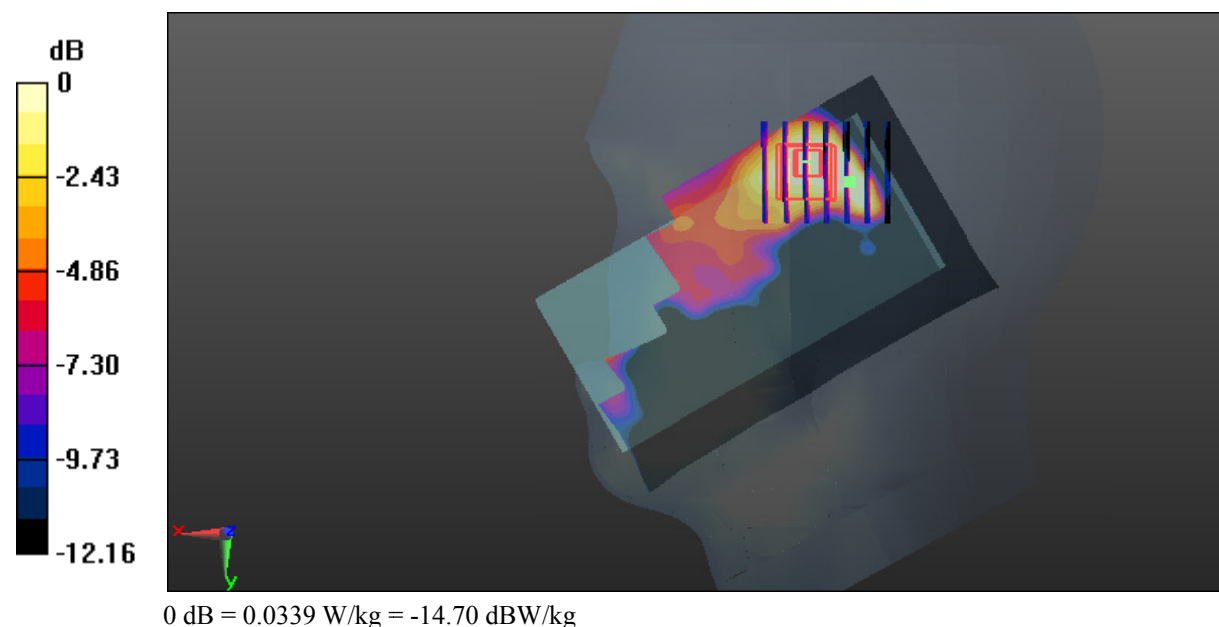
Zoom Scan (7x6x7)/Cube 0: Measurement grid: dx=8mm, dy=8mm, dz=5mm

Reference Value = 2.665 V/m; Power Drift = 0.18 dB

Peak SAR (extrapolated) = 0.0430 W/kg

SAR(1 g) = 0.021 W/kg; SAR(10 g) = 0.011 W/kg

Maximum value of SAR (measured) = 0.0339 W/kg



Test Plot 77#: LTE Band 7_Body Back_Low_1RB**DUT: Mobile Phone; Type: LS5518H; Serial: 18050800121**

Communication System: Generic FDD-LTE; Frequency: 2510 MHz; Duty Cycle: 1:1
Medium parameters used: $f = 2510$ MHz; $\sigma = 1.97$ S/m; $\epsilon_r = 52.674$; $\rho = 1000$ kg/m³ ;
Phantom section: Center Section

DASY5 Configuration:

- Probe: EX3DV4 - SN7431; ConvF(7.62, 7.62, 7.62); Calibrated: 2017/9/30;
- Sensor-Surface: 1.4mm (Mechanical Surface Detection)
- Electronics: DAE4 Sn772; Calibrated: 2017/10/9
- Phantom: Triple Flat Phantom 5.1C; Type: QD 000 P51 CA; Serial: 1130
- Measurement SW: DASY52, Version 52.8 (8);

Area Scan (141x71x1): Interpolated grid: dx=1.200 mm, dy=1.200 mm

Maximum value of SAR (interpolated) = 1.79 W/kg


Zoom Scan (5x5x7)/Cube 0: Measurement grid: dx=8mm, dy=8mm, dz=5mm

Reference Value = 3.056 V/m; Power Drift = 0.03 dB

Peak SAR (extrapolated) = 2.48 W/kg

SAR(1 g) = 0.963 W/kg; SAR(10 g) = 0.388 W/kg

Maximum value of SAR (measured) = 1.83 W/kg



Test Plot 78#: LTE Band 7_Body Back_Middle_1RB**DUT: Mobile Phone; Type: LS5518H; Serial: 18050800121**

Communication System: Generic FDD-LTE; Frequency: 2535 MHz; Duty Cycle: 1:1
Medium parameters used: $f = 2535$ MHz; $\sigma = 2.11$ S/m; $\epsilon_r = 52.501$; $\rho = 1000$ kg/m³ ;
Phantom section: Center Section

DASY5 Configuration:

- Probe: EX3DV4 - SN7431; ConvF(7.62, 7.62, 7.62); Calibrated: 2017/9/30;
- Sensor-Surface: 1.4mm (Mechanical Surface Detection)
- Electronics: DAE4 Sn772; Calibrated: 2017/10/9
- Phantom: Triple Flat Phantom 5.1C; Type: QD 000 P51 CA; Serial: 1130
- Measurement SW: DASY52, Version 52.8 (8);

Area Scan (141x71x1): Interpolated grid: dx=1.200 mm, dy=1.200 mm

Maximum value of SAR (interpolated) = 1.66 W/kg

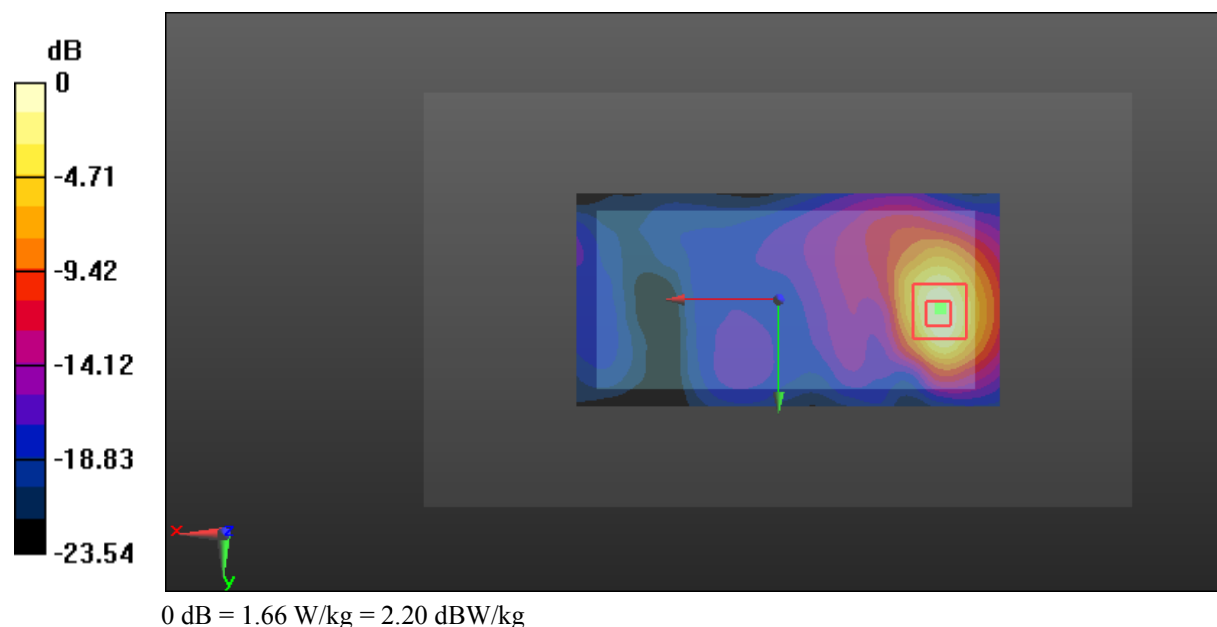
Zoom Scan (5x5x7)/Cube 0: Measurement grid: dx=8mm, dy=8mm, dz=5mm

Reference Value = 3.971 V/m; Power Drift = -0.19 dB

Peak SAR (extrapolated) = 2.37 W/kg

SAR(1 g) = 0.919 W/kg; SAR(10 g) = 0.372 W/kg

Maximum value of SAR (measured) = 1.66 W/kg



Test Plot 79#: LTE Band 7_Body Back_High_1RB**DUT: Mobile Phone; Type: LS5518H; Serial: 18050800121**

Communication System: Generic FDD-LTE; Frequency: 2560 MHz; Duty Cycle: 1:1
Medium parameters used: $f = 2560$ MHz; $\sigma = 2.147$ S/m; $\epsilon_r = 51.339$; $\rho = 1000$ kg/m³ ;
Phantom section: Center Section

DASY5 Configuration:

- Probe: EX3DV4 - SN7431; ConvF(7.31, 7.31, 7.31); Calibrated: 2017/9/30;
- Sensor-Surface: 1.4mm (Mechanical Surface Detection)
- Electronics: DAE4 Sn772; Calibrated: 2017/10/9
- Phantom: Triple Flat Phantom 5.1C; Type: QD 000 P51 CA; Serial: 1130
- Measurement SW: DASY52, Version 52.8 (8);

Area Scan (141x71x1): Interpolated grid: dx=1.200 mm, dy=1.200 mm

Maximum value of SAR (interpolated) = 2.40 W/kg

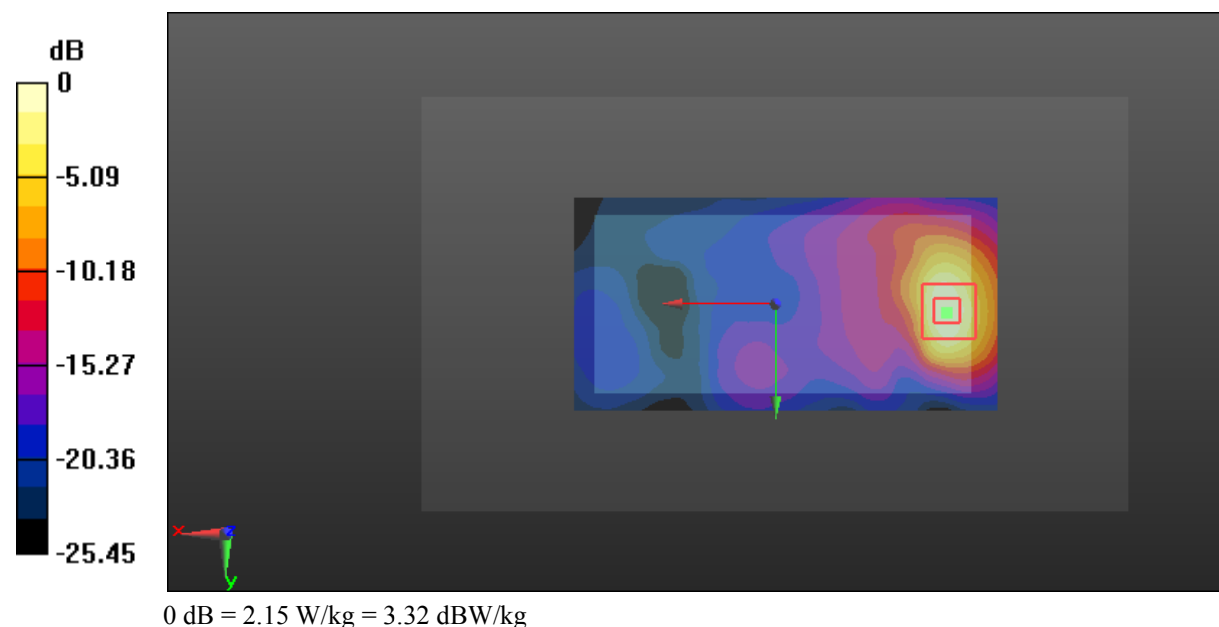
Zoom Scan (5x5x7)/Cube 0: Measurement grid: dx=8mm, dy=8mm, dz=5mm

Reference Value = 3.607 V/m; Power Drift = -0.17 dB

Peak SAR (extrapolated) = 2.94 W/kg

SAR(1 g) = 1.14 W/kg; SAR(10 g) = 0.458 W/kg

Maximum value of SAR (measured) = 2.15 W/kg



Test Plot 80#: LTE Band 7_Body Back_Middle_50%RB**DUT: Mobile Phone; Type: LS5518H; Serial: 18050800121**

Communication System: Generic FDD-LTE; Frequency: 2535 MHz; Duty Cycle: 1:1
Medium parameters used: $f = 2535$ MHz; $\sigma = 2.11$ S/m; $\epsilon_r = 52.501$; $\rho = 1000$ kg/m³ ;
Phantom section: Center Section

DASY5 Configuration:

- Probe: EX3DV4 - SN7431; ConvF(7.62, 7.62, 7.62); Calibrated: 2017/9/30;
- Sensor-Surface: 1.4mm (Mechanical Surface Detection)
- Electronics: DAE4 Sn772; Calibrated: 2017/10/9
- Phantom: Triple Flat Phantom 5.1C; Type: QD 000 P51 CA; Serial: 1130
- Measurement SW: DASY52, Version 52.8 (8);

Area Scan (141x71x1): Interpolated grid: dx=1.200 mm, dy=1.200 mm

Maximum value of SAR (interpolated) = 1.14 W/kg

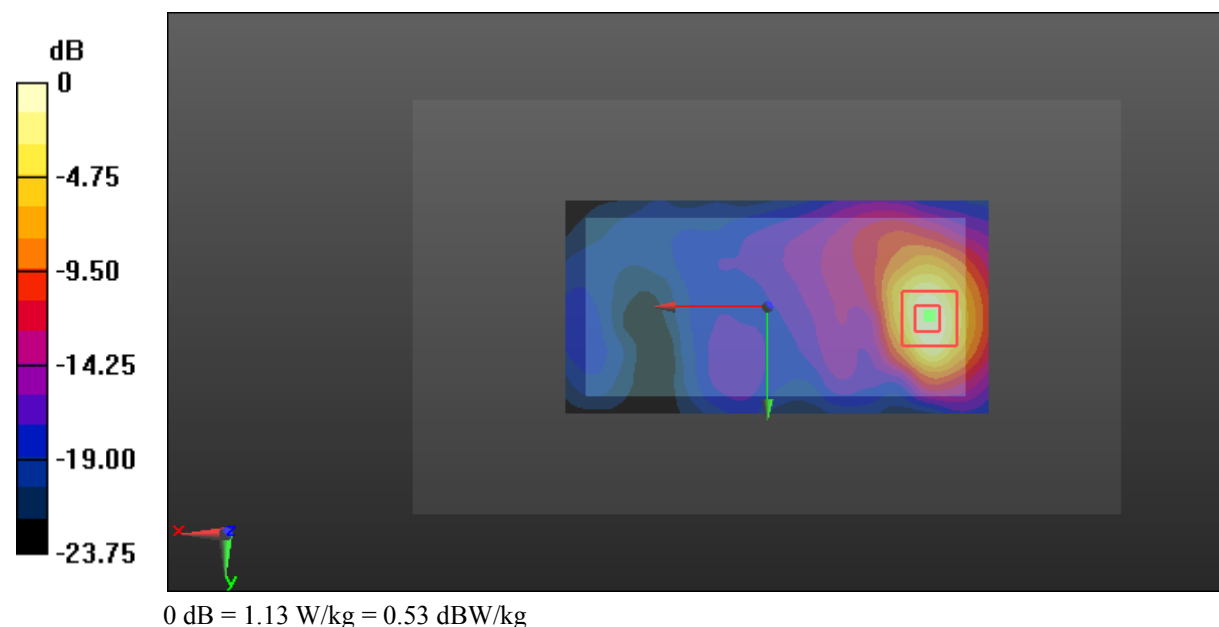
Zoom Scan (5x5x7)/Cube 0: Measurement grid: dx=8mm, dy=8mm, dz=5mm

Reference Value = 2.871 V/m; Power Drift = 0.13 dB

Peak SAR (extrapolated) = 1.59 W/kg

SAR(1 g) = 0.615 W/kg; SAR(10 g) = 0.249 W/kg

Maximum value of SAR (measured) = 1.13 W/kg



Test Plot 81#: LTE Band 7_Body Left_Middle_1RB**DUT: Mobile Phone; Type: LS5518H; Serial: 18050800121**

Communication System: Generic FDD-LTE; Frequency: 2535 MHz; Duty Cycle: 1:1
Medium parameters used: $f = 2535$ MHz; $\sigma = 2.11$ S/m; $\epsilon_r = 52.501$; $\rho = 1000$ kg/m³ ;
Phantom section: Center Section

DASY5 Configuration:

- Probe: EX3DV4 - SN7431; ConvF(7.62, 7.62, 7.62); Calibrated: 2017/9/30;
- Sensor-Surface: 1.4mm (Mechanical Surface Detection)
- Electronics: DAE4 Sn772; Calibrated: 2017/10/9
- Phantom: Triple Flat Phantom 5.1C; Type: QD 000 P51 CA; Serial: 1130
- Measurement SW: DASY52, Version 52.8 (8);

Area Scan (141x51x1): Interpolated grid: dx=1.200 mm, dy=1.200 mm

Maximum value of SAR (interpolated) = 0.225 W/kg


Zoom Scan (5x5x7)/Cube 0: Measurement grid: dx=8mm, dy=8mm, dz=5mm

Reference Value = 8.432 V/m; Power Drift = -0.05 dB

Peak SAR (extrapolated) = 0.408 W/kg

SAR(1 g) = 0.124 W/kg; SAR(10 g) = 0.051 W/kg

Maximum value of SAR (measured) = 0.211 W/kg



Test Plot 82#: LTE Band 7_Body Left_Middle_50%RB**DUT: Mobile Phone; Type: LS5518H; Serial: 18050800121**

Communication System: Generic FDD-LTE; Frequency: 2535 MHz; Duty Cycle: 1:1
Medium parameters used: $f = 2535$ MHz; $\sigma = 2.11$ S/m; $\epsilon_r = 52.501$; $\rho = 1000$ kg/m³ ;
Phantom section: Center Section

DASY5 Configuration:

- Probe: EX3DV4 - SN7431; ConvF(7.62, 7.62, 7.62); Calibrated: 2017/9/30;
- Sensor-Surface: 1.4mm (Mechanical Surface Detection)
- Electronics: DAE4 Sn772; Calibrated: 2017/10/9
- Phantom: Triple Flat Phantom 5.1C; Type: QD 000 P51 CA; Serial: 1130
- Measurement SW: DASY52, Version 52.8 (8);

Area Scan (141x51x1): Interpolated grid: dx=1.200 mm, dy=1.200 mm

Maximum value of SAR (interpolated) = 0.178 W/kg


Zoom Scan (5x5x7)/Cube 0: Measurement grid: dx=8mm, dy=8mm, dz=5mm

Reference Value = 7.569 V/m; Power Drift = -0.08 dB

Peak SAR (extrapolated) = 0.230 W/kg

SAR(1 g) = 0.094 W/kg; SAR(10 g) = 0.043 W/kg

Maximum value of SAR (measured) = 0.172 W/kg



Test Plot 83#: LTE Band 7_Body Right_Middle_1RB**DUT: Mobile Phone; Type: LS5518H; Serial: 18050800121**

Communication System: Generic FDD-LTE; Frequency: 2535 MHz; Duty Cycle: 1:1
Medium parameters used: $f = 2535$ MHz; $\sigma = 2.11$ S/m; $\epsilon_r = 52.501$; $\rho = 1000$ kg/m³ ;
Phantom section: Center Section

DASY5 Configuration:

- Probe: EX3DV4 - SN7431; ConvF(7.62, 7.62, 7.62); Calibrated: 2017/9/30;
- Sensor-Surface: 1.4mm (Mechanical Surface Detection)
- Electronics: DAE4 Sn772; Calibrated: 2017/10/9
- Phantom: Triple Flat Phantom 5.1C; Type: QD 000 P51 CA; Serial: 1130
- Measurement SW: DASY52, Version 52.8 (8);

Area Scan (141x51x1): Interpolated grid: dx=1.200 mm, dy=1.200 mm

Maximum value of SAR (interpolated) = 0.105 W/kg


Zoom Scan (5x5x7)/Cube 0: Measurement grid: dx=8mm, dy=8mm, dz=5mm

Reference Value = 5.988 V/m; Power Drift = -0.12 dB

Peak SAR (extrapolated) = 0.135 W/kg

SAR(1 g) = 0.057 W/kg; SAR(10 g) = 0.028 W/kg

Maximum value of SAR (measured) = 0.0996 W/kg



Test Plot 84#: LTE Band 7_Body Right_Middle_50%RB**DUT: Mobile Phone; Type: LS5518H; Serial: 18050800121**

Communication System: Generic FDD-LTE; Frequency: 2535 MHz; Duty Cycle: 1:1
Medium parameters used: $f = 2535$ MHz; $\sigma = 2.11$ S/m; $\epsilon_r = 52.501$; $\rho = 1000$ kg/m³ ;
Phantom section: Center Section

DASY5 Configuration:

- Probe: EX3DV4 - SN7431; ConvF(7.62, 7.62, 7.62); Calibrated: 2017/9/30;
- Sensor-Surface: 1.4mm (Mechanical Surface Detection)
- Electronics: DAE4 Sn772; Calibrated: 2017/10/9
- Phantom: Triple Flat Phantom 5.1C; Type: QD 000 P51 CA; Serial: 1130
- Measurement SW: DASY52, Version 52.8 (8);

Area Scan (141x51x1): Interpolated grid: dx=1.200 mm, dy=1.200 mm

Maximum value of SAR (interpolated) = 0.0983 W/kg


Zoom Scan (5x5x7)/Cube 0: Measurement grid: dx=8mm, dy=8mm, dz=5mm

Reference Value = 5.949 V/m; Power Drift = 0.01 dB

Peak SAR (extrapolated) = 0.137 W/kg

SAR(1 g) = 0.055 W/kg; SAR(10 g) = 0.027 W/kg

Maximum value of SAR (measured) = 0.0984 W/kg



Test Plot 85#: LTE Band 7_Body Bottom_Low_1RB**DUT: Mobile Phone; Type: LS5518H; Serial: 18050800121**

Communication System: Generic FDD-LTE; Frequency: 2510 MHz; Duty Cycle: 1:1
Medium parameters used: $f = 2510$ MHz; $\sigma = 1.97$ S/m; $\epsilon_r = 52.674$; $\rho = 1000$ kg/m³ ;
Phantom section: Center Section

DASY5 Configuration:

- Probe: EX3DV4 - SN7431; ConvF(7.62, 7.62, 7.62); Calibrated: 2017/9/30;
- Sensor-Surface: 1.4mm (Mechanical Surface Detection)
- Electronics: DAE4 Sn772; Calibrated: 2017/10/9
- Phantom: Triple Flat Phantom 5.1C; Type: QD 000 P51 CA; Serial: 1130
- Measurement SW: DASY52, Version 52.8 (8);

Area Scan (51x71x1): Interpolated grid: dx=1.200 mm, dy=1.200 mm

Maximum value of SAR (interpolated) = 1.96 W/kg

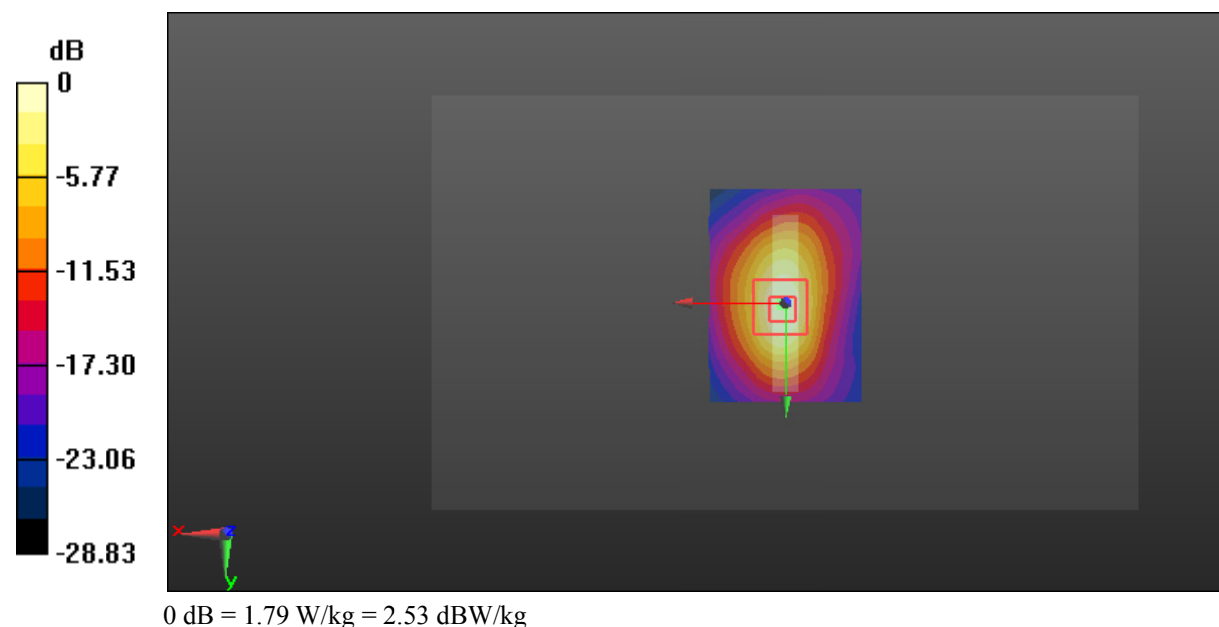
Zoom Scan (5x5x7)/Cube 0: Measurement grid: dx=8mm, dy=8mm, dz=5mm

Reference Value = 31.02 V/m; Power Drift = -0.19 dB

Peak SAR (extrapolated) = 2.46 W/kg

SAR(1 g) = 0.954 W/kg; SAR(10 g) = 0.374 W/kg

Maximum value of SAR (measured) = 1.79 W/kg



Test Plot 86#: LTE Band 7_Body Bottom_Middle_1RB**DUT: Mobile Phone; Type: LS5518H; Serial: 18050800121**

Communication System: Generic FDD-LTE; Frequency: 2535 MHz; Duty Cycle: 1:1
Medium parameters used: $f = 2535$ MHz; $\sigma = 2.11$ S/m; $\epsilon_r = 52.501$; $\rho = 1000$ kg/m³ ;
Phantom section: Center Section

DASY5 Configuration:

- Probe: EX3DV4 - SN7431; ConvF(7.62, 7.62, 7.62); Calibrated: 2017/9/30;
- Sensor-Surface: 1.4mm (Mechanical Surface Detection)
- Electronics: DAE4 Sn772; Calibrated: 2017/10/9
- Phantom: Triple Flat Phantom 5.1C; Type: QD 000 P51 CA; Serial: 1130
- Measurement SW: DASY52, Version 52.8 (8);

Area Scan (51x71x1): Interpolated grid: dx=1.200 mm, dy=1.200 mm

Maximum value of SAR (interpolated) = 2.07 W/kg

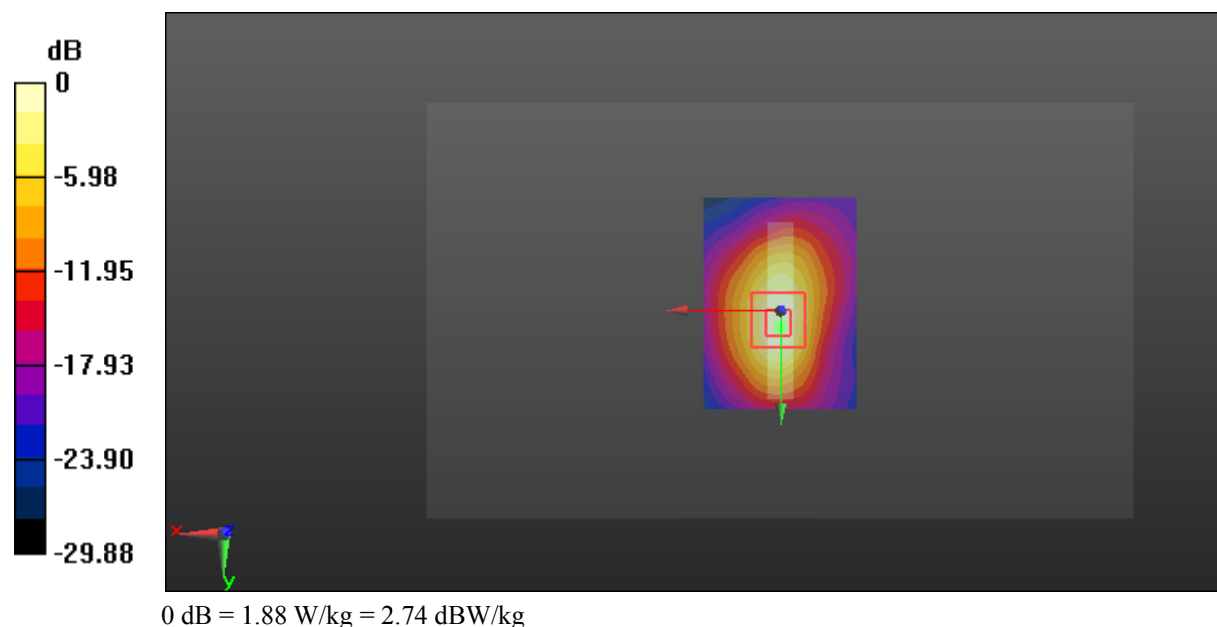
Zoom Scan (5x5x7)/Cube 0: Measurement grid: dx=8mm, dy=8mm, dz=5mm

Reference Value = 31.22 V/m; Power Drift = 0.03 dB

Peak SAR (extrapolated) = 2.61 W/kg

SAR(1 g) = 1.02 W/kg; SAR(10 g) = 0.412 W/kg

Maximum value of SAR (measured) = 1.88 W/kg



Test Plot 87#: LTE Band 7_Body Bottom_High_1RB**DUT: Mobile Phone; Type: LS5518H; Serial: 18050800121**

Communication System: Generic FDD-LTE; Frequency: 2560 MHz; Duty Cycle: 1:1
Medium parameters used: $f = 2560$ MHz; $\sigma = 2.147$ S/m; $\epsilon_r = 51.339$; $\rho = 1000$ kg/m³ ;
Phantom section: Center Section

DASY5 Configuration:

- Probe: EX3DV4 - SN7431; ConvF(7.31, 7.31, 7.31); Calibrated: 2017/9/30;
- Sensor-Surface: 1.4mm (Mechanical Surface Detection)
- Electronics: DAE4 Sn772; Calibrated: 2017/10/9
- Phantom: Triple Flat Phantom 5.1C; Type: QD 000 P51 CA; Serial: 1130
- Measurement SW: DASY52, Version 52.8 (8);

Area Scan (51x71x1): Interpolated grid: dx=1.200 mm, dy=1.200 mm

Maximum value of SAR (interpolated) = 2.18 W/kg

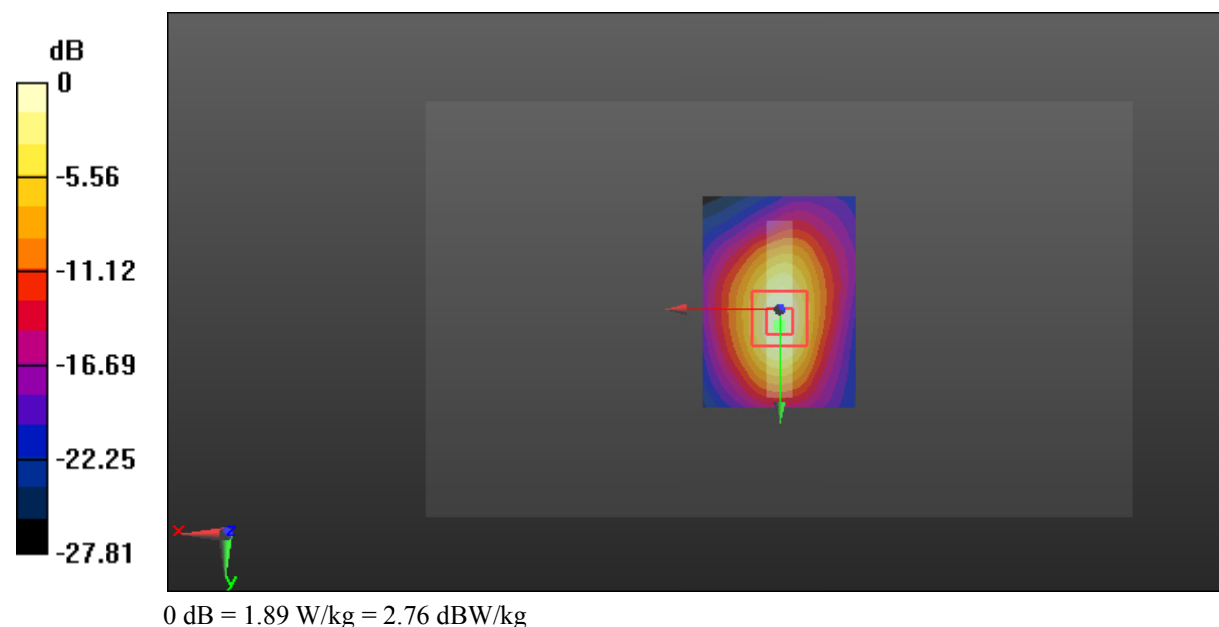
Zoom Scan (5x5x7)/Cube 0: Measurement grid: dx=8mm, dy=8mm, dz=5mm

Reference Value = 29.65 V/m; Power Drift = -0.19 dB

Peak SAR (extrapolated) = 2.63 W/kg

SAR(1 g) = 1.02 W/kg; SAR(10 g) = 0.415 W/kg

Maximum value of SAR (measured) = 1.89 W/kg



Test Plot 88#: LTE Band 7_Body Bottom_Middle_50%RB

DUT: Mobile Phone; Type: LS5518H; Serial: 18050800121

Communication System: Generic FDD-LTE; Frequency: 2535 MHz; Duty Cycle: 1:1
 Medium parameters used: $f = 2535 \text{ MHz}$; $\sigma = 2.11 \text{ S/m}$; $\epsilon_r = 52.501$; $\rho = 1000 \text{ kg/m}^3$;
 Phantom section: Center Section

DASY5 Configuration:

- Probe: EX3DV4 - SN7431; ConvF(7.62, 7.62, 7.62); Calibrated: 2017/9/30;
- Sensor-Surface: 1.4mm (Mechanical Surface Detection)
- Electronics: DAE4 Sn772; Calibrated: 2017/10/9
- Phantom: Triple Flat Phantom 5.1C; Type: QD 000 P51 CA; Serial: 1130
- Measurement SW: DASY52, Version 52.8 (8);

Area Scan (51x71x1): Interpolated grid: $dx=1.200 \text{ mm}$, $dy=1.200 \text{ mm}$

Maximum value of SAR (interpolated) = 1.27 W/kg

Zoom Scan (5x5x7)/Cube 0: Measurement grid: $dx=8\text{mm}$, $dy=8\text{mm}$, $dz=5\text{mm}$

Reference Value = 20.60 V/m; Power Drift = -0.15 dB

Peak SAR (extrapolated) = 1.59 W/kg

SAR(1 g) = 0.597 W/kg; SAR(10 g) = 0.239 W/kg

Maximum value of SAR (measured) = 1.08 W/kg

