

Test Plot 1#: GSM 850_Head Left Cheek_Middle

DUT: Mobile Phone; Type: LS5018F; Serial: RSZ200522009-SA-S3;

Communication System: Generic GSM; Frequency: 836.6 MHz; Duty Cycle: 1:8
 Medium parameters used: $f = 836.6 \text{ MHz}$; $\sigma = 0.897 \text{ S/m}$; $\epsilon_r = 41.165$; $\rho = 1000 \text{ kg/m}^3$;
 Phantom section: Left Section

DASY5 Configuration:

- Probe: EX3DV4 - SN7522; ConvF(9.92, 9.92, 9.92) @836.6 MHz;
- Sensor-Surface: 1.4mm (Mechanical Surface Detection)
- Electronics: DAE4 SN1562; Calibrated: 3/3/2020
- Phantom: SAM-Twin V8.0 P1aP2a; Type: QD 000 P41 AA; Serial: 1962
- Measurement SW: DASY52, Version 52.10 (2) ;

Area Scan (71x91x1): Interpolated grid: $dx=1.500 \text{ mm}$, $dy=1.500 \text{ mm}$

Maximum value of SAR (interpolated) = 0.388 W/kg

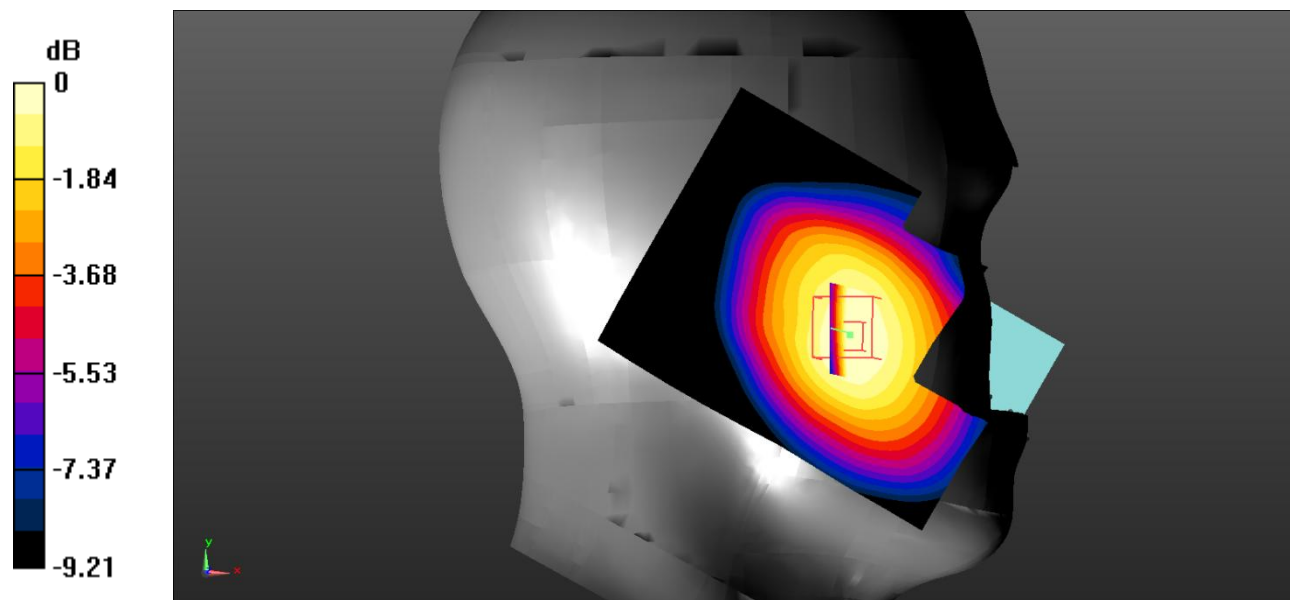
Zoom Scan (5x5x7)/Cube 0: Measurement grid: $dx=8\text{mm}$, $dy=8\text{mm}$, $dz=5\text{mm}$

Reference Value = 4.044 V/m; Power Drift = 0.09 dB

Peak SAR (extrapolated) = 0.450 W/kg

SAR(1 g) = 0.359 W/kg; SAR(10 g) = 0.272 W/kg

Maximum value of SAR (measured) = 0.374 W/kg



0 dB = 0.374 W/kg = -4.27 dBW/kg

Test Plot 2#: GSM 850_Head Left Tilt_Middle**DUT: Mobile Phone; Type: LS5018F; Serial: RSZ200522009-SA-S3;**

Communication System: Generic GSM; Frequency: 836.6 MHz; Duty Cycle: 1:8

Medium parameters used: $f = 836.6$ MHz; $\sigma = 0.897$ S/m; $\epsilon_r = 41.165$; $\rho = 1000$ kg/m³ ;

Phantom section: Left Section

DASY5 Configuration:

- Probe: EX3DV4 - SN7522; ConvF(9.92, 9.92, 9.92) @836.6 MHz;
- Sensor-Surface: 1.4mm (Mechanical Surface Detection)
- Electronics: DAE4 SN1562; Calibrated: 3/3/2020
- Phantom: SAM-Twin V8.0 P1aP2a; Type: QD 000 P41 AA; Serial: 1962
- Measurement SW: DASY52, Version 52.10 (2) ;

Area Scan (71x91x1): Interpolated grid: dx=1.500 mm, dy=1.500 mm

Maximum value of SAR (interpolated) = 0.216 W/kg

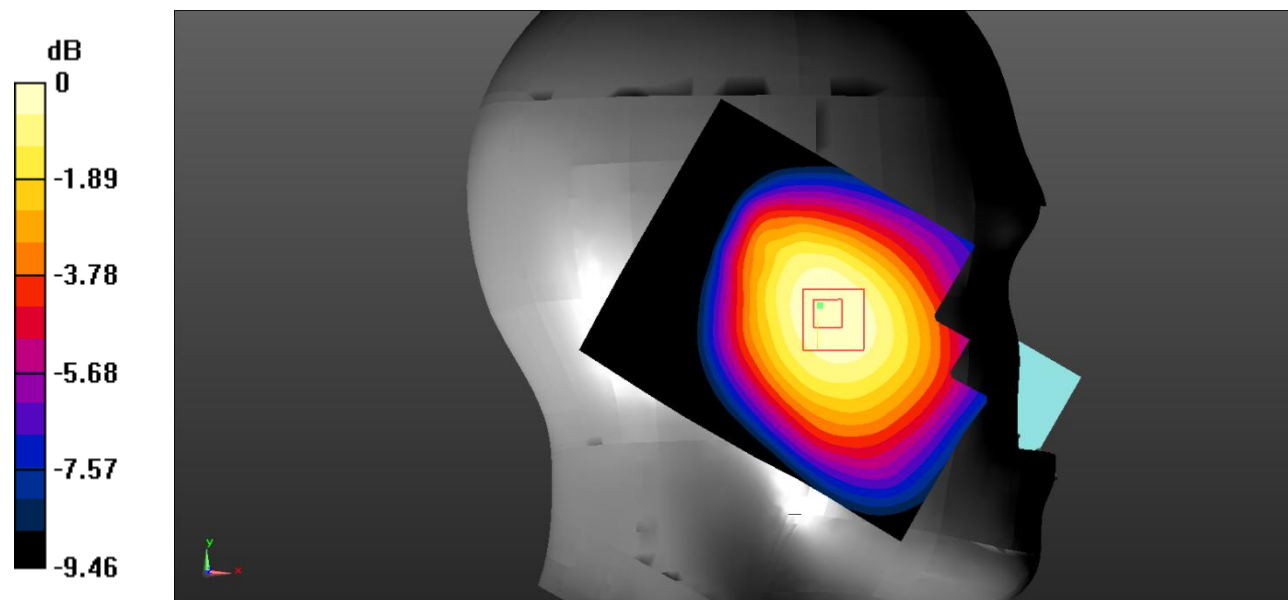
Zoom Scan (5x5x7)/Cube 0: Measurement grid: dx=8mm, dy=8mm, dz=5mm

Reference Value = 6.815 V/m; Power Drift = -0.01 dB

Peak SAR (extrapolated) = 0.257 W/kg

SAR(1 g) = 0.208 W/kg; SAR(10 g) = 0.159 W/kg

Maximum value of SAR (measured) = 0.214 W/kg



0 dB = 0.214 W/kg = -6.70 dBW/kg

Test Plot 3#: GSM 850_Head Right Cheek_Middle**DUT: Mobile Phone; Type: LS5018F; Serial: RSZ200522009-SA-S3;**

Communication System: Generic GSM; Frequency: 836.6 MHz; Duty Cycle: 1:8

Medium parameters used: $f = 836.6$ MHz; $\sigma = 0.897$ S/m; $\epsilon_r = 41.165$; $\rho = 1000$ kg/m³ ;

Phantom section: Right Section

DASY5 Configuration:

- Probe: EX3DV4 - SN7522; ConvF(9.92, 9.92, 9.92) @836.6 MHz;
- Sensor-Surface: 1.4mm (Mechanical Surface Detection)
- Electronics: DAE4 SN1562; Calibrated: 3/3/2020
- Phantom: SAM-Twin V8.0 P1aP2a; Type: QD 000 P41 AA; Serial: 1962
- Measurement SW: DASY52, Version 52.10 (2) ;

Area Scan (71x91x1): Interpolated grid: dx=1.500 mm, dy=1.500 mm

Maximum value of SAR (interpolated) = 0.448 W/kg

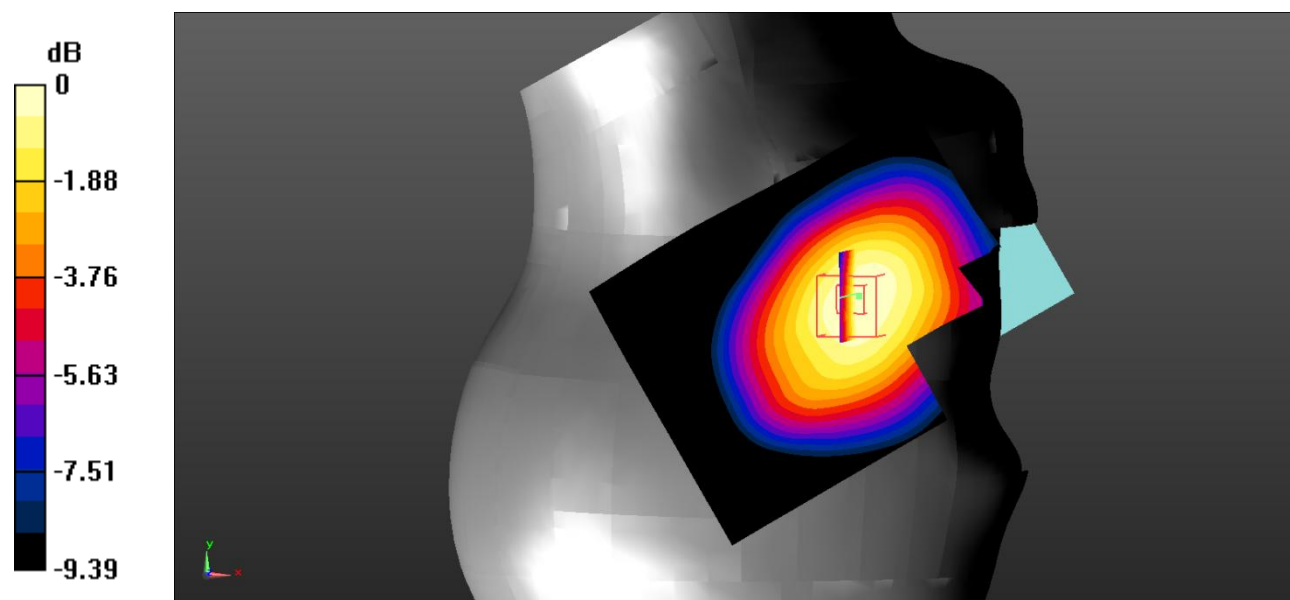
Zoom Scan (5x5x7)/Cube 0: Measurement grid: dx=8mm, dy=8mm, dz=5mm

Reference Value = 6.031 V/m; Power Drift = 0.10 dB

Peak SAR (extrapolated) = 0.525 W/kg

SAR(1 g) = 0.423 W/kg; SAR(10 g) = 0.321 W/kg

Maximum value of SAR (measured) = 0.440 W/kg



0 dB = 0.440 W/kg = -3.57 dBW/kg

Test Plot 4#: GSM 850_Head Right Tilt_Middle**DUT: Mobile Phone; Type: LS5018F; Serial: RSZ200522009-SA-S3;**

Communication System: Generic GSM; Frequency: 836.6 MHz; Duty Cycle: 1:8

Medium parameters used: $f = 836.6$ MHz; $\sigma = 0.897$ S/m; $\epsilon_r = 41.165$; $\rho = 1000$ kg/m³ ;

Phantom section: Right Section

DASY5 Configuration:

- Probe: EX3DV4 - SN7522; ConvF(9.92, 9.92, 9.92) @836.6 MHz;
- Sensor-Surface: 1.4mm (Mechanical Surface Detection)
- Electronics: DAE4 SN1562; Calibrated: 3/3/2020
- Phantom: SAM-Twin V8.0 P1aP2a; Type: QD 000 P41 AA; Serial: 1962
- Measurement SW: DASY52, Version 52.10 (2) ;

Area Scan (71x91x1): Interpolated grid: dx=1.500 mm, dy=1.500 mm

Maximum value of SAR (interpolated) = 0.253 W/kg

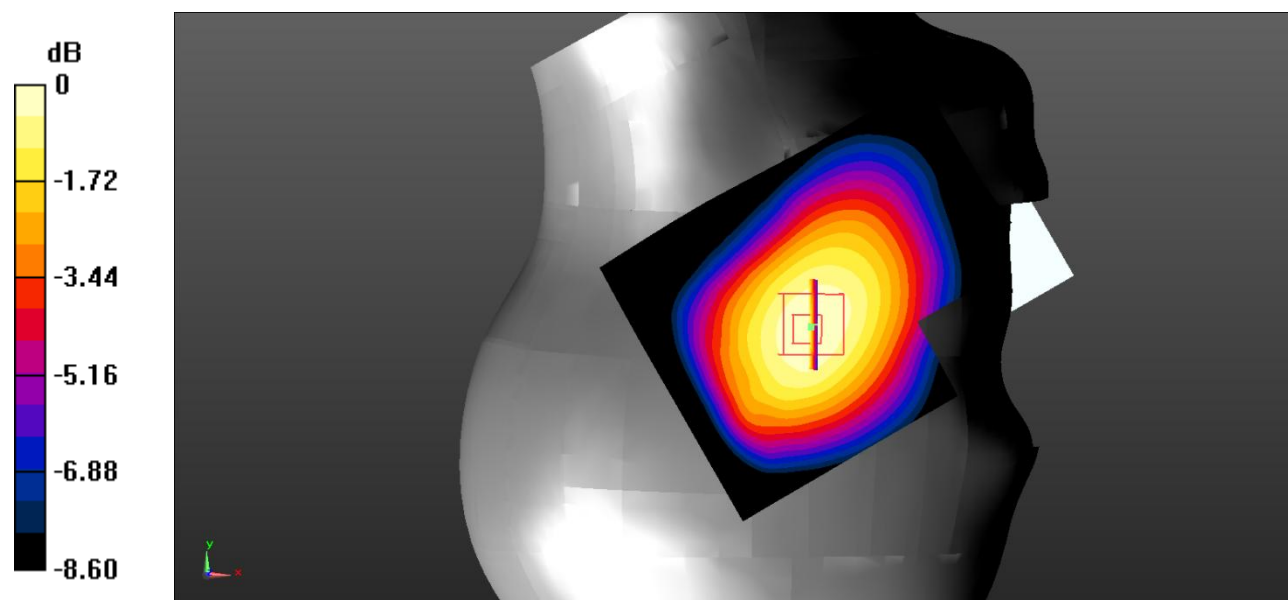
Zoom Scan (5x5x7)/Cube 0: Measurement grid: dx=8mm, dy=8mm, dz=5mm

Reference Value = 9.986 V/m; Power Drift = 0.08 dB

Peak SAR (extrapolated) = 0.301 W/kg

SAR(1 g) = 0.245 W/kg; SAR(10 g) = 0.186 W/kg

Maximum value of SAR (measured) = 0.255 W/kg



0 dB = 0.255 W/kg = -5.93 dBW/kg

Test Plot 5#: GSM 850_Body Worn Back_Middle

DUT: Mobile Phone; Type: LS5018F; Serial: RSZ200522009-SA-S3;

Communication System: Generic GSM; Frequency: 836.6 MHz; Duty Cycle: 1:8
 Medium parameters used: $f = 836.6 \text{ MHz}$; $\sigma = 0.897 \text{ S/m}$; $\epsilon_r = 41.165$; $\rho = 1000 \text{ kg/m}^3$;
 Phantom section: Flat Section

DASY5 Configuration:

- Probe: EX3DV4 - SN7522; ConvF(9.92, 9.92, 9.92) @836.6 MHz;
- Sensor-Surface: 1.4mm (Mechanical Surface Detection)
- Electronics: DAE4 SN1562; Calibrated: 3/3/2020
- Phantom: SAM-Twin V8.0 P1aP2a; Type: QD 000 P41 AA; Serial: 1962
- Measurement SW: DASY52, Version 52.10 (2) ;

Area Scan (71x91x1): Interpolated grid: $dx=1.500 \text{ mm}$, $dy=1.500 \text{ mm}$

Maximum value of SAR (interpolated) = 0.420 W/kg

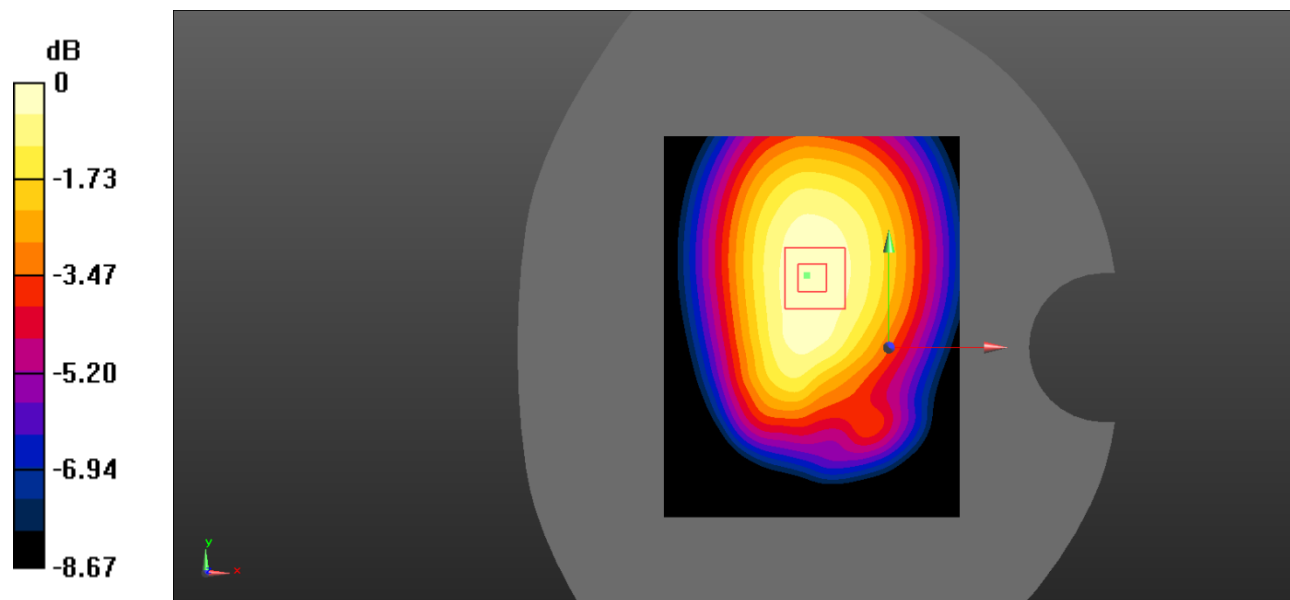
Zoom Scan (5x5x7)/Cube 0: Measurement grid: $dx=8\text{mm}$, $dy=8\text{mm}$, $dz=5\text{mm}$

Reference Value = 20.29 V/m; Power Drift = 0.17 dB

Peak SAR (extrapolated) = 0.528 W/kg

SAR(1 g) = 0.414 W/kg; SAR(10 g) = 0.309 W/kg

Maximum value of SAR (measured) = 0.429 W/kg



0 dB = 0.429 W/kg = -3.68 dBW/kg

Test Plot 6#: GSM 850_Body Back_Middle

DUT: Mobile Phone; Type: LS5018F; Serial: RSZ200522009-SA-S3;

Communication System: Generic GPRS-2 slots; Frequency: 836.6 MHz; Duty Cycle: 1:4
 Medium parameters used: $f = 836.6 \text{ MHz}$; $\sigma = 0.897 \text{ S/m}$; $\epsilon_r = 41.165$; $\rho = 1000 \text{ kg/m}^3$;
 Phantom section: Flat Section

DASY5 Configuration:

- Probe: EX3DV4 - SN7522; ConvF(9.92, 9.92, 9.92) @836.6 MHz;
- Sensor-Surface: 1.4mm (Mechanical Surface Detection)
- Electronics: DAE4 SN1562; Calibrated: 3/3/2020
- Phantom: SAM-Twin V8.0 P1aP2a; Type: QD 000 P41 AA; Serial: 1962
- Measurement SW: DASY52, Version 52.10 (2) ;

Area Scan (71x91x1): Interpolated grid: $dx=1.500 \text{ mm}$, $dy=1.500 \text{ mm}$

Maximum value of SAR (interpolated) = 0.385 W/kg

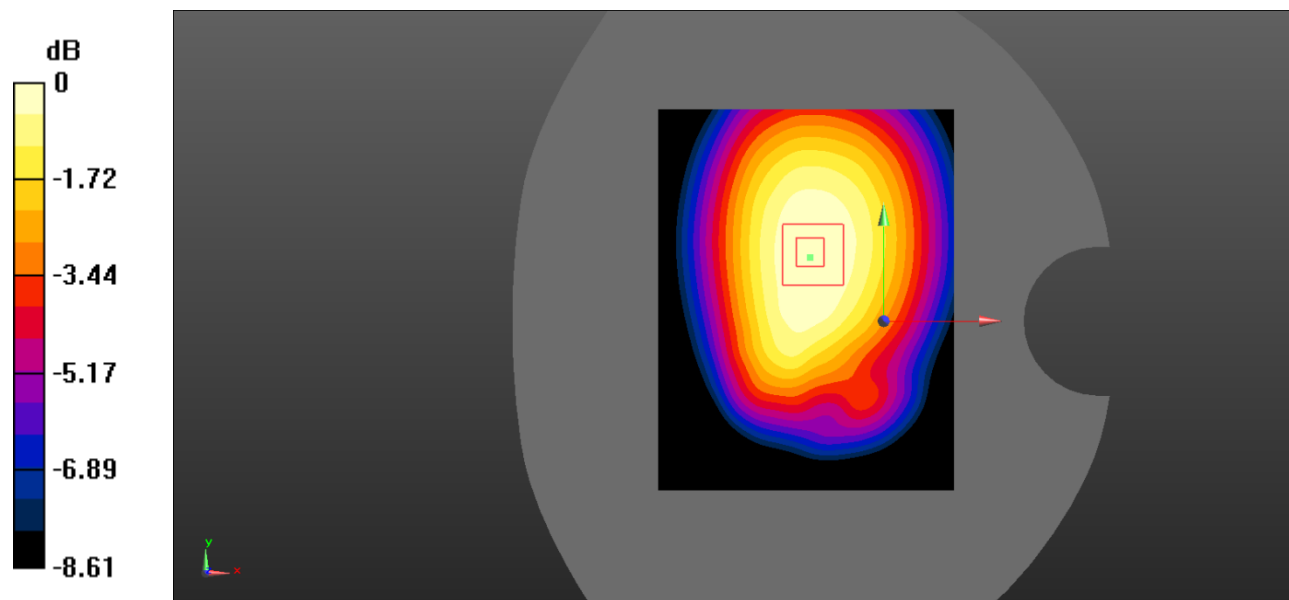
Zoom Scan (5x5x7)/Cube 0: Measurement grid: $dx=8\text{mm}$, $dy=8\text{mm}$, $dz=5\text{mm}$

Reference Value = 19.64 V/m; Power Drift = -0.05 dB

Peak SAR (extrapolated) = 0.468 W/kg

SAR(1 g) = 0.367 W/kg; SAR(10 g) = 0.274 W/kg

Maximum value of SAR (measured) = 0.383 W/kg



0 dB = 0.383 W/kg = -4.17 dBW/kg

Test Plot 7#: GSM 850_Body Left_Middle

DUT: Mobile Phone; Type: LS5018F; Serial: RSZ200522009-SA-S3;

Communication System: Generic GPRS-2 slots; Frequency: 836.6 MHz; Duty Cycle: 1:4
 Medium parameters used: $f = 836.6 \text{ MHz}$; $\sigma = 0.897 \text{ S/m}$; $\epsilon_r = 41.165$; $\rho = 1000 \text{ kg/m}^3$;
 Phantom section: Flat Section

DASY5 Configuration:

- Probe: EX3DV4 - SN7522; ConvF(9.92, 9.92, 9.92) @836.6 MHz;
- Sensor-Surface: 1.4mm (Mechanical Surface Detection)
- Electronics: DAE4 SN1562; Calibrated: 3/3/2020
- Phantom: SAM-Twin V8.0 P1aP2a; Type: QD 000 P41 AA; Serial: 1962
- Measurement SW: DASY52, Version 52.10 (2) ;

Area Scan (71x91x1): Interpolated grid: $dx=1.500 \text{ mm}$, $dy=1.500 \text{ mm}$

Maximum value of SAR (interpolated) = 0.194 W/kg

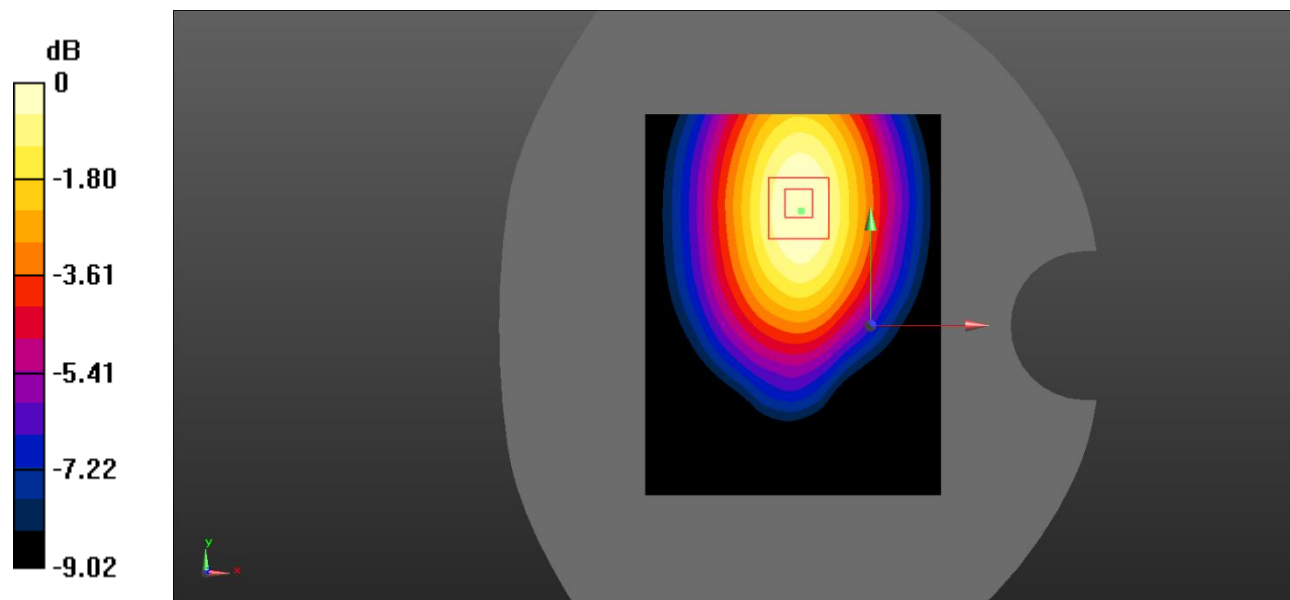
Zoom Scan (5x5x7)/Cube 0: Measurement grid: $dx=8\text{mm}$, $dy=8\text{mm}$, $dz=5\text{mm}$

Reference Value = 10.21 V/m; Power Drift = -0.13 dB

Peak SAR (extrapolated) = 0.370 W/kg

SAR(1 g) = 0.184 W/kg; SAR(10 g) = 0.125 W/kg

Maximum value of SAR (measured) = 0.190 W/kg



0 dB = 0.190 W/kg = -7.21 dBW/kg

Test Plot 8#: GSM 850_Body Bottom_Middle

DUT: Mobile Phone; Type: LS5018F; Serial: RSZ200522009-SA-S3;

Communication System: Generic GPRS-2 slots; Frequency: 836.6 MHz; Duty Cycle: 1:4
 Medium parameters used: $f = 836.6 \text{ MHz}$; $\sigma = 0.897 \text{ S/m}$; $\epsilon_r = 41.165$; $\rho = 1000 \text{ kg/m}^3$;
 Phantom section: Flat Section

DASY5 Configuration:

- Probe: EX3DV4 - SN7522; ConvF(9.92, 9.92, 9.92) @836.6 MHz;
- Sensor-Surface: 1.4mm (Mechanical Surface Detection)
- Electronics: DAE4 SN1562; Calibrated: 3/3/2020
- Phantom: SAM-Twin V8.0 P1aP2a; Type: QD 000 P41 AA; Serial: 1962
- Measurement SW: DASY52, Version 52.10 (2) ;

Area Scan (71x91x1): Interpolated grid: $dx=1.500 \text{ mm}$, $dy=1.500 \text{ mm}$

Maximum value of SAR (interpolated) = 0.0480 W/kg

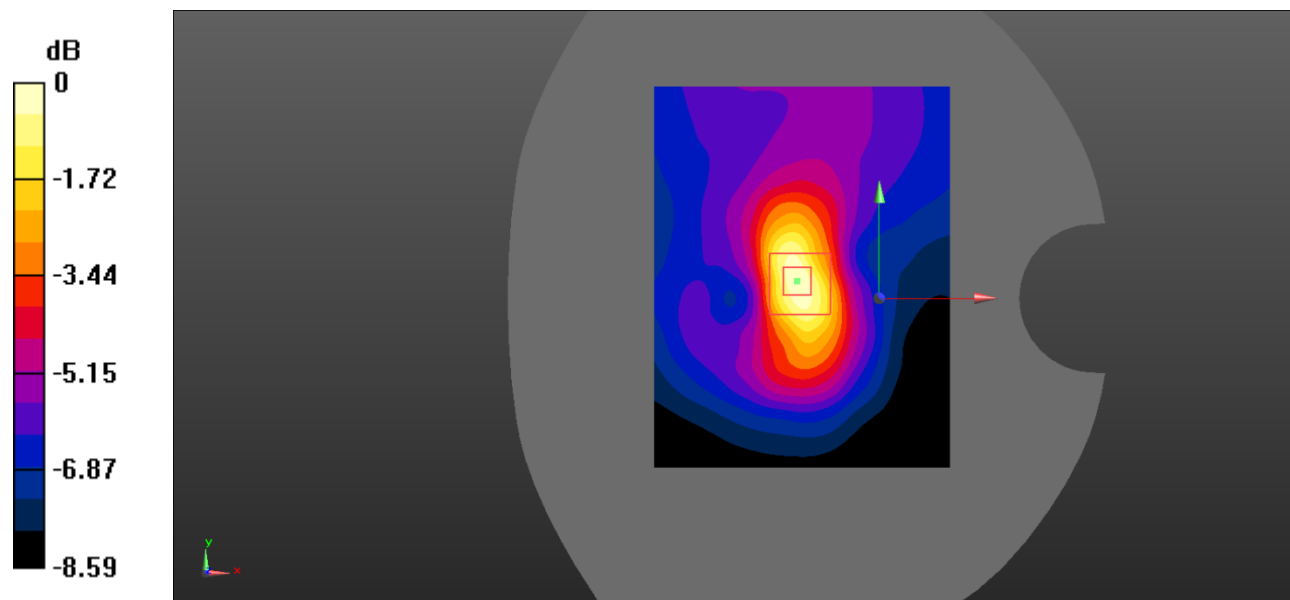
Zoom Scan (5x5x7)/Cube 0: Measurement grid: $dx=8\text{mm}$, $dy=8\text{mm}$, $dz=5\text{mm}$

Reference Value = 6.904 V/m; Power Drift = 0.01 dB

Peak SAR (extrapolated) = 0.0840 W/kg

SAR(1 g) = 0.044 W/kg; SAR(10 g) = 0.025 W/kg

Maximum value of SAR (measured) = 0.0477 W/kg



0 dB = 0.0477 W/kg = -13.21 dBW/kg

Test Plot 9#: PCS 1900_Head Left Cheek_Middle

DUT: Mobile Phone; Type: LS5018F; Serial: RSZ200522009-SA-S3;

Communication System: Generic GSM; Frequency: 1880 MHz; Duty Cycle: 1:8
 Medium parameters used: $f = 1880 \text{ MHz}$; $\sigma = 1.396 \text{ S/m}$; $\epsilon_r = 40.113$; $\rho = 1000 \text{ kg/m}^3$;
 Phantom section: Left Section

DASY5 Configuration:

- Probe: EX3DV4 - SN7522; ConvF(7.95, 7.95, 7.95) @1880 MHz;
- Sensor-Surface: 1.4mm (Mechanical Surface Detection)
- Electronics: DAE4 SN1562; Calibrated: 3/3/2020
- Phantom: SAM-Twin V8.0 P1aP2a; Type: QD 000 P41 AA; Serial: 1962
- Measurement SW: DASY52, Version 52.10 (2) ;

Area Scan (71x91x1): Interpolated grid: $dx=1.500 \text{ mm}$, $dy=1.500 \text{ mm}$

Maximum value of SAR (interpolated) = 0.116 W/kg

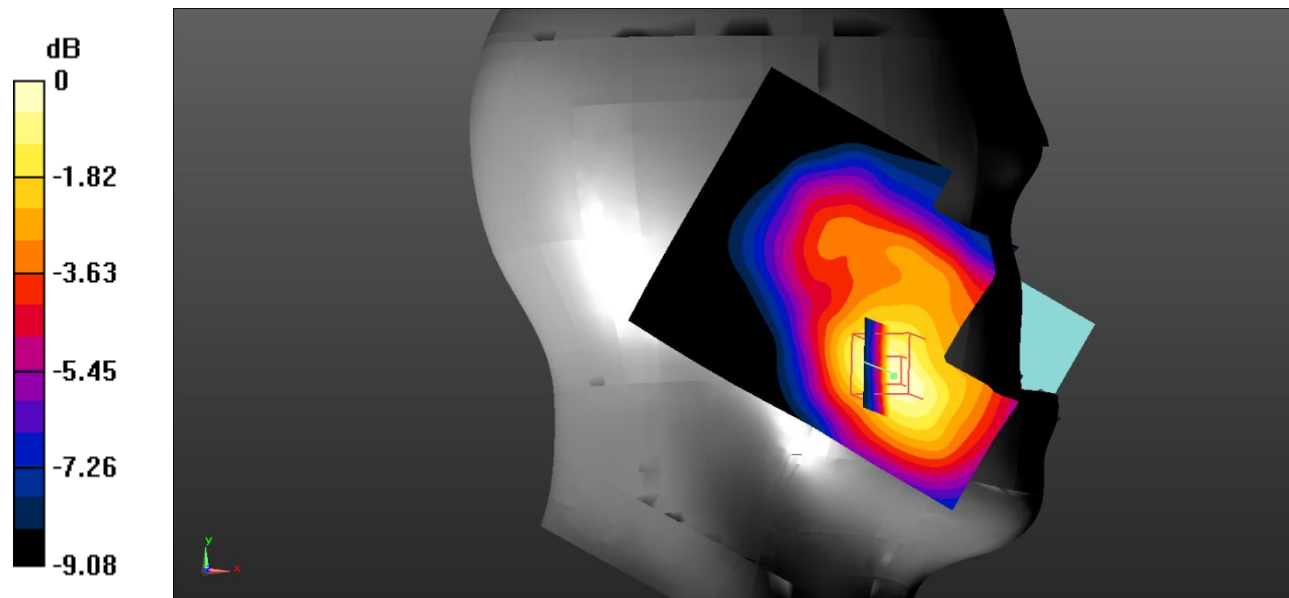
Zoom Scan (5x5x7)/Cube 0: Measurement grid: $dx=8\text{mm}$, $dy=8\text{mm}$, $dz=5\text{mm}$

Reference Value = 3.191 V/m; Power Drift = 0.06 dB

Peak SAR (extrapolated) = 0.163 W/kg

SAR(1 g) = 0.105 W/kg; SAR(10 g) = 0.069 W/kg

Maximum value of SAR (measured) = 0.114 W/kg



0 dB = 0.114 W/kg = -9.43 dBW/kg

Test Plot 10#: PCS 1900_Head Left Tilt_Middle

DUT: Mobile Phone; Type: LS5018F; Serial: RSZ200522009-SA-S3;

Communication System: Generic GSM; Frequency: 1880 MHz; Duty Cycle: 1:8
 Medium parameters used: $f = 1880 \text{ MHz}$; $\sigma = 1.396 \text{ S/m}$; $\epsilon_r = 40.113$; $\rho = 1000 \text{ kg/m}^3$;
 Phantom section: Left Section

DASY5 Configuration:

- Probe: EX3DV4 - SN7522; ConvF(7.95, 7.95, 7.95) @1880 MHz;
- Sensor-Surface: 1.4mm (Mechanical Surface Detection)
- Electronics: DAE4 SN1562; Calibrated: 3/3/2020
- Phantom: SAM-Twin V8.0 P1aP2a; Type: QD 000 P41 AA; Serial: 1962
- Measurement SW: DASY52, Version 52.10 (2) ;

Area Scan (71x91x1): Interpolated grid: $dx=1.500 \text{ mm}$, $dy=1.500 \text{ mm}$

Maximum value of SAR (interpolated) = 0.0761 W/kg

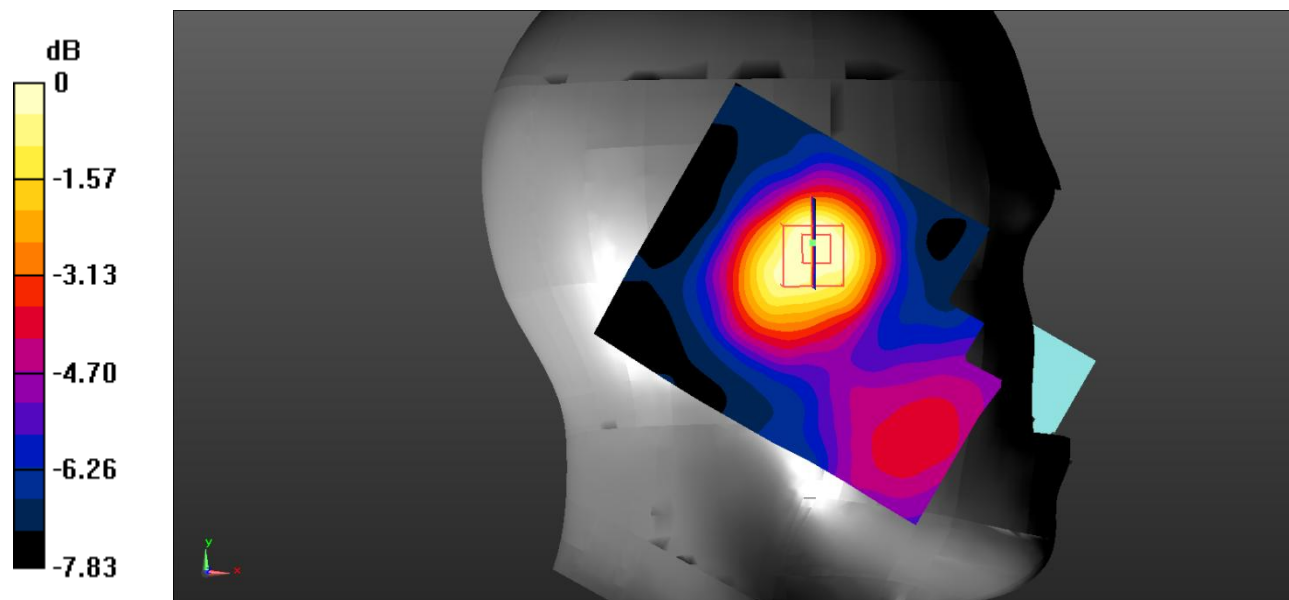
Zoom Scan (5x5x7)/Cube 0: Measurement grid: $dx=8\text{mm}$, $dy=8\text{mm}$, $dz=5\text{mm}$

Reference Value = 4.637 V/m; Power Drift = -0.06 dB

Peak SAR (extrapolated) = 0.0870 W/kg

SAR(1 g) = 0.062 W/kg; SAR(10 g) = 0.043 W/kg

Maximum value of SAR (measured) = 0.0652 W/kg



0 dB = 0.0652 W/kg = -11.86 dBW/kg

Test Plot 11#: PCS 1900_Head Right Cheek_Middle

DUT: Mobile Phone; Type: LS5018F; Serial: RSZ200522009-SA-S3;

Communication System: Generic GSM; Frequency: 1880 MHz; Duty Cycle: 1:8
 Medium parameters used: $f = 1880 \text{ MHz}$; $\sigma = 1.396 \text{ S/m}$; $\epsilon_r = 40.113$; $\rho = 1000 \text{ kg/m}^3$;
 Phantom section: Right Section

DASY5 Configuration:

- Probe: EX3DV4 - SN7522; ConvF(7.95, 7.95, 7.95) @1880 MHz;
- Sensor-Surface: 1.4mm (Mechanical Surface Detection)
- Electronics: DAE4 SN1562; Calibrated: 3/3/2020
- Phantom: SAM-Twin V8.0 P1aP2a; Type: QD 000 P41 AA; Serial: 1962
- Measurement SW: DASY52, Version 52.10 (2) ;

Area Scan (71x91x1): Interpolated grid: $dx=1.500 \text{ mm}$, $dy=1.500 \text{ mm}$

Maximum value of SAR (interpolated) = 0.0936 W/kg

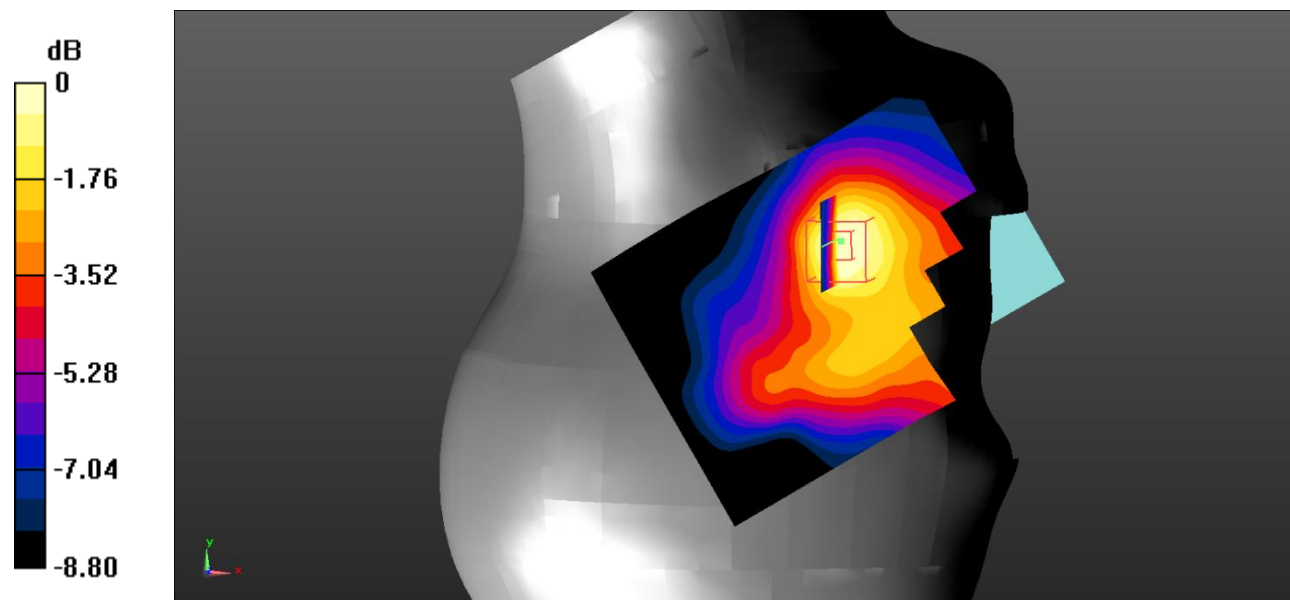
Zoom Scan (5x5x7)/Cube 0: Measurement grid: $dx=8\text{mm}$, $dy=8\text{mm}$, $dz=5\text{mm}$

Reference Value = 2.799 V/m; Power Drift = 0.05 dB

Peak SAR (extrapolated) = 0.125 W/kg

SAR(1 g) = 0.085 W/kg; SAR(10 g) = 0.056 W/kg

Maximum value of SAR (measured) = 0.0912 W/kg



0 dB = 0.0912 W/kg = -10.40 dBW/kg

Test Plot 12#: PCS 1900_Head Right Tilt_Middle

DUT: Mobile Phone; Type: LS5018F; Serial: RSZ200522009-SA-S3;

Communication System: Generic GSM; Frequency: 1880 MHz; Duty Cycle: 1:8
 Medium parameters used: $f = 1880 \text{ MHz}$; $\sigma = 1.396 \text{ S/m}$; $\epsilon_r = 40.113$; $\rho = 1000 \text{ kg/m}^3$;
 Phantom section: Right Section

DASY5 Configuration:

- Probe: EX3DV4 - SN7522; ConvF(7.95, 7.95, 7.95) @1880 MHz;
- Sensor-Surface: 1.4mm (Mechanical Surface Detection)
- Electronics: DAE4 SN1562; Calibrated: 3/3/2020
- Phantom: SAM-Twin V8.0 P1aP2a; Type: QD 000 P41 AA; Serial: 1962
- Measurement SW: DASY52, Version 52.10 (2) ;

Area Scan (71x91x1): Interpolated grid: $dx=1.500 \text{ mm}$, $dy=1.500 \text{ mm}$

Maximum value of SAR (interpolated) = 0.0540 W/kg

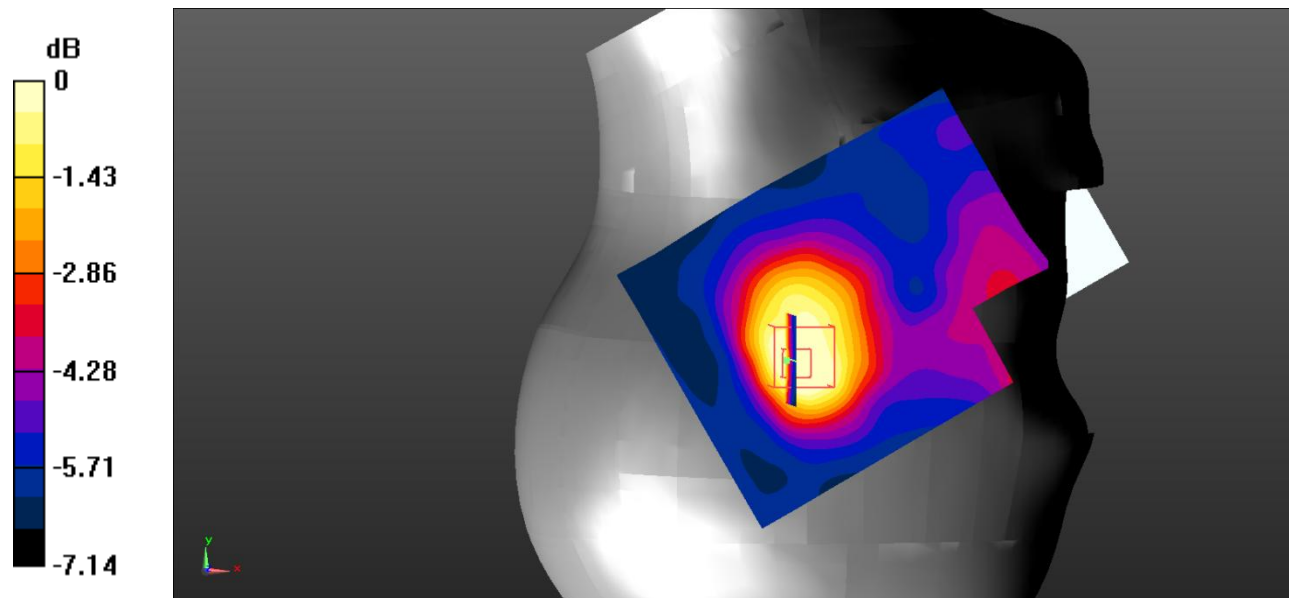
Zoom Scan (5x5x7)/Cube 0: Measurement grid: $dx=8\text{mm}$, $dy=8\text{mm}$, $dz=5\text{mm}$

Reference Value = 5.188 V/m; Power Drift = 0.04 dB

Peak SAR (extrapolated) = 0.0660 W/kg

SAR(1 g) = 0.047 W/kg; SAR(10 g) = 0.033 W/kg

Maximum value of SAR (measured) = 0.0487 W/kg



0 dB = 0.0487 W/kg = -13.12 dBW/kg

Test Plot 13#: PCS 1900_Body Worn Back_Middle

DUT: Mobile Phone; Type: LS5018F; Serial: RSZ200522009-SA-S3;

Communication System: Generic GSM; Frequency: 1880 MHz; Duty Cycle: 1:8
Medium parameters used: $f = 1880 \text{ MHz}$; $\sigma = 1.396 \text{ S/m}$; $\epsilon_r = 40.113$; $\rho = 1000 \text{ kg/m}^3$;
Phantom section: Flat Section

DASY5 Configuration:

- Probe: EX3DV4 - SN7522; ConvF(7.95, 7.95, 7.95) @1880 MHz;
- Sensor-Surface: 1.4mm (Mechanical Surface Detection)
- Electronics: DAE4 SN1562; Calibrated: 3/3/2020
- Phantom: SAM-Twin V8.0 P1aP2a; Type: QD 000 P41 AA; Serial: 1962
- Measurement SW: DASY52, Version 52.10 (2) ;

Area Scan (71x91x1): Interpolated grid: $dx=1.500 \text{ mm}$, $dy=1.500 \text{ mm}$

Maximum value of SAR (interpolated) = 0.253 W/kg

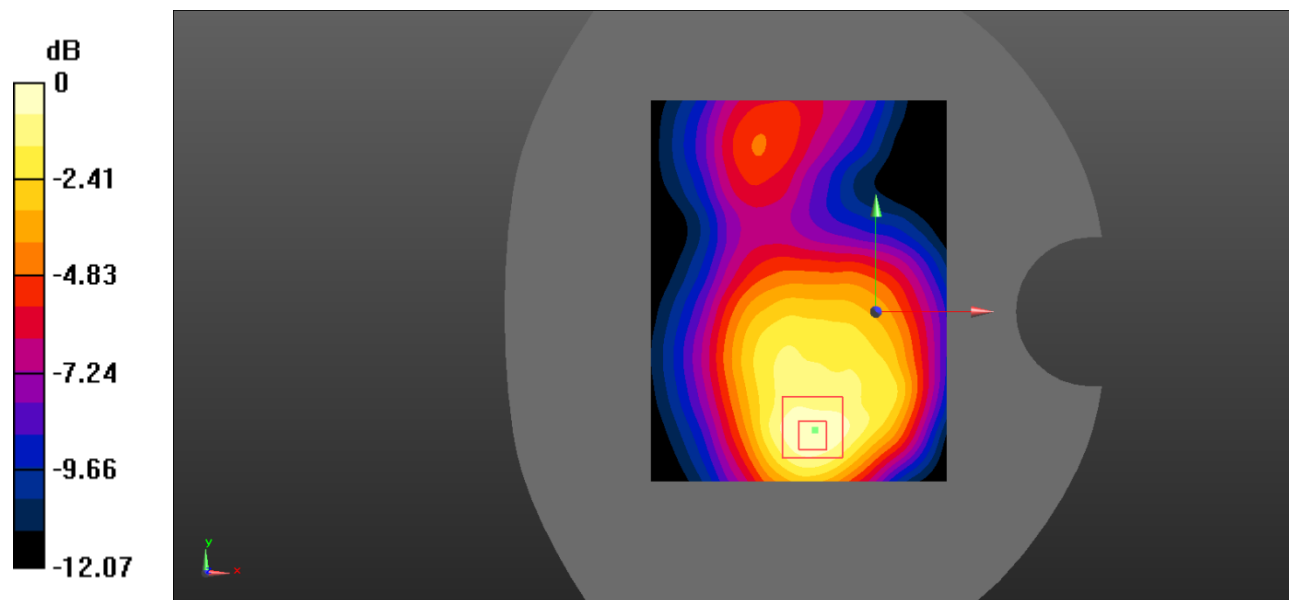
Zoom Scan (5x5x7)/Cube 0: Measurement grid: $dx=8\text{mm}$, $dy=8\text{mm}$, $dz=5\text{mm}$

Reference Value = 9.804 V/m; Power Drift = -0.01 dB

Peak SAR (extrapolated) = 0.363 W/kg

SAR(1 g) = 0.228 W/kg; SAR(10 g) = 0.139 W/kg

Maximum value of SAR (measured) = 0.245 W/kg



0 dB = 0.245 W/kg = -6.11 dBW/kg

Test Plot 14#: PCS 1900_Body Back_Middle

DUT: Mobile Phone; Type: LS5018F; Serial: RSZ200522009-SA-S3;

Communication System: Generic GPRS-3 slots; Frequency: 1880 MHz; Duty Cycle: 1:2.66
 Medium parameters used: $f = 1880 \text{ MHz}$; $\sigma = 1.396 \text{ S/m}$; $\epsilon_r = 40.113$; $\rho = 1000 \text{ kg/m}^3$;
 Phantom section: Flat Section

DASY5 Configuration:

- Probe: EX3DV4 - SN7522; ConvF(7.95, 7.95, 7.95) @1880 MHz;
- Sensor-Surface: 1.4mm (Mechanical Surface Detection)
- Electronics: DAE4 SN1562; Calibrated: 3/3/2020
- Phantom: SAM-Twin V8.0 P1aP2a; Type: QD 000 P41 AA; Serial: 1962
- Measurement SW: DASY52, Version 52.10 (2) ;

Area Scan (71x91x1): Interpolated grid: $dx=1.500 \text{ mm}$, $dy=1.500 \text{ mm}$

Maximum value of SAR (interpolated) = 0.265 W/kg

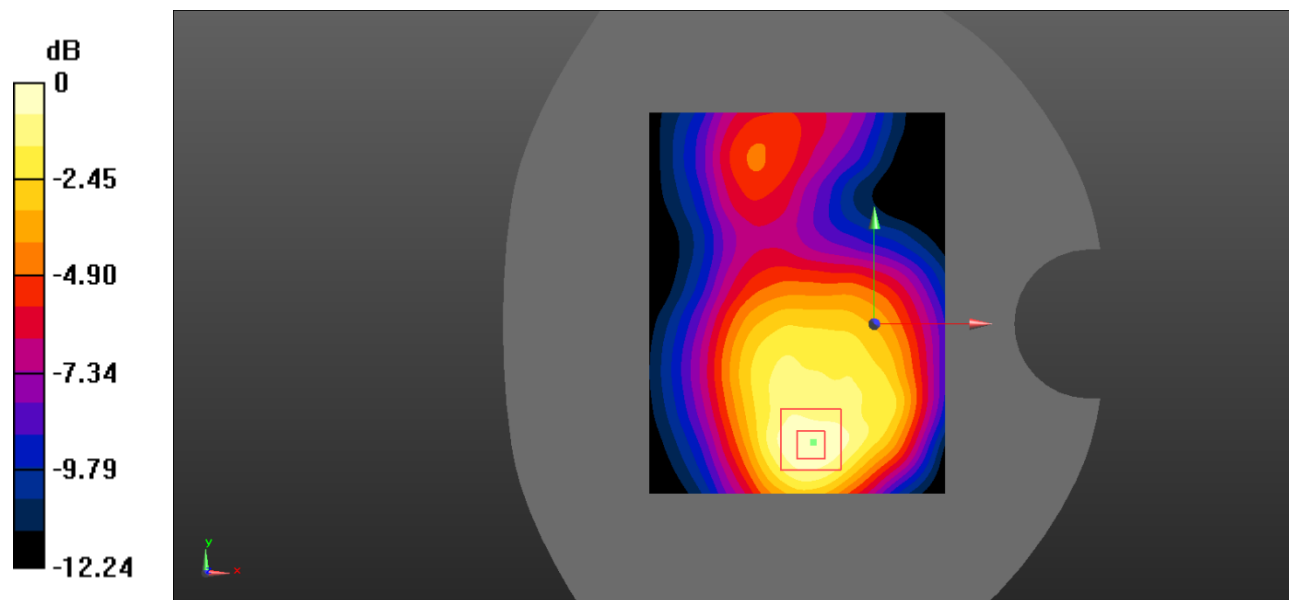
Zoom Scan (5x5x7)/Cube 0: Measurement grid: $dx=8\text{mm}$, $dy=8\text{mm}$, $dz=5\text{mm}$

Reference Value = 9.853 V/m; Power Drift = 0.08 dB

Peak SAR (extrapolated) = 0.368 W/kg

SAR(1 g) = 0.234 W/kg; SAR(10 g) = 0.143 W/kg

Maximum value of SAR (measured) = 0.252 W/kg



0 dB = 0.252 W/kg = -5.99 dBW/kg

Test Plot 15#: PCS 1900_Body Left_Middle

DUT: Mobile Phone; Type: LS5018F; Serial: RSZ200522009-SA-S3;

Communication System: Generic GPRS-3 slots; Frequency: 1880 MHz; Duty Cycle: 1:2.66
 Medium parameters used: $f = 1880 \text{ MHz}$; $\sigma = 1.396 \text{ S/m}$; $\epsilon_r = 40.113$; $\rho = 1000 \text{ kg/m}^3$;
 Phantom section: Flat Section

DASY5 Configuration:

- Probe: EX3DV4 - SN7522; ConvF(7.95, 7.95, 7.95) @1880 MHz;
- Sensor-Surface: 1.4mm (Mechanical Surface Detection)
- Electronics: DAE4 SN1562; Calibrated: 3/3/2020
- Phantom: SAM-Twin V8.0 P1aP2a; Type: QD 000 P41 AA; Serial: 1962
- Measurement SW: DASY52, Version 52.10 (2) ;

Area Scan (71x91x1): Interpolated grid: dx=1.500 mm, dy=1.500 mm

Maximum value of SAR (interpolated) = 0.116 W/kg

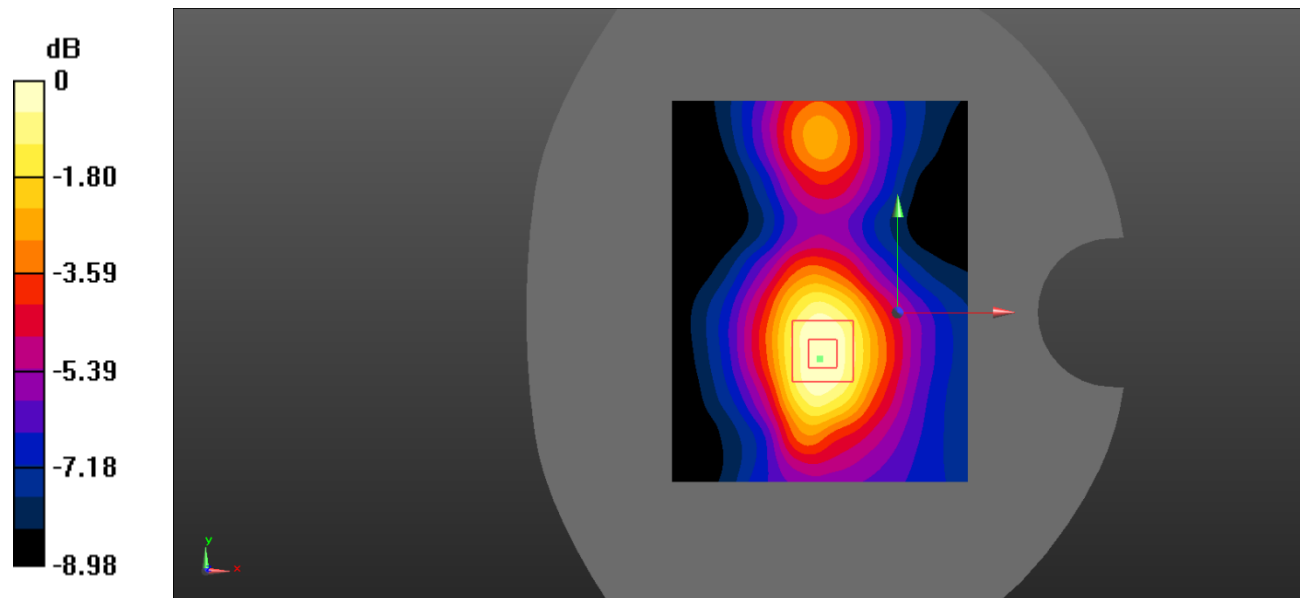
Zoom Scan (5x5x7)/Cube 0: Measurement grid: dx=8mm, dy=8mm, dz=5mm

Reference Value = 8.168 V/m; Power Drift = 0.07 dB

Peak SAR (extrapolated) = 0.163 W/kg

SAR(1 g) = 0.104 W/kg; SAR(10 g) = 0.067 W/kg

Maximum value of SAR (measured) = 0.111 W/kg



0 dB = 0.111 W/kg = -9.55 dBW/kg

Test Plot 16#: PCS 1900_Body Bottom_Middle

DUT: Mobile Phone; Type: LS5018F; Serial: RSZ200522009-SA-S3;

Communication System: Generic GPRS-3 slots; Frequency: 1880 MHz; Duty Cycle: 1:2.66
 Medium parameters used: $f = 1880 \text{ MHz}$; $\sigma = 1.396 \text{ S/m}$; $\epsilon_r = 40.113$; $\rho = 1000 \text{ kg/m}^3$;
 Phantom section: Flat Section

DASY5 Configuration:

- Probe: EX3DV4 - SN7522; ConvF(7.95, 7.95, 7.95) @1880 MHz;
- Sensor-Surface: 1.4mm (Mechanical Surface Detection)
- Electronics: DAE4 SN1562; Calibrated: 3/3/2020
- Phantom: SAM-Twin V8.0 P1aP2a; Type: QD 000 P41 AA; Serial: 1962
- Measurement SW: DASY52, Version 52.10 (2) ;

Area Scan (71x91x1): Interpolated grid: $dx=1.500 \text{ mm}$, $dy=1.500 \text{ mm}$

Maximum value of SAR (interpolated) = 0.188 W/kg

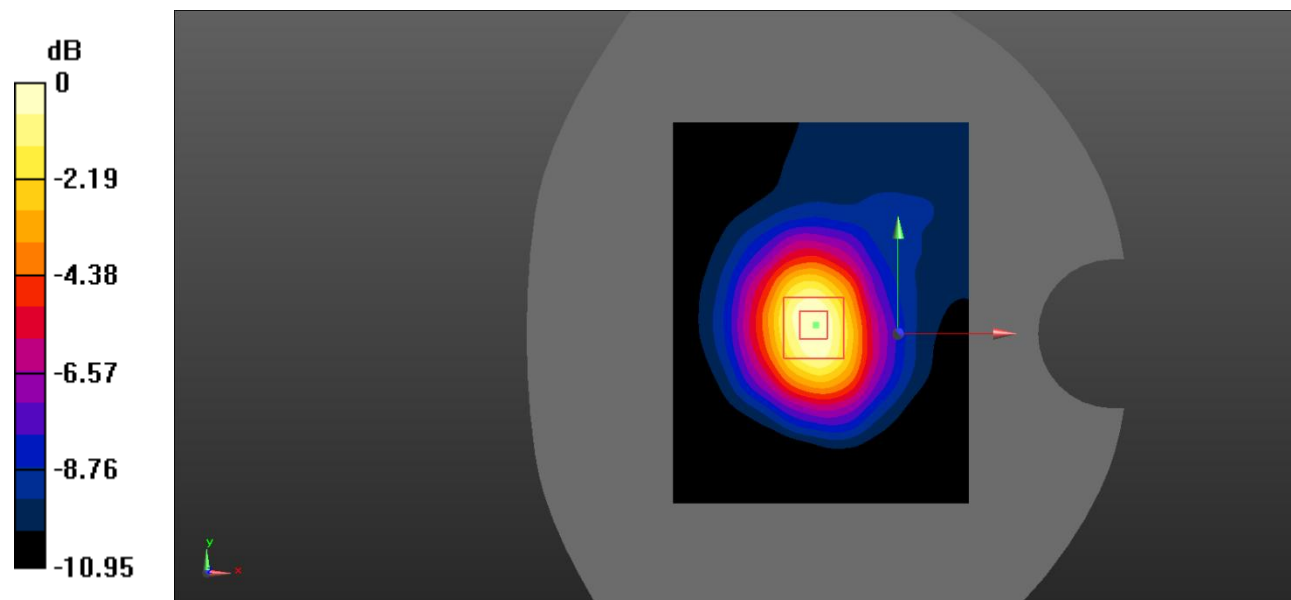
Zoom Scan (5x5x7)/Cube 0: Measurement grid: $dx=8\text{mm}$, $dy=8\text{mm}$, $dz=5\text{mm}$

Reference Value = 10.77 V/m; Power Drift = -0.01 dB

Peak SAR (extrapolated) = 0.270 W/kg

SAR(1 g) = 0.163 W/kg; SAR(10 g) = 0.095 W/kg

Maximum value of SAR (measured) = 0.179 W/kg



0 dB = 0.179 W/kg = -7.47 dBW/kg

Test Plot 17#: WCDMA Band 2_Head Left Cheek_Middle

DUT: Mobile Phone; Type: LS5018F; Serial: RSZ200522009-SA-S3;

Communication System: Communication System: UID 0, WCDMA; Frequency: 1880 MHz;Duty Cycle: 1:1
 Medium parameters used: $f = 1880 \text{ MHz}$; $\sigma = 1.396 \text{ S/m}$; $\epsilon_r = 40.113$; $\rho = 1000 \text{ kg/m}^3$;
 Phantom section: Left Section

DASY5 Configuration:

- Probe: EX3DV4 - SN7522; ConvF(7.95, 7.95, 7.95) @1880 MHz;
- Sensor-Surface: 1.4mm (Mechanical Surface Detection)
- Electronics: DAE4 SN1562;Calibrated: 3/3/2020
- Phantom: SAM-Twin V8.0 P1aP2a; Type: QD 000 P41 AA; Serial: 1962
- Measurement SW: DASY52, Version 52.10 (2) ;

Area Scan (71x91x1): Interpolated grid: $dx=1.500 \text{ mm}$, $dy=1.500 \text{ mm}$

Maximum value of SAR (interpolated) = 0.181 W/kg

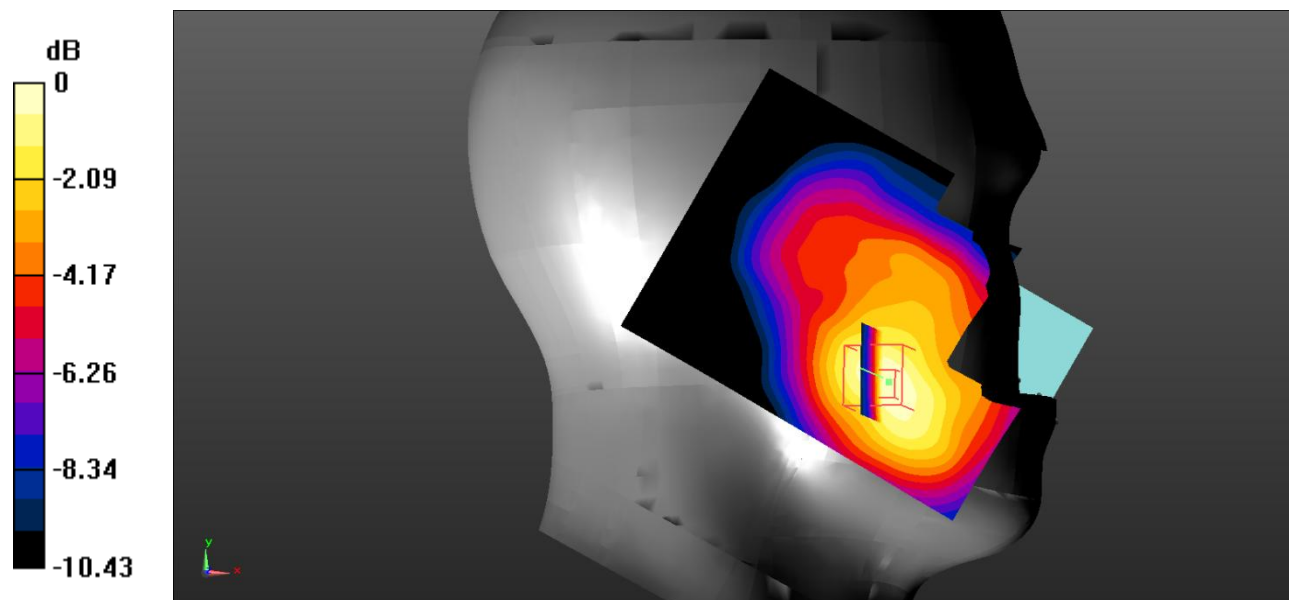
Zoom Scan (5x5x7)/Cube 0: Measurement grid: $dx=8\text{mm}$, $dy=8\text{mm}$, $dz=5\text{mm}$

Reference Value = 1.294 V/m; Power Drift = 0.08 dB

Peak SAR (extrapolated) = 0.268 W/kg

SAR(1 g) = 0.167 W/kg; SAR(10 g) = 0.105 W/kg

Maximum value of SAR (measured) = 0.179 W/kg



0 dB = 0.179 W/kg = -7.47 dBW/kg

Test Plot 18#: WCDMA Band 2_Head Left Tilt_Middle

DUT: Mobile Phone; Type: LS5018F; Serial: RSZ200522009-SA-S3;

Communication System: Communication System: UID 0, WCDMA; Frequency: 1880 MHz;Duty Cycle: 1:1
 Medium parameters used: $f = 1880 \text{ MHz}$; $\sigma = 1.396 \text{ S/m}$; $\epsilon_r = 40.113$; $\rho = 1000 \text{ kg/m}^3$;
 Phantom section: Left Section

DASY5 Configuration:

- Probe: EX3DV4 - SN7522; ConvF(7.95, 7.95, 7.95) @1880 MHz;
- Sensor-Surface: 1.4mm (Mechanical Surface Detection)
- Electronics: DAE4 SN1562;Calibrated: 3/3/2020
- Phantom: SAM-Twin V8.0 P1aP2a; Type: QD 000 P41 AA; Serial: 1962
- Measurement SW: DASY52, Version 52.10 (2) ;

Area Scan (71x91x1): Interpolated grid: $dx=1.500 \text{ mm}$, $dy=1.500 \text{ mm}$

Maximum value of SAR (interpolated) = 0.0990 W/kg

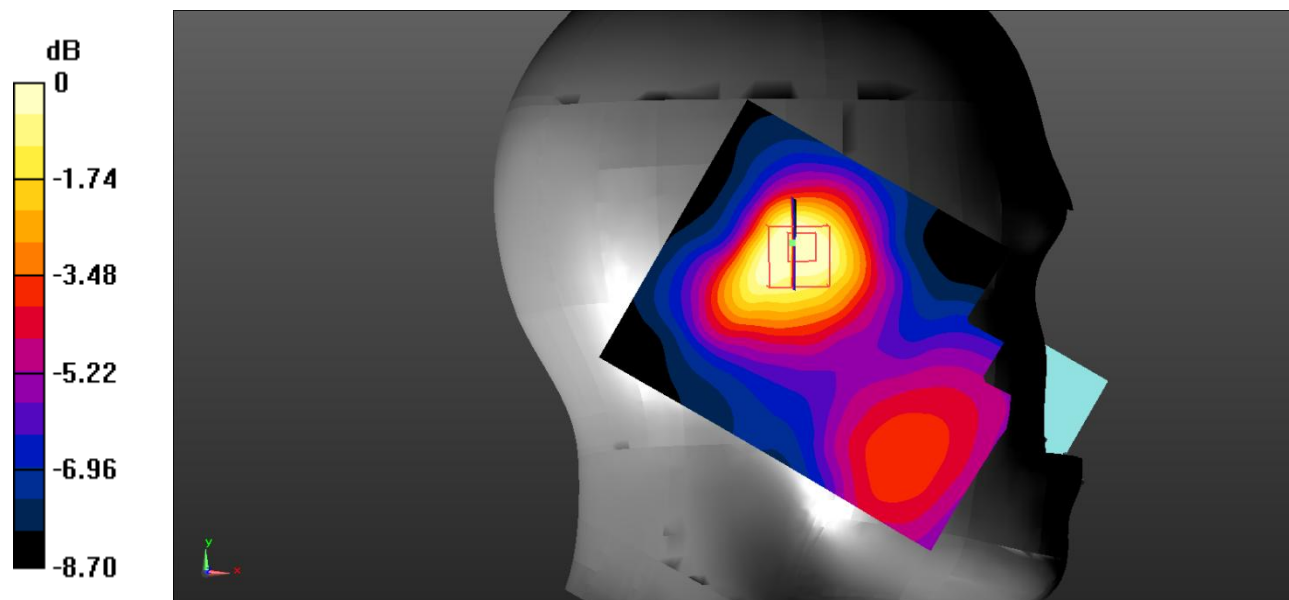
Zoom Scan (5x5x7)/Cube 0: Measurement grid: $dx=8\text{mm}$, $dy=8\text{mm}$, $dz=5\text{mm}$

Reference Value = 6.509 V/m; Power Drift = -0.09 dB

Peak SAR (extrapolated) = 0.119 W/kg

SAR(1 g) = 0.080 W/kg; SAR(10 g) = 0.053 W/kg

Maximum value of SAR (measured) = 0.0836 W/kg



0 dB = 0.0836 W/kg = -10.78 dBW/kg

Test Plot 19#: WCDMA Band 2_Head Right Cheek_Middle

DUT: Mobile Phone; Type: LS5018F; Serial: RSZ200522009-SA-S3;

Communication System: Communication System: UID 0, WCDMA; Frequency: 1880 MHz;Duty Cycle: 1:1
 Medium parameters used: $f = 1880 \text{ MHz}$; $\sigma = 1.396 \text{ S/m}$; $\epsilon_r = 40.113$; $\rho = 1000 \text{ kg/m}^3$;
 Phantom section: Right Section

DASY5 Configuration:

- Probe: EX3DV4 - SN7522; ConvF(7.95, 7.95, 7.95) @1880 MHz;
- Sensor-Surface: 1.4mm (Mechanical Surface Detection)
- Electronics: DAE4 SN1562;Calibrated: 3/3/2020
- Phantom: SAM-Twin V8.0 P1aP2a; Type: QD 000 P41 AA; Serial: 1962
- Measurement SW: DASY52, Version 52.10 (2) ;

Area Scan (71x91x1): Interpolated grid: $dx=1.500 \text{ mm}$, $dy=1.500 \text{ mm}$

Maximum value of SAR (interpolated) = 0.140 W/kg

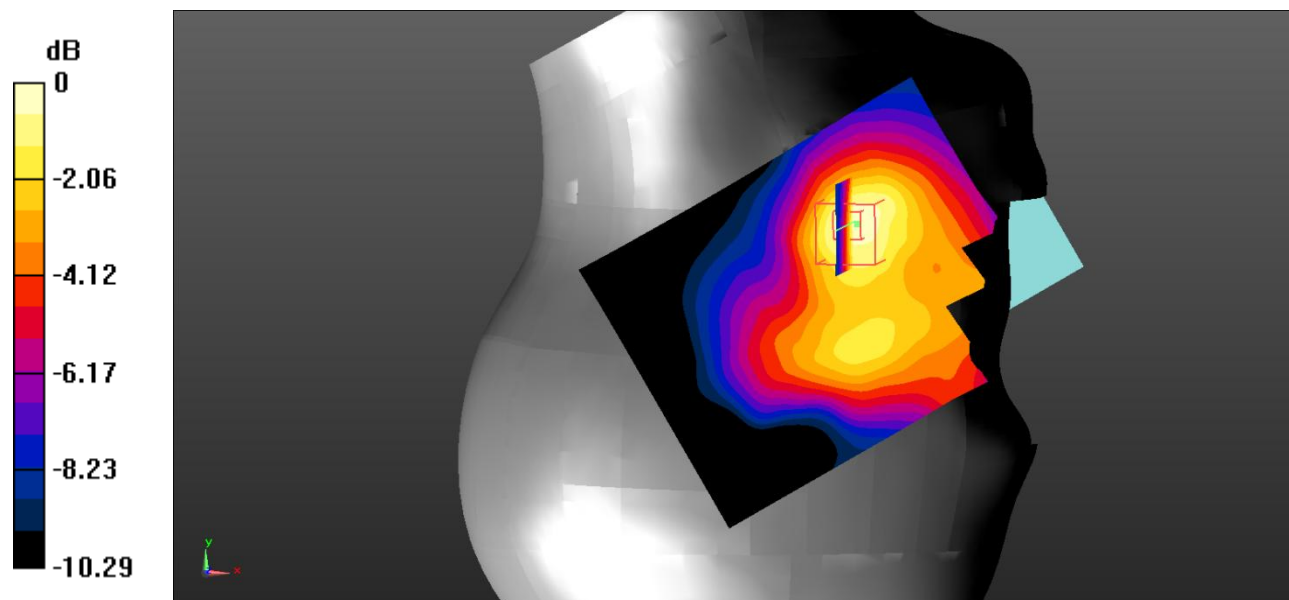
Zoom Scan (5x5x7)/Cube 0: Measurement grid: $dx=8\text{mm}$, $dy=8\text{mm}$, $dz=5\text{mm}$

Reference Value = 3.846 V/m; Power Drift = 0.05 dB

Peak SAR (extrapolated) = 0.192 W/kg

SAR(1 g) = 0.124 W/kg; SAR(10 g) = 0.078 W/kg

Maximum value of SAR (measured) = 0.134 W/kg



0 dB = 0.134 W/kg = -8.73 dBW/kg

Test Plot 20#: WCDMA Band 2_Head Right Tilt_Middle

DUT: Mobile Phone; Type: LS5018F; Serial: RSZ200522009-SA-S3;

Communication System: Communication System: UID 0, WCDMA; Frequency: 1880 MHz; Duty Cycle: 1:1
 Medium parameters used: $f = 1880 \text{ MHz}$; $\sigma = 1.396 \text{ S/m}$; $\epsilon_r = 40.113$; $\rho = 1000 \text{ kg/m}^3$;
 Phantom section: Right Section

DASY5 Configuration:

- Probe: EX3DV4 - SN7522; ConvF(7.95, 7.95, 7.95) @1880 MHz;
- Sensor-Surface: 1.4mm (Mechanical Surface Detection)
- Electronics: DAE4 SN1562; Calibrated: 3/3/2020
- Phantom: SAM-Twin V8.0 P1aP2a; Type: QD 000 P41 AA; Serial: 1962
- Measurement SW: DASY52, Version 52.10 (2) ;

Area Scan (71x91x1): Interpolated grid: $dx=1.500 \text{ mm}$, $dy=1.500 \text{ mm}$

Maximum value of SAR (interpolated) = 0.0844 W/kg

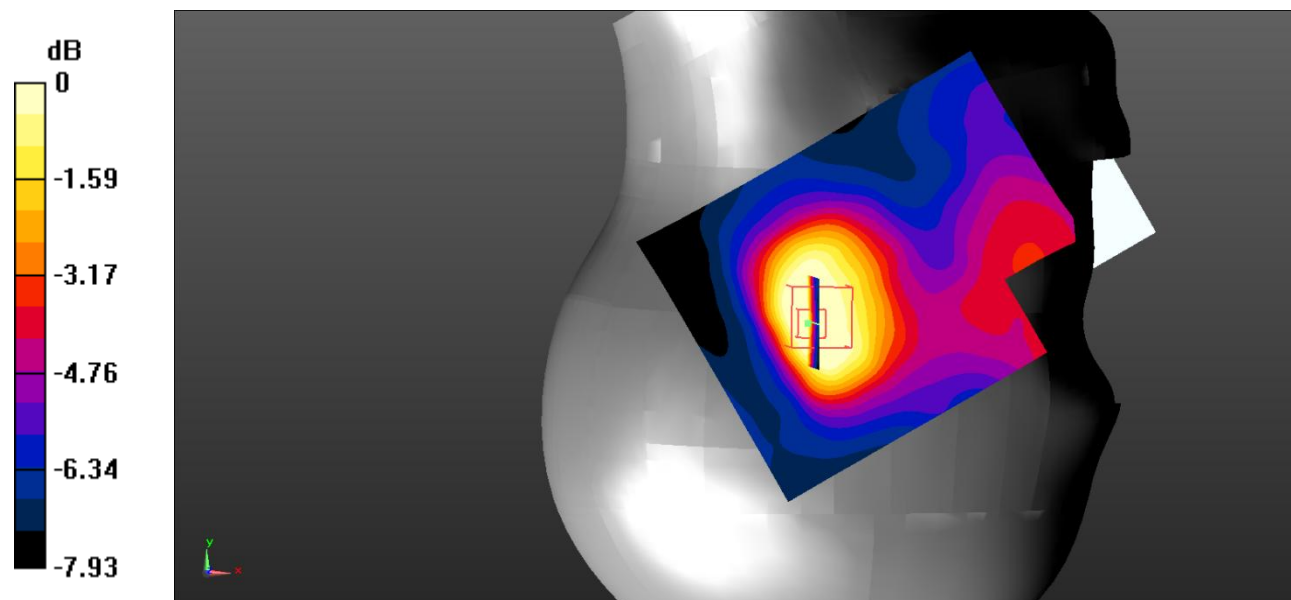
Zoom Scan (5x5x7)/Cube 0: Measurement grid: $dx=8\text{mm}$, $dy=8\text{mm}$, $dz=5\text{mm}$

Reference Value = 6.307 V/m; Power Drift = 0.05 dB

Peak SAR (extrapolated) = 0.0880 W/kg

SAR(1 g) = 0.062 W/kg; SAR(10 g) = 0.043 W/kg

Maximum value of SAR (measured) = 0.0662 W/kg



0 dB = 0.0662 W/kg = -11.79 dBW/kg

Test Plot 21#: WCDMA Band 2_Body Back_Middle

DUT: Mobile Phone; Type: LS5018F; Serial: RSZ200522009-SA-S3;

Communication System: Communication System: UID 0, WCDMA; Frequency: 1880 MHz;Duty Cycle: 1:1
 Medium parameters used: $f = 1880 \text{ MHz}$; $\sigma = 1.396 \text{ S/m}$; $\epsilon_r = 40.113$; $\rho = 1000 \text{ kg/m}^3$;
 Phantom section: Flat Section

DASY5 Configuration:

- Probe: EX3DV4 - SN7522; ConvF(7.95, 7.95, 7.95) @1880 MHz;
- Sensor-Surface: 1.4mm (Mechanical Surface Detection)
- Electronics: DAE4 SN1562;Calibrated: 3/3/2020
- Phantom: SAM-Twin V8.0 P1aP2a; Type: QD 000 P41 AA; Serial: 1962
- Measurement SW: DASY52, Version 52.10 (2) ;

Area Scan (71x91x1): Interpolated grid: $dx=1.500 \text{ mm}$, $dy=1.500 \text{ mm}$

Maximum value of SAR (interpolated) = 0.340 W/kg

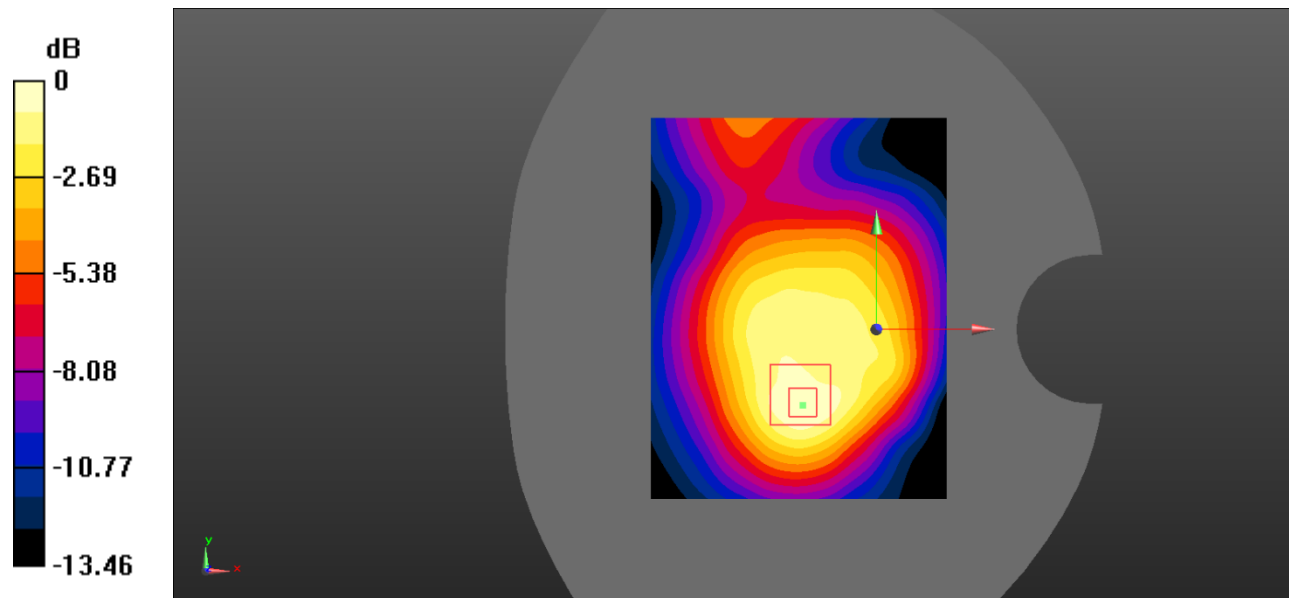
Zoom Scan (5x5x7)/Cube 0: Measurement grid: $dx=8\text{mm}$, $dy=8\text{mm}$, $dz=5\text{mm}$

Reference Value = 13.38 V/m; Power Drift = -0.00 dB

Peak SAR (extrapolated) = 0.477 W/kg

SAR(1 g) = 0.301 W/kg; SAR(10 g) = 0.183 W/kg

Maximum value of SAR (measured) = 0.329 W/kg



0 dB = 0.329 W/kg = -4.83 dBW/kg

Test Plot 22#: WCDMA Band 2_Body Left_Middle

DUT: Mobile Phone; Type: LS5018F; Serial: RSZ200522009-SA-S3;

Communication System: Communication System: UID 0, WCDMA; Frequency: 1880 MHz;Duty Cycle: 1:1
 Medium parameters used: $f = 1880 \text{ MHz}$; $\sigma = 1.396 \text{ S/m}$; $\epsilon_r = 40.113$; $\rho = 1000 \text{ kg/m}^3$;
 Phantom section: Flat Section

DASY5 Configuration:

- Probe: EX3DV4 - SN7522; ConvF(7.95, 7.95, 7.95) @1880 MHz;
- Sensor-Surface: 1.4mm (Mechanical Surface Detection)
- Electronics: DAE4 SN1562;Calibrated: 3/3/2020
- Phantom: SAM-Twin V8.0 P1aP2a; Type: QD 000 P41 AA; Serial: 1962
- Measurement SW: DASY52, Version 52.10 (2) ;

Area Scan (71x91x1): Interpolated grid: $dx=1.500 \text{ mm}$, $dy=1.500 \text{ mm}$

Maximum value of SAR (interpolated) = 0.164 W/kg

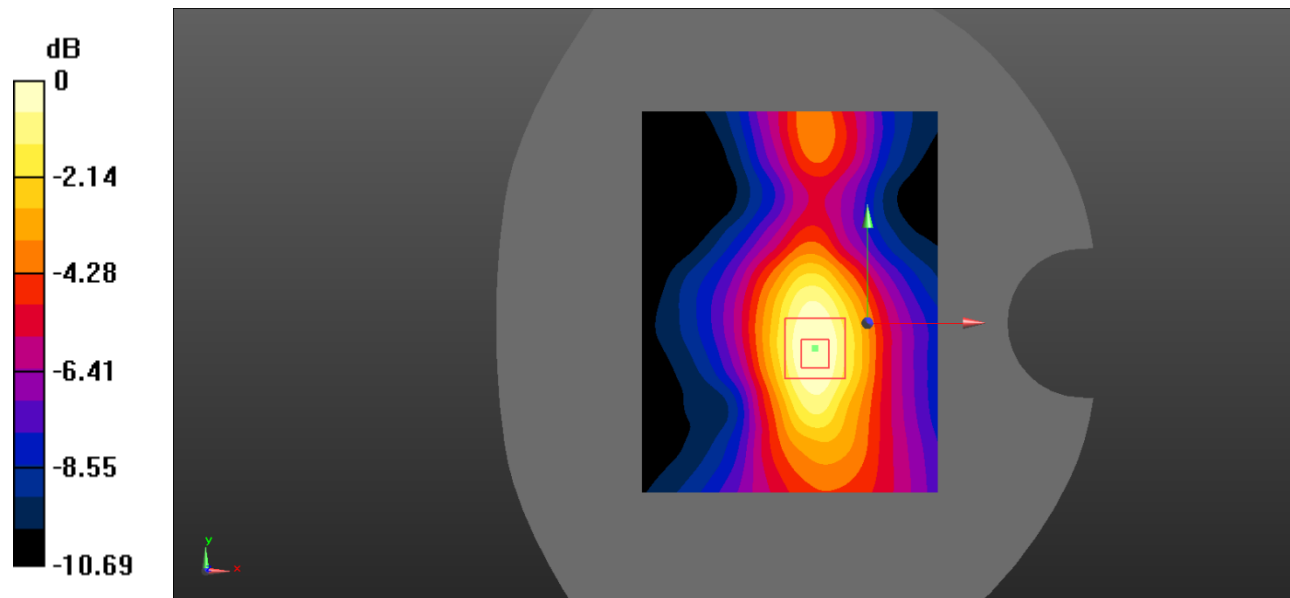
Zoom Scan (5x5x7)/Cube 0: Measurement grid: $dx=8\text{mm}$, $dy=8\text{mm}$, $dz=5\text{mm}$

Reference Value = 9.833 V/m; Power Drift = -0.08 dB

Peak SAR (extrapolated) = 0.241 W/kg

SAR(1 g) = 0.146 W/kg; SAR(10 g) = 0.090 W/kg

Maximum value of SAR (measured) = 0.157 W/kg



0 dB = 0.157 W/kg = -8.04 dBW/kg

Test Plot 23#: WCDMA Band 2_Body Bottom_Middle

DUT: Mobile Phone; Type: LS5018F; Serial: RSZ200522009-SA-S3;

Communication System: Communication System: UID 0, WCDMA; Frequency: 1880 MHz;Duty Cycle: 1:1
 Medium parameters used: $f = 1880 \text{ MHz}$; $\sigma = 1.396 \text{ S/m}$; $\epsilon_r = 40.113$; $\rho = 1000 \text{ kg/m}^3$;
 Phantom section: Flat Section

DASY5 Configuration:

- Probe: EX3DV4 - SN7522; ConvF(7.95, 7.95, 7.95) @1880 MHz;
- Sensor-Surface: 1.4mm (Mechanical Surface Detection)
- Electronics: DAE4 SN1562;Calibrated: 3/3/2020
- Phantom: SAM-Twin V8.0 P1aP2a; Type: QD 000 P41 AA; Serial: 1962
- Measurement SW: DASY52, Version 52.10 (2) ;

Area Scan (71x91x1): Interpolated grid: $dx=1.500 \text{ mm}$, $dy=1.500 \text{ mm}$

Maximum value of SAR (interpolated) = 0.619 W/kg

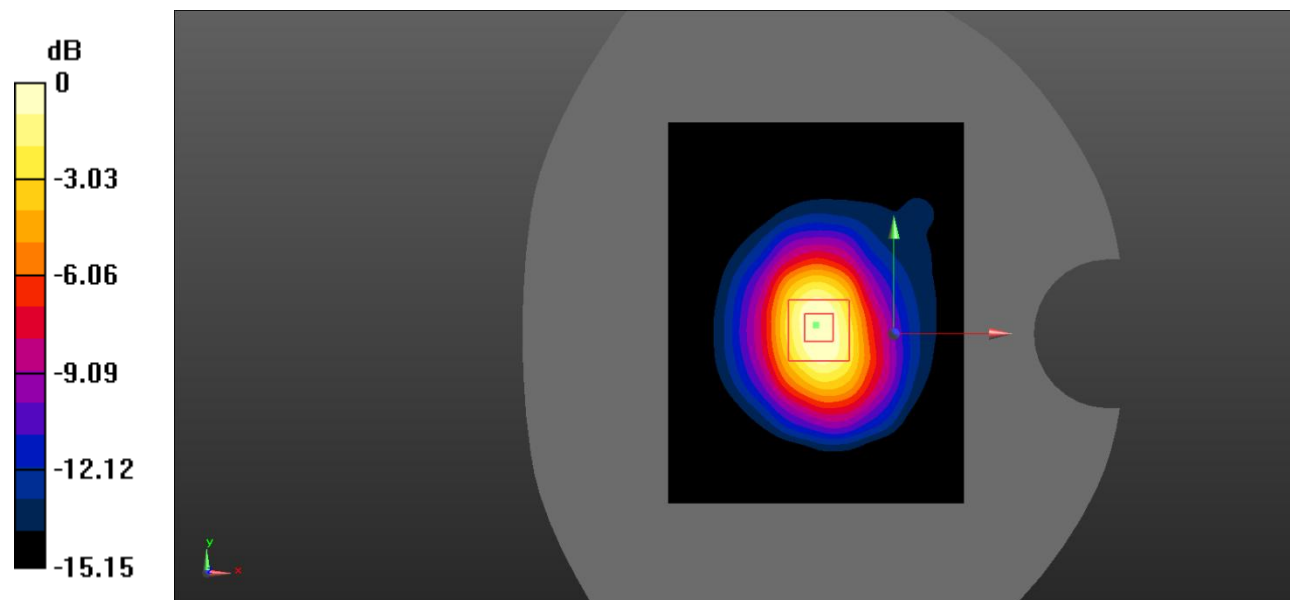
Zoom Scan (5x5x7)/Cube 0: Measurement grid: $dx=8\text{mm}$, $dy=8\text{mm}$, $dz=5\text{mm}$

Reference Value = 19.97 V/m; Power Drift = 0.04 dB

Peak SAR (extrapolated) = 0.905 W/kg

SAR(1 g) = 0.514 W/kg; SAR(10 g) = 0.274 W/kg

Maximum value of SAR (measured) = 0.560 W/kg



0 dB = 0.560 W/kg = -2.52 dBW/kg

Test Plot 24#: WCDMA Band 5_Head Left Cheek_Middle

DUT: Mobile Phone; Type: LS5018F; Serial: RSZ200522009-SA-S3;

Communication System: Communication System: UID 0, WCDMA; Frequency: 836.6 MHz; Duty Cycle: 1:1
 Medium parameters used: $f = 836.6 \text{ MHz}$; $\sigma = 0.897 \text{ S/m}$; $\epsilon_r = 41.165$; $\rho = 1000 \text{ kg/m}^3$;
 Phantom section: Left Section

DASY5 Configuration:

- Probe: EX3DV4 - SN7522; ConvF(9.92, 9.92, 9.92) @836.6 MHz;
- Sensor-Surface: 1.4mm (Mechanical Surface Detection)
- Electronics: DAE4 SN1562; Calibrated: 3/3/2020
- Phantom: SAM-Twin V8.0 P1aP2a; Type: QD 000 P41 AA; Serial: 1962
- Measurement SW: DASY52, Version 52.10 (2) ;

Area Scan (71x91x1): Interpolated grid: $dx=1.500 \text{ mm}$, $dy=1.500 \text{ mm}$

Maximum value of SAR (interpolated) = 0.289 W/kg

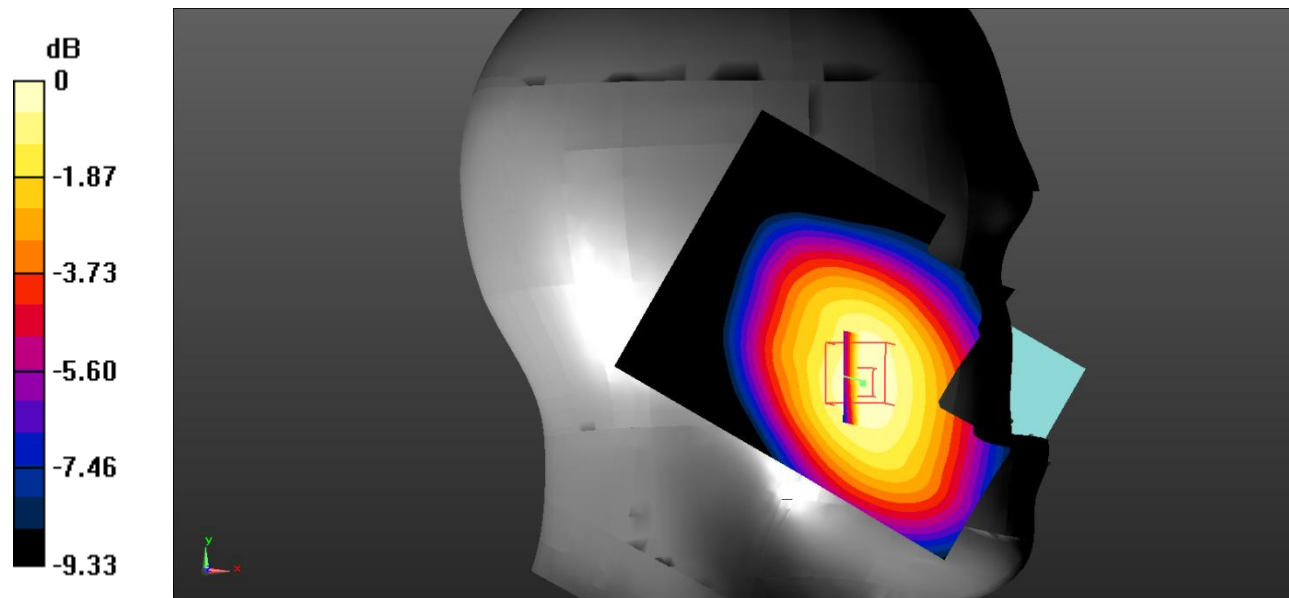
Zoom Scan (5x5x7)/Cube 0: Measurement grid: $dx=8\text{mm}$, $dy=8\text{mm}$, $dz=5\text{mm}$

Reference Value = 3.669 V/m; Power Drift = 0.09 dB

Peak SAR (extrapolated) = 0.350 W/kg

SAR(1 g) = 0.275 W/kg; SAR(10 g) = 0.208 W/kg

Maximum value of SAR (measured) = 0.288 W/kg



0 dB = 0.288 W/kg = -5.41 dBW/kg

Test Plot 25#: WCDMA Band 5_Head Left Tilt_Middle

DUT: Mobile Phone; Type: LS5018F; Serial: RSZ200522009-SA-S3;

Communication System: Communication System: UID 0, WCDMA; Frequency: 836.6 MHz; Duty Cycle: 1:1
 Medium parameters used: $f = 836.6 \text{ MHz}$; $\sigma = 0.897 \text{ S/m}$; $\epsilon_r = 41.165$; $\rho = 1000 \text{ kg/m}^3$;
 Phantom section: Left Section

DASY5 Configuration:

- Probe: EX3DV4 - SN7522; ConvF(9.92, 9.92, 9.92) @836.6 MHz;
- Sensor-Surface: 1.4mm (Mechanical Surface Detection)
- Electronics: DAE4 SN1562; Calibrated: 3/3/2020
- Phantom: SAM-Twin V8.0 P1aP2a; Type: QD 000 P41 AA; Serial: 1962
- Measurement SW: DASY52, Version 52.10 (2) ;

Area Scan (71x91x1): Interpolated grid: $dx=1.500 \text{ mm}$, $dy=1.500 \text{ mm}$

Maximum value of SAR (interpolated) = 0.187 W/kg

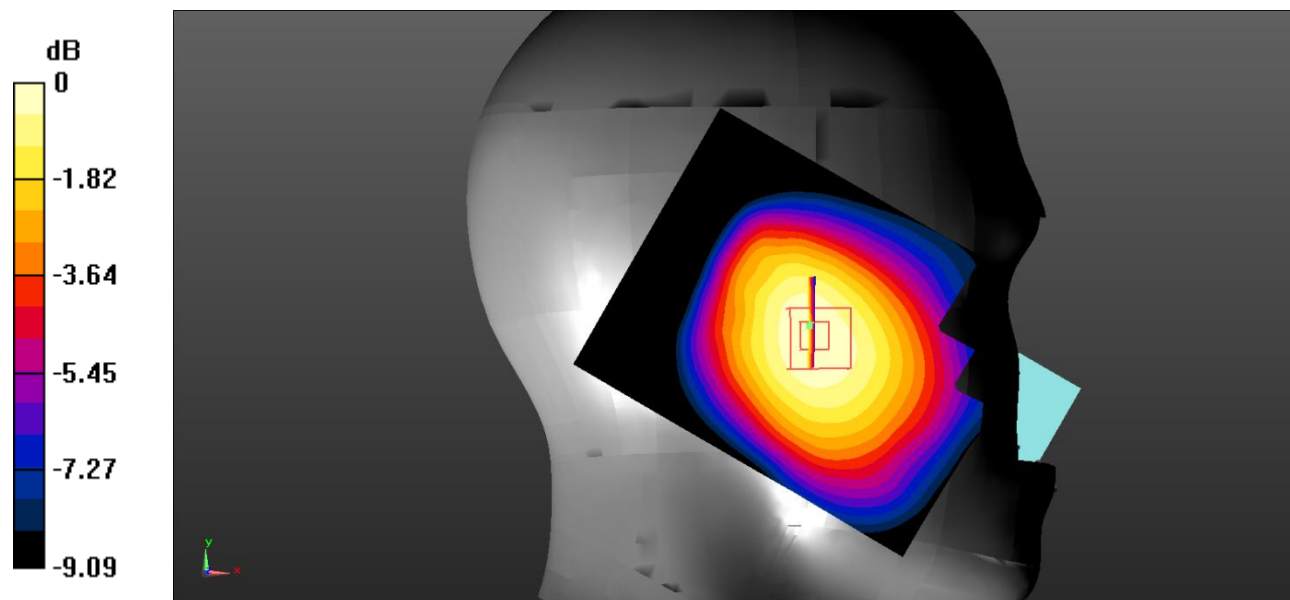
Zoom Scan (5x5x7)/Cube 0: Measurement grid: $dx=8\text{mm}$, $dy=8\text{mm}$, $dz=5\text{mm}$

Reference Value = 8.313 V/m; Power Drift = -0.02 dB

Peak SAR (extrapolated) = 0.224 W/kg

SAR(1 g) = 0.180 W/kg; SAR(10 g) = 0.137 W/kg

Maximum value of SAR (measured) = 0.187 W/kg



0 dB = 0.187 W/kg = -7.28 dBW/kg

Test Plot 26#: WCDMA Band 5_Head Right Cheek_Middle

DUT: Mobile Phone; Type: LS5018F; Serial: RSZ200522009-SA-S3;

Communication System: Communication System: UID 0, WCDMA; Frequency: 836.6 MHz; Duty Cycle: 1:1
 Medium parameters used: $f = 836.6 \text{ MHz}$; $\sigma = 0.897 \text{ S/m}$; $\epsilon_r = 41.165$; $\rho = 1000 \text{ kg/m}^3$;
 Phantom section: Right Section

DASY5 Configuration:

- Probe: EX3DV4 - SN7522; ConvF(9.92, 9.92, 9.92) @836.6 MHz;
- Sensor-Surface: 1.4mm (Mechanical Surface Detection)
- Electronics: DAE4 SN1562; Calibrated: 3/3/2020
- Phantom: SAM-Twin V8.0 P1aP2a; Type: QD 000 P41 AA; Serial: 1962
- Measurement SW: DASY52, Version 52.10 (2) ;

Area Scan (71x91x1): Interpolated grid: $dx=1.500 \text{ mm}$, $dy=1.500 \text{ mm}$

Maximum value of SAR (interpolated) = 0.313 W/kg

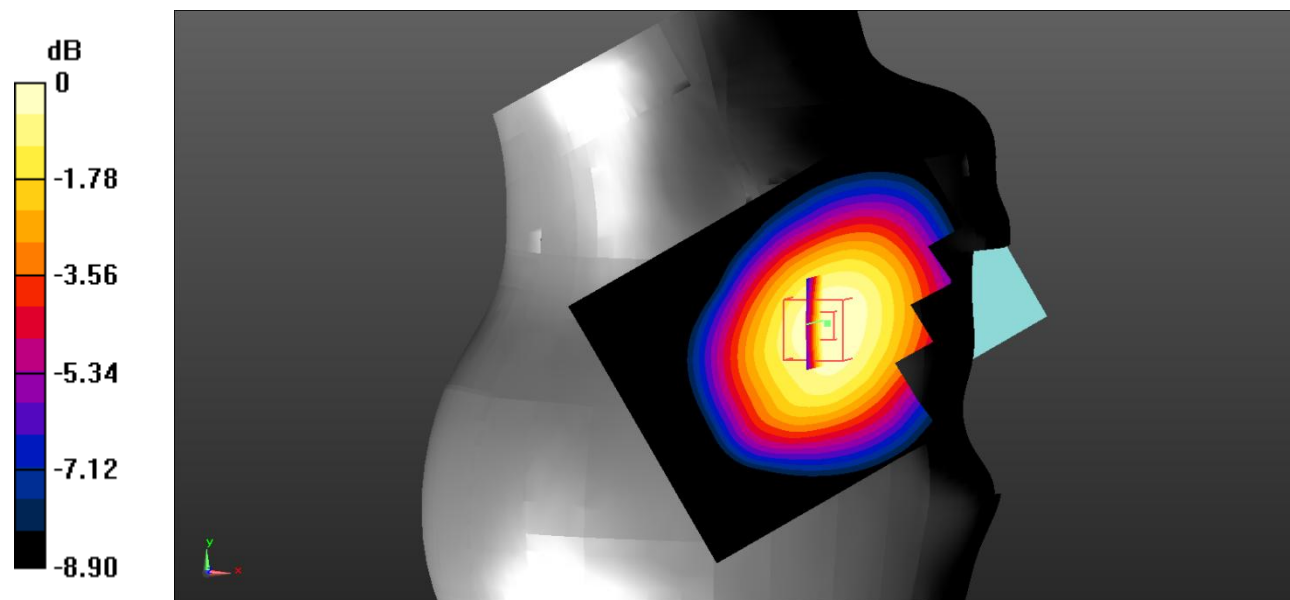
Zoom Scan (5x5x7)/Cube 0: Measurement grid: $dx=8\text{mm}$, $dy=8\text{mm}$, $dz=5\text{mm}$

Reference Value = 4.080 V/m; Power Drift = 0.07 dB

Peak SAR (extrapolated) = 0.354 W/kg

SAR(1 g) = 0.292 W/kg; SAR(10 g) = 0.224 W/kg

Maximum value of SAR (measured) = 0.304 W/kg



0 dB = 0.304 W/kg = -5.17 dBW/kg

Test Plot 27#: WCDMA Band 5_Head Right Tilt_Middle**DUT: Mobile Phone; Type: LS5018F; Serial: RSZ200522009-SA-S3;**

Communication System: Communication System: UID 0, WCDMA; Frequency: 836.6 MHz; Duty Cycle: 1:1
Medium parameters used: $f = 836.6$ MHz; $\sigma = 0.897$ S/m; $\epsilon_r = 41.165$; $\rho = 1000$ kg/m³ ;
Phantom section: Right Section

DASY5 Configuration:

- Probe: EX3DV4 - SN7522; ConvF(9.92, 9.92, 9.92) @836.6 MHz;
- Sensor-Surface: 1.4mm (Mechanical Surface Detection)
- Electronics: DAE4 SN1562; Calibrated: 3/3/2020
- Phantom: SAM-Twin V8.0 P1aP2a; Type: QD 000 P41 AA; Serial: 1962
- Measurement SW: DASY52, Version 52.10 (2) ;

Area Scan (71x91x1): Interpolated grid: dx=1.500 mm, dy=1.500 mm

Maximum value of SAR (interpolated) = 0.159 W/kg

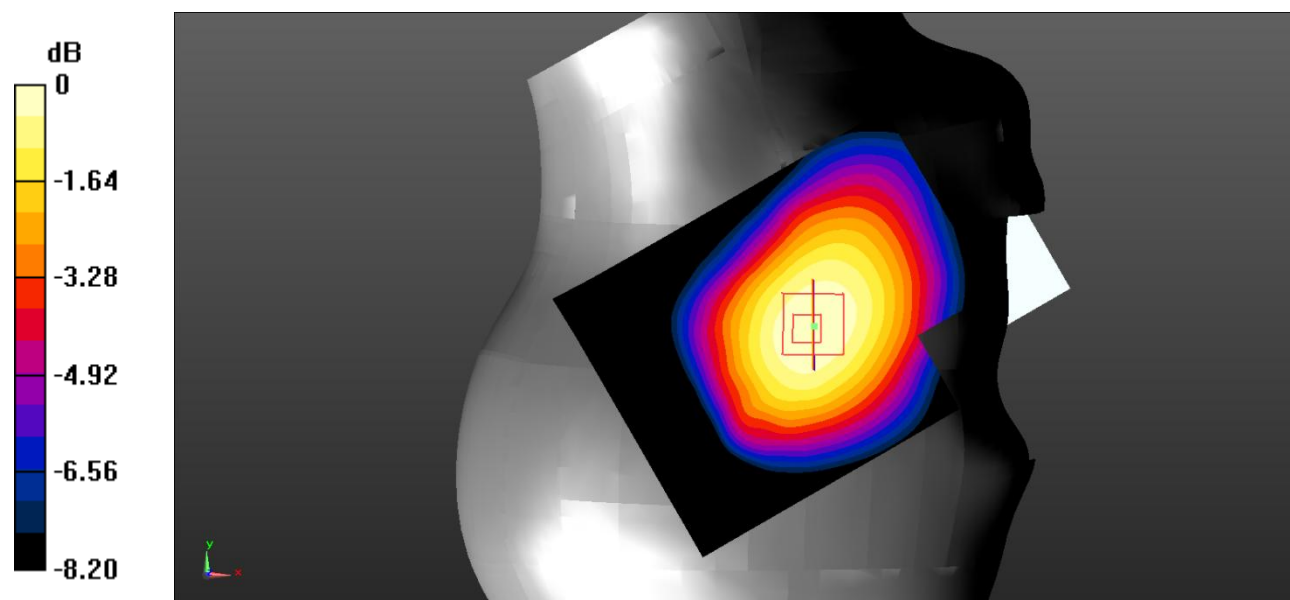
Zoom Scan (5x5x7)/Cube 0: Measurement grid: dx=8mm, dy=8mm, dz=5mm

Reference Value = 6.512 V/m; Power Drift = 0.00 dB

Peak SAR (extrapolated) = 0.184 W/kg

SAR(1 g) = 0.152 W/kg; SAR(10 g) = 0.117 W/kg

Maximum value of SAR (measured) = 0.157 W/kg



0 dB = 0.157 W/kg = -8.04 dBW/kg

Test Plot 28#: WCDMA Band 5_Body Back_Middle

DUT: Mobile Phone; Type: LS5018F; Serial: RSZ200522009-SA-S3;

Communication System: Communication System: UID 0, WCDMA; Frequency: 836.6 MHz; Duty Cycle: 1:1
 Medium parameters used: $f = 836.6 \text{ MHz}$; $\sigma = 0.897 \text{ S/m}$; $\epsilon_r = 41.165$; $\rho = 1000 \text{ kg/m}^3$;
 Phantom section: Flat Section

DASY5 Configuration:

- Probe: EX3DV4 - SN7522; ConvF(9.92, 9.92, 9.92) @836.6 MHz;
- Sensor-Surface: 1.4mm (Mechanical Surface Detection)
- Electronics: DAE4 SN1562; Calibrated: 3/3/2020
- Phantom: SAM-Twin V8.0 P1aP2a; Type: QD 000 P41 AA; Serial: 1962
- Measurement SW: DASY52, Version 52.10 (2) ;

Area Scan (71x91x1): Interpolated grid: $dx=1.500 \text{ mm}$, $dy=1.500 \text{ mm}$

Maximum value of SAR (interpolated) = 0.441 W/kg

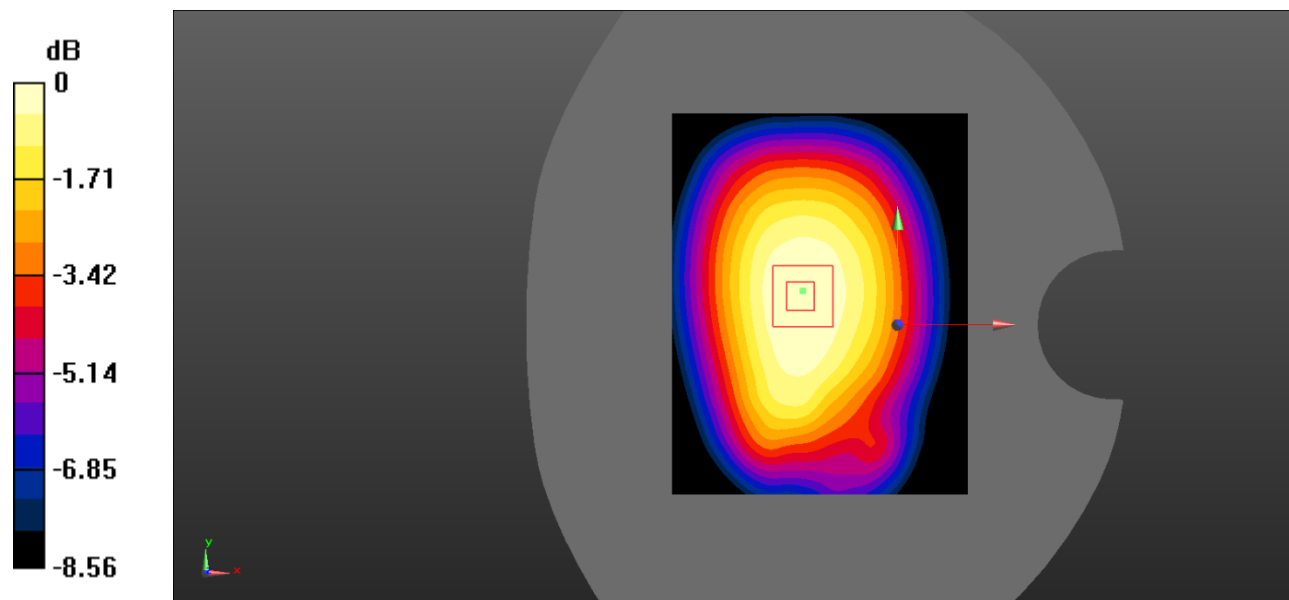
Zoom Scan (5x5x7)/Cube 0: Measurement grid: $dx=8\text{mm}$, $dy=8\text{mm}$, $dz=5\text{mm}$

Reference Value = 21.23 V/m; Power Drift = -0.03 dB

Peak SAR (extrapolated) = 0.536 W/kg

SAR(1 g) = 0.420 W/kg; SAR(10 g) = 0.313 W/kg

Maximum value of SAR (measured) = 0.438 W/kg



0 dB = 0.438 W/kg = -3.59 dBW/kg

Test Plot 29#: WCDMA Band 5_Body Left_Middle

DUT: Mobile Phone; Type: LS5018F; Serial: RSZ200522009-SA-S3;

Communication System: Communication System: UID 0, WCDMA; Frequency: 836.6 MHz; Duty Cycle: 1:1
 Medium parameters used: $f = 836.6 \text{ MHz}$; $\sigma = 0.897 \text{ S/m}$; $\epsilon_r = 41.165$; $\rho = 1000 \text{ kg/m}^3$;
 Phantom section: Flat Section

DASY5 Configuration:

- Probe: EX3DV4 - SN7522; ConvF(9.92, 9.92, 9.92) @836.6 MHz;
- Sensor-Surface: 1.4mm (Mechanical Surface Detection)
- Electronics: DAE4 SN1562; Calibrated: 3/3/2020
- Phantom: SAM-Twin V8.0 P1aP2a; Type: QD 000 P41 AA; Serial: 1962
- Measurement SW: DASY52, Version 52.10 (2) ;

Area Scan (71x91x1): Interpolated grid: $dx=1.500 \text{ mm}$, $dy=1.500 \text{ mm}$

Maximum value of SAR (interpolated) = 0.302 W/kg

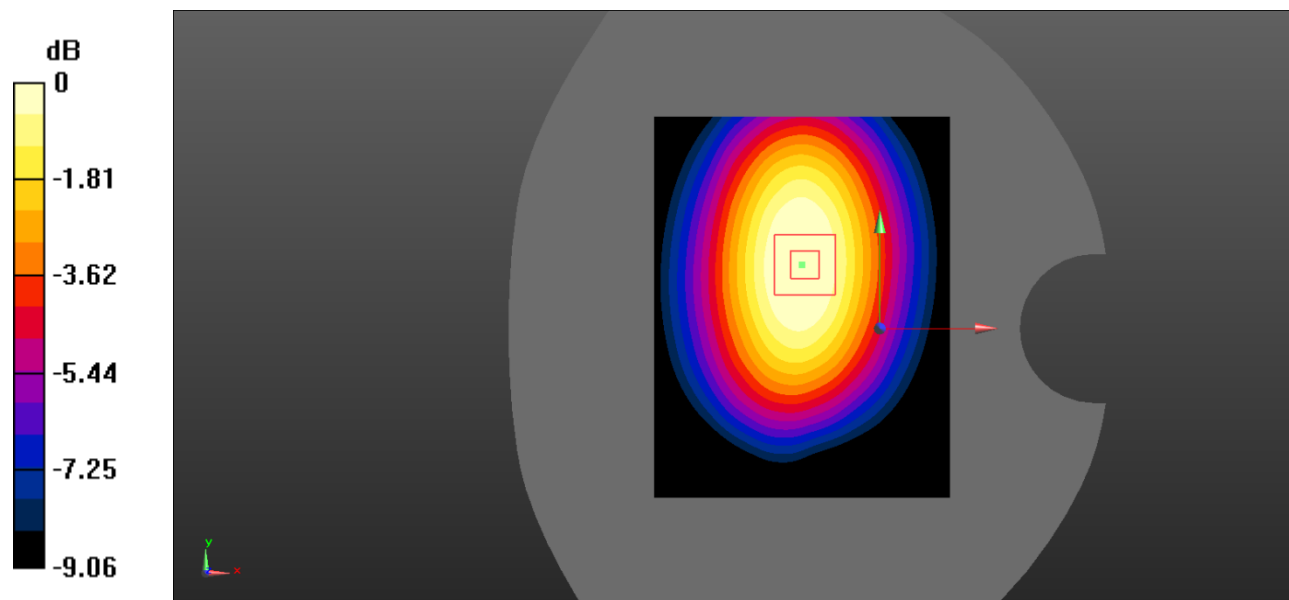
Zoom Scan (5x5x7)/Cube 0: Measurement grid: $dx=8\text{mm}$, $dy=8\text{mm}$, $dz=5\text{mm}$

Reference Value = 16.06 V/m; Power Drift = -0.02 dB

Peak SAR (extrapolated) = 0.367 W/kg

SAR(1 g) = 0.263 W/kg; SAR(10 g) = 0.182 W/kg

Maximum value of SAR (measured) = 0.276 W/kg



0 dB = 0.276 W/kg = -5.59 dBW/kg

Test Plot 30#: WCDMA Band 5_Body Bottom_Middle

DUT: Mobile Phone; Type: LS5018F; Serial: RSZ200522009-SA-S3;

Communication System: Communication System: UID 0, WCDMA; Frequency: 836.6 MHz; Duty Cycle: 1:1
 Medium parameters used: $f = 836.6 \text{ MHz}$; $\sigma = 0.897 \text{ S/m}$; $\epsilon_r = 41.165$; $\rho = 1000 \text{ kg/m}^3$;
 Phantom section: Flat Section

DASY5 Configuration:

- Probe: EX3DV4 - SN7522; ConvF(9.92, 9.92, 9.92) @836.6 MHz;
- Sensor-Surface: 1.4mm (Mechanical Surface Detection)
- Electronics: DAE4 SN1562; Calibrated: 3/3/2020
- Phantom: SAM-Twin V8.0 P1aP2a; Type: QD 000 P41 AA; Serial: 1962
- Measurement SW: DASY52, Version 52.10 (2) ;

Area Scan (71x91x1): Interpolated grid: $dx=1.500 \text{ mm}$, $dy=1.500 \text{ mm}$

Maximum value of SAR (interpolated) = 0.105 W/kg

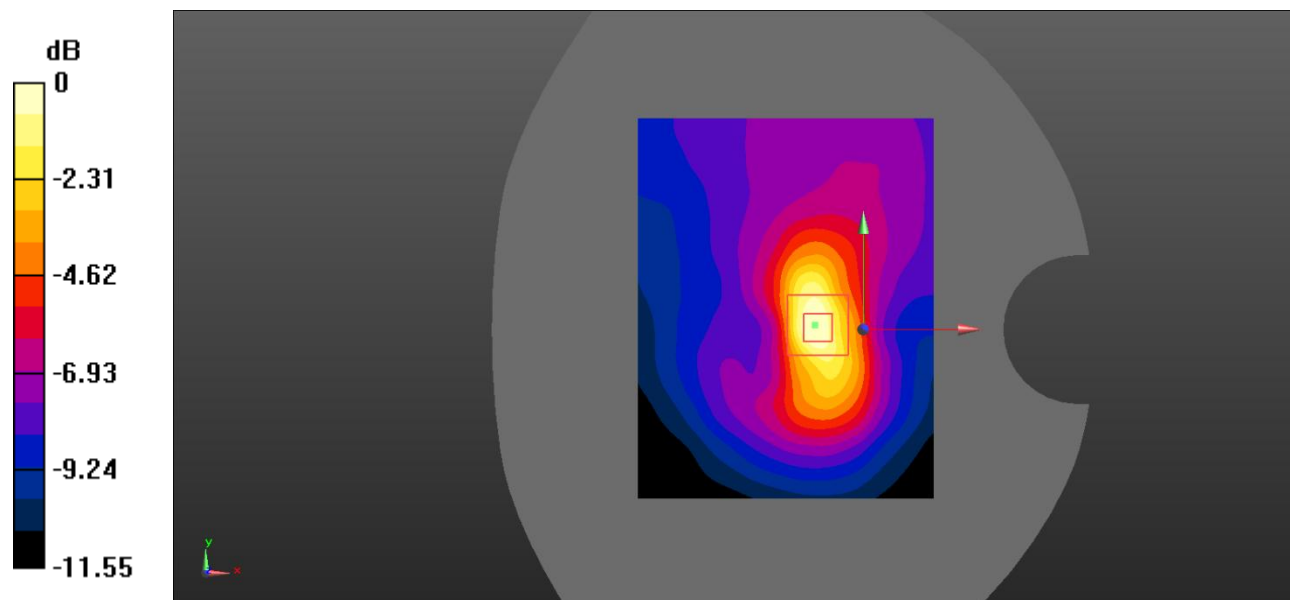
Zoom Scan (5x5x7)/Cube 0: Measurement grid: $dx=8\text{mm}$, $dy=8\text{mm}$, $dz=5\text{mm}$

Reference Value = 8.508 V/m; Power Drift = -0.04 dB

Peak SAR (extrapolated) = 0.189 W/kg

SAR(1 g) = 0.089 W/kg; SAR(10 g) = 0.046 W/kg

Maximum value of SAR (measured) = 0.0993 W/kg



0 dB = 0.0993 W/kg = -10.03 dBW/kg

Test Plot 31#: LTE Band 2_Head Left Cheek_1RB_Middle

DUT: Mobile Phone; Type: LS5018F; Serial: RSZ200522009-SA-S3;

Communication System: Generic FDD-LTE; Frequency: 1880 MHz;Duty Cycle: 1:1
 Medium parameters used: $f = 1880 \text{ MHz}$; $\sigma = 1.396 \text{ S/m}$; $\epsilon_r = 40.113$; $\rho = 1000 \text{ kg/m}^3$;
 Phantom section: Left Section

DASY5 Configuration:

- Probe: EX3DV4 - SN7522; ConvF(7.95, 7.95, 7.95) @1880 MHz;
- Sensor-Surface: 1.4mm (Mechanical Surface Detection)
- Electronics: DAE4 SN1562;Calibrated: 3/3/2020
- Phantom: SAM-Twin V8.0 P1aP2a; Type: QD 000 P41 AA; Serial: 1962
- Measurement SW: DASY52, Version 52.10 (2) ;

Area Scan (71x91x1): Interpolated grid: $dx=1.500 \text{ mm}$, $dy=1.500 \text{ mm}$

Maximum value of SAR (interpolated) = 0.241 W/kg

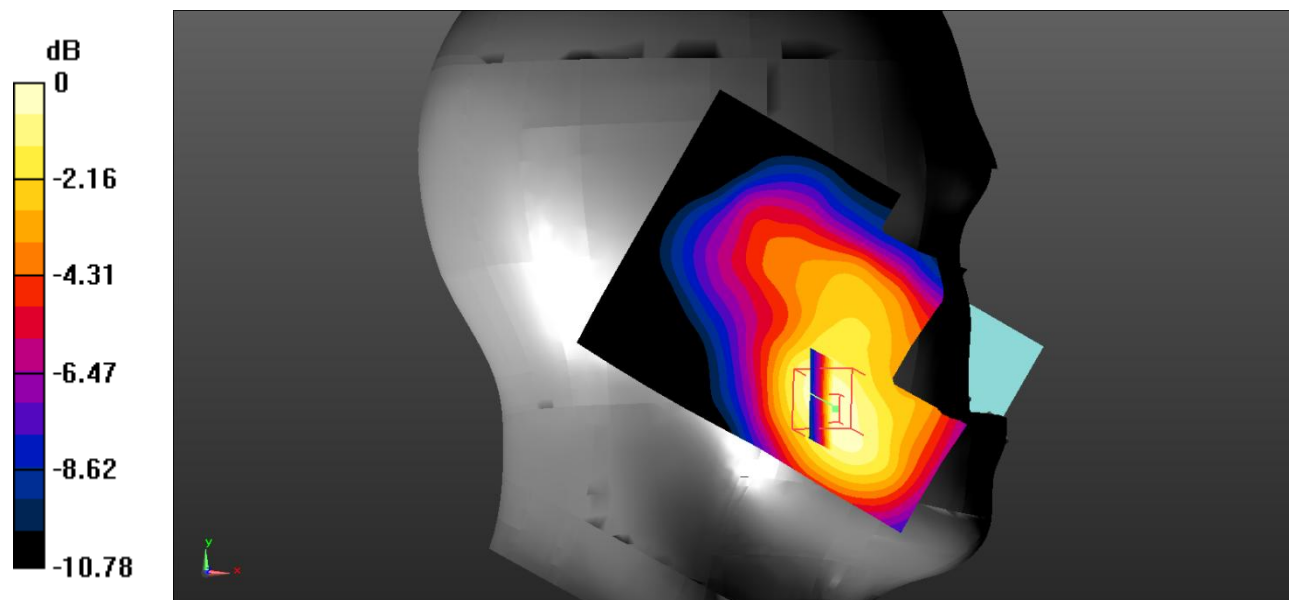
Zoom Scan (5x5x7)/Cube 0: Measurement grid: $dx=8\text{mm}$, $dy=8\text{mm}$, $dz=5\text{mm}$

Reference Value = 4.143 V/m; Power Drift = 0.01 dB

Peak SAR (extrapolated) = 0.354 W/kg

SAR(1 g) = 0.230 W/kg; SAR(10 g) = 0.148 W/kg

Maximum value of SAR (measured) = 0.246 W/kg



0 dB = 0.246 W/kg = -6.09 dBW/kg

Test Plot 32#: LTE Band 2_Head Left Cheek_50%RB_Middle

DUT: Mobile Phone; Type: LS5018F; Serial: RSZ200522009-SA-S3;

Communication System: Generic FDD-LTE; Frequency: 1880 MHz;Duty Cycle: 1:1
 Medium parameters used: $f = 1880 \text{ MHz}$; $\sigma = 1.396 \text{ S/m}$; $\epsilon_r = 40.113$; $\rho = 1000 \text{ kg/m}^3$;
 Phantom section: Left Section

DASY5 Configuration:

- Probe: EX3DV4 - SN7522; ConvF(7.95, 7.95, 7.95) @1880 MHz;
- Sensor-Surface: 1.4mm (Mechanical Surface Detection)
- Electronics: DAE4 SN1562;Calibrated: 3/3/2020
- Phantom: SAM-Twin V8.0 P1aP2a; Type: QD 000 P41 AA; Serial: 1962
- Measurement SW: DASY52, Version 52.10 (2) ;

Area Scan (71x91x1): Interpolated grid: $dx=1.500 \text{ mm}$, $dy=1.500 \text{ mm}$

Maximum value of SAR (interpolated) = 0.194 W/kg

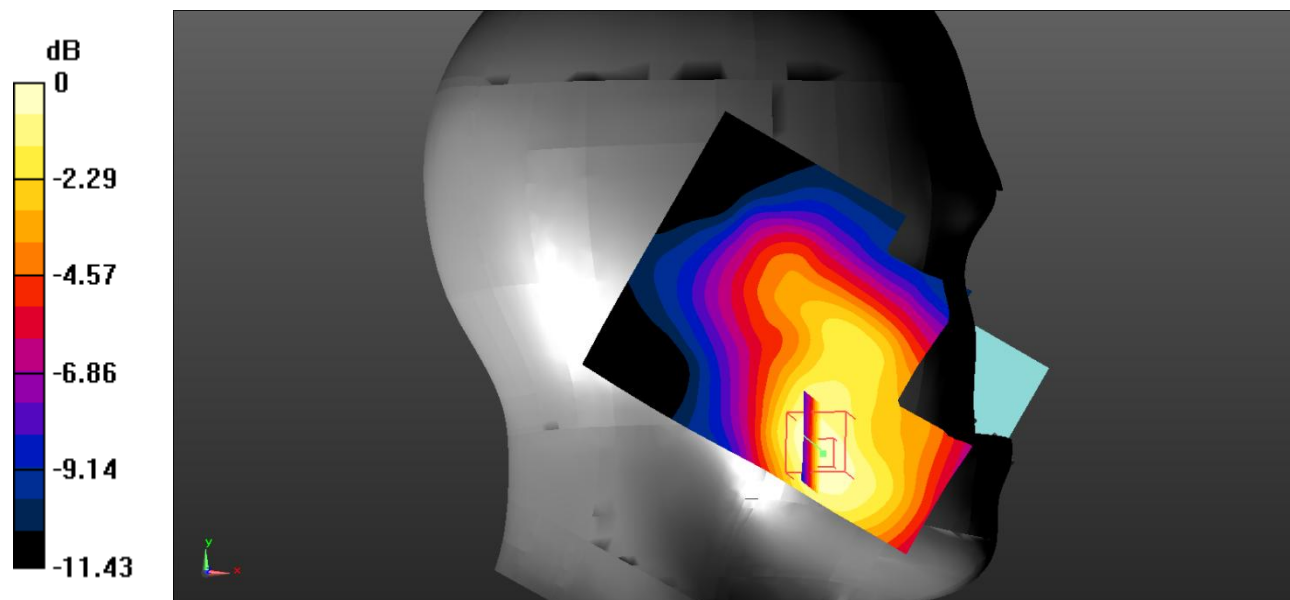
Zoom Scan (5x5x7)/Cube 0: Measurement grid: $dx=8\text{mm}$, $dy=8\text{mm}$, $dz=5\text{mm}$

Reference Value = 3.657 V/m; Power Drift = 0.08 dB

Peak SAR (extrapolated) = 0.251 W/kg

SAR(1 g) = 0.170 W/kg; SAR(10 g) = 0.112 W/kg

Maximum value of SAR (measured) = 0.185 W/kg



0 dB = 0.185 W/kg = -7.33 dBW/kg

Test Plot 33#: LTE Band 2_Head Left Tilt_1RB_Middle

DUT: Mobile Phone; Type: LS5018F; Serial: RSZ200522009-SA-S3;

Communication System: Generic FDD-LTE; Frequency: 1880 MHz;Duty Cycle: 1:1
 Medium parameters used: $f = 1880 \text{ MHz}$; $\sigma = 1.396 \text{ S/m}$; $\epsilon_r = 40.113$; $\rho = 1000 \text{ kg/m}^3$;
 Phantom section: Left Section

DASY5 Configuration:

- Probe: EX3DV4 - SN7522; ConvF(7.95, 7.95, 7.95) @1880 MHz;
- Sensor-Surface: 1.4mm (Mechanical Surface Detection)
- Electronics: DAE4 SN1562;Calibrated: 3/3/2020
- Phantom: SAM-Twin V8.0 P1aP2a; Type: QD 000 P41 AA; Serial: 1962
- Measurement SW: DASY52, Version 52.10 (2) ;

Area Scan (71x91x1): Interpolated grid: $dx=1.500 \text{ mm}$, $dy=1.500 \text{ mm}$

Maximum value of SAR (interpolated) = 0.140 W/kg

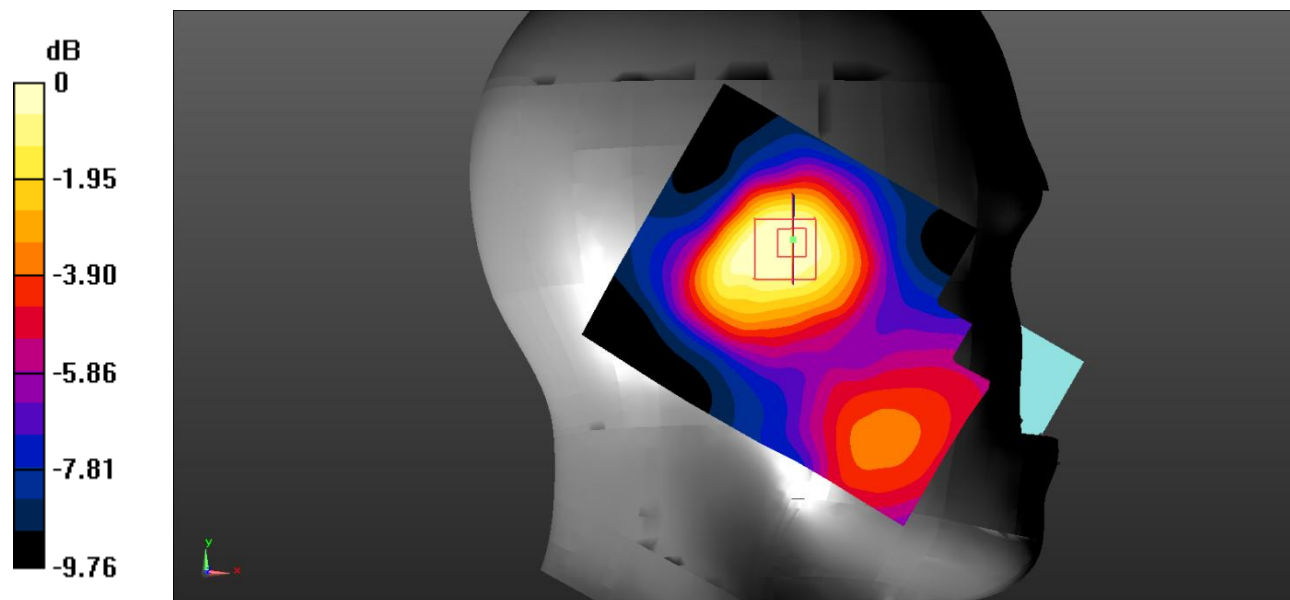
Zoom Scan (5x5x7)/Cube 0: Measurement grid: $dx=8\text{mm}$, $dy=8\text{mm}$, $dz=5\text{mm}$

Reference Value = 7.640 V/m; Power Drift = 0.03 dB

Peak SAR (extrapolated) = 0.168 W/kg

SAR(1 g) = 0.115 W/kg; SAR(10 g) = 0.078 W/kg

Maximum value of SAR (measured) = 0.124 W/kg



0 dB = 0.124 W/kg = -9.07 dBW/kg

Test Plot 34#: LTE Band 2_Head Left Tilt_50%RB_Middle

DUT: Mobile Phone; Type: LS5018F; Serial: RSZ200522009-SA-S3;

Communication System: Generic FDD-LTE; Frequency: 1880 MHz; Duty Cycle: 1:1
 Medium parameters used: $f = 1880 \text{ MHz}$; $\sigma = 1.396 \text{ S/m}$; $\epsilon_r = 40.113$; $\rho = 1000 \text{ kg/m}^3$;
 Phantom section: Left Section

DASY5 Configuration:

- Probe: EX3DV4 - SN7522; ConvF(7.95, 7.95, 7.95) @1880 MHz;
- Sensor-Surface: 1.4mm (Mechanical Surface Detection)
- Electronics: DAE4 SN1562; Calibrated: 3/3/2020
- Phantom: SAM-Twin V8.0 P1aP2a; Type: QD 000 P41 AA; Serial: 1962
- Measurement SW: DASY52, Version 52.10 (2) ;

Area Scan (71x91x1): Interpolated grid: $dx=1.500 \text{ mm}$, $dy=1.500 \text{ mm}$

Maximum value of SAR (interpolated) = 0.107 W/kg

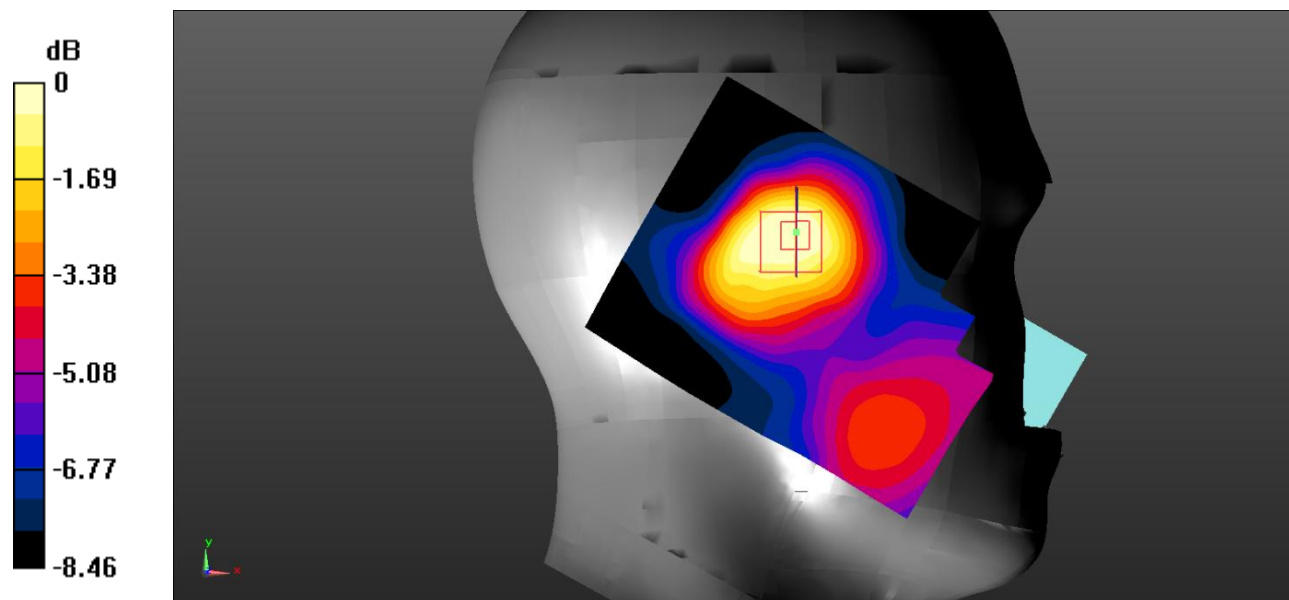
Zoom Scan (5x5x7)/Cube 0: Measurement grid: $dx=8\text{mm}$, $dy=8\text{mm}$, $dz=5\text{mm}$

Reference Value = 6.785 V/m; Power Drift = 0.03 dB

Peak SAR (extrapolated) = 0.131 W/kg

SAR(1 g) = 0.092 W/kg; SAR(10 g) = 0.064 W/kg

Maximum value of SAR (measured) = 0.0975 W/kg



0 dB = 0.0975 W/kg = -10.11 dBW/kg

Test Plot 35#: LTE Band 2_Head Right Cheek_1RB_Middle

DUT: Mobile Phone; Type: LS5018F; Serial: RSZ200522009-SA-S3;

Communication System: Generic FDD-LTE; Frequency: 1880 MHz;Duty Cycle: 1:1
 Medium parameters used: $f = 1880 \text{ MHz}$; $\sigma = 1.396 \text{ S/m}$; $\epsilon_r = 40.113$; $\rho = 1000 \text{ kg/m}^3$;
 Phantom section: Right Section

DASY5 Configuration:

- Probe: EX3DV4 - SN7522; ConvF(7.95, 7.95, 7.95) @1880 MHz;
- Sensor-Surface: 1.4mm (Mechanical Surface Detection)
- Electronics: DAE4 SN1562;Calibrated: 3/3/2020
- Phantom: SAM-Twin V8.0 P1aP2a; Type: QD 000 P41 AA; Serial: 1962
- Measurement SW: DASY52, Version 52.10 (2) ;

Area Scan (71x91x1): Interpolated grid: $dx=1.500 \text{ mm}$, $dy=1.500 \text{ mm}$

Maximum value of SAR (interpolated) = 0.177 W/kg

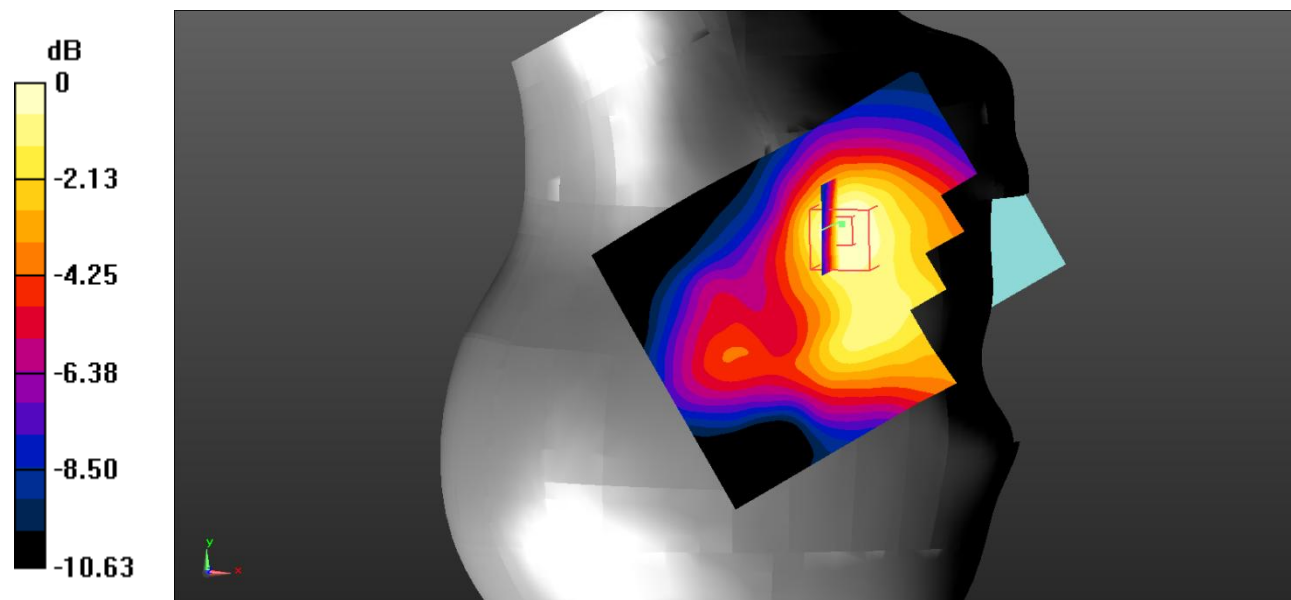
Zoom Scan (5x5x7)/Cube 0: Measurement grid: $dx=8\text{mm}$, $dy=8\text{mm}$, $dz=5\text{mm}$

Reference Value = 6.139 V/m ; Power Drift = -0.09 dB

Peak SAR (extrapolated) = 0.232 W/kg

SAR(1 g) = 0.160 W/kg ; SAR(10 g) = 0.108 W/kg

Maximum value of SAR (measured) = 0.170 W/kg



0 dB = 0.170 W/kg = -7.70 dBW/kg

Test Plot 36#: LTE Band 2_Head Right Cheek_50%RB_Middle

DUT: Mobile Phone; Type: LS5018F; Serial: RSZ200522009-SA-S3;

Communication System: Generic FDD-LTE; Frequency: 1880 MHz;Duty Cycle: 1:1
 Medium parameters used: $f = 1880 \text{ MHz}$; $\sigma = 1.396 \text{ S/m}$; $\epsilon_r = 40.113$; $\rho = 1000 \text{ kg/m}^3$;
 Phantom section: Right Section

DASY5 Configuration:

- Probe: EX3DV4 - SN7522; ConvF(7.95, 7.95, 7.95) @1880 MHz;
- Sensor-Surface: 1.4mm (Mechanical Surface Detection)
- Electronics: DAE4 SN1562;Calibrated: 3/3/2020
- Phantom: SAM-Twin V8.0 P1aP2a; Type: QD 000 P41 AA; Serial: 1962
- Measurement SW: DASY52, Version 52.10 (2) ;

Area Scan (71x91x1): Interpolated grid: $dx=1.500 \text{ mm}$, $dy=1.500 \text{ mm}$

Maximum value of SAR (interpolated) = 0.139 W/kg

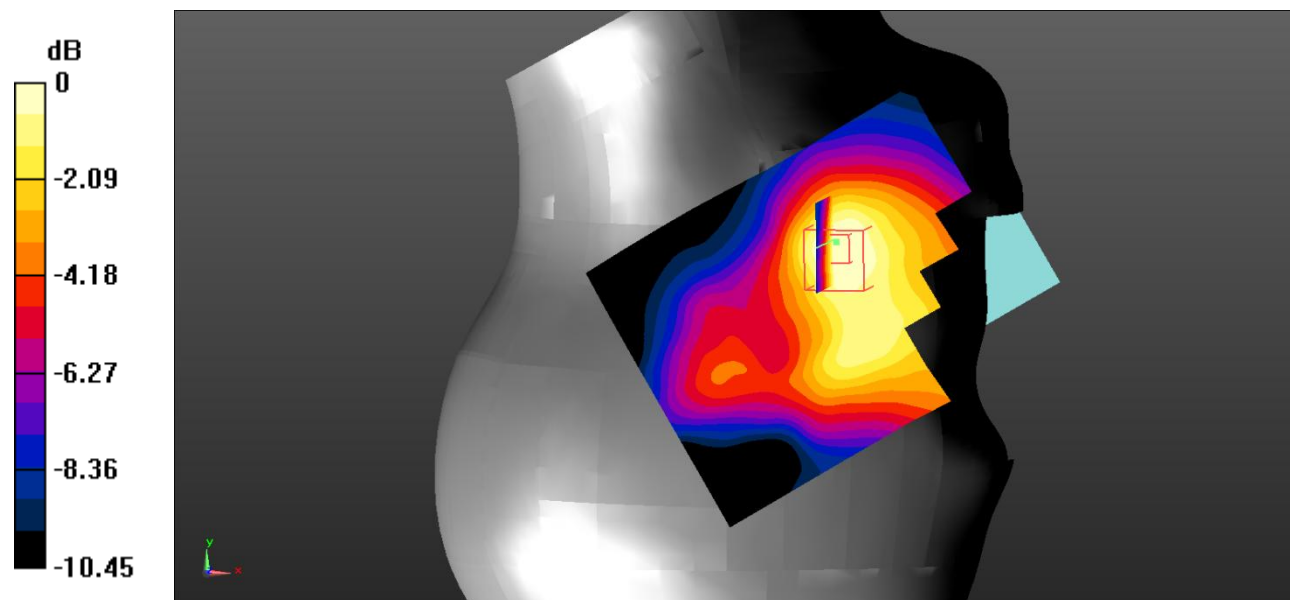
Zoom Scan (5x5x7)/Cube 0: Measurement grid: $dx=8\text{mm}$, $dy=8\text{mm}$, $dz=5\text{mm}$

Reference Value = 5.087 V/m; Power Drift = 0.06 dB

Peak SAR (extrapolated) = 0.178 W/kg

SAR(1 g) = 0.125 W/kg; SAR(10 g) = 0.084 W/kg

Maximum value of SAR (measured) = 0.132 W/kg



0 dB = 0.132 W/kg = -8.79 dBW/kg

Test Plot 37#: LTE Band 2_Head Right Tilt_1RB_Middle

DUT: Mobile Phone; Type: LS5018F; Serial: RSZ200522009-SA-S3;

Communication System: Generic FDD-LTE; Frequency: 1880 MHz;Duty Cycle: 1:1
 Medium parameters used: $f = 1880 \text{ MHz}$; $\sigma = 1.396 \text{ S/m}$; $\epsilon_r = 40.113$; $\rho = 1000 \text{ kg/m}^3$;
 Phantom section: Right Section

DASY5 Configuration:

- Probe: EX3DV4 - SN7522; ConvF(7.95, 7.95, 7.95) @1880 MHz;
- Sensor-Surface: 1.4mm (Mechanical Surface Detection)
- Electronics: DAE4 SN1562;Calibrated: 3/3/2020
- Phantom: SAM-Twin V8.0 P1aP2a; Type: QD 000 P41 AA; Serial: 1962
- Measurement SW: DASY52, Version 52.10 (2) ;

Area Scan (71x91x1): Interpolated grid: $dx=1.500 \text{ mm}$, $dy=1.500 \text{ mm}$

Maximum value of SAR (interpolated) = 0.124 W/kg

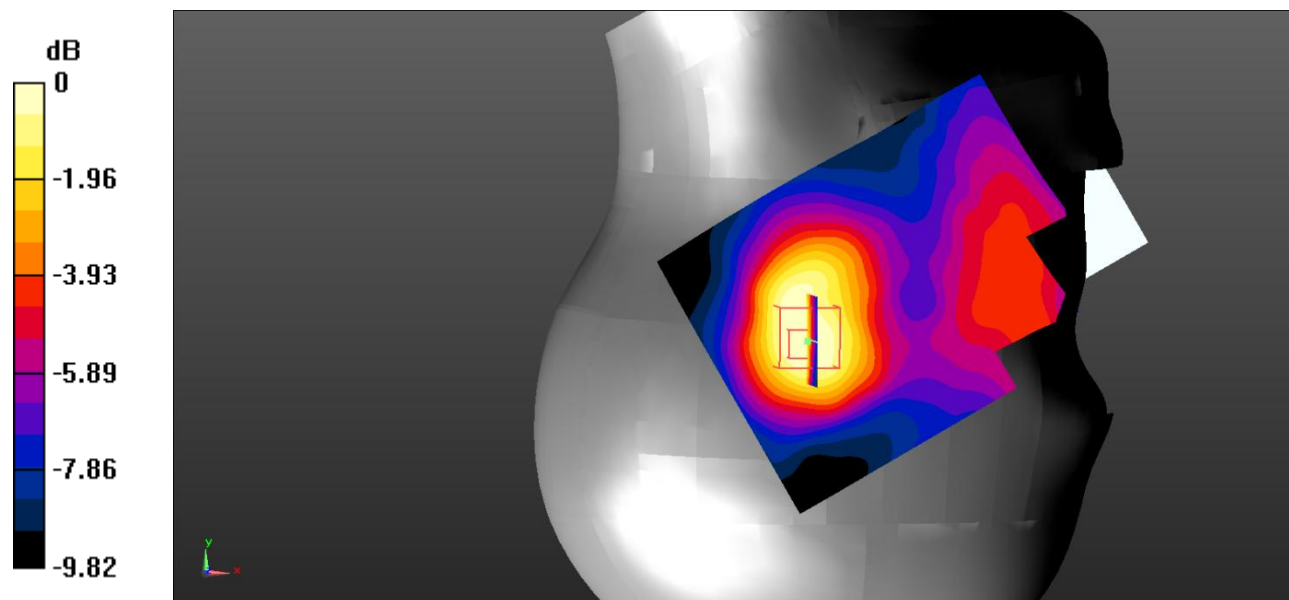
Zoom Scan (5x5x7)/Cube 0: Measurement grid: $dx=8\text{mm}$, $dy=8\text{mm}$, $dz=5\text{mm}$

Reference Value = 9.140 V/m; Power Drift = -0.02 dB

Peak SAR (extrapolated) = 0.152 W/kg

SAR(1 g) = 0.104 W/kg; SAR(10 g) = 0.068 W/kg

Maximum value of SAR (measured) = 0.109 W/kg



0 dB = 0.109 W/kg = -9.63 dBW/kg

Test Plot 38#: LTE Band 2_Head Right Tilt_50%RB_Middle

DUT: Mobile Phone; Type: LS5018F; Serial: RSZ200522009-SA-S3;

Communication System: Generic FDD-LTE; Frequency: 1880 MHz;Duty Cycle: 1:1
 Medium parameters used: $f = 1880 \text{ MHz}$; $\sigma = 1.396 \text{ S/m}$; $\epsilon_r = 40.113$; $\rho = 1000 \text{ kg/m}^3$;
 Phantom section: Right Section

DASY5 Configuration:

- Probe: EX3DV4 - SN7522; ConvF(7.95, 7.95, 7.95) @1880 MHz;
- Sensor-Surface: 1.4mm (Mechanical Surface Detection)
- Electronics: DAE4 SN1562;Calibrated: 3/3/2020
- Phantom: SAM-Twin V8.0 P1aP2a; Type: QD 000 P41 AA; Serial: 1962
- Measurement SW: DASY52, Version 52.10 (2) ;

Area Scan (71x91x1): Interpolated grid: $dx=1.500 \text{ mm}$, $dy=1.500 \text{ mm}$

Maximum value of SAR (interpolated) = 0.0976 W/kg

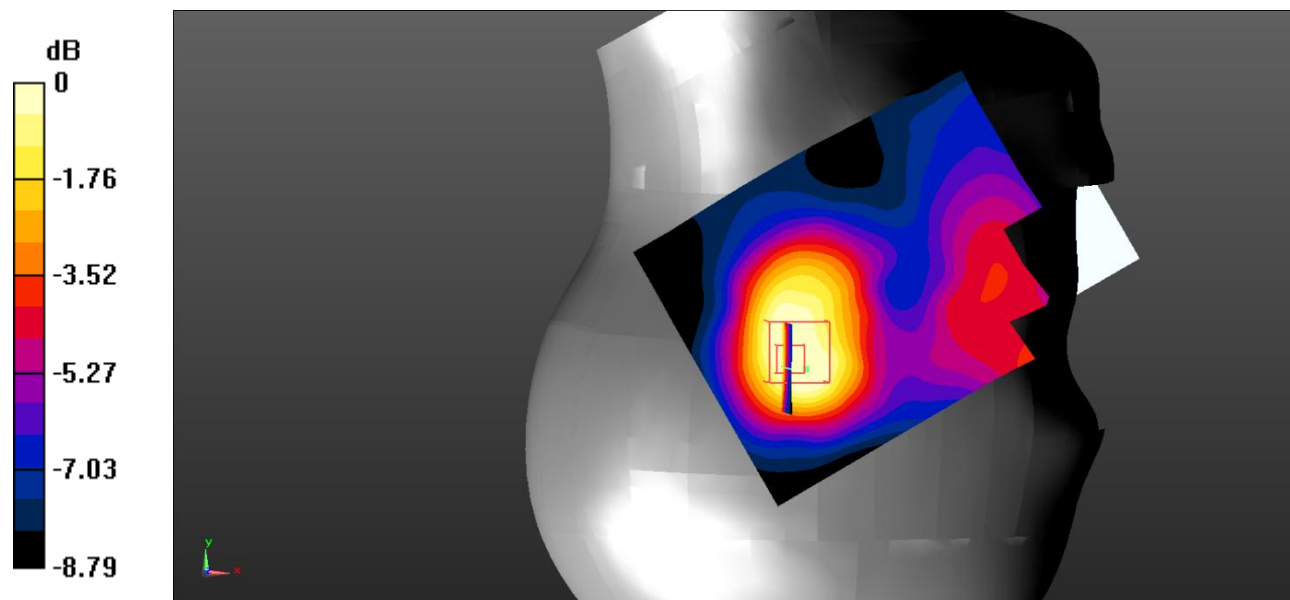
Zoom Scan (5x5x7)/Cube 0: Measurement grid: $dx=8\text{mm}$, $dy=8\text{mm}$, $dz=5\text{mm}$

Reference Value = 7.894 V/m; Power Drift = -0.05 dB

Peak SAR (extrapolated) = 0.118 W/kg

SAR(1 g) = 0.080 W/kg; SAR(10 g) = 0.054 W/kg

Maximum value of SAR (measured) = 0.0835 W/kg



0 dB = 0.0835 W/kg = -10.78 dBW/kg

Test Plot 39#: LTE Band 2_Body Back_1RB_Middle

DUT: Mobile Phone; Type: LS5018F; Serial: RSZ200522009-SA-S3;

Communication System: Generic FDD-LTE; Frequency: 1880 MHz; Duty Cycle: 1:1
 Medium parameters used: $f = 1880 \text{ MHz}$; $\sigma = 1.396 \text{ S/m}$; $\epsilon_r = 40.113$; $\rho = 1000 \text{ kg/m}^3$;
 Phantom section: Flat Section

DASY5 Configuration:

- Probe: EX3DV4 - SN7522; ConvF(7.95, 7.95, 7.95) @1880 MHz;
- Sensor-Surface: 1.4mm (Mechanical Surface Detection)
- Electronics: DAE4 SN1562; Calibrated: 3/3/2020
- Phantom: SAM-Twin V8.0 P1aP2a; Type: QD 000 P41 AA; Serial: 1962
- Measurement SW: DASY52, Version 52.10 (2) ;

Area Scan (71x111x1): Interpolated grid: $dx=1.500 \text{ mm}$, $dy=1.500 \text{ mm}$

Maximum value of SAR (interpolated) = 0.426 W/kg

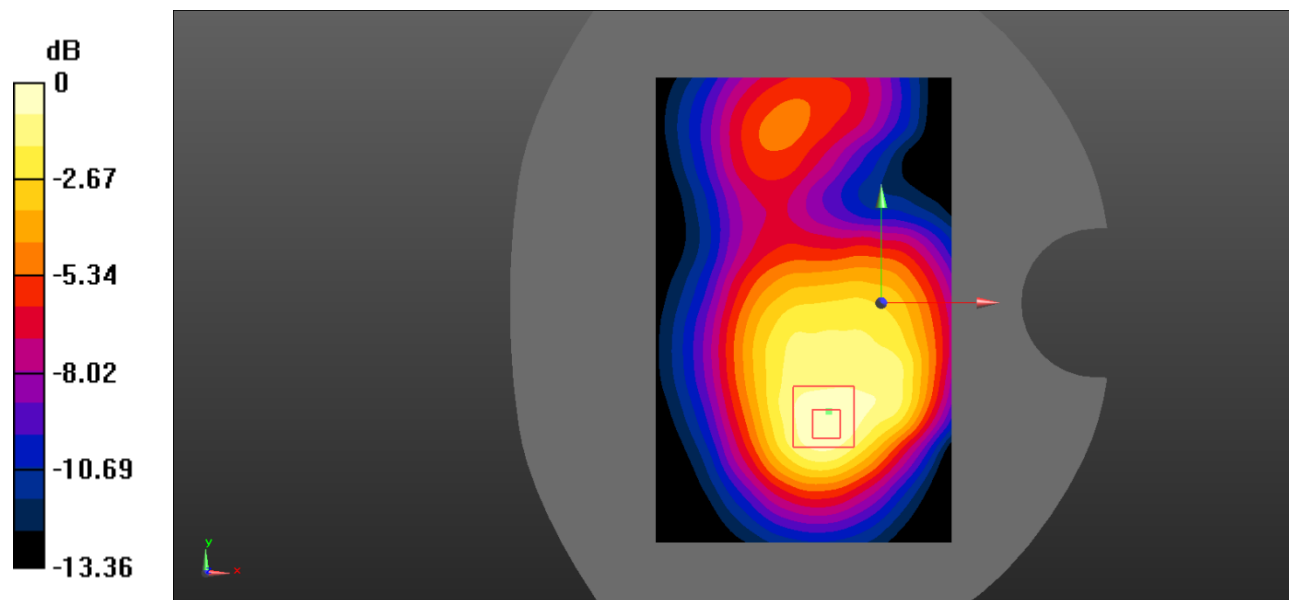
Zoom Scan (5x5x7)/Cube 0: Measurement grid: $dx=8\text{mm}$, $dy=8\text{mm}$, $dz=5\text{mm}$

Reference Value = 13.43 V/m; Power Drift = -0.04 dB

Peak SAR (extrapolated) = 0.637 W/kg

SAR(1 g) = 0.406 W/kg; SAR(10 g) = 0.250 W/kg

Maximum value of SAR (measured) = 0.439 W/kg



0 dB = 0.439 W/kg = -3.58 dBW/kg

Test Plot 40#: LTE Band 2_Body Back_50%RB_Middle

DUT: Mobile Phone; Type: LS5018F; Serial: RSZ200522009-SA-S3;

Communication System: Generic FDD-LTE; Frequency: 1880 MHz;Duty Cycle: 1:1
 Medium parameters used: $f = 1880 \text{ MHz}$; $\sigma = 1.396 \text{ S/m}$; $\epsilon_r = 40.113$; $\rho = 1000 \text{ kg/m}^3$;
 Phantom section: Flat Section

DASY5 Configuration:

- Probe: EX3DV4 - SN7522; ConvF(7.95, 7.95, 7.95) @1880 MHz;
- Sensor-Surface: 1.4mm (Mechanical Surface Detection)
- Electronics: DAE4 SN1562;Calibrated: 3/3/2020
- Phantom: SAM-Twin V8.0 P1aP2a; Type: QD 000 P41 AA; Serial: 1962
- Measurement SW: DASY52, Version 52.10 (2) ;

Area Scan (71x111x1): Interpolated grid: $dx=1.500 \text{ mm}$, $dy=1.500 \text{ mm}$

Maximum value of SAR (interpolated) = 0.354 W/kg

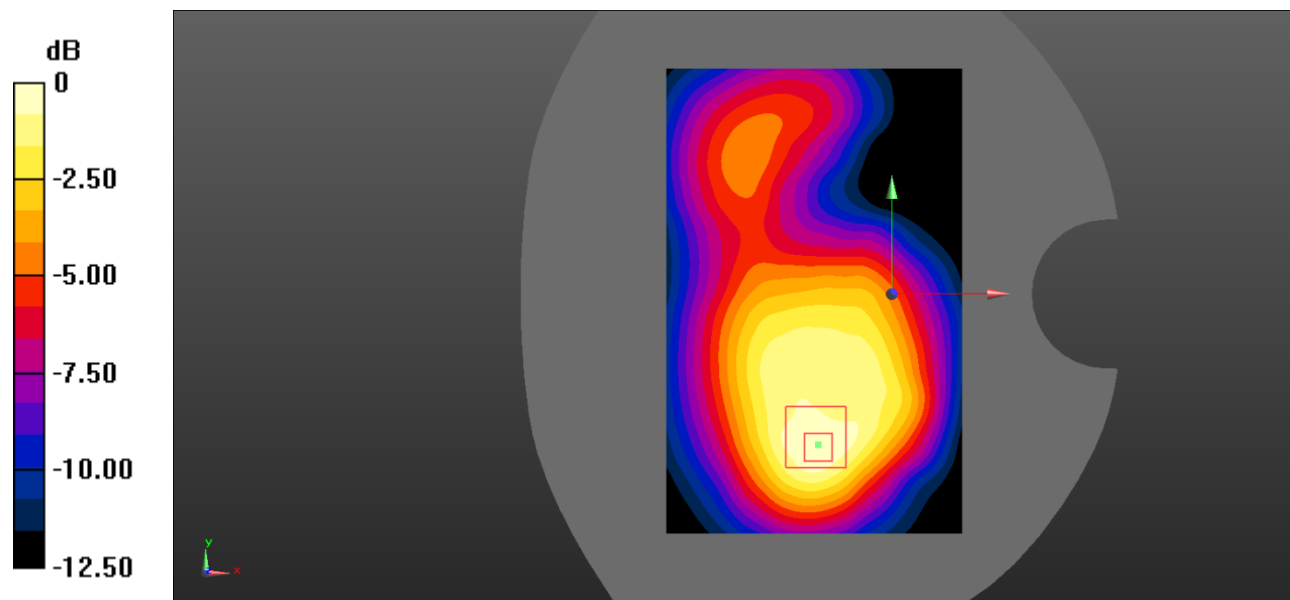
Zoom Scan (5x5x7)/Cube 0: Measurement grid: $dx=8\text{mm}$, $dy=8\text{mm}$, $dz=5\text{mm}$

Reference Value = 11.15 V/m ; Power Drift = -0.20 dB

Peak SAR (extrapolated) = 0.497 W/kg

SAR(1 g) = 0.315 W/kg ; SAR(10 g) = 0.194 W/kg

Maximum value of SAR (measured) = 0.341 W/kg



0 dB = 0.341 W/kg = -4.67 dBW/kg

Test Plot 41#: LTE Band 2_Body Left_1RB_Middle

DUT: Mobile Phone; Type: LS5018F; Serial: RSZ200522009-SA-S3;

Communication System: Generic FDD-LTE; Frequency: 1880 MHz;Duty Cycle: 1:1
 Medium parameters used: $f = 1880 \text{ MHz}$; $\sigma = 1.396 \text{ S/m}$; $\epsilon_r = 40.113$; $\rho = 1000 \text{ kg/m}^3$;
 Phantom section: Flat Section

DASY5 Configuration:

- Probe: EX3DV4 - SN7522; ConvF(7.95, 7.95, 7.95) @1880 MHz;
- Sensor-Surface: 1.4mm (Mechanical Surface Detection)
- Electronics: DAE4 SN1562;Calibrated: 3/3/2020
- Phantom: SAM-Twin V8.0 P1aP2a; Type: QD 000 P41 AA; Serial: 1962
- Measurement SW: DASY52, Version 52.10 (2) ;

Area Scan (71x91x1): Interpolated grid: $dx=1.500 \text{ mm}$, $dy=1.500 \text{ mm}$

Maximum value of SAR (interpolated) = 0.191 W/kg

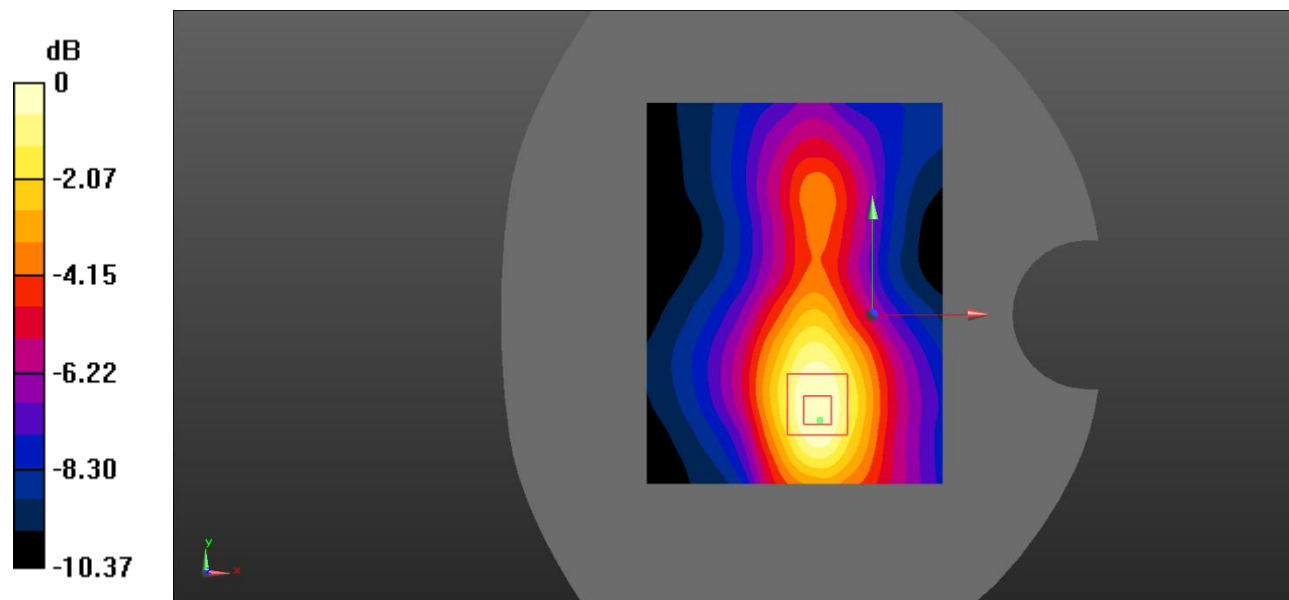
Zoom Scan (5x5x7)/Cube 0: Measurement grid: $dx=8\text{mm}$, $dy=8\text{mm}$, $dz=5\text{mm}$

Reference Value = 8.294 V/m; Power Drift = 0.05 dB

Peak SAR (extrapolated) = 0.282 W/kg

SAR(1 g) = 0.173 W/kg; SAR(10 g) = 0.107 W/kg

Maximum value of SAR (measured) = 0.186 W/kg



0 dB = 0.186 W/kg = -7.30 dBW/kg

Test Plot 42#: LTE Band 2_Body Left_50%RB_Middle

DUT: Mobile Phone; Type: LS5018F; Serial: RSZ200522009-SA-S3;

Communication System: Generic FDD-LTE; Frequency: 1880 MHz;Duty Cycle: 1:1
 Medium parameters used: $f = 1880 \text{ MHz}$; $\sigma = 1.396 \text{ S/m}$; $\epsilon_r = 40.113$; $\rho = 1000 \text{ kg/m}^3$;
 Phantom section: Flat Section

DASY5 Configuration:

- Probe: EX3DV4 - SN7522; ConvF(7.95, 7.95, 7.95) @1880 MHz;
- Sensor-Surface: 1.4mm (Mechanical Surface Detection)
- Electronics: DAE4 SN1562;Calibrated: 3/3/2020
- Phantom: SAM-Twin V8.0 P1aP2a; Type: QD 000 P41 AA; Serial: 1962
- Measurement SW: DASY52, Version 52.10 (2) ;

Area Scan (71x91x1): Interpolated grid: $dx=1.500 \text{ mm}$, $dy=1.500 \text{ mm}$

Maximum value of SAR (interpolated) = 0.169 W/kg

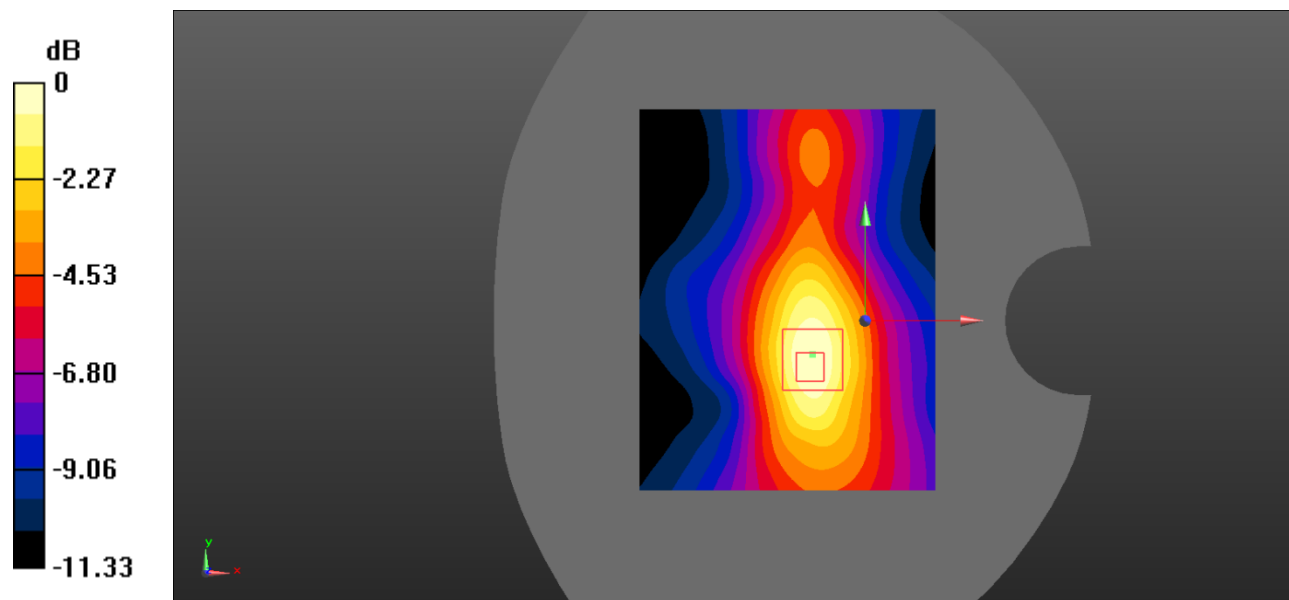
Zoom Scan (5x5x7)/Cube 0: Measurement grid: $dx=8\text{mm}$, $dy=8\text{mm}$, $dz=5\text{mm}$

Reference Value = 9.491 V/m; Power Drift = -0.02 dB

Peak SAR (extrapolated) = 0.261 W/kg

SAR(1 g) = 0.153 W/kg; SAR(10 g) = 0.091 W/kg

Maximum value of SAR (measured) = 0.167 W/kg



0 dB = 0.167 W/kg = -7.77 dBW/kg

Test Plot 43#: LTE Band 2_Body Bottom_1RB_Middle

DUT: Mobile Phone; Type: LS5018F; Serial: RSZ200522009-SA-S3;

Communication System: Generic FDD-LTE; Frequency: 1880 MHz;Duty Cycle: 1:1
 Medium parameters used: $f = 1880 \text{ MHz}$; $\sigma = 1.396 \text{ S/m}$; $\epsilon_r = 40.113$; $\rho = 1000 \text{ kg/m}^3$;
 Phantom section: Flat Section

DASY5 Configuration:

- Probe: EX3DV4 - SN7522; ConvF(7.95, 7.95, 7.95) @1880 MHz;
- Sensor-Surface: 1.4mm (Mechanical Surface Detection)
- Electronics: DAE4 SN1562;Calibrated: 3/3/2020
- Phantom: SAM-Twin V8.0 P1aP2a; Type: QD 000 P41 AA; Serial: 1962
- Measurement SW: DASY52, Version 52.10 (2) ;

Area Scan (71x91x1): Interpolated grid: $dx=1.500 \text{ mm}$, $dy=1.500 \text{ mm}$

Maximum value of SAR (interpolated) = 0.694 W/kg

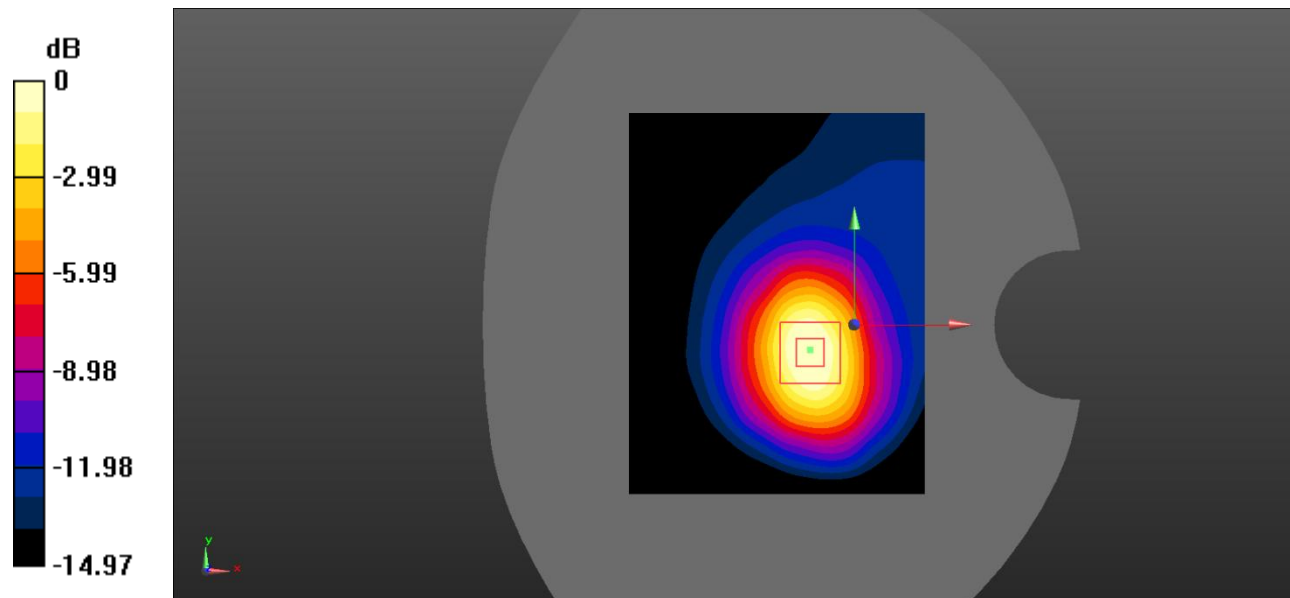
Zoom Scan (5x5x7)/Cube 0: Measurement grid: $dx=8\text{mm}$, $dy=8\text{mm}$, $dz=5\text{mm}$

Reference Value = 16.84 V/m ; Power Drift = -0.03 dB

Peak SAR (extrapolated) = 0.911 W/kg

SAR(1 g) = 0.532 W/kg ; SAR(10 g) = 0.290 W/kg

Maximum value of SAR (measured) = 0.593 W/kg



0 dB = $0.593 \text{ W/kg} = -2.27 \text{ dBW/kg}$

Test Plot 44#: LTE Band 2_Body Bottom_50%RB_Middle

DUT: Mobile Phone; Type: LS5018F; Serial: RSZ200522009-SA-S3;

Communication System: Generic FDD-LTE; Frequency: 1880 MHz; Duty Cycle: 1:1
 Medium parameters used: $f = 1880 \text{ MHz}$; $\sigma = 1.396 \text{ S/m}$; $\epsilon_r = 40.113$; $\rho = 1000 \text{ kg/m}^3$;
 Phantom section: Flat Section

DASY5 Configuration:

- Probe: EX3DV4 - SN7522; ConvF(7.95, 7.95, 7.95) @1880 MHz;
- Sensor-Surface: 1.4mm (Mechanical Surface Detection)
- Electronics: DAE4 SN1562; Calibrated: 3/3/2020
- Phantom: SAM-Twin V8.0 P1aP2a; Type: QD 000 P41 AA; Serial: 1962
- Measurement SW: DASY52, Version 52.10 (2) ;

Area Scan (71x91x1): Interpolated grid: $dx=1.500 \text{ mm}$, $dy=1.500 \text{ mm}$

Maximum value of SAR (interpolated) = 0.545 W/kg

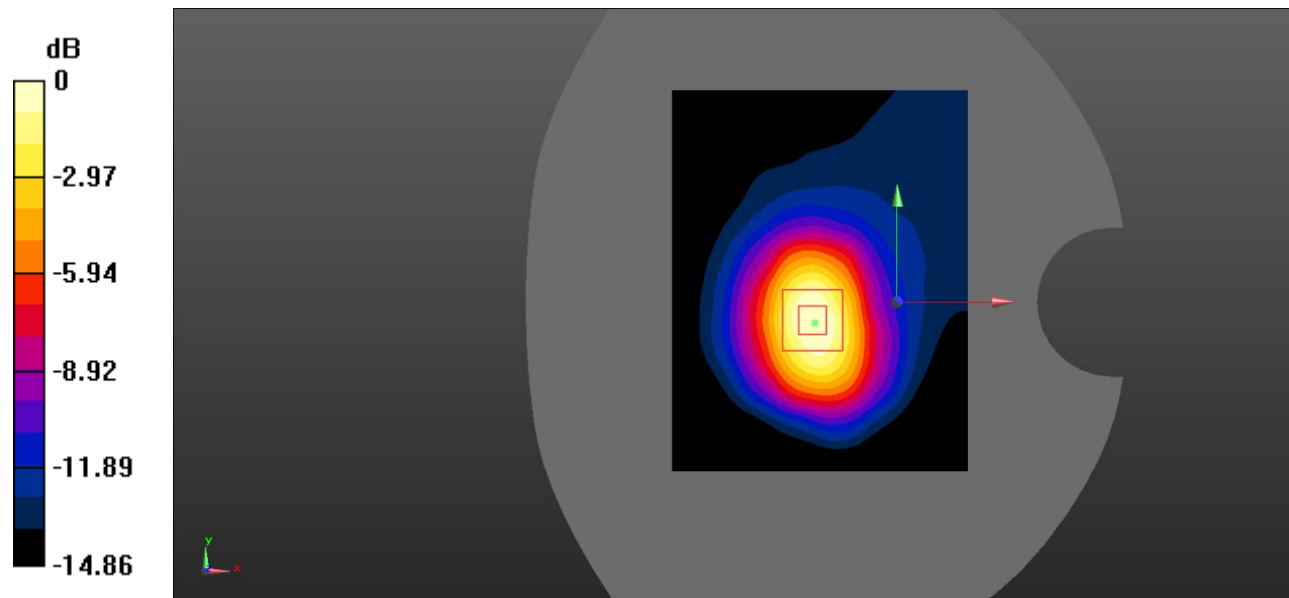
Zoom Scan (5x5x7)/Cube 0: Measurement grid: $dx=8\text{mm}$, $dy=8\text{mm}$, $dz=5\text{mm}$

Reference Value = 17.05 V/m; Power Drift = -0.15 dB

Peak SAR (extrapolated) = 0.748 W/kg

SAR(1 g) = 0.431 W/kg; SAR(10 g) = 0.233 W/kg

Maximum value of SAR (measured) = 0.483 W/kg



0 dB = 0.483 W/kg = -3.16 dBW/kg

Test Plot 45#: LTE Band 4_Head Left Cheek_1RB_Middle

DUT: Mobile Phone; Type: LS5018F; Serial: RSZ200522009-SA-S3;

Communication System: Generic FDD-LTE; Frequency: 1732.5 MHz;Duty Cycle: 1:1
 Medium parameters used: $f = 1732.5$ MHz; $\sigma = 1.339$ S/m; $\epsilon_r = 40.856$; $\rho = 1000$ kg/m³ ;
 Phantom section: Left Section

DASY5 Configuration:

- Probe: EX3DV4 - SN7522; ConvF(8.21, 8.21, 8.21) @1732.5 MHz;
- Sensor-Surface: 1.4mm (Mechanical Surface Detection)
- Electronics: DAE4 SN1562;Calibrated: 3/3/2020
- Phantom: SAM-Twin V8.0 P1aP2a; Type: QD 000 P41 AA; Serial: 1962
- Measurement SW: DASY52, Version 52.10 (2) ;

Area Scan (71x91x1): Interpolated grid: dx=1.500 mm, dy=1.500 mm

Maximum value of SAR (interpolated) = 0.0849 W/kg

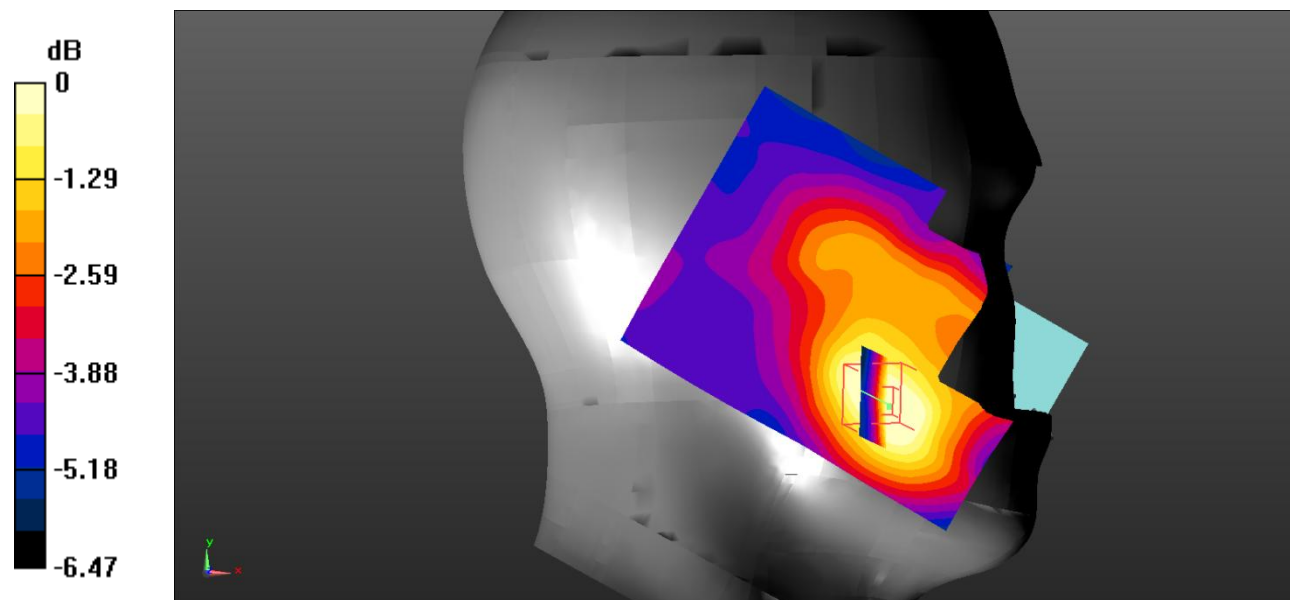
Zoom Scan (5x5x7)/Cube 0: Measurement grid: dx=8mm, dy=8mm, dz=5mm

Reference Value = 4.369 V/m; Power Drift = -0.07 dB

Peak SAR (extrapolated) = 0.104 W/kg

SAR(1 g) = 0.074 W/kg; SAR(10 g) = 0.051 W/kg

Maximum value of SAR (measured) = 0.0777 W/kg



0 dB = 0.0777 W/kg = -11.10 dBW/kg

Test Plot 46#: LTE Band 4_Head Left Cheek_50%RB_Middle

DUT: Mobile Phone; Type: LS5018F; Serial: RSZ200522009-SA-S3;

Communication System: Generic FDD-LTE; Frequency: 1732.5 MHz;Duty Cycle: 1:1
 Medium parameters used: $f = 1732.5 \text{ MHz}$; $\sigma = 1.339 \text{ S/m}$; $\epsilon_r = 40.856$; $\rho = 1000 \text{ kg/m}^3$;
 Phantom section: Left Section

DASY5 Configuration:

- Probe: EX3DV4 - SN7522; ConvF(8.21, 8.21, 8.21) @1732.5 MHz;
- Sensor-Surface: 1.4mm (Mechanical Surface Detection)
- Electronics: DAE4 SN1562;Calibrated: 3/3/2020
- Phantom: SAM-Twin V8.0 P1aP2a; Type: QD 000 P41 AA; Serial: 1962
- Measurement SW: DASY52, Version 52.10 (2) ;

Area Scan (71x91x1): Interpolated grid: $dx=1.500 \text{ mm}$, $dy=1.500 \text{ mm}$

Maximum value of SAR (interpolated) = 0.0612 W/kg

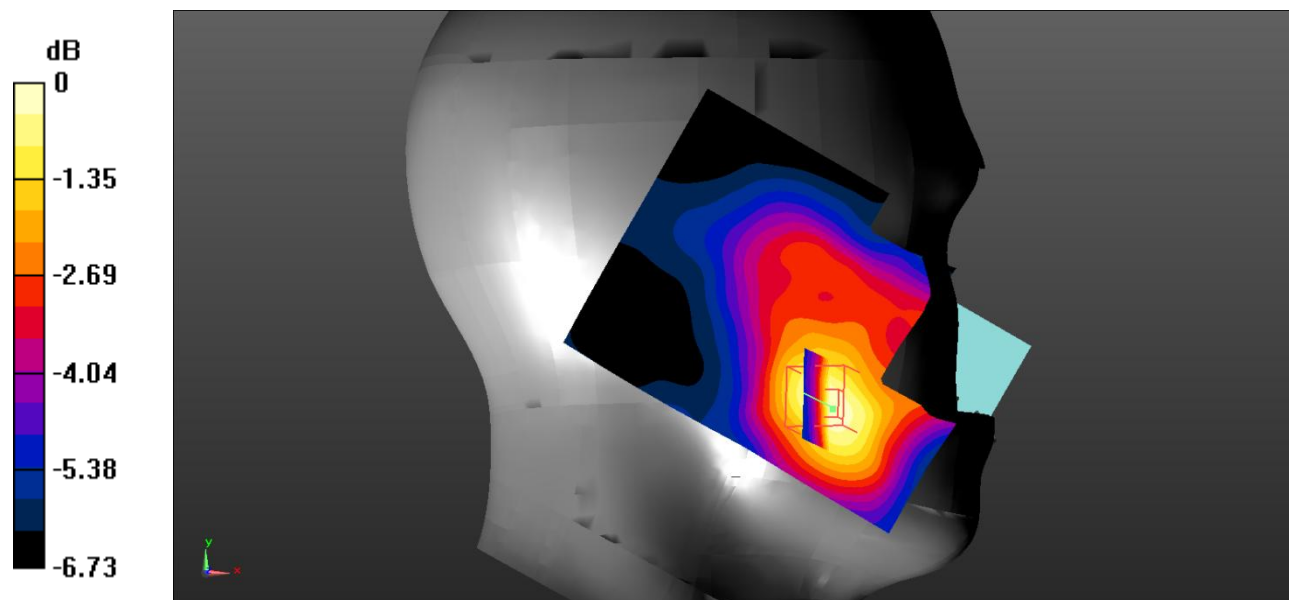
Zoom Scan (5x5x7)/Cube 0: Measurement grid: $dx=8\text{mm}$, $dy=8\text{mm}$, $dz=5\text{mm}$

Reference Value = 3.605 V/m; Power Drift = -0.02 dB

Peak SAR (extrapolated) = 0.0830 W/kg

SAR(1 g) = 0.061 W/kg; SAR(10 g) = 0.042 W/kg

Maximum value of SAR (measured) = 0.0627 W/kg



0 dB = 0.0627 W/kg = -12.03 dBW/kg

Test Plot 47#: LTE Band 4_Head Left Tilt_1RB_Middle

DUT: Mobile Phone; Type: LS5018F; Serial: RSZ200522009-SA-S3;

Communication System: Generic FDD-LTE; Frequency: 1732.5 MHz;Duty Cycle: 1:1
 Medium parameters used: $f = 1732.5 \text{ MHz}$; $\sigma = 1.339 \text{ S/m}$; $\epsilon_r = 40.856$; $\rho = 1000 \text{ kg/m}^3$;
 Phantom section: Left Section

DASY5 Configuration:

- Probe: EX3DV4 - SN7522; ConvF(8.21, 8.21, 8.21) @1732.5 MHz;
- Sensor-Surface: 1.4mm (Mechanical Surface Detection)
- Electronics: DAE4 SN1562;Calibrated: 3/3/2020
- Phantom: SAM-Twin V8.0 P1aP2a; Type: QD 000 P41 AA; Serial: 1962
- Measurement SW: DASY52, Version 52.10 (2) ;

Area Scan (71x91x1): Interpolated grid: $dx=1.500 \text{ mm}$, $dy=1.500 \text{ mm}$

Maximum value of SAR (interpolated) = 0.0260 W/kg

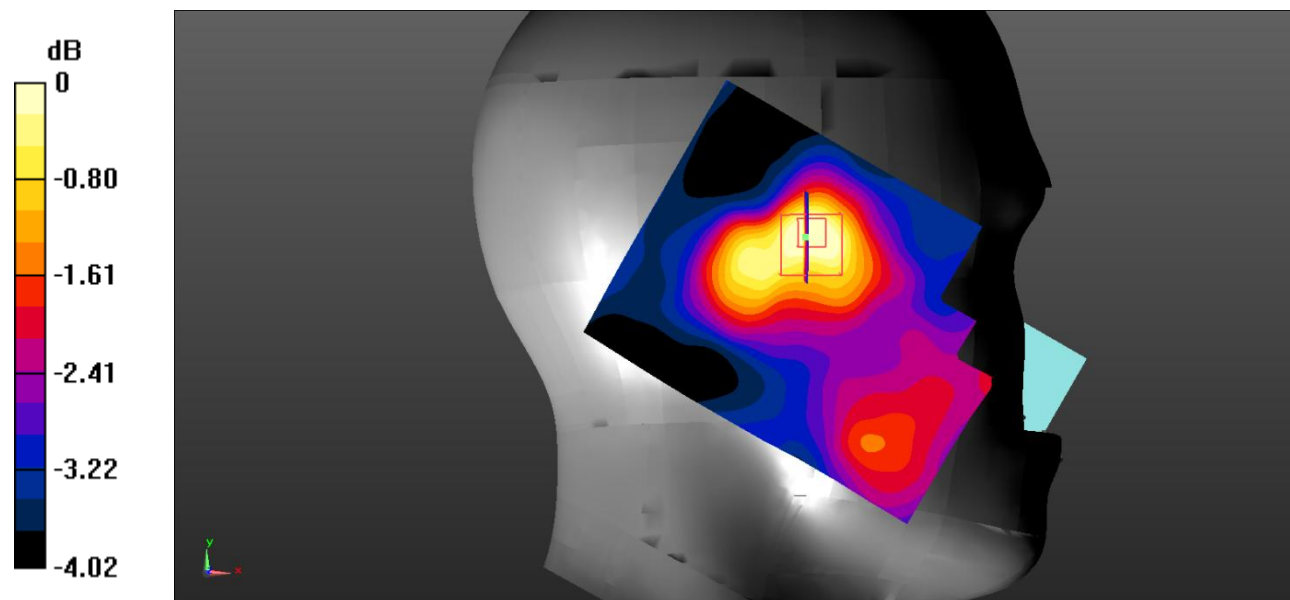
Zoom Scan (5x5x7)/Cube 0: Measurement grid: $dx=8\text{mm}$, $dy=8\text{mm}$, $dz=5\text{mm}$

Reference Value = 3.050 V/m; Power Drift = 0.07 dB

Peak SAR (extrapolated) = 0.0300 W/kg

SAR(1 g) = 0.024 W/kg; SAR(10 g) = 0.019 W/kg

Maximum value of SAR (measured) = 0.0243 W/kg



0 dB = 0.0243 W/kg = -16.14 dBW/kg

Test Plot 48#: LTE Band 4_Head Left Tilt_50%RB_Middle

DUT: Mobile Phone; Type: LS5018F; Serial: RSZ200522009-SA-S3;

Communication System: Generic FDD-LTE; Frequency: 1732.5 MHz;Duty Cycle: 1:1
 Medium parameters used: $f = 1732.5 \text{ MHz}$; $\sigma = 1.339 \text{ S/m}$; $\epsilon_r = 40.856$; $\rho = 1000 \text{ kg/m}^3$;
 Phantom section: Left Section

DASY5 Configuration:

- Probe: EX3DV4 - SN7522; ConvF(8.21, 8.21, 8.21) @1732.5 MHz;
- Sensor-Surface: 1.4mm (Mechanical Surface Detection)
- Electronics: DAE4 SN1562;Calibrated: 3/3/2020
- Phantom: SAM-Twin V8.0 P1aP2a; Type: QD 000 P41 AA; Serial: 1962
- Measurement SW: DASY52, Version 52.10 (2) ;

Area Scan (71x91x1): Interpolated grid: $dx=1.500 \text{ mm}$, $dy=1.500 \text{ mm}$

Maximum value of SAR (interpolated) = 0.0247 W/kg

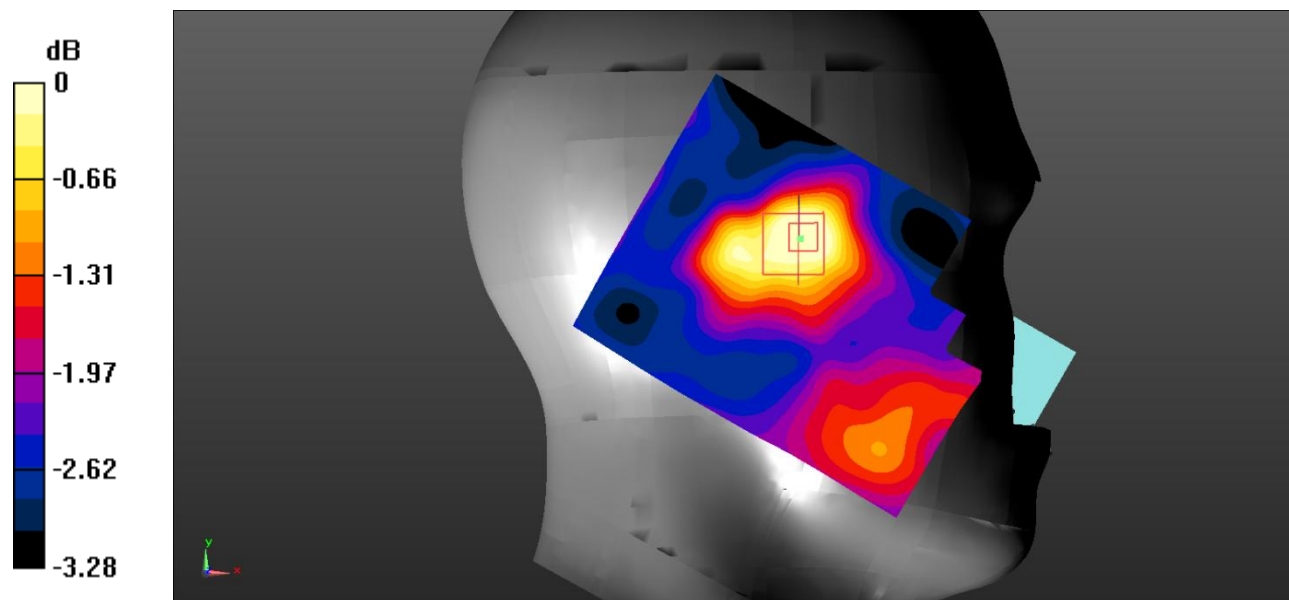
Zoom Scan (5x5x7)/Cube 0: Measurement grid: $dx=8\text{mm}$, $dy=8\text{mm}$, $dz=5\text{mm}$

Reference Value = 3.398 V/m; Power Drift = 0.08 dB

Peak SAR (extrapolated) = 0.0280 W/kg

SAR(1 g) = 0.022 W/kg; SAR(10 g) = 0.019 W/kg

Maximum value of SAR (measured) = 0.0223 W/kg



0 dB = 0.0223 W/kg = -16.52 dBW/kg

Test Plot 49#: LTE Band 4_Head Right Cheek_1RB_Middle**DUT: Mobile Phone; Type: LS5018F; Serial: RSZ200522009-SA-S3;**

Communication System: Generic FDD-LTE; Frequency: 1732.5 MHz; Duty Cycle: 1:1
Medium parameters used: $f = 1732.5$ MHz; $\sigma = 1.339$ S/m; $\epsilon_r = 40.856$; $\rho = 1000$ kg/m³ ;
Phantom section: Right Section

DASY5 Configuration:

- Probe: EX3DV4 - SN7522; ConvF(8.21, 8.21, 8.21) @1732.5 MHz;
- Sensor-Surface: 1.4mm (Mechanical Surface Detection)
- Electronics: DAE4 SN1562; Calibrated: 3/3/2020
- Phantom: SAM-Twin V8.0 P1aP2a; Type: QD 000 P41 AA; Serial: 1962
- Measurement SW: DASY52, Version 52.10 (2) ;

Area Scan (71x91x1): Interpolated grid: dx=1.500 mm, dy=1.500 mm

Maximum value of SAR (interpolated) = 0.0501 W/kg

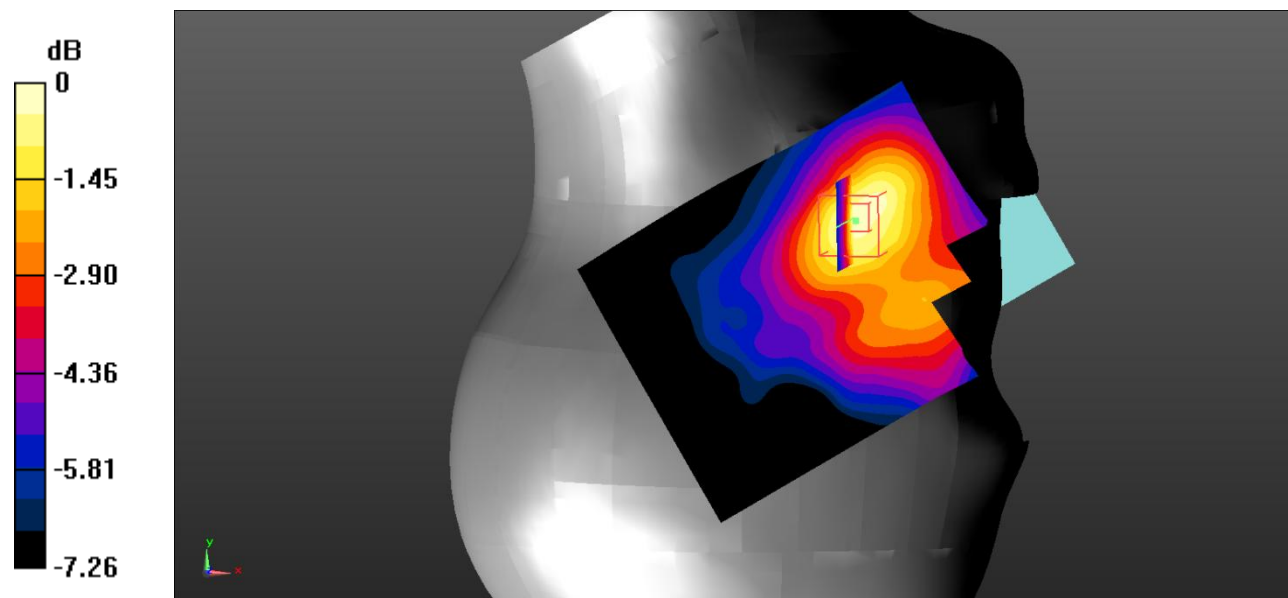
Zoom Scan (5x5x7)/Cube 0: Measurement grid: dx=8mm, dy=8mm, dz=5mm

Reference Value = 2.924 V/m; Power Drift = 0.06 dB

Peak SAR (extrapolated) = 0.0680 W/kg

SAR(1 g) = 0.050 W/kg; SAR(10 g) = 0.035 W/kg

Maximum value of SAR (measured) = 0.0516 W/kg



0 dB = 0.0516 W/kg = -12.87 dBW/kg

Test Plot 50#: LTE Band 4_Head Right Cheek_50%RB_Middle

DUT: Mobile Phone; Type: LS5018F; Serial: RSZ200522009-SA-S3;

Communication System: Generic FDD-LTE; Frequency: 1732.5 MHz;Duty Cycle: 1:1
 Medium parameters used: $f = 1732.5 \text{ MHz}$; $\sigma = 1.339 \text{ S/m}$; $\epsilon_r = 40.856$; $\rho = 1000 \text{ kg/m}^3$;
 Phantom section: Right Section

DASY5 Configuration:

- Probe: EX3DV4 - SN7522; ConvF(8.21, 8.21, 8.21) @1732.5 MHz;
- Sensor-Surface: 1.4mm (Mechanical Surface Detection)
- Electronics: DAE4 SN1562;Calibrated: 3/3/2020
- Phantom: SAM-Twin V8.0 P1aP2a; Type: QD 000 P41 AA; Serial: 1962
- Measurement SW: DASY52, Version 52.10 (2) ;

Area Scan (71x91x1): Interpolated grid: dx=1.500 mm, dy=1.500 mm

Maximum value of SAR (interpolated) = 0.0412 W/kg

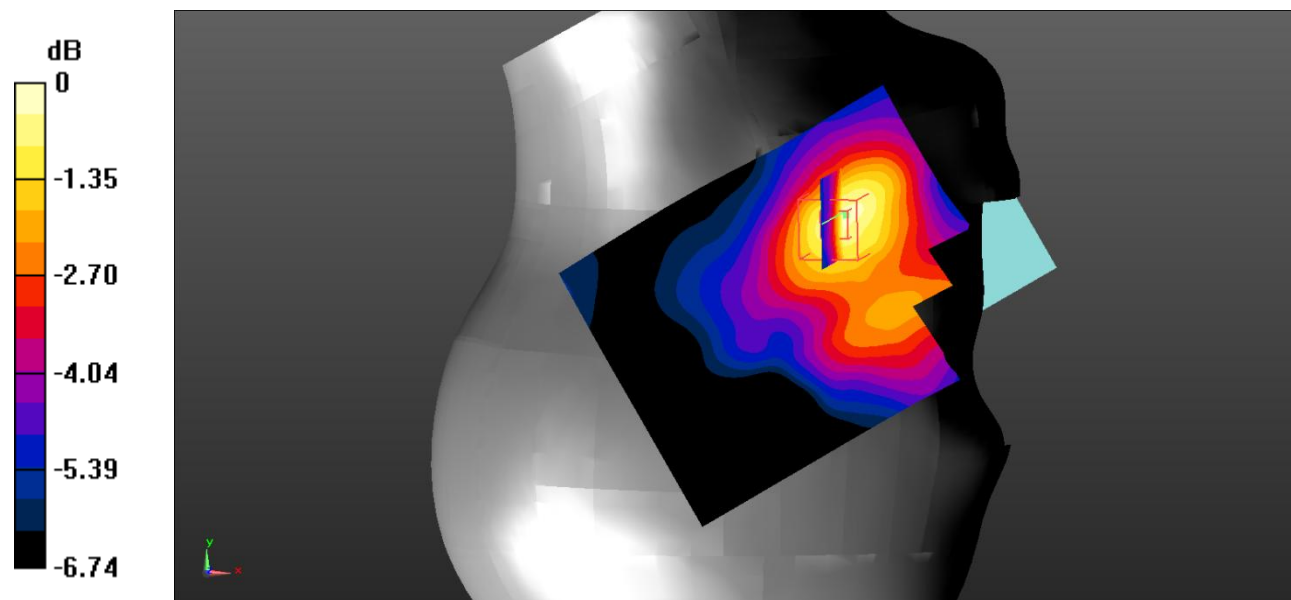
Zoom Scan (5x5x7)/Cube 0: Measurement grid: dx=8mm, dy=8mm, dz=5mm

Reference Value = 2.681 V/m; Power Drift = 0.06 dB

Peak SAR (extrapolated) = 0.0600 W/kg

SAR(1 g) = 0.043 W/kg; SAR(10 g) = 0.030 W/kg

Maximum value of SAR (measured) = 0.0441 W/kg



0 dB = 0.0441 W/kg = -13.56 dBW/kg

Test Plot 51#: LTE Band 4_Head Right Tilt_1RB_Middle

DUT: Mobile Phone; Type: LS5018F; Serial: RSZ200522009-SA-S3;

Communication System: Generic FDD-LTE; Frequency: 1732.5 MHz;Duty Cycle: 1:1
 Medium parameters used: $f = 1732.5 \text{ MHz}$; $\sigma = 1.339 \text{ S/m}$; $\epsilon_r = 40.856$; $\rho = 1000 \text{ kg/m}^3$;
 Phantom section: Right Section

DASY5 Configuration:

- Probe: EX3DV4 - SN7522; ConvF(8.21, 8.21, 8.21) @1732.5 MHz;
- Sensor-Surface: 1.4mm (Mechanical Surface Detection)
- Electronics: DAE4 SN1562;Calibrated: 3/3/2020
- Phantom: SAM-Twin V8.0 P1aP2a; Type: QD 000 P41 AA; Serial: 1962
- Measurement SW: DASY52, Version 52.10 (2) ;

Area Scan (71x91x1): Interpolated grid: $dx=1.500 \text{ mm}$, $dy=1.500 \text{ mm}$

Maximum value of SAR (interpolated) = 0.0199 W/kg

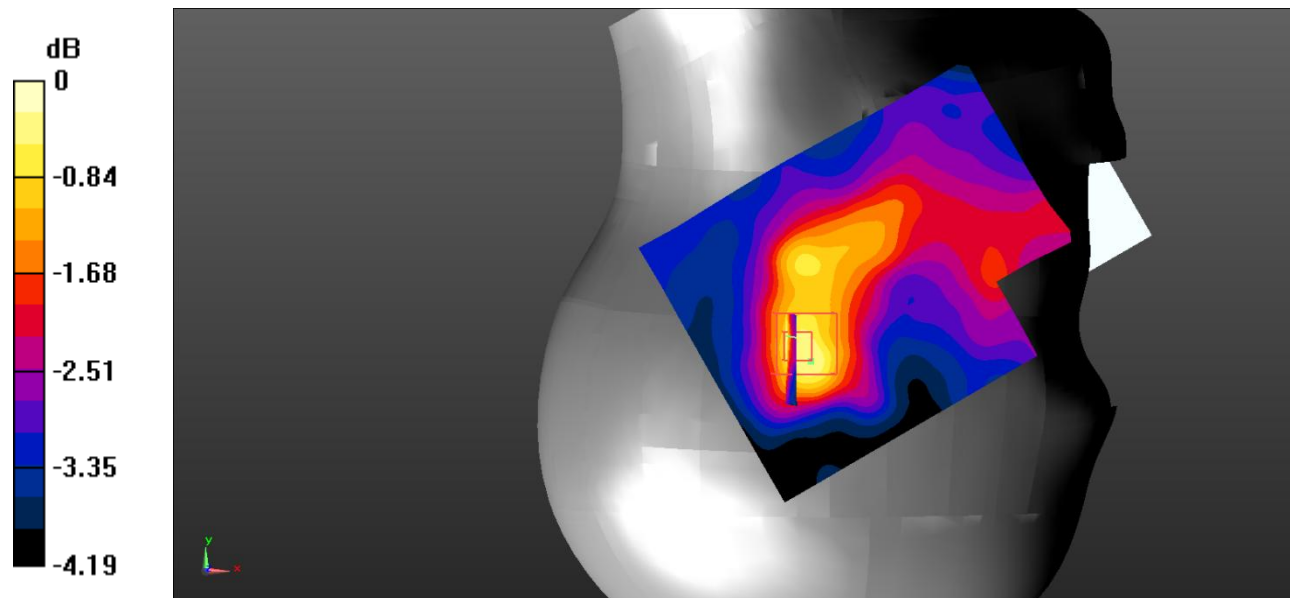
Zoom Scan (5x5x7)/Cube 0: Measurement grid: $dx=8\text{mm}$, $dy=8\text{mm}$, $dz=5\text{mm}$

Reference Value = 3.759 V/m; Power Drift = 0.04 dB

Peak SAR (extrapolated) = 0.0270 W/kg

SAR(1 g) = 0.021 W/kg; SAR(10 g) = 0.016 W/kg

Maximum value of SAR (measured) = 0.0214 W/kg



0 dB = 0.0214 W/kg = -16.70 dBW/kg

Test Plot 52#: LTE Band 4_Head Right Tilt_50%RB_Middle

DUT: Mobile Phone; Type: LS5018F; Serial: RSZ200522009-SA-S3;

Communication System: Generic FDD-LTE; Frequency: 1732.5 MHz;Duty Cycle: 1:1
 Medium parameters used: $f = 1732.5 \text{ MHz}$; $\sigma = 1.339 \text{ S/m}$; $\epsilon_r = 40.856$; $\rho = 1000 \text{ kg/m}^3$;
 Phantom section: Right Section

DASY5 Configuration:

- Probe: EX3DV4 - SN7522; ConvF(8.21, 8.21, 8.21) @1732.5 MHz;
- Sensor-Surface: 1.4mm (Mechanical Surface Detection)
- Electronics: DAE4 SN1562;Calibrated: 3/3/2020
- Phantom: SAM-Twin V8.0 P1aP2a; Type: QD 000 P41 AA; Serial: 1962
- Measurement SW: DASY52, Version 52.10 (2) ;

Area Scan (71x91x1): Interpolated grid: $dx=1.500 \text{ mm}$, $dy=1.500 \text{ mm}$

Maximum value of SAR (interpolated) = 0.0187 W/kg

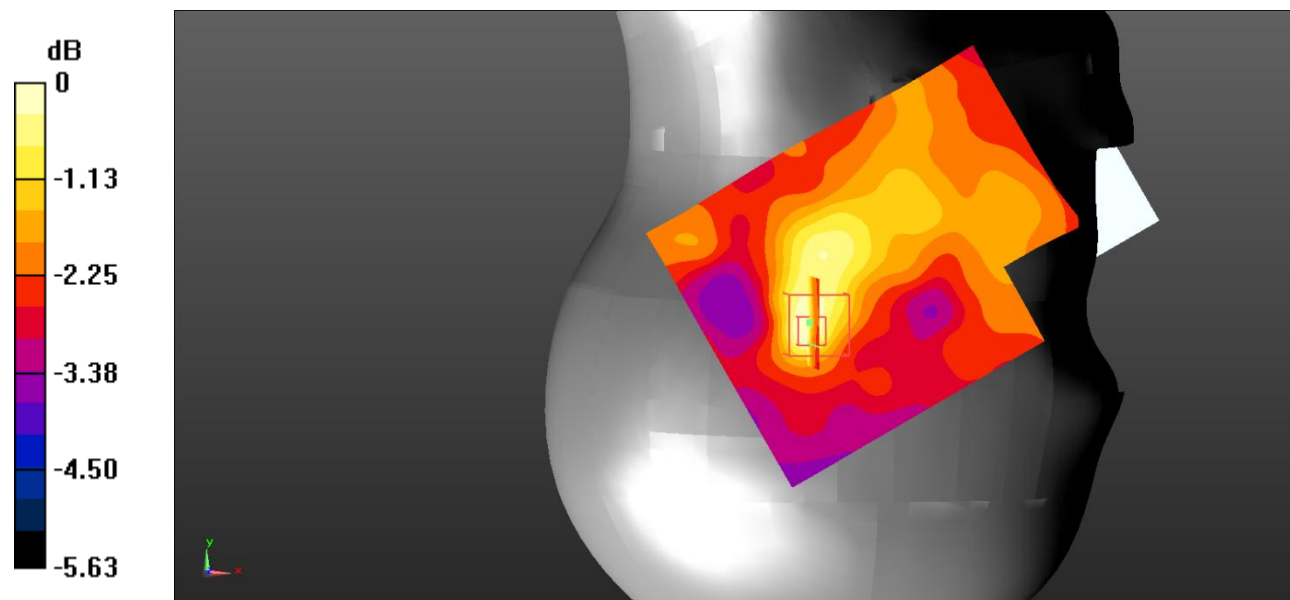
Zoom Scan (5x5x7)/Cube 0: Measurement grid: $dx=8\text{mm}$, $dy=8\text{mm}$, $dz=5\text{mm}$

Reference Value = 3.179 V/m; Power Drift = 0.02 dB

Peak SAR (extrapolated) = 0.0260 W/kg

SAR(1 g) = 0.017 W/kg; SAR(10 g) = 0.014 W/kg

Maximum value of SAR (measured) = 0.0172 W/kg



0 dB = 0.0172 W/kg = -17.64 dBW/kg

Test Plot 53#: LTE Band 4_Body Back_1RB_Middle

DUT: Mobile Phone; Type: LS5018F; Serial: RSZ200522009-SA-S3;

Communication System: Generic FDD-LTE; Frequency: 1732.5 MHz;Duty Cycle: 1:1
 Medium parameters used: $f = 1732.5 \text{ MHz}$; $\sigma = 1.339 \text{ S/m}$; $\epsilon_r = 40.856$; $\rho = 1000 \text{ kg/m}^3$;
 Phantom section: Flat Section

DASY5 Configuration:

- Probe: EX3DV4 - SN7522; ConvF(8.21, 8.21, 8.21) @1732.5 MHz;
- Sensor-Surface: 1.4mm (Mechanical Surface Detection)
- Electronics: DAE4 SN1562;Calibrated: 3/3/2020
- Phantom: SAM-Twin V8.0 P1aP2a; Type: QD 000 P41 AA; Serial: 1962
- Measurement SW: DASY52, Version 52.10 (2) ;

Area Scan (71x91x1): Interpolated grid: $dx=1.500 \text{ mm}$, $dy=1.500 \text{ mm}$

Maximum value of SAR (interpolated) = 0.176 W/kg

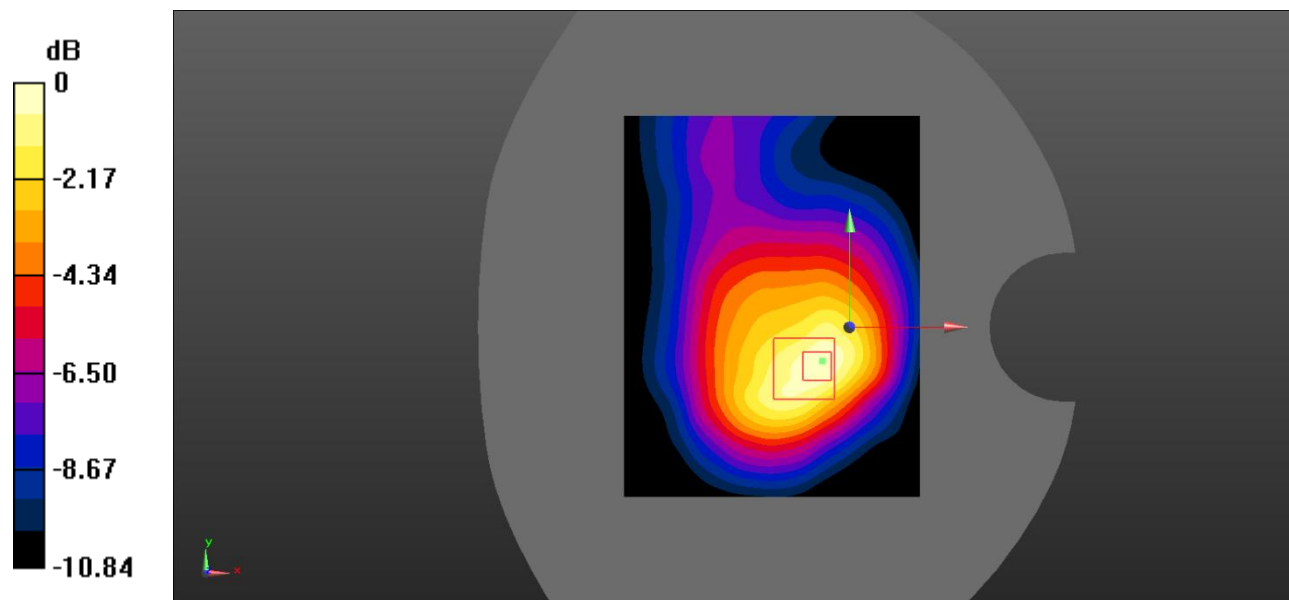
Zoom Scan (5x5x7)/Cube 0: Measurement grid: $dx=8\text{mm}$, $dy=8\text{mm}$, $dz=5\text{mm}$

Reference Value = 9.353 V/m; Power Drift = -0.17 dB

Peak SAR (extrapolated) = 0.267 W/kg

SAR(1 g) = 0.167 W/kg; SAR(10 g) = 0.105 W/kg

Maximum value of SAR (measured) = 0.176 W/kg



0 dB = 0.176 W/kg = -7.54 dBW/kg

Test Plot 54#: LTE Band 4_Body Back_50%RB_Middle

DUT: Mobile Phone; Type: LS5018F; Serial: RSZ200522009-SA-S3;

Communication System: Generic FDD-LTE; Frequency: 1732.5 MHz;Duty Cycle: 1:1
 Medium parameters used: $f = 1732.5 \text{ MHz}$; $\sigma = 1.339 \text{ S/m}$; $\epsilon_r = 40.856$; $\rho = 1000 \text{ kg/m}^3$;
 Phantom section: Flat Section

DASY5 Configuration:

- Probe: EX3DV4 - SN7522; ConvF(8.21, 8.21, 8.21) @1732.5 MHz;
- Sensor-Surface: 1.4mm (Mechanical Surface Detection)
- Electronics: DAE4 SN1562;Calibrated: 3/3/2020
- Phantom: SAM-Twin V8.0 P1aP2a; Type: QD 000 P41 AA; Serial: 1962
- Measurement SW: DASY52, Version 52.10 (2) ;

Area Scan (71x91x1): Interpolated grid: $dx=1.500 \text{ mm}$, $dy=1.500 \text{ mm}$

Maximum value of SAR (interpolated) = 0.153 W/kg

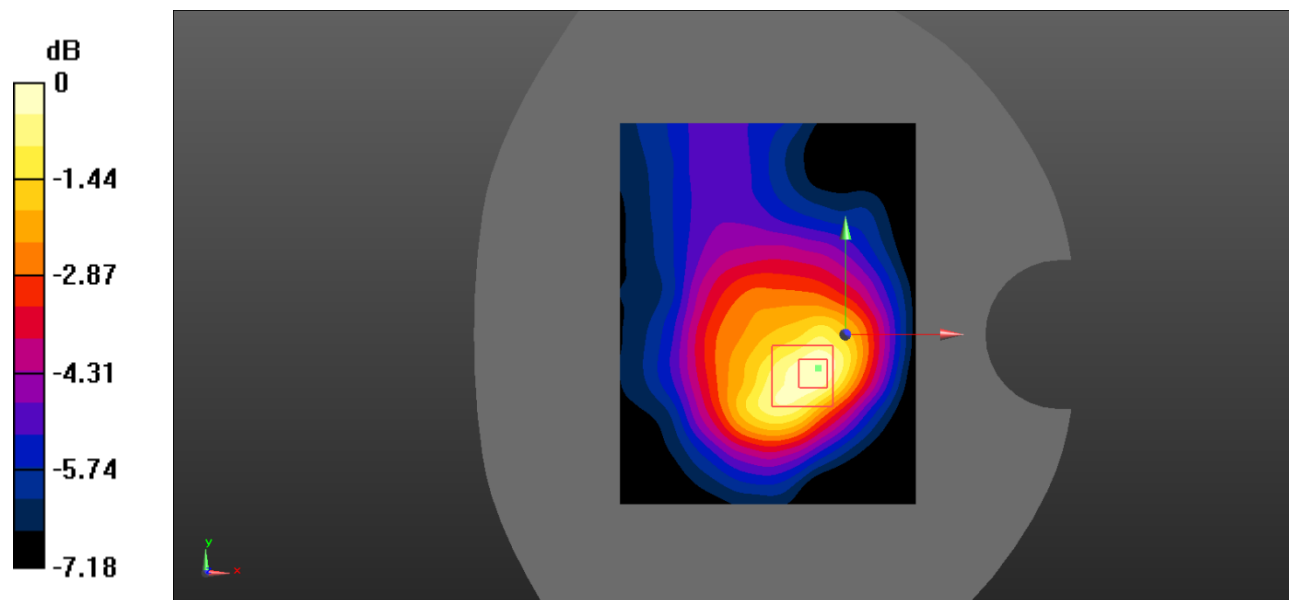
Zoom Scan (5x5x7)/Cube 0: Measurement grid: $dx=8\text{mm}$, $dy=8\text{mm}$, $dz=5\text{mm}$

Reference Value = 8.704 V/m; Power Drift = -0.04 dB

Peak SAR (extrapolated) = 0.222 W/kg

SAR(1 g) = 0.144 W/kg; SAR(10 g) = 0.096 W/kg

Maximum value of SAR (measured) = 0.150 W/kg



0 dB = 0.150 W/kg = -8.24 dBW/kg

Test Plot 55#: LTE Band 4_Body Left_1RB_Middle

DUT: Mobile Phone; Type: LS5018F; Serial: RSZ200522009-SA-S3;

Communication System: Generic FDD-LTE; Frequency: 1732.5 MHz; Duty Cycle: 1:1
 Medium parameters used: $f = 1732.5 \text{ MHz}$; $\sigma = 1.339 \text{ S/m}$; $\epsilon_r = 40.856$; $\rho = 1000 \text{ kg/m}^3$;
 Phantom section: Flat Section

DASY5 Configuration:

- Probe: EX3DV4 - SN7522; ConvF(8.21, 8.21, 8.21) @1732.5 MHz;
- Sensor-Surface: 1.4mm (Mechanical Surface Detection)
- Electronics: DAE4 SN1562; Calibrated: 3/3/2020
- Phantom: SAM-Twin V8.0 P1aP2a; Type: QD 000 P41 AA; Serial: 1962
- Measurement SW: DASY52, Version 52.10 (2) ;

Area Scan (71x91x1): Interpolated grid: $dx=1.500 \text{ mm}$, $dy=1.500 \text{ mm}$

Maximum value of SAR (interpolated) = 0.0347 W/kg

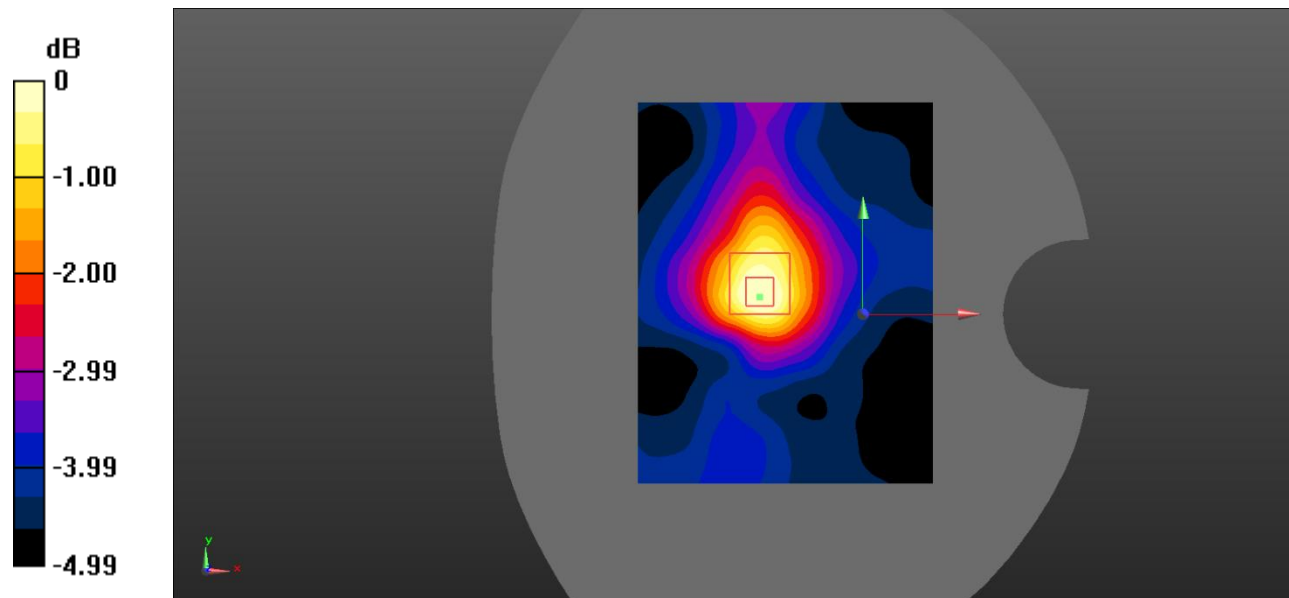
Zoom Scan (5x5x7)/Cube 0: Measurement grid: $dx=8\text{mm}$, $dy=8\text{mm}$, $dz=5\text{mm}$

Reference Value = 4.235 V/m; Power Drift = 0.00 dB

Peak SAR (extrapolated) = 0.0460 W/kg

SAR(1 g) = 0.031 W/kg; SAR(10 g) = 0.022 W/kg

Maximum value of SAR (measured) = 0.0325 W/kg



0 dB = 0.0325 W/kg = -14.88 dBW/kg

Test Plot 56#: LTE Band 4_Body Left_50%RB_Middle

DUT: Mobile Phone; Type: LS5018F; Serial: RSZ200522009-SA-S3;

Communication System: Generic FDD-LTE; Frequency: 1732.5 MHz;Duty Cycle: 1:1
 Medium parameters used: $f = 1732.5$ MHz; $\sigma = 1.339$ S/m; $\epsilon_r = 40.856$; $\rho = 1000$ kg/m³ ;
 Phantom section: Flat Section

DASY5 Configuration:

- Probe: EX3DV4 - SN7522; ConvF(8.21, 8.21, 8.21) @1732.5 MHz;
- Sensor-Surface: 1.4mm (Mechanical Surface Detection)
- Electronics: DAE4 SN1562;Calibrated: 3/3/2020
- Phantom: SAM-Twin V8.0 P1aP2a; Type: QD 000 P41 AA; Serial: 1962
- Measurement SW: DASY52, Version 52.10 (2) ;

Area Scan (71x91x1): Interpolated grid: dx=1.500 mm, dy=1.500 mm

Maximum value of SAR (interpolated) = 0.0294 W/kg

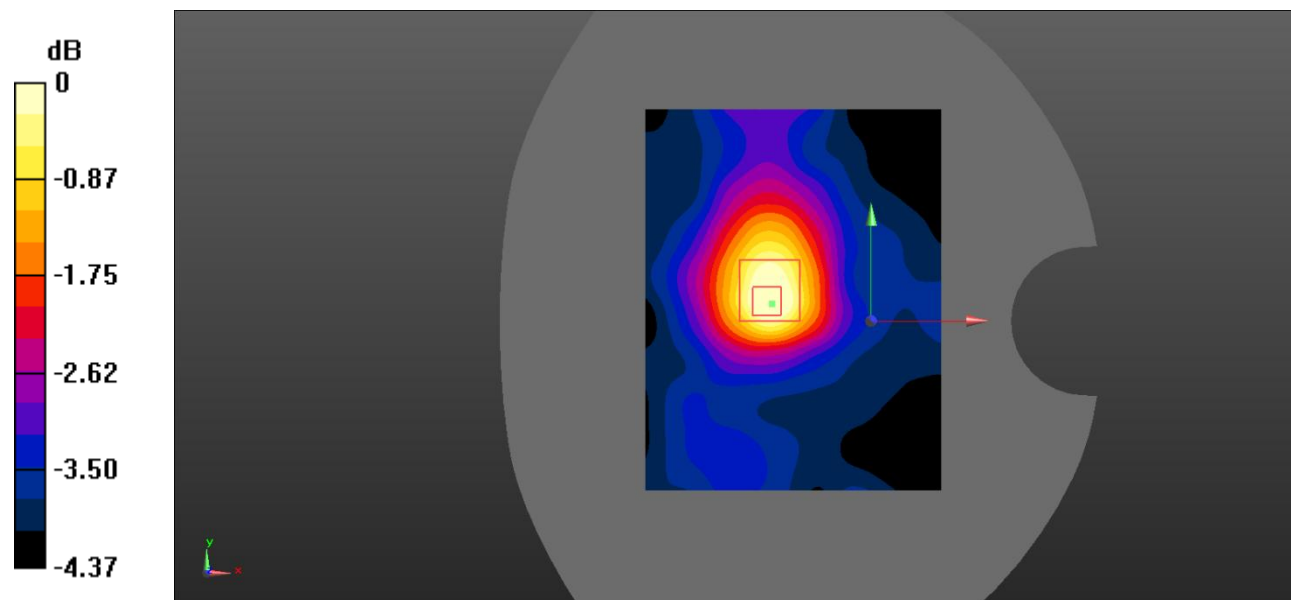
Zoom Scan (5x5x7)/Cube 0: Measurement grid: dx=8mm, dy=8mm, dz=5mm

Reference Value = 3.779 V/m; Power Drift = 0.04 dB

Peak SAR (extrapolated) = 0.0370 W/kg

SAR(1 g) = 0.027 W/kg; SAR(10 g) = 0.020 W/kg

Maximum value of SAR (measured) = 0.0278 W/kg



0 dB = 0.0278 W/kg = -15.56 dBW/kg

Test Plot 57#: LTE Band 4_Body Bottom_1RB_Middle

DUT: Mobile Phone; Type: LS5018F; Serial: RSZ200522009-SA-S3;

Communication System: Generic FDD-LTE; Frequency: 1732.5 MHz;Duty Cycle: 1:1
Medium parameters used: $f = 1732.5$ MHz; $\sigma = 1.339$ S/m; $\epsilon_r = 40.856$; $\rho = 1000$ kg/m³ ;
Phantom section: Flat Section

DASY5 Configuration:

- Probe: EX3DV4 - SN7522; ConvF(8.21, 8.21, 8.21) @1732.5 MHz;
- Sensor-Surface: 1.4mm (Mechanical Surface Detection)
- Electronics: DAE4 SN1562;Calibrated: 3/3/2020
- Phantom: SAM-Twin V8.0 P1aP2a; Type: QD 000 P41 AA; Serial: 1962
- Measurement SW: DASY52, Version 52.10 (2) ;

Area Scan (71x91x1): Interpolated grid: dx=1.500 mm, dy=1.500 mm

Maximum value of SAR (interpolated) = 0.206 W/kg

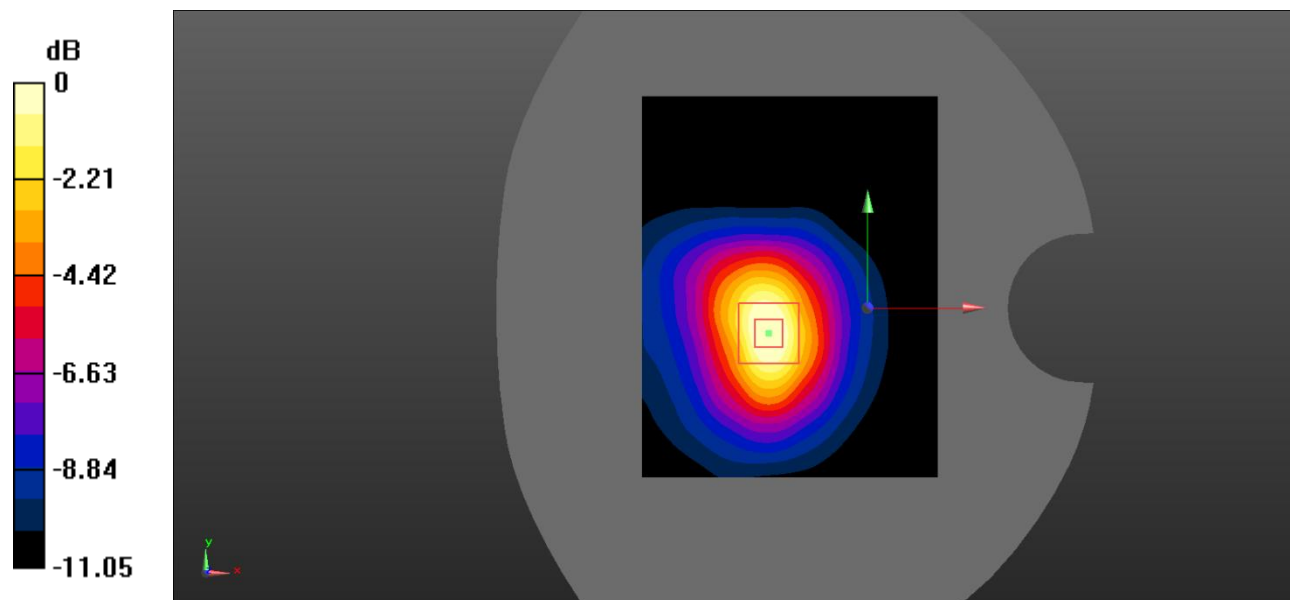
Zoom Scan (5x5x7)/Cube 0: Measurement grid: dx=8mm, dy=8mm, dz=5mm

Reference Value = 8.888 V/m; Power Drift = -0.07 dB

Peak SAR (extrapolated) = 0.275 W/kg

SAR(1 g) = 0.172 W/kg; SAR(10 g) = 0.099 W/kg

Maximum value of SAR (measured) = 0.186 W/kg



0 dB = 0.186 W/kg = -7.30 dBW/kg

Test Plot 58#: LTE Band 4_Body Bottom_50%RB_Middle

DUT: Mobile Phone; Type: LS5018F; Serial: RSZ200522009-SA-S3;

Communication System: Generic FDD-LTE; Frequency: 1732.5 MHz;Duty Cycle: 1:1
 Medium parameters used: $f = 1732.5$ MHz; $\sigma = 1.339$ S/m; $\epsilon_r = 40.856$; $\rho = 1000$ kg/m³ ;
 Phantom section: Flat Section

DASY5 Configuration:

- Probe: EX3DV4 - SN7522; ConvF(8.21, 8.21, 8.21) @1732.5 MHz;
- Sensor-Surface: 1.4mm (Mechanical Surface Detection)
- Electronics: DAE4 SN1562;Calibrated: 3/3/2020
- Phantom: SAM-Twin V8.0 P1aP2a; Type: QD 000 P41 AA; Serial: 1962
- Measurement SW: DASY52, Version 52.10 (2) ;

Area Scan (71x91x1): Interpolated grid: dx=1.500 mm, dy=1.500 mm

Maximum value of SAR (interpolated) = 0.149 W/kg

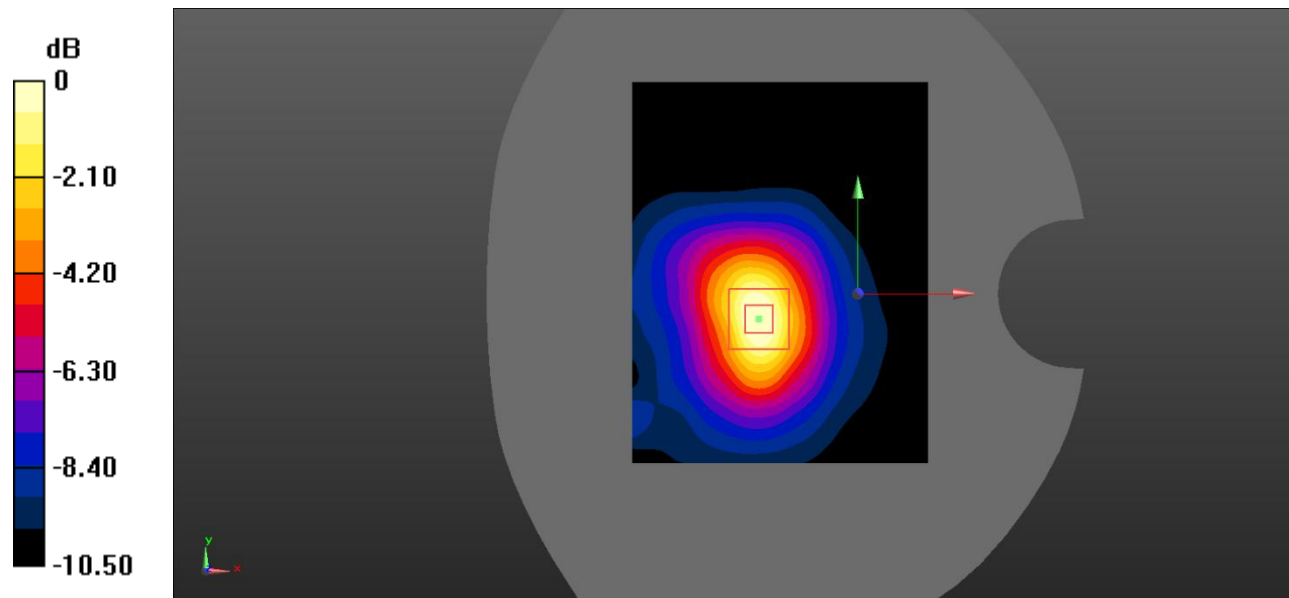
Zoom Scan (5x5x7)/Cube 0: Measurement grid: dx=8mm, dy=8mm, dz=5mm

Reference Value = 8.029 V/m; Power Drift = -0.07 dB

Peak SAR (extrapolated) = 0.213 W/kg

SAR(1 g) = 0.132 W/kg; SAR(10 g) = 0.076 W/kg

Maximum value of SAR (measured) = 0.142 W/kg



0 dB = 0.142 W/kg = -8.48 dBW/kg

Test Plot 59#: LTE Band 7_Head Left Cheek_1RB_Middle

DUT: Mobile Phone; Type: LS5018F; Serial: RSZ200522009-SA-S3;

Communication System: Generic FDD-LTE; Frequency: 2535 MHz;Duty Cycle: 1:1
 Medium parameters used: $f = 2535 \text{ MHz}$; $\sigma = 1.926 \text{ S/m}$; $\epsilon_r = 38.299$; $\rho = 1000 \text{ kg/m}^3$;
 Phantom section: Left Section

DASY5 Configuration:

- Probe: EX3DV4 - SN7522; ConvF(7.15, 7.15, 7.15) @2535 MHz;
- Sensor-Surface: 1.4mm (Mechanical Surface Detection)
- Electronics: DAE4 SN1562;Calibrated: 3/3/2020
- Phantom: SAM-Twin V8.0 P1aP2a; Type: QD 000 P41 AA; Serial: 1962
- Measurement SW: DASY52, Version 52.10 (2) ;

Area Scan (91x121x1): Interpolated grid: $dx=1.000 \text{ mm}$, $dy=1.000 \text{ mm}$

Maximum value of SAR (interpolated) = 0.0796 W/kg

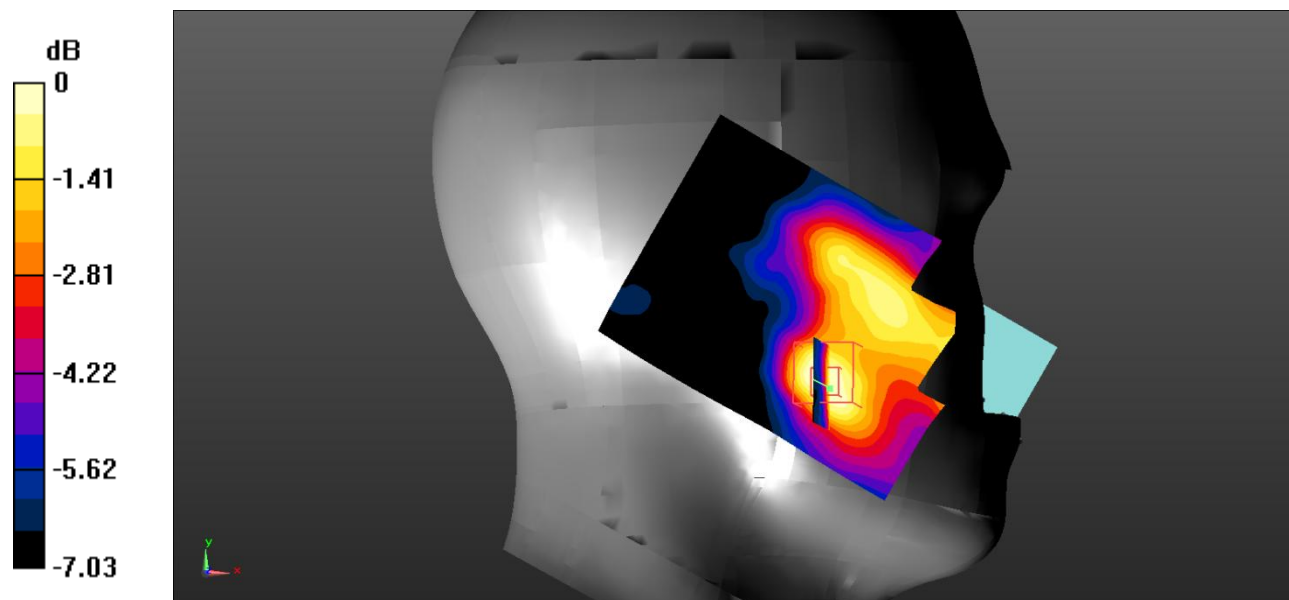
Zoom Scan (7x7x7)/Cube 0: Measurement grid: $dx=5\text{mm}$, $dy=5\text{mm}$, $dz=5\text{mm}$

Reference Value = 2.959 V/m; Power Drift = 0.01 dB

Peak SAR (extrapolated) = 0.127 W/kg

SAR(1 g) = 0.073 W/kg; SAR(10 g) = 0.045 W/kg

Maximum value of SAR (measured) = 0.0777 W/kg



0 dB = 0.0777 W/kg = -11.10 dBW/kg

Test Plot 60#: LTE Band 7_Head Left Cheek_50%RB_Middle

DUT: Mobile Phone; Type: LS5018F; Serial: RSZ200522009-SA-S3;

Communication System: Generic FDD-LTE; Frequency: 2535 MHz;Duty Cycle: 1:1
 Medium parameters used: $f = 2535 \text{ MHz}$; $\sigma = 1.926 \text{ S/m}$; $\epsilon_r = 38.299$; $\rho = 1000 \text{ kg/m}^3$;
 Phantom section: Left Section

DASY5 Configuration:

- Probe: EX3DV4 - SN7522; ConvF(7.15, 7.15, 7.15) @2535 MHz;
- Sensor-Surface: 1.4mm (Mechanical Surface Detection)
- Electronics: DAE4 SN1562;Calibrated: 3/3/2020
- Phantom: SAM-Twin V8.0 P1aP2a; Type: QD 000 P41 AA; Serial: 1962
- Measurement SW: DASY52, Version 52.10 (2) ;

Area Scan (101x121x1): Interpolated grid: $dx=1.000 \text{ mm}$, $dy=1.000 \text{ mm}$

Maximum value of SAR (interpolated) = 0.0680 W/kg

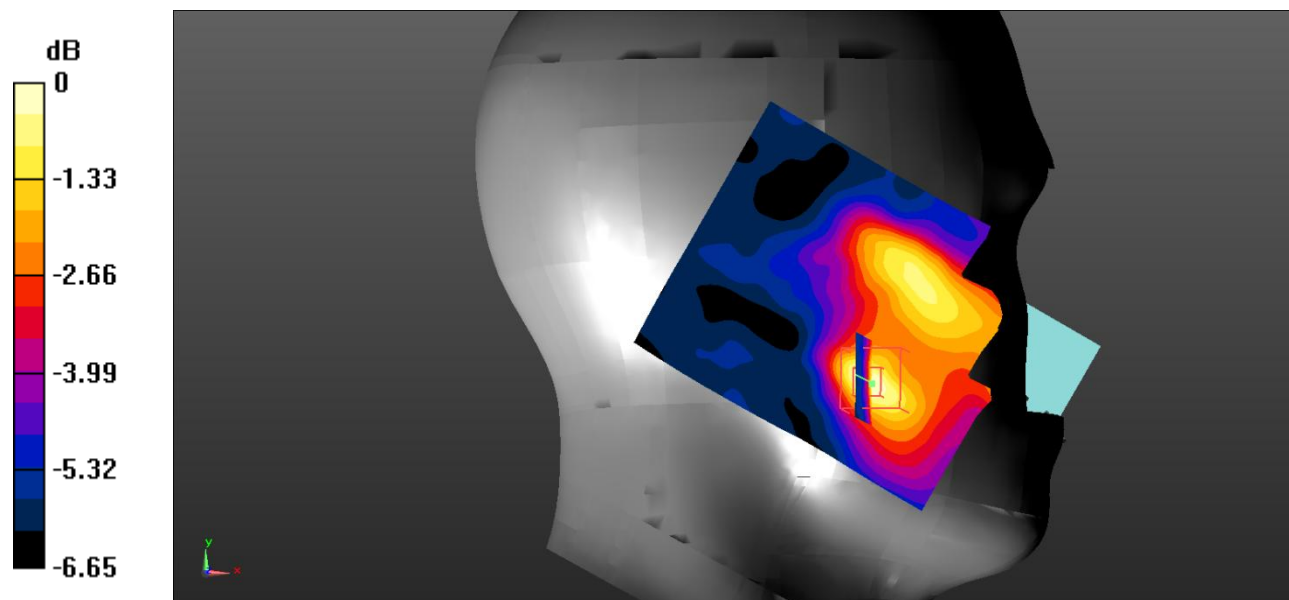
Zoom Scan (7x7x7)/Cube 0: Measurement grid: $dx=5\text{mm}$, $dy=5\text{mm}$, $dz=5\text{mm}$

Reference Value = 1.854 V/m; Power Drift = 0.02 dB

Peak SAR (extrapolated) = 0.107 W/kg

SAR(1 g) = 0.060 W/kg; SAR(10 g) = 0.037 W/kg

Maximum value of SAR (measured) = 0.0654 W/kg



0 dB = 0.0654 W/kg = -11.84 dBW/kg

Test Plot 61#: LTE Band 7_Head Left Tilt_1RB_Middle**DUT: Mobile Phone; Type: LS5018F; Serial: RSZ200522009-SA-S3;**

Communication System: Generic FDD-LTE; Frequency: 2535 MHz; Duty Cycle: 1:1
Medium parameters used: $f = 2535$ MHz; $\sigma = 1.926$ S/m; $\epsilon_r = 38.299$; $\rho = 1000$ kg/m³ ;
Phantom section: Left Section

DASY5 Configuration:

- Probe: EX3DV4 - SN7522; ConvF(7.15, 7.15, 7.15) @2535 MHz;
- Sensor-Surface: 1.4mm (Mechanical Surface Detection)
- Electronics: DAE4 SN1562; Calibrated: 3/3/2020
- Phantom: SAM-Twin V8.0 P1aP2a; Type: QD 000 P41 AA; Serial: 1962
- Measurement SW: DASY52, Version 52.10 (2) ;

Area Scan (101x121x1): Interpolated grid: dx=1.000 mm, dy=1.000 mm

Maximum value of SAR (interpolated) = 0.0308 W/kg

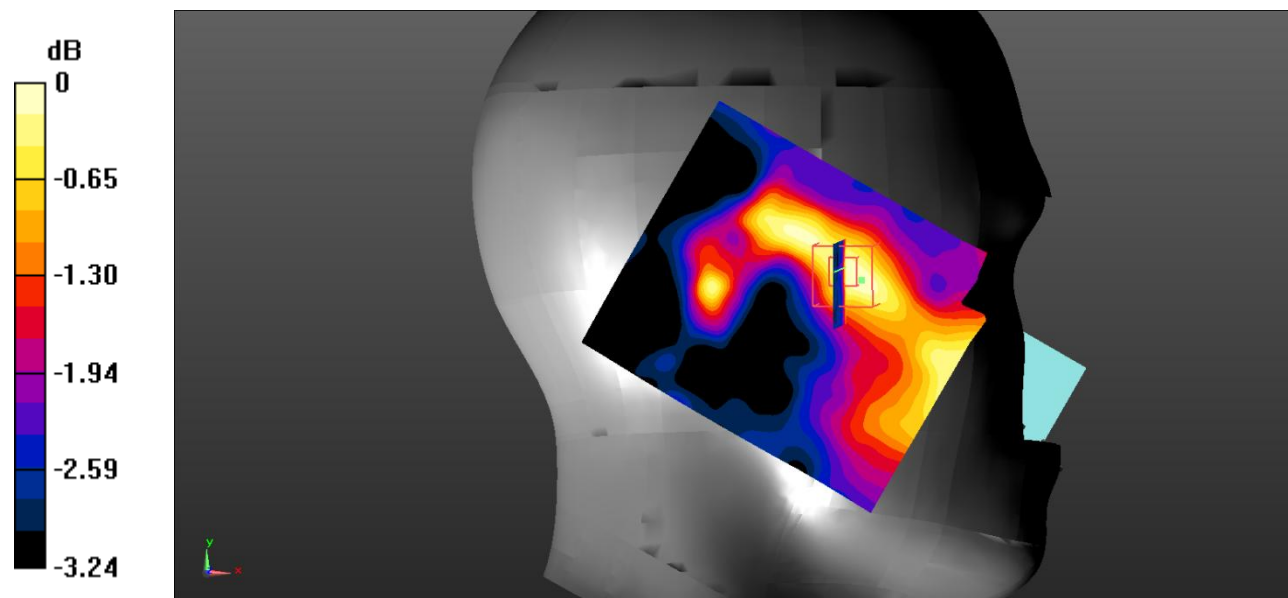
Zoom Scan (7x7x7)/Cube 0: Measurement grid: dx=5mm, dy=5mm, dz=5mm

Reference Value = 3.463 V/m; Power Drift = 0.01 dB

Peak SAR (extrapolated) = 0.0550 W/kg

SAR(1 g) = 0.030 W/kg; SAR(10 g) = 0.023 W/kg

Maximum value of SAR (measured) = 0.0312 W/kg



0 dB = 0.0312 W/kg = -15.06 dBW/kg

Test Plot 62#: LTE Band 7_Head Left Tilt_50%RB_Middle

DUT: Mobile Phone; Type: LS5018F; Serial: RSZ200522009-SA-S3;

Communication System: Generic FDD-LTE; Frequency: 2535 MHz;Duty Cycle: 1:1
 Medium parameters used: $f = 2535 \text{ MHz}$; $\sigma = 1.926 \text{ S/m}$; $\epsilon_r = 38.299$; $\rho = 1000 \text{ kg/m}^3$;
 Phantom section: Left Section

DASY5 Configuration:

- Probe: EX3DV4 - SN7522; ConvF(7.15, 7.15, 7.15) @2535 MHz;
- Sensor-Surface: 1.4mm (Mechanical Surface Detection)
- Electronics: DAE4 SN1562;Calibrated: 3/3/2020
- Phantom: SAM-Twin V8.0 P1aP2a; Type: QD 000 P41 AA; Serial: 1962
- Measurement SW: DASY52, Version 52.10 (2) ;

Area Scan (101x121x1): Interpolated grid: $dx=1.000 \text{ mm}$, $dy=1.000 \text{ mm}$

Maximum value of SAR (interpolated) = 0.0289 W/kg

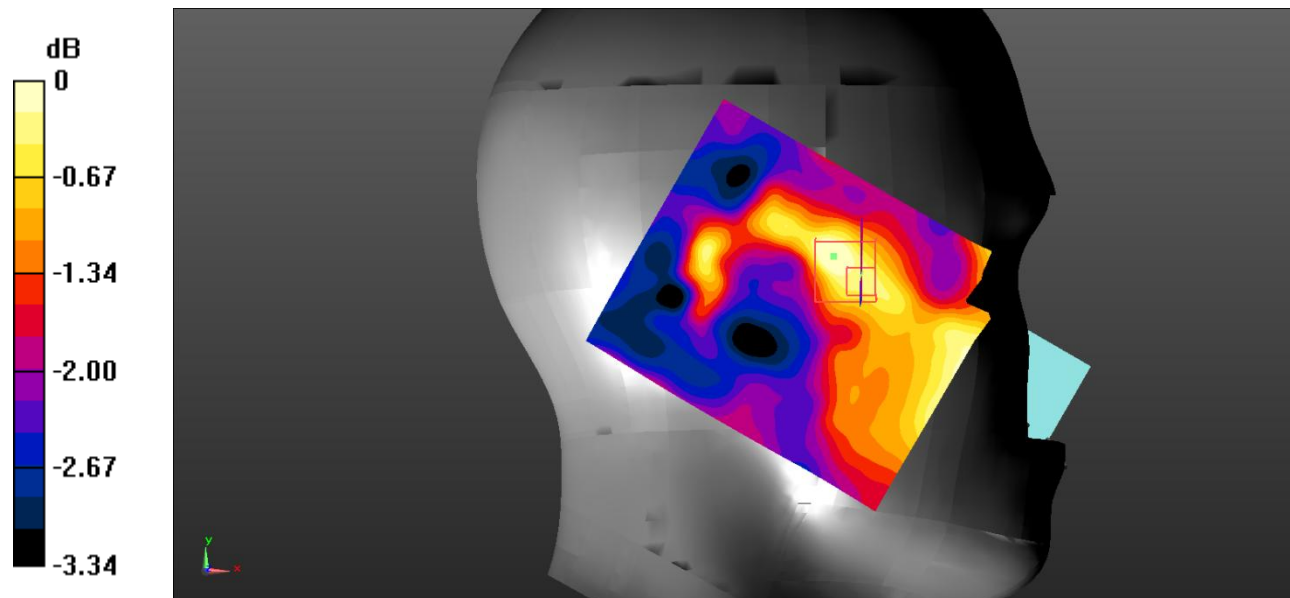
Zoom Scan (7x7x7)/Cube 0: Measurement grid: $dx=5\text{mm}$, $dy=5\text{mm}$, $dz=5\text{mm}$

Reference Value = 3.232 V/m; Power Drift = 0.07 dB

Peak SAR (extrapolated) = 0.0690 W/kg

SAR(1 g) = 0.027 W/kg; SAR(10 g) = 0.021 W/kg

Maximum value of SAR (measured) = 0.0265 W/kg



0 dB = 0.0265 W/kg = -15.77 dBW/kg

Test Plot 63#: LTE Band 7_Head Right Cheek_1RB_Middle

DUT: Mobile Phone; Type: LS5018F; Serial: RSZ200522009-SA-S3;

Communication System: Generic FDD-LTE; Frequency: 2535 MHz;Duty Cycle: 1:1
 Medium parameters used: $f = 2535 \text{ MHz}$; $\sigma = 1.926 \text{ S/m}$; $\epsilon_r = 38.299$; $\rho = 1000 \text{ kg/m}^3$;
 Phantom section: Right Section

DASY5 Configuration:

- Probe: EX3DV4 - SN7522; ConvF(7.15, 7.15, 7.15) @2535 MHz;
- Sensor-Surface: 1.4mm (Mechanical Surface Detection)
- Electronics: DAE4 SN1562;Calibrated: 3/3/2020
- Phantom: SAM-Twin V8.0 P1aP2a; Type: QD 000 P41 AA; Serial: 1962
- Measurement SW: DASY52, Version 52.10 (2) ;

Area Scan (91x121x1): Interpolated grid: $dx=1.000 \text{ mm}$, $dy=1.000 \text{ mm}$

Maximum value of SAR (interpolated) = 0.125 W/kg

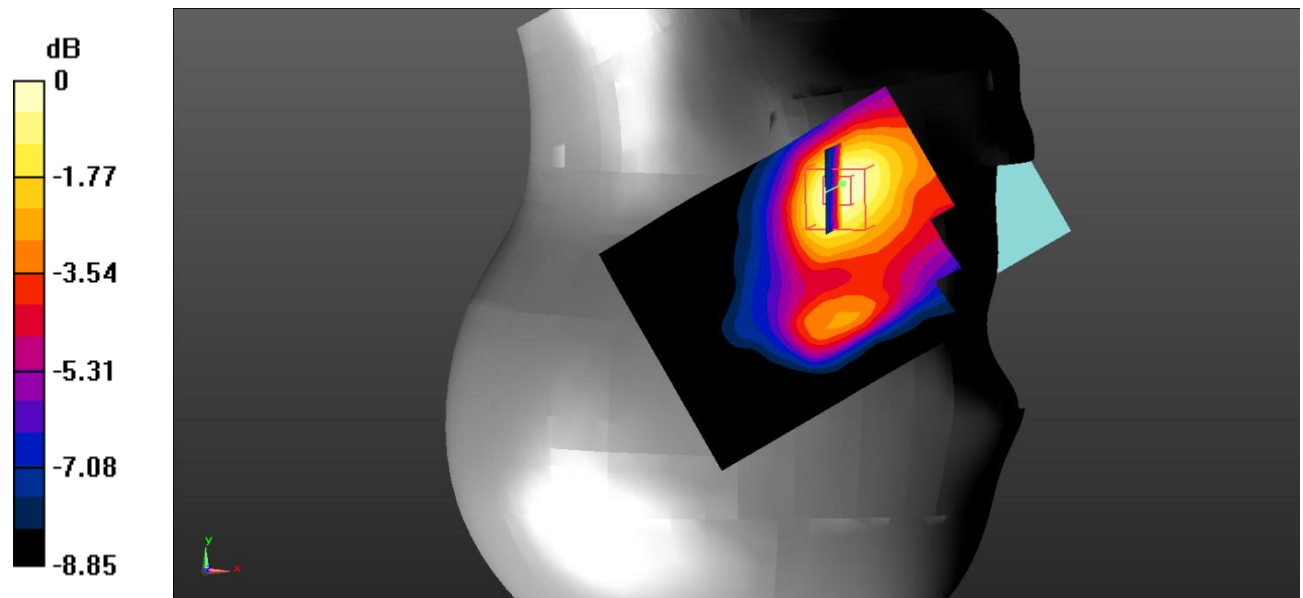
Zoom Scan (7x7x7)/Cube 0: Measurement grid: $dx=5\text{mm}$, $dy=5\text{mm}$, $dz=5\text{mm}$

Reference Value = 2.864 V/m; Power Drift = 0.02 dB

Peak SAR (extrapolated) = 0.199 W/kg

SAR(1 g) = 0.113 W/kg; SAR(10 g) = 0.069 W/kg

Maximum value of SAR (measured) = 0.121 W/kg



0 dB = 0.121 W/kg = -9.17 dBW/kg

Test Plot 64#: LTE Band 7_Head Right Cheek_50%RB_Middle

DUT: Mobile Phone; Type: LS5018F; Serial: RSZ200522009-SA-S3;

Communication System: Generic FDD-LTE; Frequency: 2535 MHz;Duty Cycle: 1:1
 Medium parameters used: $f = 2535 \text{ MHz}$; $\sigma = 1.926 \text{ S/m}$; $\epsilon_r = 38.299$; $\rho = 1000 \text{ kg/m}^3$;
 Phantom section: Right Section

DASY5 Configuration:

- Probe: EX3DV4 - SN7522; ConvF(7.15, 7.15, 7.15) @2535 MHz;
- Sensor-Surface: 1.4mm (Mechanical Surface Detection)
- Electronics: DAE4 SN1562;Calibrated: 3/3/2020
- Phantom: SAM-Twin V8.0 P1aP2a; Type: QD 000 P41 AA; Serial: 1962
- Measurement SW: DASY52, Version 52.10 (2) ;

Area Scan (91x121x1): Interpolated grid: $dx=1.000 \text{ mm}$, $dy=1.000 \text{ mm}$

Maximum value of SAR (interpolated) = 0.0974 W/kg

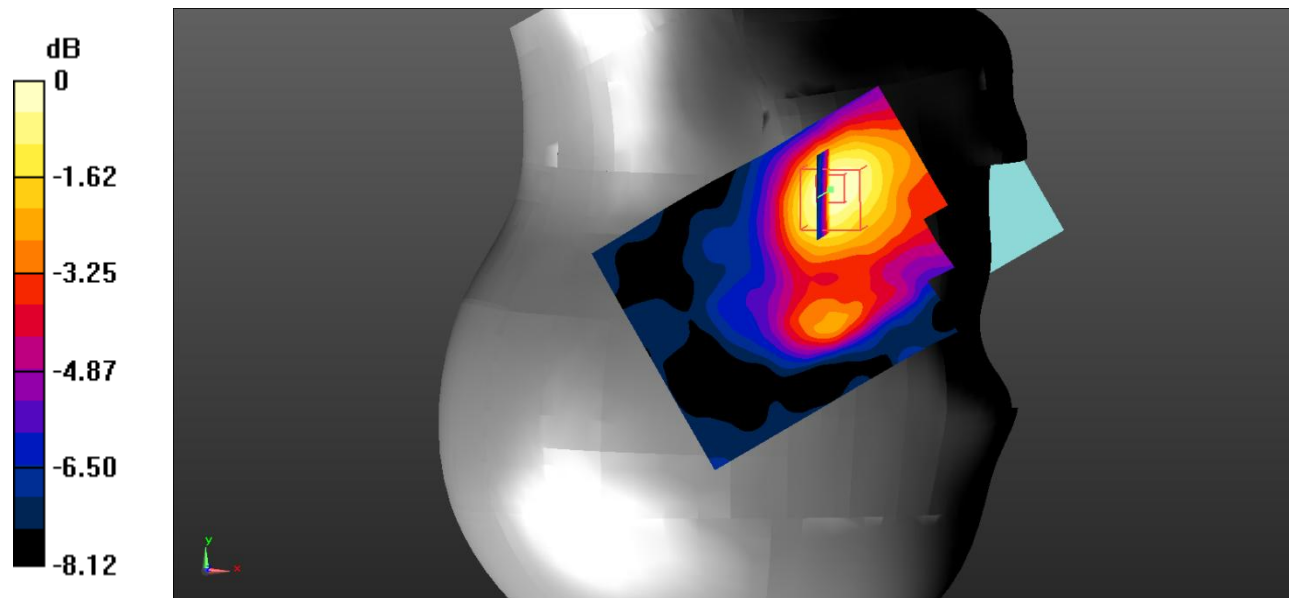
Zoom Scan (7x7x7)/Cube 0: Measurement grid: $dx=5\text{mm}$, $dy=5\text{mm}$, $dz=5\text{mm}$

Reference Value = 2.830 V/m; Power Drift = 0.03 dB

Peak SAR (extrapolated) = 0.162 W/kg

SAR(1 g) = 0.090 W/kg; SAR(10 g) = 0.056 W/kg

Maximum value of SAR (measured) = 0.0960 W/kg



0 dB = 0.0960 W/kg = -10.18 dBW/kg

Test Plot 65#: LTE Band 7_Head Right Tilt_1RB_Middle

DUT: Mobile Phone; Type: LS5018F; Serial: RSZ200522009-SA-S3;

Communication System: Generic FDD-LTE; Frequency: 2535 MHz;Duty Cycle: 1:1
 Medium parameters used: $f = 2535 \text{ MHz}$; $\sigma = 1.926 \text{ S/m}$; $\epsilon_r = 38.299$; $\rho = 1000 \text{ kg/m}^3$;
 Phantom section: Right Section

DASY5 Configuration:

- Probe: EX3DV4 - SN7522; ConvF(7.15, 7.15, 7.15) @2535 MHz;
- Sensor-Surface: 1.4mm (Mechanical Surface Detection)
- Electronics: DAE4 SN1562;Calibrated: 3/3/2020
- Phantom: SAM-Twin V8.0 P1aP2a; Type: QD 000 P41 AA; Serial: 1962
- Measurement SW: DASY52, Version 52.10 (2) ;

Area Scan (101x121x1): Interpolated grid: $dx=1.000 \text{ mm}$, $dy=1.000 \text{ mm}$

Maximum value of SAR (interpolated) = 0.0331 W/kg

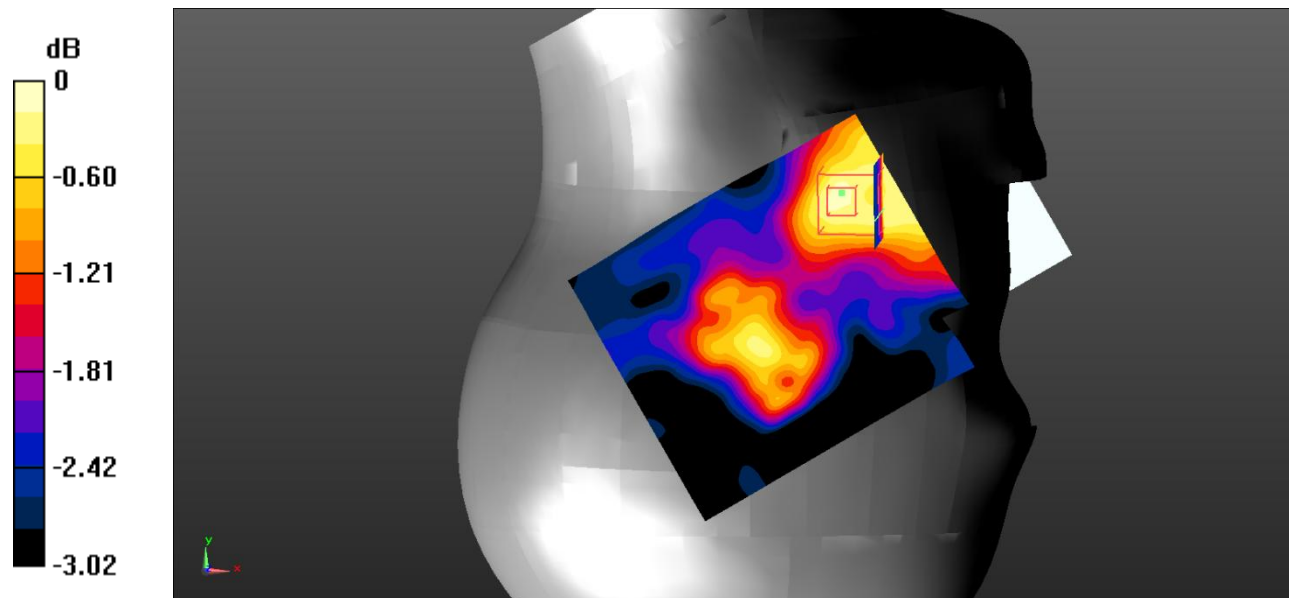
Zoom Scan (7x7x7)/Cube 0: Measurement grid: $dx=5\text{mm}$, $dy=5\text{mm}$, $dz=5\text{mm}$

Reference Value = 2.965 V/m; Power Drift = 0.04 dB

Peak SAR (extrapolated) = 0.0440 W/kg

SAR(1 g) = 0.033 W/kg; SAR(10 g) = 0.027 W/kg

Maximum value of SAR (measured) = 0.0338 W/kg



0 dB = 0.0338 W/kg = -14.71 dBW/kg

Test Plot 66#: LTE Band 7_Head Right Tilt_50%RB_Middle

DUT: Mobile Phone; Type: LS5018F; Serial: RSZ200522009-SA-S3;

Communication System: Generic FDD-LTE; Frequency: 2535 MHz;Duty Cycle: 1:1
 Medium parameters used: $f = 2535 \text{ MHz}$; $\sigma = 1.926 \text{ S/m}$; $\epsilon_r = 38.299$; $\rho = 1000 \text{ kg/m}^3$;
 Phantom section: Right Section

DASY5 Configuration:

- Probe: EX3DV4 - SN7522; ConvF(7.15, 7.15, 7.15) @2535 MHz;
- Sensor-Surface: 1.4mm (Mechanical Surface Detection)
- Electronics: DAE4 SN1562;Calibrated: 3/3/2020
- Phantom: SAM-Twin V8.0 P1aP2a; Type: QD 000 P41 AA; Serial: 1962
- Measurement SW: DASY52, Version 52.10 (2) ;

Area Scan (101x121x1): Interpolated grid: $dx=1.000 \text{ mm}$, $dy=1.000 \text{ mm}$

Maximum value of SAR (interpolated) = 0.0296 W/kg

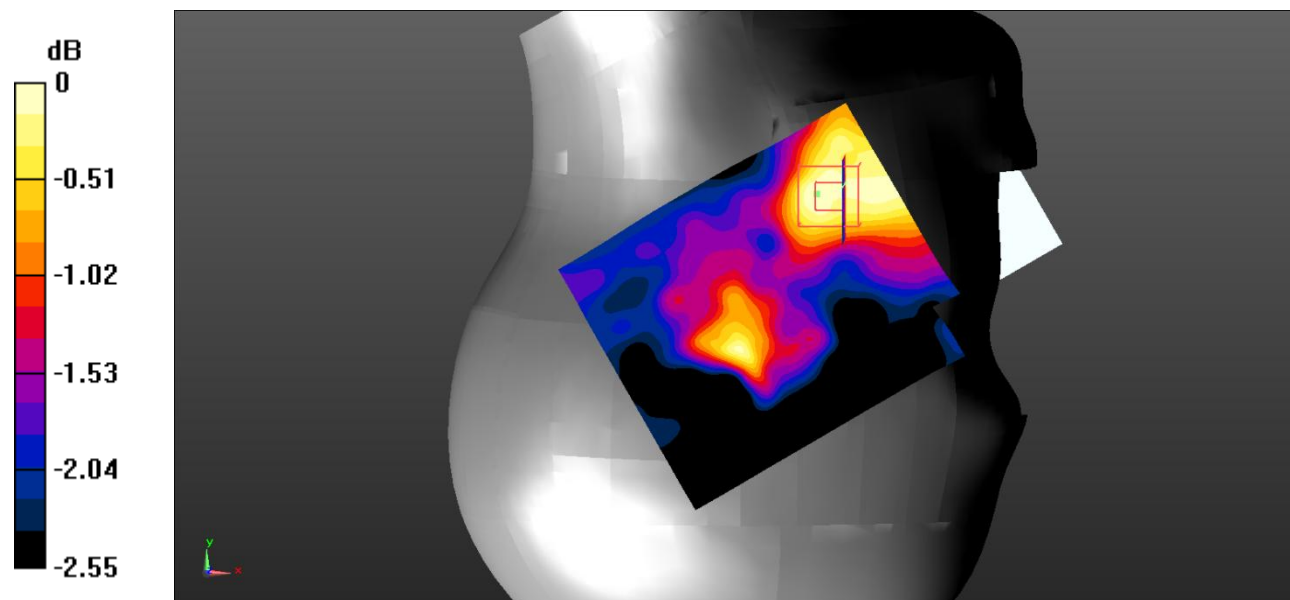
Zoom Scan (7x7x7)/Cube 0: Measurement grid: $dx=5\text{mm}$, $dy=5\text{mm}$, $dz=5\text{mm}$

Reference Value = 3.203 V/m; Power Drift = 0.05 dB

Peak SAR (extrapolated) = 0.0390 W/kg

SAR(1 g) = 0.029 W/kg; SAR(10 g) = 0.024 W/kg

Maximum value of SAR (measured) = 0.0294 W/kg



0 dB = 0.0294 W/kg = -15.32 dBW/kg

Test Plot 67#: LTE Band 7_Body Back_1RB_Middle

DUT: Mobile Phone; Type: LS5018F; Serial: RSZ200522009-SA-S3;

Communication System: Generic FDD-LTE; Frequency: 2535 MHz;Duty Cycle: 1:1
 Medium parameters used: $f = 2535 \text{ MHz}$; $\sigma = 1.926 \text{ S/m}$; $\epsilon_r = 38.299$; $\rho = 1000 \text{ kg/m}^3$;
 Phantom section: Flat Section

DASY5 Configuration:

- Probe: EX3DV4 - SN7522; ConvF(7.15, 7.15, 7.15) @2535 MHz;
- Sensor-Surface: 1.4mm (Mechanical Surface Detection)
- Electronics: DAE4 SN1562;Calibrated: 3/3/2020
- Phantom: SAM-Twin V8.0 P1aP2a; Type: QD 000 P41 AA; Serial: 1962
- Measurement SW: DASY52, Version 52.10 (2) ;

Area Scan (101x121x1): Interpolated grid: $dx=1.000 \text{ mm}$, $dy=1.000 \text{ mm}$

Maximum value of SAR (interpolated) = 0.147 W/kg

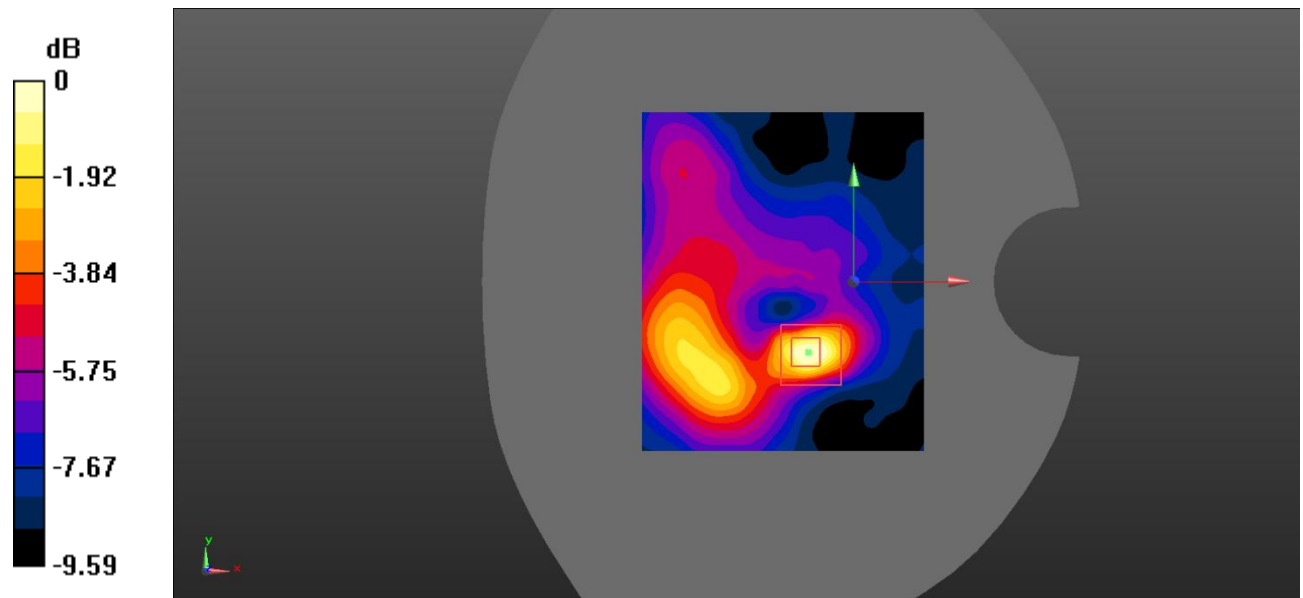
Zoom Scan (7x7x7)/Cube 0: Measurement grid: $dx=5\text{mm}$, $dy=5\text{mm}$, $dz=5\text{mm}$

Reference Value = 4.537 V/m; Power Drift = 0.06 dB

Peak SAR (extrapolated) = 0.290 W/kg

SAR(1 g) = 0.119 W/kg; SAR(10 g) = 0.053 W/kg

Maximum value of SAR (measured) = 0.135 W/kg



0 dB = 0.135 W/kg = -8.70 dBW/kg

Test Plot 68#: LTE Band 7_Body Back_50%RB_Middle

DUT: Mobile Phone; Type: LS5018F; Serial: RSZ200522009-SA-S3;

Communication System: Generic FDD-LTE; Frequency: 2535 MHz; Duty Cycle: 1:1
 Medium parameters used: $f = 2535 \text{ MHz}$; $\sigma = 1.926 \text{ S/m}$; $\epsilon_r = 38.299$; $\rho = 1000 \text{ kg/m}^3$;
 Phantom section: Flat Section

DASY5 Configuration:

- Probe: EX3DV4 - SN7522; ConvF(7.15, 7.15, 7.15) @2535 MHz;
- Sensor-Surface: 1.4mm (Mechanical Surface Detection)
- Electronics: DAE4 SN1562; Calibrated: 3/3/2020
- Phantom: SAM-Twin V8.0 P1aP2a; Type: QD 000 P41 AA; Serial: 1962
- Measurement SW: DASY52, Version 52.10 (2) ;

Area Scan (101x121x1): Interpolated grid: $dx=1.000 \text{ mm}$, $dy=1.000 \text{ mm}$

Maximum value of SAR (interpolated) = 0.110 W/kg

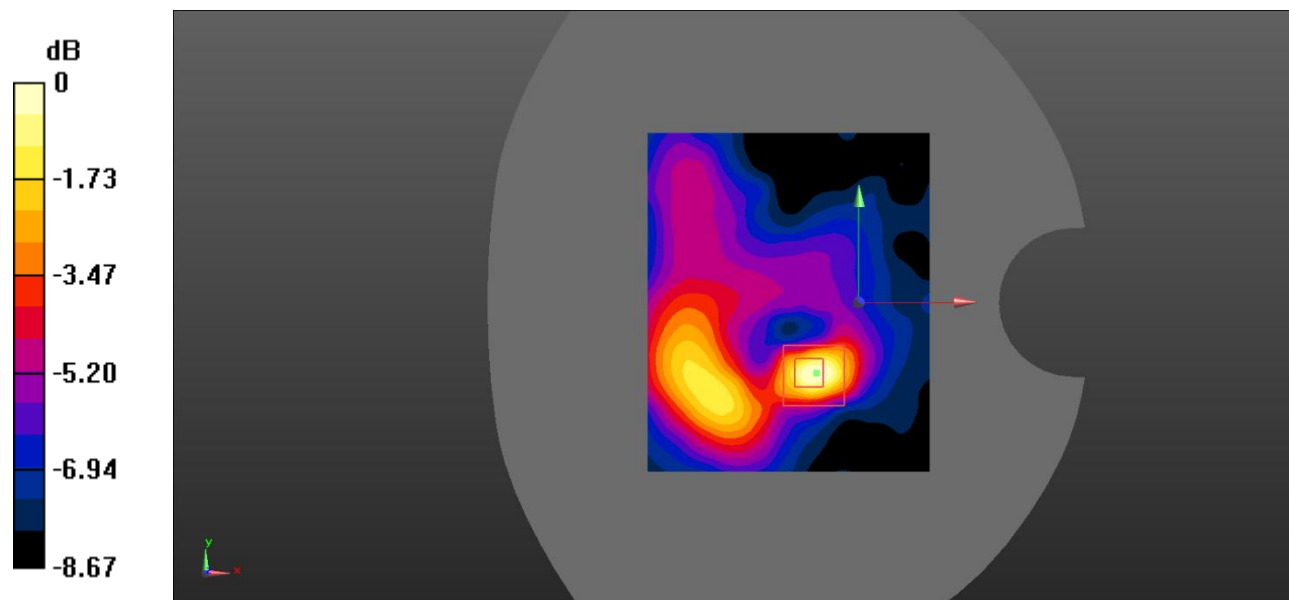
Zoom Scan (7x7x7)/Cube 0: Measurement grid: $dx=5\text{mm}$, $dy=5\text{mm}$, $dz=5\text{mm}$

Reference Value = 3.664 V/m; Power Drift = 0.05 dB

Peak SAR (extrapolated) = 0.239 W/kg

SAR(1 g) = 0.095 W/kg; SAR(10 g) = 0.043 W/kg

Maximum value of SAR (measured) = 0.105 W/kg



0 dB = 0.105 W/kg = -9.79 dBW/kg

Test Plot 69#: LTE Band 7_Body Left_1RB_Middle

DUT: Mobile Phone; Type: LS5018F; Serial: RSZ200522009-SA-S3;

Communication System: Generic FDD-LTE; Frequency: 2535 MHz;Duty Cycle: 1:1
 Medium parameters used: $f = 2535 \text{ MHz}$; $\sigma = 1.926 \text{ S/m}$; $\epsilon_r = 38.299$; $\rho = 1000 \text{ kg/m}^3$;
 Phantom section: Flat Section

DASY5 Configuration:

- Probe: EX3DV4 - SN7522; ConvF(7.15, 7.15, 7.15) @2535 MHz;
- Sensor-Surface: 1.4mm (Mechanical Surface Detection)
- Electronics: DAE4 SN1562;Calibrated: 3/3/2020
- Phantom: SAM-Twin V8.0 P1aP2a; Type: QD 000 P41 AA; Serial: 1962
- Measurement SW: DASY52, Version 52.10 (2) ;

Area Scan (101x121x1): Interpolated grid: $dx=1.000 \text{ mm}$, $dy=1.000 \text{ mm}$

Maximum value of SAR (interpolated) = 0.0349 W/kg

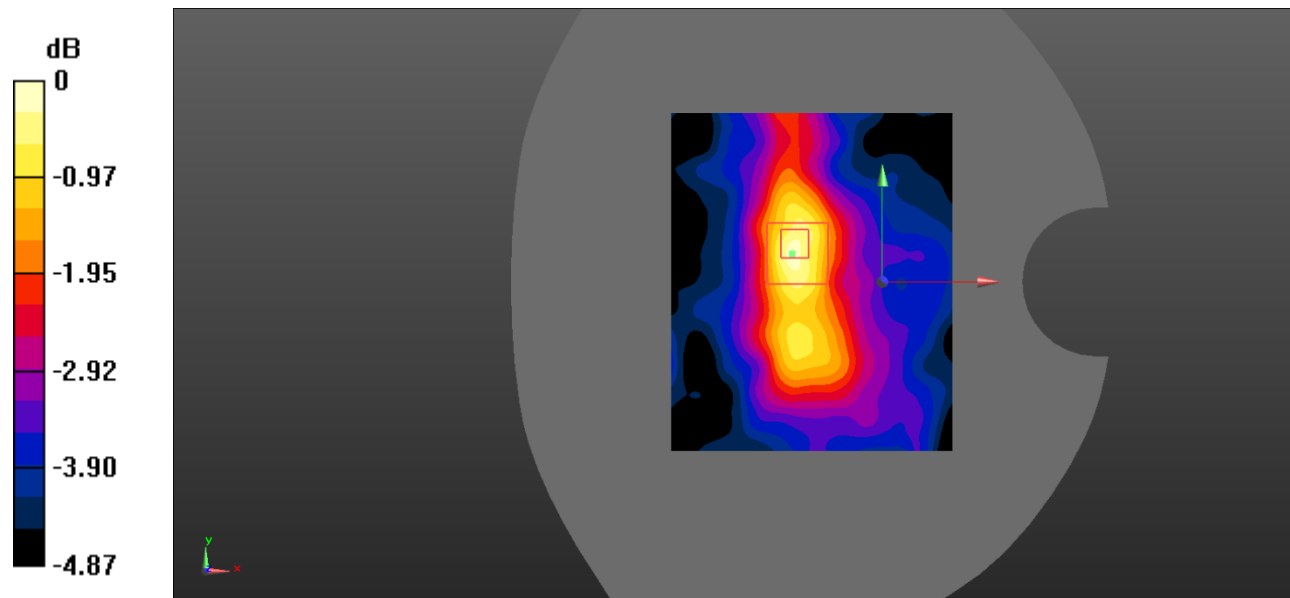
Zoom Scan (7x7x7)/Cube 0: Measurement grid: $dx=5\text{mm}$, $dy=5\text{mm}$, $dz=5\text{mm}$

Reference Value = 3.097 V/m; Power Drift = 0.07 dB

Peak SAR (extrapolated) = 0.0610 W/kg

SAR(1 g) = 0.035 W/kg; SAR(10 g) = 0.024 W/kg

Maximum value of SAR (measured) = 0.0364 W/kg



0 dB = 0.0364 W/kg = -14.39 dBW/kg

Test Plot 70#: LTE Band 7_Body Left_50%RB_Middle

DUT: Mobile Phone; Type: LS5018F; Serial: RSZ200522009-SA-S3;

Communication System: Generic FDD-LTE; Frequency: 2535 MHz;Duty Cycle: 1:1
 Medium parameters used: $f = 2535 \text{ MHz}$; $\sigma = 1.926 \text{ S/m}$; $\epsilon_r = 38.299$; $\rho = 1000 \text{ kg/m}^3$;
 Phantom section: Flat Section

DASY5 Configuration:

- Probe: EX3DV4 - SN7522; ConvF(7.15, 7.15, 7.15) @2535 MHz;
- Sensor-Surface: 1.4mm (Mechanical Surface Detection)
- Electronics: DAE4 SN1562;Calibrated: 3/3/2020
- Phantom: SAM-Twin V8.0 P1aP2a; Type: QD 000 P41 AA; Serial: 1962
- Measurement SW: DASY52, Version 52.10 (2) ;

Area Scan (101x121x1): Interpolated grid: $dx=1.000 \text{ mm}$, $dy=1.000 \text{ mm}$

Maximum value of SAR (interpolated) = 0.0294 W/kg

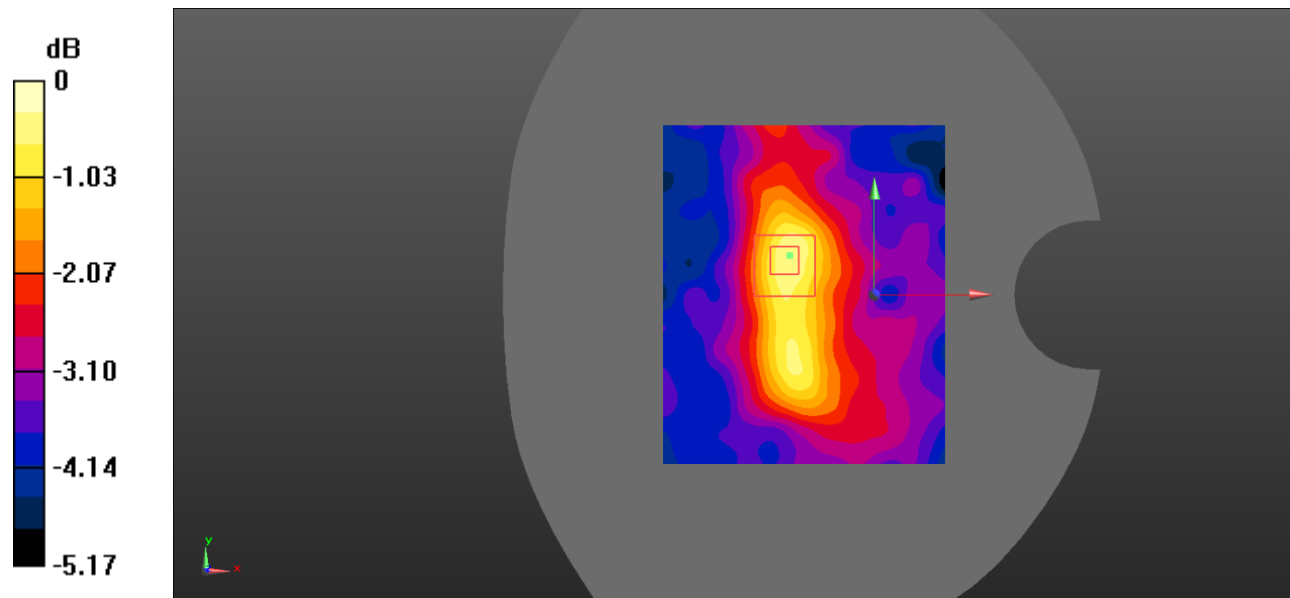
Zoom Scan (7x7x7)/Cube 0: Measurement grid: $dx=5\text{mm}$, $dy=5\text{mm}$, $dz=5\text{mm}$

Reference Value = 3.414 V/m; Power Drift = 0.02 dB

Peak SAR (extrapolated) = 0.0520 W/kg

SAR(1 g) = 0.030 W/kg; SAR(10 g) = 0.022 W/kg

Maximum value of SAR (measured) = 0.0318 W/kg



0 dB = 0.0318 W/kg = -14.98 dBW/kg

Test Plot 71#: LTE Band 7_Body Bottom_1RB_Middle

DUT: Mobile Phone; Type: LS5018F; Serial: RSZ200522009-SA-S3;

Communication System: Generic FDD-LTE; Frequency: 2535 MHz; Duty Cycle: 1:1
 Medium parameters used: $f = 2535 \text{ MHz}$; $\sigma = 1.926 \text{ S/m}$; $\epsilon_r = 38.299$; $\rho = 1000 \text{ kg/m}^3$;
 Phantom section: Flat Section

DASY5 Configuration:

- Probe: EX3DV4 - SN7522; ConvF(7.15, 7.15, 7.15) @2535 MHz;
- Sensor-Surface: 1.4mm (Mechanical Surface Detection)
- Electronics: DAE4 SN1562; Calibrated: 3/3/2020
- Phantom: SAM-Twin V8.0 P1aP2a; Type: QD 000 P41 AA; Serial: 1962
- Measurement SW: DASY52, Version 52.10 (2) ;

Area Scan (101x121x1): Interpolated grid: $dx=1.000 \text{ mm}$, $dy=1.000 \text{ mm}$

Maximum value of SAR (interpolated) = 0.350 W/kg

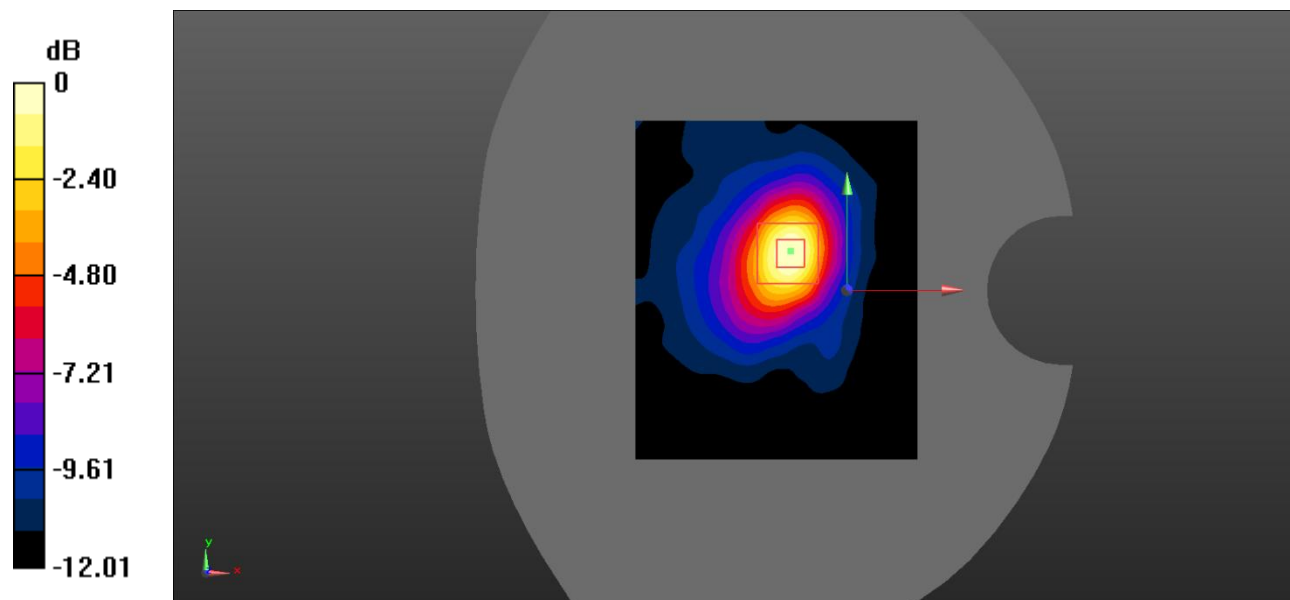
Zoom Scan (7x7x7)/Cube 0: Measurement grid: $dx=5\text{mm}$, $dy=5\text{mm}$, $dz=5\text{mm}$

Reference Value = 9.344 V/m; Power Drift = 0.14 dB

Peak SAR (extrapolated) = 0.545 W/kg

SAR(1 g) = 0.282 W/kg; SAR(10 g) = 0.137 W/kg

Maximum value of SAR (measured) = 0.319 W/kg



0 dB = 0.319 W/kg = -4.96 dBW/kg

Test Plot 72#: LTE Band 7_Body Bottom_50%RB_Middle

DUT: Mobile Phone; Type: LS5018F; Serial: RSZ200522009-SA-S3;

Communication System: Generic FDD-LTE; Frequency: 2535 MHz;Duty Cycle: 1:1
 Medium parameters used: $f = 2535 \text{ MHz}$; $\sigma = 1.926 \text{ S/m}$; $\epsilon_r = 38.299$; $\rho = 1000 \text{ kg/m}^3$;
 Phantom section: Flat Section

DASY5 Configuration:

- Probe: EX3DV4 - SN7522; ConvF(7.15, 7.15, 7.15) @2535 MHz;
- Sensor-Surface: 1.4mm (Mechanical Surface Detection)
- Electronics: DAE4 SN1562;Calibrated: 3/3/2020
- Phantom: SAM-Twin V8.0 P1aP2a; Type: QD 000 P41 AA; Serial: 1962
- Measurement SW: DASY52, Version 52.10 (2) ;

Area Scan (101x121x1): Interpolated grid: $dx=1.000 \text{ mm}$, $dy=1.000 \text{ mm}$

Maximum value of SAR (interpolated) = 0.255 W/kg

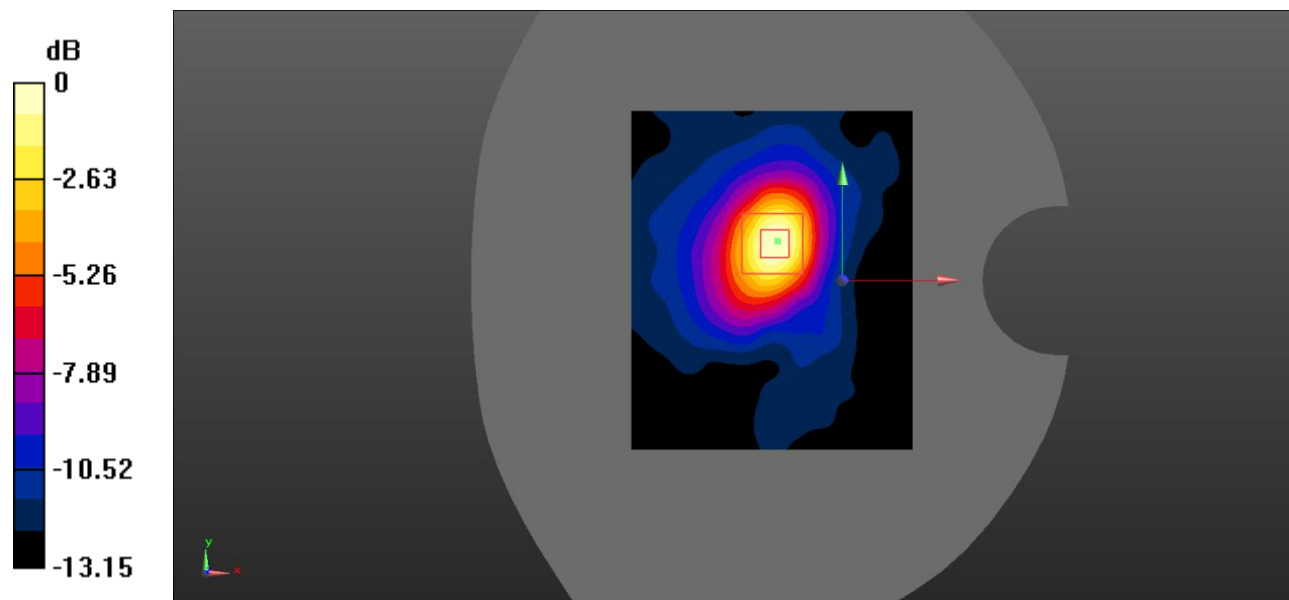
Zoom Scan (7x7x7)/Cube 0: Measurement grid: $dx=5\text{mm}$, $dy=5\text{mm}$, $dz=5\text{mm}$

Reference Value = 8.113 V/m; Power Drift = 0.04 dB

Peak SAR (extrapolated) = 0.419 W/kg

SAR(1 g) = 0.217 W/kg; SAR(10 g) = 0.105 W/kg

Maximum value of SAR (measured) = 0.243 W/kg



0 dB = 0.243 W/kg = -6.14 dBW/kg

Test Plot 73#: LTE Band 66_Head Left Cheek_1RB_Middle

DUT: Mobile Phone; Type: LS5018F; Serial: RSZ200522009-SA-S3;

Communication System: Generic FDD-LTE; Frequency: 1745 MHz;Duty Cycle: 1:1
 Medium parameters used: $f = 1745 \text{ MHz}$; $\sigma = 1.363 \text{ S/m}$; $\epsilon_r = 40.353$; $\rho = 1000 \text{ kg/m}^3$;
 Phantom section: Left Section

DASY5 Configuration:

- Probe: EX3DV4 - SN7522; ConvF(8.21, 8.21, 8.21) @1745 MHz;
- Sensor-Surface: 1.4mm (Mechanical Surface Detection)
- Electronics: DAE4 SN1562;Calibrated: 3/3/2020
- Phantom: SAM-Twin V8.0 P1aP2a; Type: QD 000 P41 AA; Serial: 1962
- Measurement SW: DASY52, Version 52.10 (2) ;

Area Scan (71x91x1): Interpolated grid: $dx=1.500 \text{ mm}$, $dy=1.500 \text{ mm}$

Maximum value of SAR (interpolated) = 0.0948 W/kg

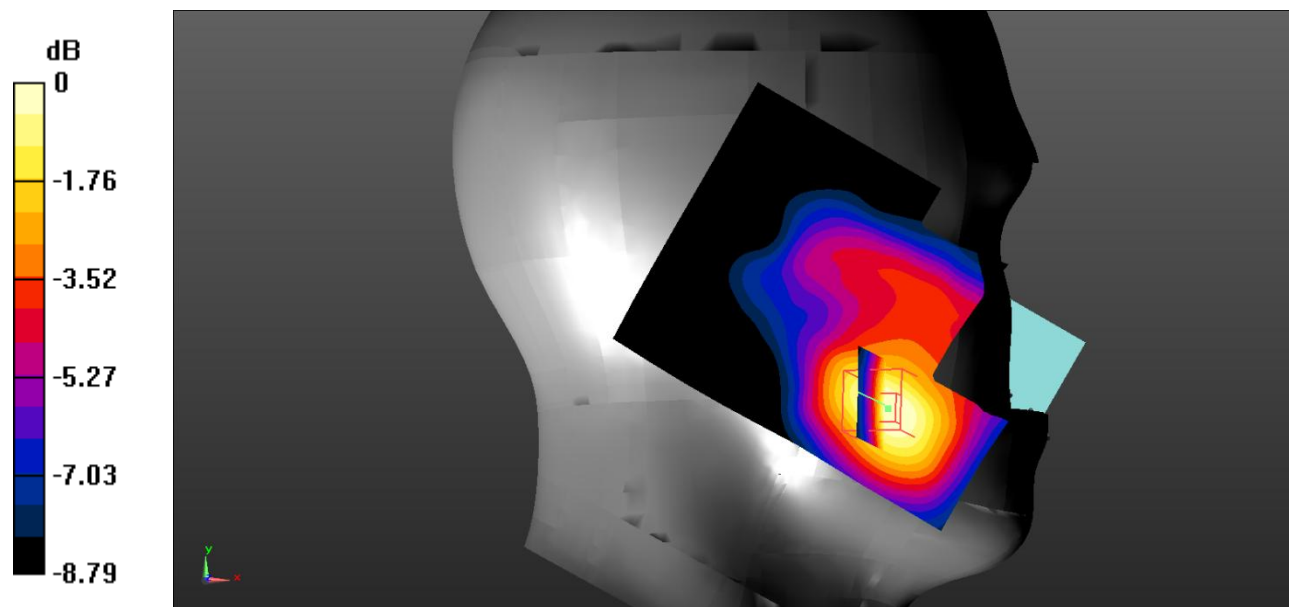
Zoom Scan (5x5x7)/Cube 0: Measurement grid: $dx=8\text{mm}$, $dy=8\text{mm}$, $dz=5\text{mm}$

Reference Value = 2.780 V/m; Power Drift = 0.07 dB

Peak SAR (extrapolated) = 0.130 W/kg

SAR(1 g) = 0.089 W/kg; SAR(10 g) = 0.057 W/kg

Maximum value of SAR (measured) = 0.0925 W/kg



0 dB = 0.0925 W/kg = -10.34 dBW/kg

Test Plot 74#: LTE Band 66_Head Left Cheek_50%RB_Middle**DUT: Mobile Phone; Type: LS5018F; Serial: RSZ200522009-SA-S3;**

Communication System: Generic FDD-LTE; Frequency: 1745 MHz; Duty Cycle: 1:1
Medium parameters used: $f = 1745$ MHz; $\sigma = 1.363$ S/m; $\epsilon_r = 40.353$; $\rho = 1000$ kg/m³ ;
Phantom section: Left Section

DASY5 Configuration:

- Probe: EX3DV4 - SN7522; ConvF(8.21, 8.21, 8.21) @ 1745 MHz;
- Sensor-Surface: 1.4mm (Mechanical Surface Detection)
- Electronics: DAE4 SN1562; Calibrated: 3/3/2020
- Phantom: SAM-Twin V8.0 P1aP2a; Type: QD 000 P41 AA; Serial: 1962
- Measurement SW: DASY52, Version 52.10 (2) ;

Area Scan (71x91x1): Interpolated grid: dx=1.500 mm, dy=1.500 mm

Maximum value of SAR (interpolated) = 0.0757 W/kg

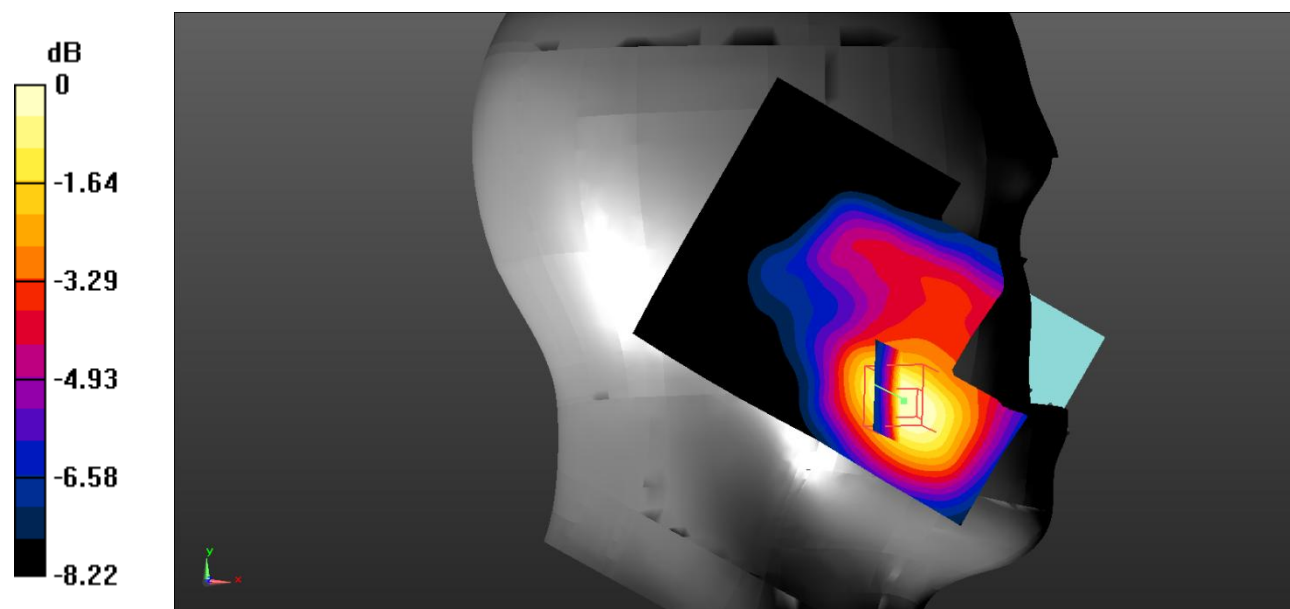
Zoom Scan (5x5x7)/Cube 0: Measurement grid: dx=8mm, dy=8mm, dz=5mm

Reference Value = 2.736 V/m; Power Drift = 0.01 dB

Peak SAR (extrapolated) = 0.0990 W/kg

SAR(1 g) = 0.071 W/kg; SAR(10 g) = 0.046 W/kg

Maximum value of SAR (measured) = 0.0730 W/kg



0 dB = 0.0730 W/kg = -11.37 dBW/kg

Test Plot 75#: LTE Band 66_Head Left Tilt_1RB_Middle

DUT: Mobile Phone; Type: LS5018F; Serial: RSZ200522009-SA-S3;

Communication System: Generic FDD-LTE; Frequency: 1745 MHz; Duty Cycle: 1:1
 Medium parameters used: $f = 1745 \text{ MHz}$; $\sigma = 1.363 \text{ S/m}$; $\epsilon_r = 40.353$; $\rho = 1000 \text{ kg/m}^3$;
 Phantom section: Left Section

DASY5 Configuration:

- Probe: EX3DV4 - SN7522; ConvF(8.21, 8.21, 8.21) @ 1745 MHz;
- Sensor-Surface: 1.4mm (Mechanical Surface Detection)
- Electronics: DAE4 SN1562; Calibrated: 3/3/2020
- Phantom: SAM-Twin V8.0 P1aP2a; Type: QD 000 P41 AA; Serial: 1962
- Measurement SW: DASY52, Version 52.10 (2) ;

Area Scan (71x91x1): Interpolated grid: $dx=1.500 \text{ mm}$, $dy=1.500 \text{ mm}$

Maximum value of SAR (interpolated) = 0.0286 W/kg

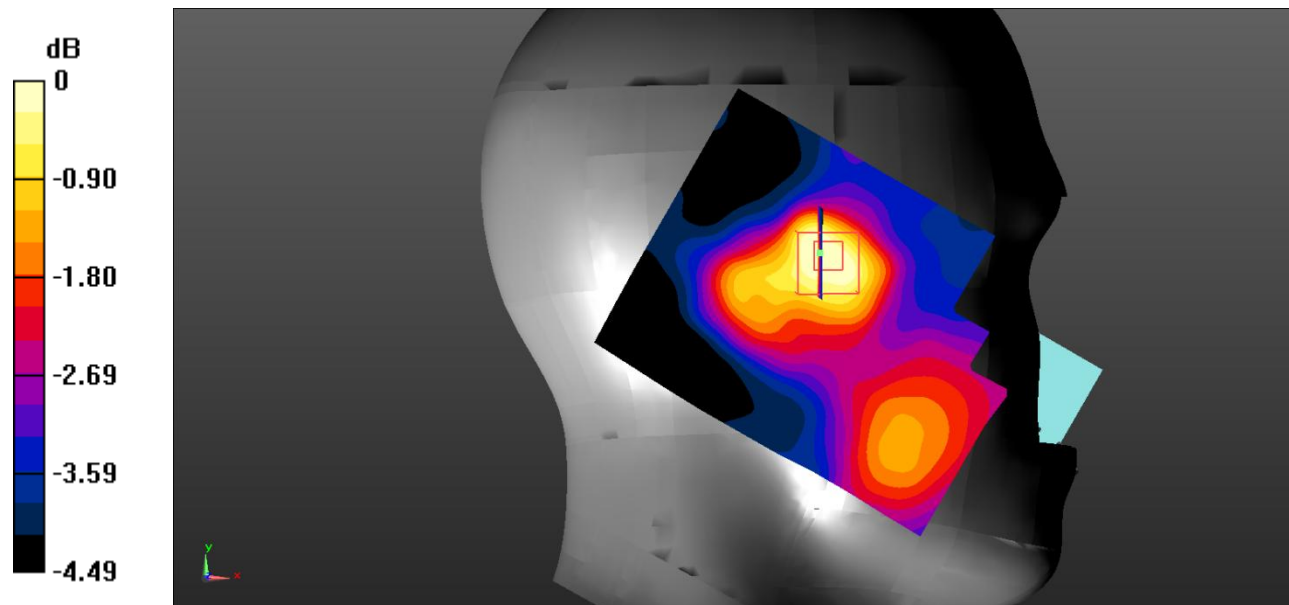
Zoom Scan (5x5x7)/Cube 0: Measurement grid: $dx=8\text{mm}$, $dy=8\text{mm}$, $dz=5\text{mm}$

Reference Value = 3.797 V/m; Power Drift = 0.04 dB

Peak SAR (extrapolated) = 0.0360 W/kg

SAR(1 g) = 0.026 W/kg; SAR(10 g) = 0.019 W/kg

Maximum value of SAR (measured) = 0.0262 W/kg



0 dB = 0.0262 W/kg = -15.82 dBW/kg

Test Plot 76#: LTE Band 66_Head Left Tilt_50%RB_Middle

DUT: Mobile Phone; Type: LS5018F; Serial: RSZ200522009-SA-S3;

Communication System: Generic FDD-LTE; Frequency: 1745 MHz; Duty Cycle: 1:1
 Medium parameters used: $f = 1745 \text{ MHz}$; $\sigma = 1.363 \text{ S/m}$; $\epsilon_r = 40.353$; $\rho = 1000 \text{ kg/m}^3$;
 Phantom section: Left Section

DASY5 Configuration:

- Probe: EX3DV4 - SN7522; ConvF(8.21, 8.21, 8.21) @ 1745 MHz;
- Sensor-Surface: 1.4mm (Mechanical Surface Detection)
- Electronics: DAE4 SN1562; Calibrated: 3/3/2020
- Phantom: SAM-Twin V8.0 P1aP2a; Type: QD 000 P41 AA; Serial: 1962
- Measurement SW: DASY52, Version 52.10 (2) ;

Area Scan (71x91x1): Interpolated grid: $dx=1.500 \text{ mm}$, $dy=1.500 \text{ mm}$

Maximum value of SAR (interpolated) = 0.0240 W/kg

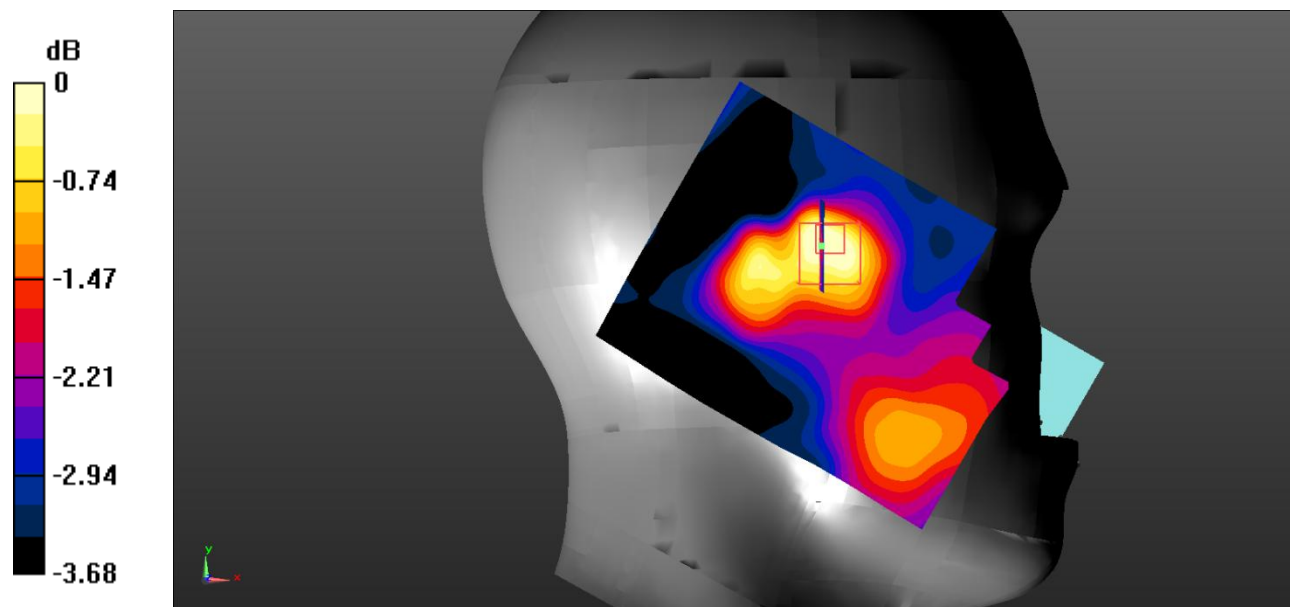
Zoom Scan (5x5x7)/Cube 0: Measurement grid: $dx=8\text{mm}$, $dy=8\text{mm}$, $dz=5\text{mm}$

Reference Value = 3.482 V/m; Power Drift = 0.07 dB

Peak SAR (extrapolated) = 0.0380 W/kg

SAR(1 g) = 0.022 W/kg; SAR(10 g) = 0.017 W/kg

Maximum value of SAR (measured) = 0.0219 W/kg



0 dB = 0.0219 W/kg = -16.60 dBW/kg

Test Plot 77#: LTE Band 66_Head Right Cheek_1RB_Middle

DUT: Mobile Phone; Type: LS5018F; Serial: RSZ200522009-SA-S3;

Communication System: Generic FDD-LTE; Frequency: 1745 MHz; Duty Cycle: 1:1
 Medium parameters used: $f = 1745 \text{ MHz}$; $\sigma = 1.363 \text{ S/m}$; $\epsilon_r = 40.353$; $\rho = 1000 \text{ kg/m}^3$;
 Phantom section: Right Section

DASY5 Configuration:

- Probe: EX3DV4 - SN7522; ConvF(8.21, 8.21, 8.21) @1745 MHz;
- Sensor-Surface: 1.4mm (Mechanical Surface Detection)
- Electronics: DAE4 SN1562; Calibrated: 3/3/2020
- Phantom: SAM-Twin V8.0 P1aP2a; Type: QD 000 P41 AA; Serial: 1962
- Measurement SW: DASY52, Version 52.10 (2) ;

Area Scan (71x91x1): Interpolated grid: $dx=1.500 \text{ mm}$, $dy=1.500 \text{ mm}$

Maximum value of SAR (interpolated) = 0.0581 W/kg

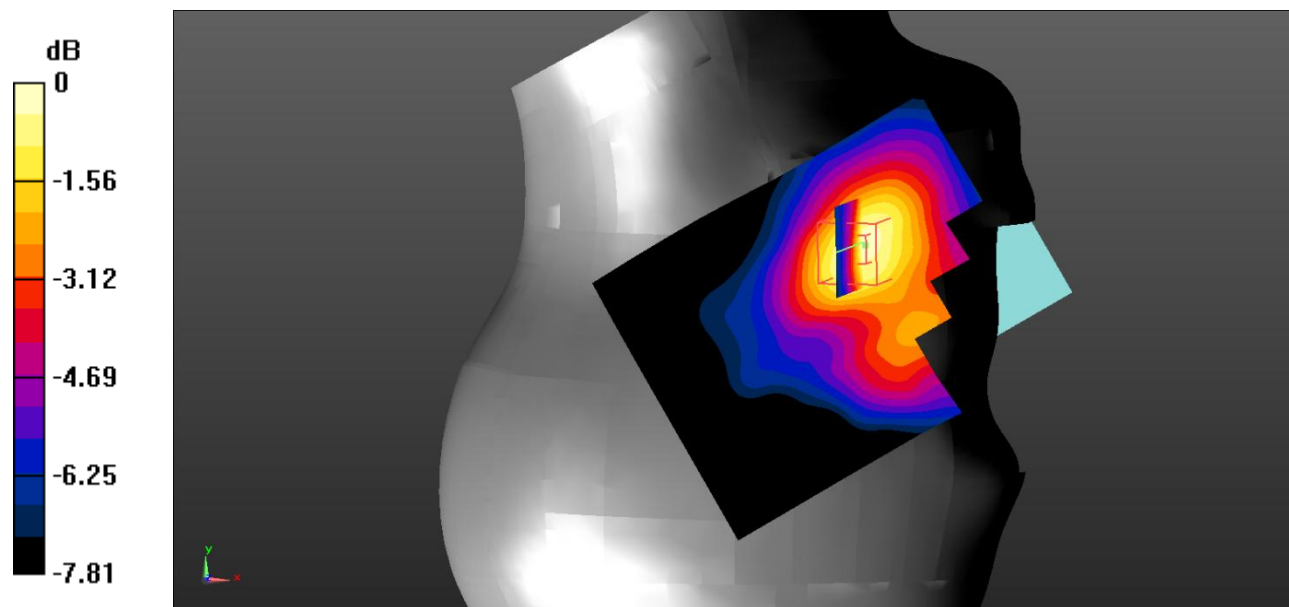
Zoom Scan (5x5x7)/Cube 0: Measurement grid: $dx=8\text{mm}$, $dy=8\text{mm}$, $dz=5\text{mm}$

Reference Value = 2.750 V/m; Power Drift = 0.05 dB

Peak SAR (extrapolated) = 0.0840 W/kg

SAR(1 g) = 0.058 W/kg; SAR(10 g) = 0.039 W/kg

Maximum value of SAR (measured) = 0.0613 W/kg



0 dB = 0.0613 W/kg = -12.13 dBW/kg

Test Plot 78#: LTE Band 66_Head Right Cheek_50%RB_Middle

DUT: Mobile Phone; Type: LS5018F; Serial: RSZ200522009-SA-S3;

Communication System: Generic FDD-LTE; Frequency: 1745 MHz;Duty Cycle: 1:1
 Medium parameters used: $f = 1745 \text{ MHz}$; $\sigma = 1.363 \text{ S/m}$; $\epsilon_r = 40.353$; $\rho = 1000 \text{ kg/m}^3$;
 Phantom section: Right Section

DASY5 Configuration:

- Probe: EX3DV4 - SN7522; ConvF(8.21, 8.21, 8.21) @1745 MHz;
- Sensor-Surface: 1.4mm (Mechanical Surface Detection)
- Electronics: DAE4 SN1562;Calibrated: 3/3/2020
- Phantom: SAM-Twin V8.0 P1aP2a; Type: QD 000 P41 AA; Serial: 1962
- Measurement SW: DASY52, Version 52.10 (2) ;

Area Scan (71x91x1): Interpolated grid: $dx=1.500 \text{ mm}$, $dy=1.500 \text{ mm}$

Maximum value of SAR (interpolated) = 0.0476 W/kg

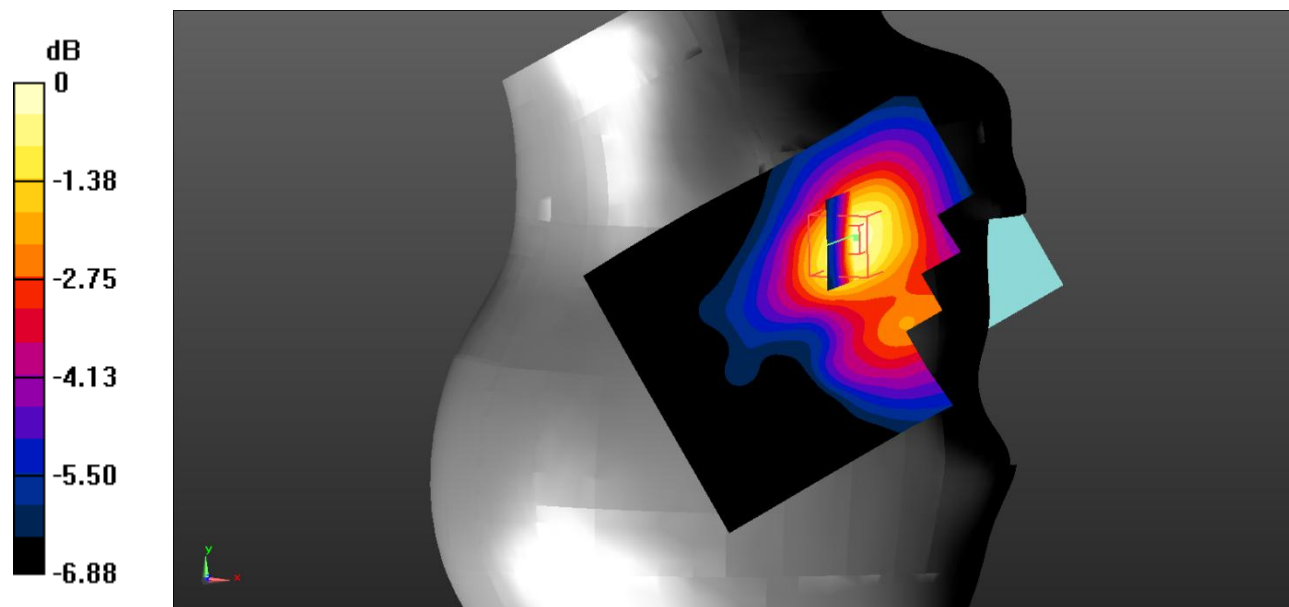
Zoom Scan (5x5x7)/Cube 0: Measurement grid: $dx=8\text{mm}$, $dy=8\text{mm}$, $dz=5\text{mm}$

Reference Value = 2.555 V/m; Power Drift = 0.07 dB

Peak SAR (extrapolated) = 0.0690 W/kg

SAR(1 g) = 0.047 W/kg; SAR(10 g) = 0.032 W/kg

Maximum value of SAR (measured) = 0.0499 W/kg



0 dB = 0.0499 W/kg = -13.02 dBW/kg

Test Plot 79#: LTE Band 66_Head Right Tilt_1RB_Middle

DUT: Mobile Phone; Type: LS5018F; Serial: RSZ200522009-SA-S3;

Communication System: Generic FDD-LTE; Frequency: 1745 MHz;Duty Cycle: 1:1
 Medium parameters used: $f = 1745 \text{ MHz}$; $\sigma = 1.363 \text{ S/m}$; $\epsilon_r = 40.353$; $\rho = 1000 \text{ kg/m}^3$;
 Phantom section: Right Section

DASY5 Configuration:

- Probe: EX3DV4 - SN7522; ConvF(8.21, 8.21, 8.21) @1745 MHz;
- Sensor-Surface: 1.4mm (Mechanical Surface Detection)
- Electronics: DAE4 SN1562;Calibrated: 3/3/2020
- Phantom: SAM-Twin V8.0 P1aP2a; Type: QD 000 P41 AA; Serial: 1962
- Measurement SW: DASY52, Version 52.10 (2) ;

Area Scan (71x91x1): Interpolated grid: $dx=1.500 \text{ mm}$, $dy=1.500 \text{ mm}$

Maximum value of SAR (interpolated) = 0.0292 W/kg

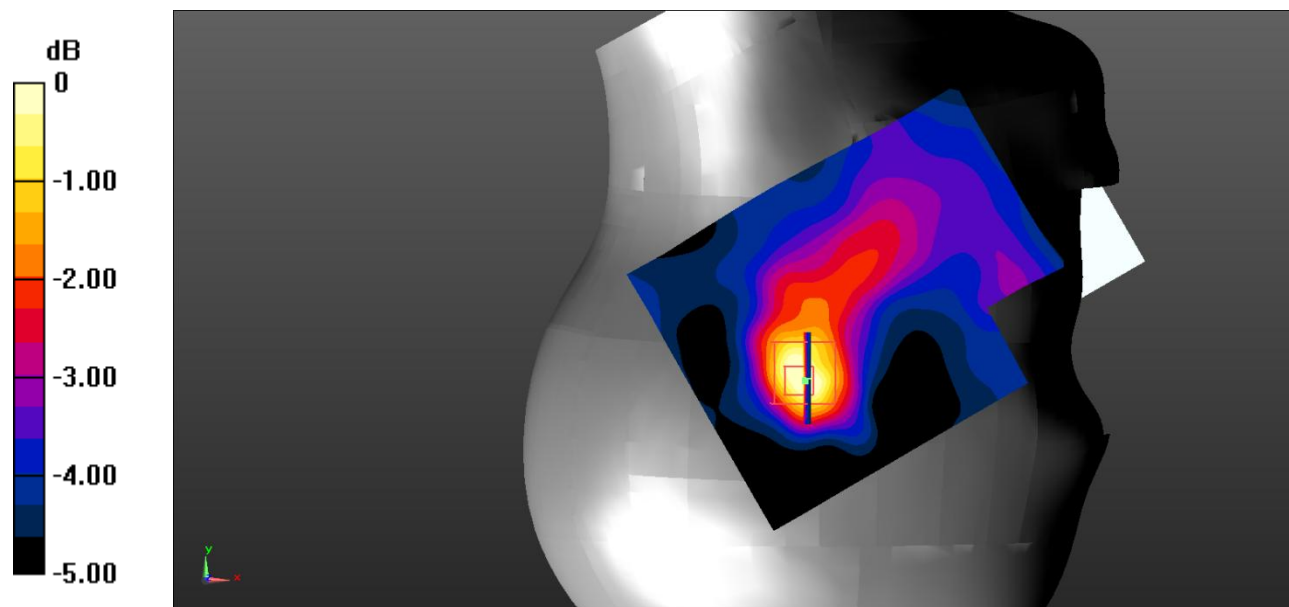
Zoom Scan (5x5x7)/Cube 0: Measurement grid: $dx=8\text{mm}$, $dy=8\text{mm}$, $dz=5\text{mm}$

Reference Value = 4.185 V/m; Power Drift = 0.05 dB

Peak SAR (extrapolated) = 0.0430 W/kg

SAR(1 g) = 0.026 W/kg; SAR(10 g) = 0.018 W/kg

Maximum value of SAR (measured) = 0.0273 W/kg



0 dB = 0.0273 W/kg = -15.64 dBW/kg

Test Plot 80#: LTE Band 66_Head Right Tilt_50%RB_Middle

DUT: Mobile Phone; Type: LS5018F; Serial: RSZ200522009-SA-S3;

Communication System: Generic FDD-LTE; Frequency: 1745 MHz;Duty Cycle: 1:1
 Medium parameters used: $f = 1745 \text{ MHz}$; $\sigma = 1.363 \text{ S/m}$; $\epsilon_r = 40.353$; $\rho = 1000 \text{ kg/m}^3$;
 Phantom section: Right Section

DASY5 Configuration:

- Probe: EX3DV4 - SN7522; ConvF(8.21, 8.21, 8.21) @1745 MHz;
- Sensor-Surface: 1.4mm (Mechanical Surface Detection)
- Electronics: DAE4 SN1562;Calibrated: 3/3/2020
- Phantom: SAM-Twin V8.0 P1aP2a; Type: QD 000 P41 AA; Serial: 1962
- Measurement SW: DASY52, Version 52.10 (2) ;

Area Scan (71x91x1): Interpolated grid: $dx=1.500 \text{ mm}$, $dy=1.500 \text{ mm}$

Maximum value of SAR (interpolated) = 0.0217 W/kg

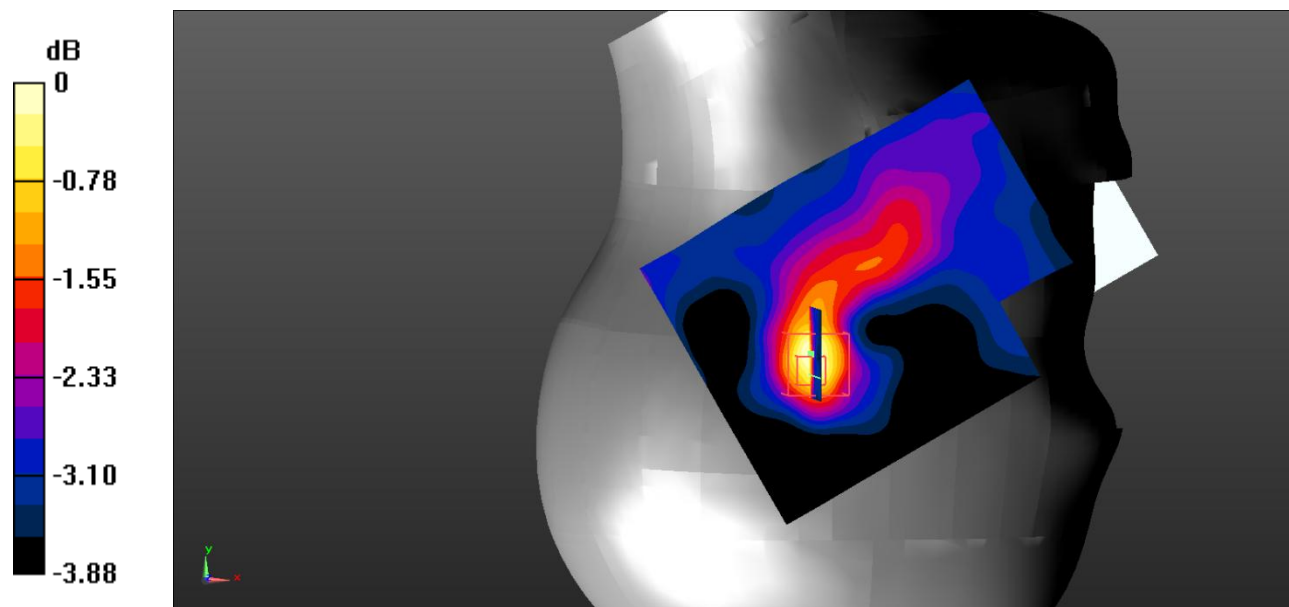
Zoom Scan (5x5x7)/Cube 0: Measurement grid: $dx=8\text{mm}$, $dy=8\text{mm}$, $dz=5\text{mm}$

Reference Value = 3.871 V/m; Power Drift = 0.08 dB

Peak SAR (extrapolated) = 0.0280 W/kg

SAR(1 g) = 0.020 W/kg; SAR(10 g) = 0.015 W/kg

Maximum value of SAR (measured) = 0.0212 W/kg



0 dB = 0.0212 W/kg = -16.74 dBW/kg

Test Plot 81#: LTE Band 66_Body Back_1RB_Middle

DUT: Mobile Phone; Type: LS5018F; Serial: RSZ200522009-SA-S3;

Communication System: Generic FDD-LTE; Frequency: 1745 MHz; Duty Cycle: 1:1
 Medium parameters used: $f = 1745 \text{ MHz}$; $\sigma = 1.363 \text{ S/m}$; $\epsilon_r = 40.353$; $\rho = 1000 \text{ kg/m}^3$;
 Phantom section: Flat Section

DASY5 Configuration:

- Probe: EX3DV4 - SN7522; ConvF(8.21, 8.21, 8.21) @ 1745 MHz;
- Sensor-Surface: 1.4mm (Mechanical Surface Detection)
- Electronics: DAE4 SN1562; Calibrated: 3/3/2020
- Phantom: SAM-Twin V8.0 P1aP2a; Type: QD 000 P41 AA; Serial: 1962
- Measurement SW: DASY52, Version 52.10 (2) ;

Area Scan (71x91x1): Interpolated grid: $dx=1.500 \text{ mm}$, $dy=1.500 \text{ mm}$

Maximum value of SAR (interpolated) = 0.178 W/kg

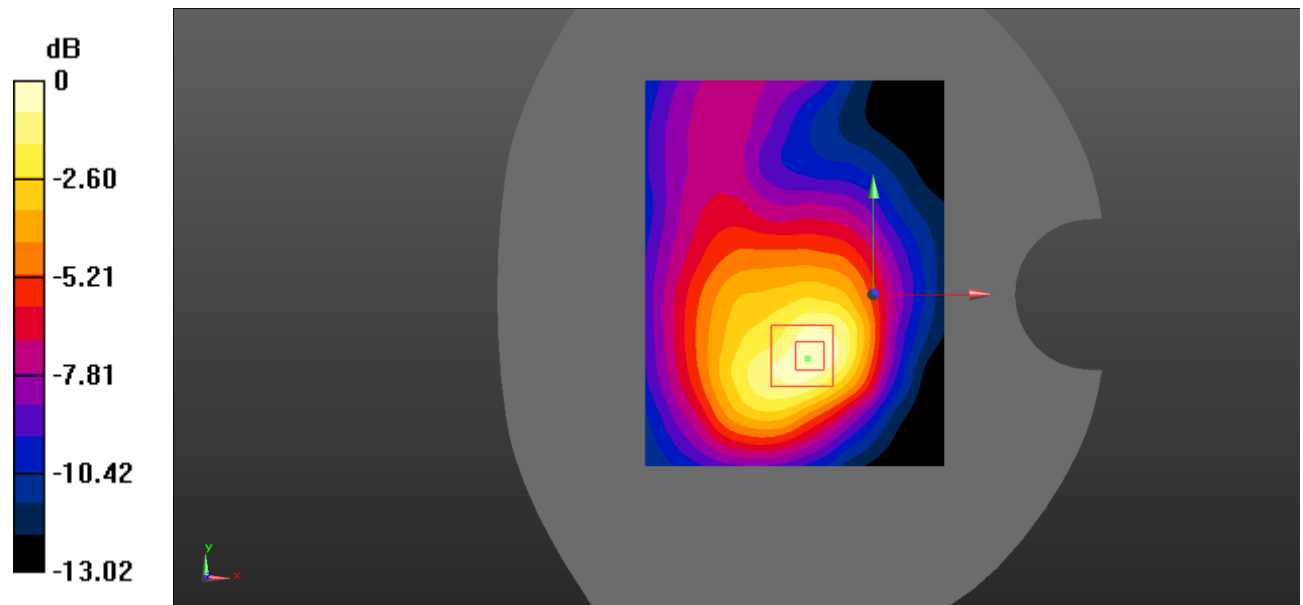
Zoom Scan (5x5x7)/Cube 0: Measurement grid: $dx=8\text{mm}$, $dy=8\text{mm}$, $dz=5\text{mm}$

Reference Value = 8.338 V/m; Power Drift = 0.14 dB

Peak SAR (extrapolated) = 0.274 W/kg

SAR(1 g) = 0.169 W/kg; SAR(10 g) = 0.101 W/kg

Maximum value of SAR (measured) = 0.181 W/kg



0 dB = 0.181 W/kg = -7.42 dBW/kg

Test Plot 82#: LTE Band 66_Body Back_50%RB_Middle

DUT: Mobile Phone; Type: LS5018F; Serial: RSZ200522009-SA-S3;

Communication System: Generic FDD-LTE; Frequency: 1745 MHz;Duty Cycle: 1:1
 Medium parameters used: $f = 1745 \text{ MHz}$; $\sigma = 1.363 \text{ S/m}$; $\epsilon_r = 40.353$; $\rho = 1000 \text{ kg/m}^3$;
 Phantom section: Flat Section

DASY5 Configuration:

- Probe: EX3DV4 - SN7522; ConvF(8.21, 8.21, 8.21) @1745 MHz;
- Sensor-Surface: 1.4mm (Mechanical Surface Detection)
- Electronics: DAE4 SN1562;Calibrated: 3/3/2020
- Phantom: SAM-Twin V8.0 P1aP2a; Type: QD 000 P41 AA; Serial: 1962
- Measurement SW: DASY52, Version 52.10 (2) ;

Area Scan (71x91x1): Interpolated grid: $dx=1.500 \text{ mm}$, $dy=1.500 \text{ mm}$

Maximum value of SAR (interpolated) = 0.151 W/kg

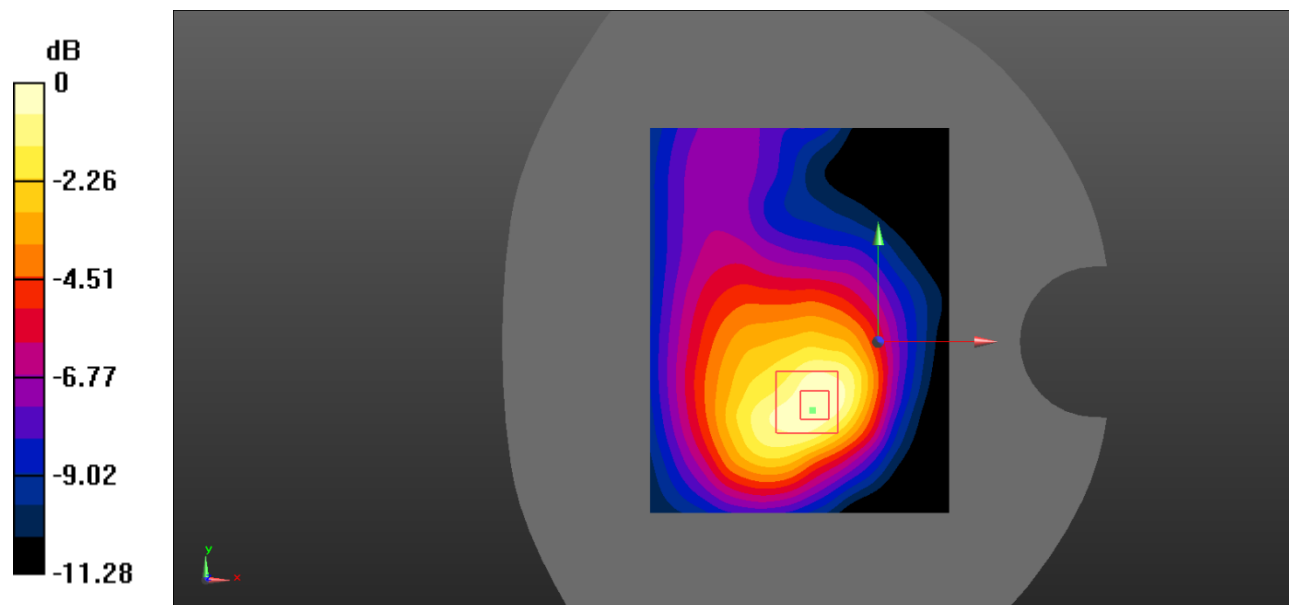
Zoom Scan (5x5x7)/Cube 0: Measurement grid: $dx=8\text{mm}$, $dy=8\text{mm}$, $dz=5\text{mm}$

Reference Value = 7.679 V/m; Power Drift = 0.06 dB

Peak SAR (extrapolated) = 0.223 W/kg

SAR(1 g) = 0.136 W/kg; SAR(10 g) = 0.083 W/kg

Maximum value of SAR (measured) = 0.146 W/kg



0 dB = 0.146 W/kg = -8.36 dBW/kg

Test Plot 83#: LTE Band 66_Body Left_1RB_Middle

DUT: Mobile Phone; Type: LS5018F; Serial: RSZ200522009-SA-S3;

Communication System: Generic FDD-LTE; Frequency: 1745 MHz;Duty Cycle: 1:1
 Medium parameters used: $f = 1745 \text{ MHz}$; $\sigma = 1.363 \text{ S/m}$; $\epsilon_r = 40.353$; $\rho = 1000 \text{ kg/m}^3$;
 Phantom section: Flat Section

DASY5 Configuration:

- Probe: EX3DV4 - SN7522; ConvF(8.21, 8.21, 8.21) @1745 MHz;
- Sensor-Surface: 1.4mm (Mechanical Surface Detection)
- Electronics: DAE4 SN1562;Calibrated: 3/3/2020
- Phantom: SAM-Twin V8.0 P1aP2a; Type: QD 000 P41 AA; Serial: 1962
- Measurement SW: DASY52, Version 52.10 (2) ;

Area Scan (71x91x1): Interpolated grid: $dx=1.500 \text{ mm}$, $dy=1.500 \text{ mm}$

Maximum value of SAR (interpolated) = 0.0443 W/kg

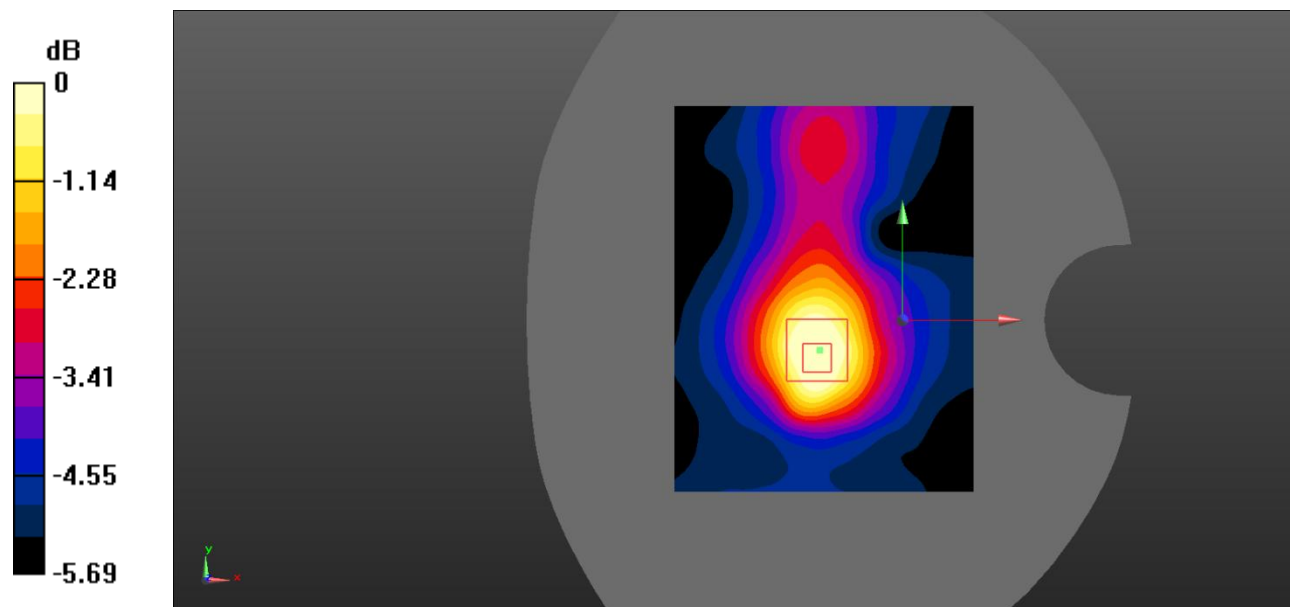
Zoom Scan (5x5x7)/Cube 0: Measurement grid: $dx=8\text{mm}$, $dy=8\text{mm}$, $dz=5\text{mm}$

Reference Value = 2.588 V/m; Power Drift = 0.00 dB

Peak SAR (extrapolated) = 0.0560 W/kg

SAR(1 g) = 0.038 W/kg; SAR(10 g) = 0.027 W/kg

Maximum value of SAR (measured) = 0.0390 W/kg



0 dB = 0.0390 W/kg = -14.09 dBW/kg

Test Plot 84#: LTE Band 66_Body Left_50%RB_Middle

DUT: Mobile Phone; Type: LS5018F; Serial: RSZ200522009-SA-S3;

Communication System: Generic FDD-LTE; Frequency: 1745 MHz; Duty Cycle: 1:1
 Medium parameters used: $f = 1745 \text{ MHz}$; $\sigma = 1.363 \text{ S/m}$; $\epsilon_r = 40.353$; $\rho = 1000 \text{ kg/m}^3$;
 Phantom section: Flat Section

DASY5 Configuration:

- Probe: EX3DV4 - SN7522; ConvF(8.21, 8.21, 8.21) @ 1745 MHz;
- Sensor-Surface: 1.4mm (Mechanical Surface Detection)
- Electronics: DAE4 SN1562; Calibrated: 3/3/2020
- Phantom: SAM-Twin V8.0 P1aP2a; Type: QD 000 P41 AA; Serial: 1962
- Measurement SW: DASY52, Version 52.10 (2) ;

Area Scan (71x91x1): Interpolated grid: $dx=1.500 \text{ mm}$, $dy=1.500 \text{ mm}$

Maximum value of SAR (interpolated) = 0.0356 W/kg

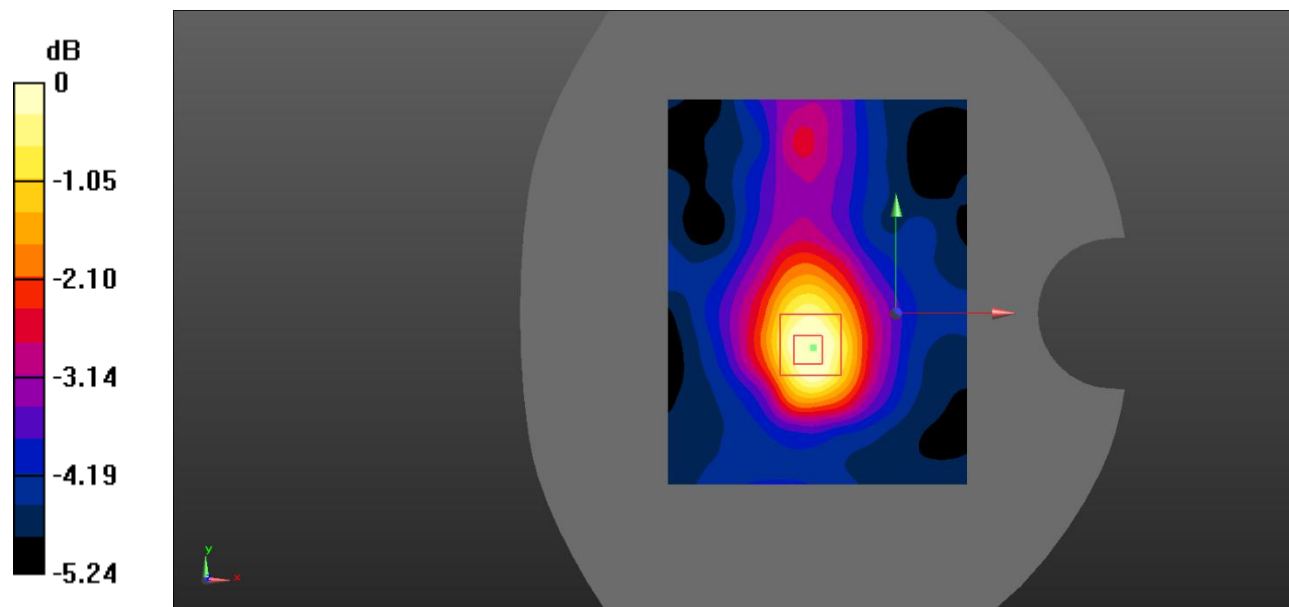
Zoom Scan (5x5x7)/Cube 0: Measurement grid: $dx=8\text{mm}$, $dy=8\text{mm}$, $dz=5\text{mm}$

Reference Value = 4.598 V/m; Power Drift = 0.04 dB

Peak SAR (extrapolated) = 0.0470 W/kg

SAR(1 g) = 0.032 W/kg; SAR(10 g) = 0.023 W/kg

Maximum value of SAR (measured) = 0.0327 W/kg



0 dB = 0.0327 W/kg = -14.85 dBW/kg

Test Plot 85#: LTE Band 66_Body Bottom_1RB_Middle

DUT: Mobile Phone; Type: LS5018F; Serial: RSZ200522009-SA-S3;

Communication System: Generic FDD-LTE; Frequency: 1745 MHz;Duty Cycle: 1:1
 Medium parameters used: $f = 1745 \text{ MHz}$; $\sigma = 1.363 \text{ S/m}$; $\epsilon_r = 40.353$; $\rho = 1000 \text{ kg/m}^3$;
 Phantom section: Flat Section

DASY5 Configuration:

- Probe: EX3DV4 - SN7522; ConvF(8.21, 8.21, 8.21) @1745 MHz;
- Sensor-Surface: 1.4mm (Mechanical Surface Detection)
- Electronics: DAE4 SN1562;Calibrated: 3/3/2020
- Phantom: SAM-Twin V8.0 P1aP2a; Type: QD 000 P41 AA; Serial: 1962
- Measurement SW: DASY52, Version 52.10 (2) ;

Area Scan (71x91x1): Interpolated grid: $dx=1.500 \text{ mm}$, $dy=1.500 \text{ mm}$

Maximum value of SAR (interpolated) = 0.246 W/kg

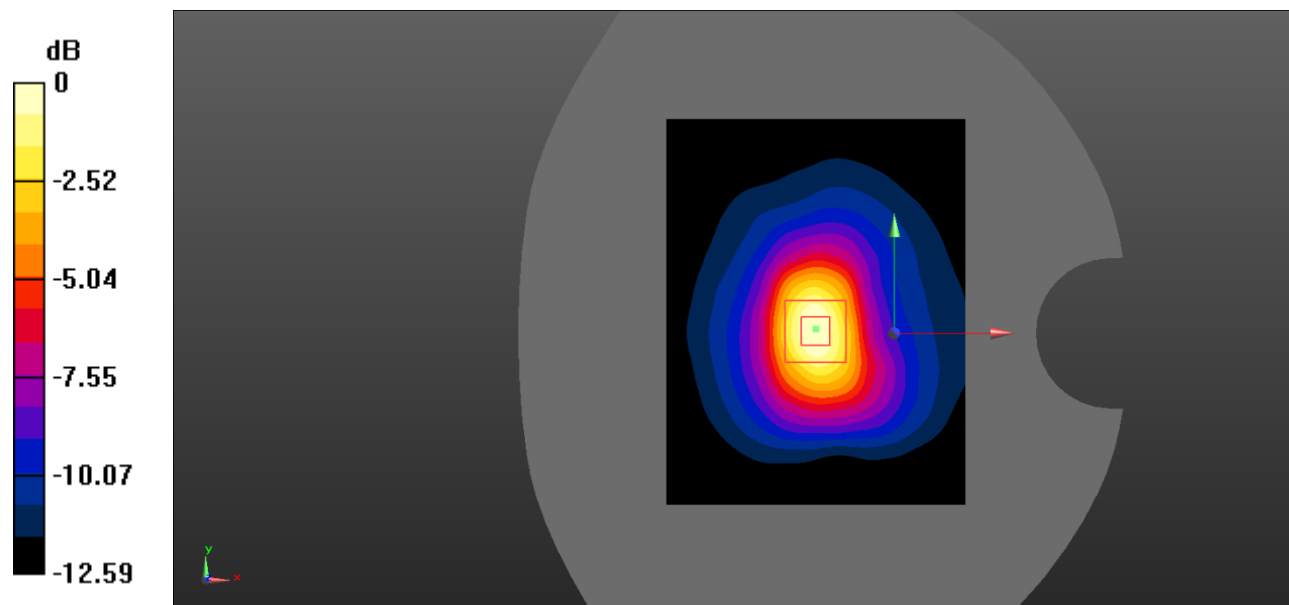
Zoom Scan (5x5x7)/Cube 0: Measurement grid: $dx=8\text{mm}$, $dy=8\text{mm}$, $dz=5\text{mm}$

Reference Value = 13.15 V/m; Power Drift = -0.04 dB

Peak SAR (extrapolated) = 0.359 W/kg

SAR(1 g) = 0.214 W/kg; SAR(10 g) = 0.115 W/kg

Maximum value of SAR (measured) = 0.234 W/kg



0 dB = 0.234 W/kg = -6.31 dBW/kg

Test Plot 86#: LTE Band 66_Body Bottom_50%RB_Middle

DUT: Mobile Phone; Type: LS5018F; Serial: RSZ200522009-SA-S3;

Communication System: Generic FDD-LTE; Frequency: 1745 MHz; Duty Cycle: 1:1
 Medium parameters used: $f = 1745 \text{ MHz}$; $\sigma = 1.363 \text{ S/m}$; $\epsilon_r = 40.353$; $\rho = 1000 \text{ kg/m}^3$;
 Phantom section: Flat Section

DASY5 Configuration:

- Probe: EX3DV4 - SN7522; ConvF(8.21, 8.21, 8.21) @ 1745 MHz;
- Sensor-Surface: 1.4mm (Mechanical Surface Detection)
- Electronics: DAE4 SN1562; Calibrated: 3/3/2020
- Phantom: SAM-Twin V8.0 P1aP2a; Type: QD 000 P41 AA; Serial: 1962
- Measurement SW: DASY52, Version 52.10 (2) ;

Area Scan (71x91x1): Interpolated grid: $dx=1.500 \text{ mm}$, $dy=1.500 \text{ mm}$

Maximum value of SAR (interpolated) = 0.195 W/kg


Zoom Scan (5x5x7)/Cube 0: Measurement grid: $dx=8\text{mm}$, $dy=8\text{mm}$, $dz=5\text{mm}$

Reference Value = 11.88 V/m; Power Drift = -0.04 dB

Peak SAR (extrapolated) = 0.281 W/kg

SAR(1 g) = 0.167 W/kg; SAR(10 g) = 0.091 W/kg

Maximum value of SAR (measured) = 0.182 W/kg



0 dB = 0.182 W/kg = -7.40 dBW/kg