

Test Setup Photographs for the The Button

1. Radiated Emissions

1.1. Configuration 1: Tx RSE <1 GHz



Photo 1




Photo 2

Radiated Emissions (continued)




Photo 3

Radiated Emissions (continued)

1.2. Configuration 2: Tx RSE > 1 GHz




Photo 1




Photo 2

Radiated Emissions (continued)




Photo 3

2. Conducted Tests




Photo 1