

Test Setup Photographs for Fibaro Door/Window Sensor

1. Radiated Emissions

1.1. Configuration 1: Tx RSE <1 GHz




Photo 1




Photo 2

Radiated Emissions (continued)




Photo 3

Radiated Emissions (continued)

1.2. Configuration 2: Tx RSE >1 GHz




Photo 1




Photo 2




Photo 3