

Test Setup Photographs for the Model No. / PMN: DDU

1. Radiated Test Setup




Photo 1 Radiated Test Setup from 9 kHz to 30 MHz




Photo 2 Radiated Test Setup from 9 kHz to 30 MHz




Photo 3 Radiated Test Setup from 30 MHz to 1 GHz




Photo 4 Radiated Test Setup from 30 MHz to 1 GHz



Photo 5 Radiated Test Setup from 1 GHz to 18 GHz




Photo 6 Radiated Test Setup from 1 GHz to 18 GHz




Photo 7 Radiated Test Setup above 18 GHz



Photo 8 Radiated Test Setup above 18 GHz

2. Conducted Test Setup




Photo 9 Conducted Test Setup




Photo 10 Conducted Test Setup