

Test Setup Photographs for the MFA2

1. Radiated Emissions

1.1. Configuration 1: Test setup for Measurements under 1 GHz



Photo 1

Radiated Emissions (continued)




Photo 2

Radiated Emissions (continued)

1.2. Configuration 2: Test setup for Measurement above 1 GHz




Photo 3




Photo 4




Photo 5

Conducted Emissions

1.3. Configuration 3: Test setup for conducted Measurement




Photo 6