

Test Setup Photographs for the BR222 MOPF RSE

1. Radiated Emissions

1.1. Configuration 1: Setup for below 1 GHz




Photo 1




Photo 2

Radiated Emissions (continued)




Photo 3

Radiated Emissions (continued)

1.2. Configuration 2: Setup for above 1 GHz




Photo 4



Photo 5