



S P Δ C E D 3 6 0™

This is Spaced360™

A new sonic
dimension
of mind-blowing,
heart-skipping,
skin-tingling music.

A little bit of old-school magic.
A whole lot of tech-craft innovation.

The time is now. The space is here.
Enter the sound.

Play Together

Your Spaced360 speaker has a thing for Bluetooth devices. Togetherness = a 360° sound-space where everyone can bask in the sonic sweet spot.

To pair up with your phone, tablet or computer, hold the Centre Key down for a count of 3-2-1. This sends out a wireless wink that says it's up for pairing. Select Spaced360 on your device's Bluetooth settings and you're ready to go.

It gets even better if your phone has NFC. Just bring up your playlist, touch the phone on the Centre Key to pair, and boom, your music is on. Share your Spaced360, it's not into phone monogamy, everyone can play.

Flip over for a step by step guide.



Connect your Spaced360 using Bluetooth

Pair a new device to Spaced360

1. Press and hold Spaced360 Centre Key for a count of 3-2-1. Fast flashing Bluetooth icon = Spaced360 is up for pairing.
2. Turn on Bluetooth in the settings of your phone, tablet or computer.
3. Search for new devices and select Spaced360 when it appears.
4. Your phone, tablet or computer is now paired to Spaced360.

So now this device is paired, you can play music whenever you like. Here's the ritual:

1. Poke the centre key. Slow flashing Bluetooth icon = Spaced360 is ready to connect.
2. Turn Bluetooth on in the settings of your phone, tablet or computer.
3. Your device should connect in a flash. No? Simply select Spaced360 from your list of paired devices. Solid Bluetooth icon on Spaced360 = your device is connected to Spaced360 and ready for play time.



Connect your Spaced360 using NFC

Pair a new device to Spaced360

1. Check NFC is turned on in the settings of your phone or tablet.
2. Touch your phone on the Spaced360 Centre Key.
3. Your phone is now paired to Spaced360.

Not working? Make sure your phone screen isn't locked – Spaced360 only plays with up-for-it devices.

So now this device is paired, you can play music whenever you like. Here's the ritual:

1. Unlock your phone.
2. Touch your phone on the Spaced360 Centre Key.
3. Your device will connect in a flash to Spaced360. No? Have a quick check that NFC is turned on in your phone settings.
4. Solid Bluetooth icon on Spaced360 = your phone is connected to Spaced360 and ready for play time.




airSOUND™ Technology

Mono? Stereo? So last century.

Welcome to the 3rd generation of audio, where everyone can revel in the sonic sweet spot.

Your Spaced360 is powered by airSOUND™ technology, so you and your friends – no matter who's in front, behind, or swinging from the chandeliers – everyone can experience the same uber-pure 360° sound-space.



Stay Powerful

Green lights = energised.
Your Spaced360 speaker is ready for action.

Red lights = needs a boost.
Place your Spaced360 on the base charger.

To conserve energy, when you stop playing music your Spaced360 speaker will take a disco nap. Poke the Centre Key and it will be wide awake, ready for the good times.

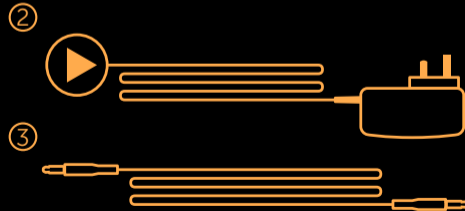
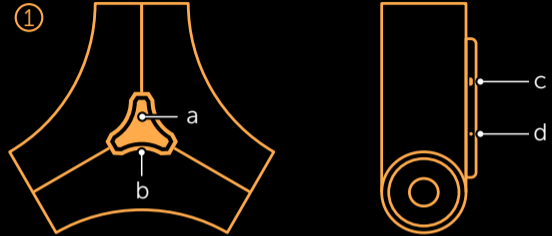
If you really want to turn your Spaced360 off, hold down the Centre Key until the lights go out.



Green lights = energised.
Red lights = needs a boost.

What's in the box?

- ① **1 x Spaced360™ wireless portable speaker**
 - a) Centre Key
 - b) Control Key: Volume up, down and mute
 - c) Micro USB port (For updates only, not charging)
 - d) Aux cable input
- ② **1 x Base charger**
- ③ **1 x Aux cable** (No Bluetooth? Plug in old-school style with this cable)



Register for your free Spaced360 case

Transform your Spaced360 with a pop of colour.
Register at spaced360.com for your free case
worth £24.99 RRP.

spaced360.com



Safety &
Warranty Guide

S P Δ C E D 3 6 0™

Welcome

Thank you for purchasing your SPACED360 product.

If you need more information or need access to the full user guide, please visit: **www.spaced360.com**

Safety Information

1. Read, follow and keep these instructions.
2. Heed all warnings – on the product and in the owner's guide.
3. Only operate this apparatus between 0-40 degrees Celsius
4. Do not use this apparatus near water or moisture.
5. Do not install near any heat sources, such as radiators, heat registers, stoves, or other apparatus (including amplifiers) that produce heat.
6. No naked flame sources, such as lighted candles, should be placed on the apparatus.
7. Do not let objects or liquids enter the product – as they may touch dangerous voltage points or short-out parts that could result in a fire or electric shock.
8. Only use attachments/accessories specified by SPACED360.
9. Do not dispose of batteries in a fire as they may explode. Batteries may also explode if damaged.
10. This product may contain magnetic parts. Metallic materials may be attracted to the product. Do not place credit cards or other magnetic storage media near the product, because information stored on them may be erased.
11. Unplug this apparatus during lightning storms or when unused for long periods of time to prevent damage to this product.

12. To prevent risk of fire or electric shock, avoid overloading wall outlets, extension cords, or integral convenience receptacles.
13. Protect the power cord from being walked on or pinched, particularly at plugs and the point where they exit from the apparatus.
14. The mains plug is used to disconnect the device and it shall remain readily operable. To completely disconnect the power input, the mains plug of the apparatus shall be disconnected from the mains.
15. Refer all servicing to qualified service personnel. Servicing is required when the apparatus has been damaged in any way or exposed to liquid. Do not attempt to service this product yourself. Opening or removing covers may expose you to dangerous voltages or other hazards. Please visit **www.spaced360.com** to find a service centre near you.

CAUTION MARKS:



These CAUTION marks are located on the back of some products. The lightning flash with arrowhead symbol within an equilateral triangle, is intended to alert the user to the presence of uninsulated dangerous voltage within the system enclosure that may be of sufficient magnitude to constitute a risk of electric shock.

The exclamation point within an equilateral triangle, as marked on the system, is intended to alert the user to the presence of important operating and maintenance instructions in this owner's guide.

DISPOSAL:



The crossed-out wheeled-bin symbol on your product, literature, or packaging reminds you that in the European Union all electrical and electronic products, batteries, and accumulators must be taken to separate collection at the end of their working life. Do not dispose of these products as unsorted municipal waste. Return the products to collection to prevent possible harm to the environment or human health from uncontrolled waste disposal and to promote the sustainable reuse of material.

SPACED360 Warranty

This SPACED360 product is supplied with a 12 month limited manufacturer's warranty dated from the new purchase date. This warranty covers repairs or replacement that may be required in the event of unit failure during normal use, subject to the terms and conditions stated below and at the Agent's discretion. This warranty is non-transferable and excludes any routine maintenance, consumables or parts, or any work arising from the use of the equipment outside the recommendations in the handbook, misuse or negligence. This warranty does not affect any statutory consumer rights in the place of purchase.

Warranty Glossary

'Agent' means SPACED360 Ltd. or an SPACED360 representative appointed for the purposes of fulfilling the manufacturer's warranty. 'Purchaser' means the company, firm or person using the product for the warranty period.

'Product' means the good sold to the Purchaser under contract.

Making a Warranty Claim

In the event that the unit stops working or performing as described in the handbook, the following procedure must be followed in order to have the unit restored or replaced by this warranty:

1. Contact your SPACED360 support agent FIRST.

2. If the support agent advises to do so, return the unit in its original packaging complete with PROOF OF PURCHASE to the address advised.
3. You will be advised by the Agent on the action that will be taken and any costs payable, subject to the conditions of this warranty.

Warranty Terms and Conditions

1. RETURN TO BASE WARRANTY

Faulty products will be repaired or replaced (as deemed appropriate by the relevant Agent) at the Agent's premises.

2. LIMITATIONS

The warranty covers the product and any agent installed accessories provided that the equipment has been installed and used in accordance with the supplied handbook instructions. The warranty will not cover repairs or replacements arising from misuse or accidental damage. See Warranties and Liabilities.

3. CHARGES

For warranty repairs that are 100% covered by the manufacturer's warranty, there will be no charge for any repair or replacement or return freight to the purchaser. Any repairs or replacements that are found to be outside the scope of this manufacturer's warranty are chargeable, and the return freight will be charged at the Agent's discretion. Associated charges must be paid in full before the returned item(s) will be dispatched to the Purchaser.

4. WARRANTIES AND LIABILITIES

Subject to the provisions below the supplier warrants that the product will perform in a manner fit for purpose.

- a. The Agent shall be under no liability in respect of any defect in the product arising from any action whatsoever by the Purchaser except such action as is described and recommended in the usage guidelines.
- b. The Agent shall accept no liability for any defect arising from excessive wear and tear, willful or accidental damage, abuse, negligence, abnormal operating or storage conditions or failure to follow the operating guidelines.
- c. Unauthorised modification or repair by unauthorised person(s) voids this warranty immediately.
- d. The Agent shall be under no liability under this warranty if the total agreed price for the product has not been paid in full.
- e. The liability of the Agent shall not exceed the price paid for the product and the Agent shall not be liable for any loss of profit or consequential damage or any other claim for compensation.
- f. This warranty does not affect any statutory consumer rights that may exist where the Product was purchased.

5. FORCE MAJEURE

The Agent shall have no liability for delay or failure to perform if such failure is due directly or indirectly to any cause beyond the Agent's reasonable control including but without limitation to acts of God, explosion, fire, terrorism, accident, war or threats of war, prohibitions of any kind, embargoes, strikes or lockouts.

6. GENERAL

The Agent may assign or subcontract responsibilities and rights under this warranty. In all warranty cases, please refer to the support pages of **www.spaced360.com** first.

Maintenance

Your product is of superior design and craftsmanship and should be treated with care. The following suggestions will help you protect your warranty coverage.

- Keep your product dry. Precipitation, humidity, and all types of liquids or moisture can contain minerals that will corrode electronic circuits and damage woodwork. If your product gets wet, disconnect from mains supply and contact a support centre for advice.
- Do not use or store your product in dusty or dirty areas. Its electronic components can be damaged.
- Do not store your product in hot areas. High temperatures can shorten the life of electronic devices, damage batteries, and warp or melt certain plastics.
- Do not store your product in cold areas. When your product returns to its normal temperature, moisture can form inside it and damage electronic circuit boards. Woodwork can also be damaged.
- Do not attempt to open your product.
- Do not drop, knock, or shake your product. Rough handling can break internal circuit boards and fine mechanics.
- Do not use harsh chemicals, cleaning solvents, or strong detergents to clean your product.

All of the above suggestions apply equally to your product, battery, power supply, or any accessory. If any item is not working properly, contact SPACED360 support.

FCC Statement:

The adapter shall be installed near the equipment and shall be easily accessible. This charger is for indoor use only CAUTION RISK OF EXPLOSION IF BATTERY IS REPLACED BY AN INCORRECT TYPE. DISPOSE OF USED BATTERIES ACCORDING TO THE INSTRUCTIONS.

FCC Warning:

This equipment complies with FCC RF radiation exposure limits set forth for an uncontrolled environment. This device complies with part 15 of the FCC rules. Operation is subject to the following two conditions: (1) this device may not cause harmful interference, and (2) this device must accept any interference received, including interference that may cause undesired operation.

NOTE: The Agent and Manufacturer are not responsible for any radio or TV interference caused by unauthorized modifications or changes to this equipment. Such modifications or changes could void the user's authority to operate the equipment.

NOTE: This equipment has been tested and found to comply with the limits for a Class B digital device, pursuant to part 15 of the FCC Rules. These limits are designed to provide reasonable protection against harmful interference in a residential installation. This equipment generates uses and can radiate radio frequency energy and, if not installed and used in accordance with the instructions, may cause harmful interference to radio communications. However, there is no guarantee that interference will not occur in a particular installation. If this equipment does cause harmful interference to radio or television reception, which can be determined by turning the equipment off and on, the user is encouraged to try to correct the interference by one or more of the following measures:

- **Reorient or relocate the receiving antenna.**
- **Increase the separation between the equipment and receiver.**
- **Connect the equipment into an outlet on a circuit different from that to which the receiver is connected.**
- **Consult the dealer or an experienced radio/TV technician for help**

IC Warning:

This device complies with Part 15 of the FCC Rules and with RSS-210 of Industry Canada. Operation is subject to the following two conditions: (1) This device may not cause harmful interference, and (2) this device must accept any interference received, including interference that may cause undesired operation.

Le présent appareil est conforme aux CNR d'Industrie Canada applicables aux appareils radio exempts de licence. L'exploitation est autorisée aux deux conditions suivantes :
(1) l'appareil ne doit pas produire de brouillage, et
(2) l'utilisateur de l'appareil doit accepter tout brouillage radioélectrique subi, même si le brouillage est susceptible d'en compromettre le fonctionnement.

This Class B digital apparatus complies with Canadian ICES-003.
Cet appareil numérique de la classe B est conforme à la norme NMB-003 du Canada.

This equipment is portable device. The output power of this device is so low that the SAR test is not required.

Spaced360.com