

EXHIBIT D - TEST SETUP PHOTOGRAPHS

Supply from adapter1:

Conducted Emission--Front View




Conducted Emission – Side View




Radiated Emission –Front View (Below 1GHz)



Radiated Emission –Rear View (Below 1GHz)



Radiated Emission- Front View (Above 1GHz)



Radiated Emission- Rear View (Above 1GHz)



Supply from adapter2:


Conducted Emission--Front View




Conducted Emission – Side View




Radiated Emission –Front View (Below 1GHz)



Radiated Emission –Rear View (Below 1GHz)



Radiated Emission- Front View (Above 1GHz)



Radiated Emission- Rear View (Above 1GHz)

