

1. Photographs of Conducted Emissions Test Configuration

Adapter Mode


Front view



Rear view



Adapter Mode




Under table view

2. Photographs of Radiated Emissions Test Configuration

For radiated emissions 9kHz~30MHz

Adapter Mode

Front view




Rear view



For radiated emissions 30MHz~1GHz
Adapter Mode

Front view



Rear view



————THE END————