

FCC PART 15 SUBPART C TEST REPORT

for

Mythro Air/Vortex Air

Model No.: 99MO035023

FCC ID: 2AA7Y-MOSHIBT

of

Applicant: Aevoe Inc.

Address: 14F-1, No. 456, Sec. 4, Xinyi Rd., Taipei City, 11052, Taiwan

Tested and Prepared

by

Worldwide Testing Services (Taiwan) Co., Ltd.

FCC Registration No.: 930600

Industry Canada filed test laboratory Reg. No. IC 5679A-1, IC 5107A-1

A2LA Accredited No.: 2732.01



Report No.: W6M21608-16182-C-1

6F, NO. 58, LANE 188, RUEY-KUANG RD., NEIHU TAIPEI 114, TAIWAN, R.O.C.
TEL: 886-2-66068877 FAX: 886-2-66068879 E-mail: wts@wts-lab.com



TABLE OF CONTENTS

1	GENERAL INFORMATION	2
1.1	NOTES	2
1.2	TESTING LABORATORY	3
1.2.1	Location	3
1.2.2	Details of accreditation status	3
1.3	DETAILS OF APPROVAL HOLDER	3
1.4	APPLICATION DETAILS	4
1.5	GENERAL INFORMATION OF TEST ITEM	4
1.6	TEST STANDARDS	5
2	TECHNICAL TEST	6
2.1	SUMMARY OF TEST RESULTS	6
2.2	TEST ENVIRONMENT	6
2.3	TEST EQUIPMENT LIST	7
2.4	GENERAL TEST PROCEDURE	9
3	TEST RESULTS (ENCLOSURE)	11
3.1	PEAK OUTPUT POWER (TRANSMITTER)	12
3.2	EQUIVALENT ISOTROPIC RADIATED POWER	18
3.3	RF EXPOSURE COMPLIANCE REQUIREMENTS	18
3.4	TRANSMITTER RADIATED EMISSIONS IN RESTRICTED BANDS	19
3.5	SPURIOUS EMISSIONS (TX)	20
3.6	CARRIER FREQUENCY SEPARATION	22
3.7	NUMBER OF HOPPING FREQUENCIES	25
3.7.1	Pseudorandom Frequency Hopping Sequence	27
3.7.2	Coordination of hopping sequences to other transmitters	27
3.7.3	System Receiver Hopping Capability	27
3.8	TIME OF OCCUPANCY (DWELL TIME)	28
3.9	20dB BANDWIDTH	34
3.9.1	System Receiver Input Bandwidth	37
3.10	MINIMUM 6 dB BANDWIDTH	38
3.11	RADIATED EMISSION ON THE BAND EDGE	41
3.12	PEAK POWER SPECTRAL DENSITY	48
3.13	RADIATED EMISSION FROM RECEIVER PART	51
3.14	POWER LINE CONDUCTED EMISSION	52
	APPENDIX	55



Registration number: W6M21608-16182-C-1
FCC ID: 2AA7Y-MOSHIPT

1 General Information

1.1 Notes

The purpose of conformity testing is to increase the probability of adherence to the essential requirements or conformity specifications, as appropriate.

The complexity of the technical specifications, however, means that full and thorough testing is impractical for both technical and economic reasons.

Furthermore, there is no guarantee that a test sample which has passed all the relevant tests conforms to a specification.

Neither is there any guarantee that such a test sample will interwork with other genuinely open systems. The existence of the tests nevertheless provides the confidence that the test sample possesses the qualities as maintained and that its performance generally conforms to representative cases of communications equipment.

The test results of this test report relate exclusively to the item tested as specified in 1.5.

The test report may only be reproduced or published in full.

Reproduction or publication of extracts from the report requires the prior written approval of the Worldwide Testing Services(Taiwan) Co., Ltd.

Specific Conditions:


Usage of the hereunder tested device in combination with other integrated or external antennas requires at least additional output power measurements, spurious emission measurements, conducted emission measurements (AC supply lines) and radio frequency exposure evaluations for each individual configuration performed, for certification by FCC.

Tester:

September 06, 2016	Leon Chueh	<i>leon Chueh</i>
_____	_____	_____
Date	WTS-Lab. Name	Signature

Technical responsibility for area of testing:

September 06, 2016	Kevin Wang	<i>Kevin Wang</i>
_____	_____	_____
Date	WTS Name	Signature



Registration number: W6M21608-16182-C-1
FCC ID: 2AA7Y-MOSHIBT

1.2 Testing laboratory

1.2.1 Location

OATS

No.5-1, Lishui, Shuang Sing Village,
Wanli Dist., New Taipei City 207,
Taiwan (R.O.C.)

3 meter semi-anechoic chamber

No.35, Aly. 21, Ln. 228, Ankang Rd., Neihu Dist., Taipei City 114, Taiwan (R.O.C.)

TEL:886-2-6613-0228

FAX:886-2-2791-5046

Company

Worldwide Testing Services(Taiwan) Co., Ltd.

6F, NO. 58, LANE 188, RUEY-KUANG RD.

NEIHU, TAIPEI 114, TAIWAN R.O.C.

Tel : 886-2-66068877

Fax : 886-2-66068879

1.2.2 Details of accreditation status

Accredited testing laboratory

A2LA accredited number: 2732.01

FCC filed test laboratory Reg. No. 930600

Industry Canada filed test laboratory Reg. No. IC 5679A-1, IC 5107A-1

Test location, where different from Worldwide Testing Services (Taiwan) Co., Ltd. :

Name: ./.

Accredited number: ./.

Street: ./.

Town: ./.

Country: ./.

Telephone: ./.

Fax: ./.

1.3 Details of approval holder

Name: Aevoe Inc.

Street: 14F-1, No. 456, Sec. 4, Xinyi Rd.,

Town: Taipei City, 11052,

Country: Taiwan

Telephone: 02 8786-0516

Fax: 02-8786-0517



Registration number: W6M21608-16182-C-1

FCC ID: 2AA7Y-MOSHIBT

1.4 Application details

Date of receipt of test item: September 01, 2016

Date of test: from September 02, 2016 to September 06, 2016

1.5 General information of Test item

Type of test item: Mythro Air/Vortex Air

Model Number: 99MO035023

Brand Name: Moshi

Multi-listing model number: 99MO035242, 99MO035324, 99MO035221

Photos: see Appendix

Technical data

Frequency band: 2.4 GHz – 2.4835 GHz

Number of Channels: Bluetooth 2.0 79 channels

Bluetooth 4.0 40 channels

Operation modes: Duplex

Modulation Type: GFSK、 $\pi/4$ DQPSK、8DPSK

Fixed point-to-point operation: Yes / No

Type of Antenna: FPCB Antenna

Antenna gain: 2.3 dBi

Power supply: Battery: 4.2 Vd.c., 0.3885Wh
USB: 5Vd.c. (power from PC)

Emission designator: Bluetooth 2.0: 1M28G1D

Bluetooth 4.0: 1M40G1D

Host device: none

Classification :

Fixed Device	<input type="checkbox"/>
Mobile Device (Human Body distance > 20cm)	<input type="checkbox"/>
Portable Device (Human Body distance < 20cm)	<input checked="" type="checkbox"/>
Modular Radio Device	<input type="checkbox"/>



Registration number: W6M21608-16182-C-1
FCC ID: 2AA7Y-MOSHIBT

Transmitter

Unom

Mode A (Bluetooth 2.0 Normal mode)

Power (ch 0 or A):	Conducted: 5.89 dBm
Power (ch 39 or B):	Conducted: 6.65 dBm
Power (ch 78 or C):	Conducted: 6.47 dBm

Mode B (Bluetooth 2.0 EDR mode)

Power (ch 0 or A):	Conducted: 5.09 dBm
Power (ch 39 or B):	Conducted: 5.82 dBm
Power (ch 78 or C):	Conducted: 5.48 dBm

Mode C (Bluetooth 4.0)

Power (ch 0):	Conducted: 5.72 dBm
Power (ch 19):	Conducted: 6.43 dBm
Power (ch 39):	Conducted: 6.20 dBm

Manufacturer: (if applicable)

Name:	./.
Street:	./.
Town:	./.
Country:	./.

1.6 Test standards

Technical standard : FCC RULES PART 15 SUBPART C § 15.247 (2015-10)



Registration number: W6M21608-16182-C-1
FCC ID: 2AA7Y-MOSHIBT

2 Technical test

2.1 Summary of test results

No deviations from the technical specification(s) were ascertained in the course of the tests performed.

or

The deviations as specified in 2.5 were ascertained in the course of the tests performed.

2.2 Test environment

Temperature: 23 °C
Relative humidity content: 20 ... 75 %
Air pressure: 86 ... 103 kPa
Power supply: Battery: 4.2 Vd.c., 0.3885Wh
USB: 5V d.c. (power from PC)
Extreme conditions parameters: ./.



Registration number: W6M21608-16182-C-1

FCC ID: 2AA7Y-MOSHIBT

2.3 Test Equipment List

No.	Test equipment	Type	Serial No.	Manufacturer	Cal. Date	Next Cal. Date
ETSTW-CE 001	EMI TEST RECEIVER	ESHS10	842121/013	R&S	2016/5/20	2017/5/19
ETSTW-CE 003	AC POWER SOURCE	APS-9102	D161137	GW	Function Test	
ETSTW-CE 008	HF-EICHLLEITUNG RF STEP ATTENUATOR 139dB DPSP	334.6010.02	844581/024	R&S	Function Test	
ETSTW-CE 009	TEMP.&HUMIDITY CHAMBER	GTH-225-40-1P-U	MAA0305-009	GIANT FORCE	2016/7/15	2017/7/14
ETSTW-CE 016	TWO-LINE V-NETWORK	ENV216	100050	R&S	2016/9/2	2017/9/1
ETSTW-RE 003	EMI TEST RECEIVER	ESI 26	831438/001	R&S	2016/5/20	2017/5/19
ETSTW-RE 004	EMI TEST RECEIVER	ESI 40	832427/004	R&S	2016/5/25	2017/5/24
ETSTW-RE 005	EMI TEST RECEIVER	ESVS10	843207/020	R&S	2016/7/4	2017/7/3
ETSTW-RE 012	TUNABLE BANDREJECT FILTER	D.C 0309	146	K&L	Function Test	
ETSTW-RE 013	TUNABLE BANDREJECT FILTER	D.C 0336	397	K&L	Function Test	
ETSTW-RE 018	MICROWAVE HORN ANTENNA	AT4560	27212	AR	2016/6/24	2017/6/23
ETSTW-RE 027	Passive Loop Antenna	6512	00034563	ETS-Lindgren	2016/6/29	2017/6/28
ETSTW-RE 030	Double-Ridged Guide Horn Antenna	3117	00035224	ETS-Lindgren	2016/3/23	2017/3/22
ETSTW-RE 042	Biconical Antenna	HK116	100172	R&S	2016/1/25	2017/1/24
ETSTW-RE 043	Log-Periodic Dipole Antenna	HL223	100166	R&S	2016/3/28	2017/3/27
ETSTW-RE 044	Log-Periodic Antenna	HL050	100094	R&S	2016/4/14	2017/4/13
ETSTW-RE 045	ESA-E SERIES SPECTRUM ANALYZER	E4404B	MY45111242	Agilent	Pre-test Use	
ETSTW-RE 050	Attenuator 10dB	50HF-010-1	None	JFW	2016/2/25	2017/2/24
ETSTW-RE 051	Attenuator 6dB	50HF-006-1	None	JFW	2016/2/25	2017/2/24
ETSTW-RE 053	Attenuator 3dB	50HF-003-1	None	JFW	2016/2/25	2017/2/24
ETSTW-RE 055	SPECTRUM ANALYZER	FSU 26	200074	R&S	2016/2/27	2017/2/26
ETSTW-RE 060	Attenuator 30dB	5015-30	F651012z-01	ATM	2016/2/25	2017/2/24
ETSTW-RE 062	Amplifier Module	CHC 2	None	KMIC	2016/4/13	2017/4/12
ETSTW-RE 064	Bluetooth Test Set	MT8852B-042	6K00005709	Anritsu	Function Test	
ETSTW-RE 069	Double-Ridged Guide Horn Antenna	3117	00069377	ETS-Lindgren	Function Test	
ETSTW-RE 072	CELL SITE TEST SET	8921A	3339A00375	HP	2016/9/2	2017/9/1
ETSTW-RE 088	SOLID STATE AMPLIFIER	KMA180265A01	99057	KMIC	2015/9/21	2016/9/20
ETSTW-RE 099	DC Block	50DB-007-1	None	JFW	2016/2/25	2017/2/24
ETSTW-RE 112	AC POWER SOURCE	TFC-1005	T-0A023536	T-Power	Function test	
ETSTW-RE 115	2.4GHz Notch Filter	N0124411	473874	MICROWAVE CIRCUITS	2016/1/13	2017/1/12
ETSTW-RE 120	RF Player	MP9200	MP9210-111022	ADIVIC	Function test	
ETSTW-RE 122	SIGNAL GENERATOR	SMF100A	102149	R&S	2016/5/23	2017/5/22
ETSTW-RE 125	5GHz Notch filter	5NSL11-5200/E221.3-O/O	1	K&L Microwave	2016/8/10	2017/8/9



Worldwide Testing Services(Taiwan) Co., Ltd.

Registration number: W6M21608-16182-C-1
 FCC ID: 2AA7Y-MOSHIPT

ETSTW-RE 126	5GHz Notch filter	5NSL12-5800/E221.3-O/O	1	K&L Microwave	2016/8/10	2017/8/9
ETSTW-RE 127	RF Switch Box	RFS-01	None	WTS	2016/2/25	2017/2/24
ETSTW-RE 128	5.3GHz Notch filter	N0153001	SN487233	Microwave Circuits	2016/8/10	2017/8/9
ETSTW-RE 129	5.5GHz Notch filter	N0555984	SN487234	Microwave Circuits	2016/8/10	2017/8/9
ETSTW-RE 130	Handheld RF Spectrum Analyzer	N9340A	CN0147000204	Agilent	Pre-test Use	
ETSTW-RE 142	Amplifier	8447D	2805A03378	Agilent	2016/4/13	2017/4/12
ETSTW-RE 143	Humidity Temperature Meter	TES-1260	110104623	TES	2016/8/19	2017/8/18
ETSTW-RE 147	Bi-log Hybrid Antenna	MCTD 2786B	BLB16M04005	ETC	2016/3/31	2017/3/30
ETSTW-EMI 011	USB Compact Modulator	SFC-U	101689	R&S	2016/5/4	2017/5/3
ETSTW-GSM 002	Universal Radio Communication Tester	CMU 200	109439	R&S	2016/3/4	2017/3/3
ETSTW-GSM 003	Radio Communication Analyzer	MT8820C	6201342073	Anritsu	2016/2/3	2017/2/2
ETSTW-GSM 019	Band Reject Filter	WRCTF824/849-822/851-40 /12+9SS	3	WI	2016/1/13	2017/1/12
ETSTW-GSM 020	Band Reject Filter	WRCD1747/1748-1743/1752-32/5SS	1	WI	2016/1/13	2017/1/12
ETSTW-GSM 021	Band Reject Filter	WRCD1879.5/1880.5-1875.5/1884.5-32/5SS	3	WI	2016/1/13	2017/1/12
ETSTW-GSM 022	Band Reject Filter	WRCT901.9/903.1-904.25-50/8SS	1	WI	2016/1/13	2017/1/12
ETSTW-GSM 023	Power Divider	4901.19.A	None	SUHNER	2015/9/16	2016/9/15
ETSTW-Cable 010	BNC Cable	5 M BNC Cable	None	JYE BAO CO.,LTD.	2016/9/2	2017/9/1
ETSTW-Cable 011	BNC Cable	BNC Cable 1	None	JYE BAO CO.,LTD.	Pre-test Use NCR	
ETSTW-Cable 012	N TYPE To SMA Cable	Cable 012	None	JYE BAO CO.,LTD.	2016/9/2	2017/9/1
ETSTW-Cable 016	BNC Cable	Switch Box	B Cable 1	Schwarz beck	2016/2/24	2017/2/23
ETSTW-Cable 017	BNC Cable	X Cable	B Cable 2	Schwarz beck	2016/2/24	2017/2/23
ETSTW-Cable 018	BNC Cable	Y Cable	B Cable 3	Schwarz beck	2016/2/24	2017/2/23
ETSTW-Cable 019	BNC Cable	Z Cable	B Cable 4	Schwarz beck	2016/2/24	2017/2/23
ETSTW-Cable 020	N TYPE Cable	OATS Cable 1	N30N30-L335-15M	JYE BAO CO.,LTD.	2016/4/22	2017/4/21
ETSTW-Cable 022	N TYPE Cable	5006	0002	JYE BAO CO.,LTD.	2016/4/7	2017/4/6
ETSTW-Cable 026	Microwave Cable	SUCOFLEX 104	279075	HUBER+SUHNER	2016/2/25	2017/2/24
ETSTW-Cable 027	Microwave Cable	SUCOFLEX 104	279083	HUBER+SUHNER	2016/5/13	2017/5/12
ETSTW-Cable 028	Microwave Cable	FA147A0015M2020	30064-2	UTIFLEX	2015/9/21	2016/9/20
ETSTW-Cable 029	Microwave Cable	FA147A0015M2020	30064-3	UTIFLEX	2015/9/21	2016/9/20
ETSTW-Cable 030	Microwave Cable	SUCOFLEX 104 (S Cable 9)	279067	HUBER+SUHNER	2016/2/25	2017/2/24
ETSTW-Cable 031	Microwave Cable	SUCOFLEX 104 (S Cable 10)	238092	HUBER+SUHNER	2016/4/13	2017/4/12
ETSTW-Cable 043	Microwave Cable	SUCOFLEX 104	317576	HUBER+SUHNER	2016/4/13	2017/4/12
ETSTW-Cable 048	Microwave Cable	SUCOFLEX 104	325518	HUBER+SUHNER	2016/4/13	2017/4/12
ETSTW-Cable 058	Microwave Cable	SUCOFLEX 104	none	HUBER+SUHNER	2016/4/7	2017/4/6
ETSTW-Cable 064	Microwave Cable	SUCOFLEX 104	MY28891	HUBER+SUHNER	2016/4/13	2017/4/12
WTSTW-SW 002	EMI TEST SOFTWARE	EZ EMC	None	Farad	Version ETS-03A1	



Registration number: W6M21608-16182-C-1
FCC ID: 2AA7Y-MOSHIBT

2.4 General Test Procedure

POWER LINE CONDUCTED INTERFERENCE: The procedure used was ANSI STANDARD C63.10-2013 6.2 using a LISN (if necessary). Both lines were observed. The bandwidth of the spectrum analyzer was 10 kHz with an appropriate sweep speed.

RADIATION INTERFERENCE: The test procedure used was according to ANSI STANDARD C63.10-2013 6.3 employing a spectrum analyzer. For investigated frequency is equal to or below 1GHz, the RBW and VBW of the spectrum analyzer was 100 kHz and 100kHz respectively with an appropriate sweep speed. For investigated frequency is above 1GHz, both of RBW and VBW of the spectrum analyzer were 1 MHz with an appropriate sweep speed. The analyzer was calibrated in dB above a microvolt at the output of the antenna.

FORMULA OF CONVERSION FACTORS: The Field Strength at 3m was established by adding the meter reading of the spectrum analyzer (which is set to read in units of dB μ V) to the antenna correction factor supplied by the antenna manufacturer. The antenna correction factors are stated in terms of dB.

Example:

Freq (MHz) METER READING + ACF + CABLE LOSS (to the receiver) = FS
33 20 dB μ V + 10.36 dB + 6 dB = 36.36 dB μ V/m @3m

The EUT was placed on a table 80 cm high and with dimensions of 1m by 1.5m (non metallic table) and arranged according to ANSI C63.10-2013 6.2.2. The table used for radiated measurements is capable of continuous rotation. The spectrum was scanned from 30 MHz to the frequency specified as follows:

- (1) If the intentional radiator operates below 10 GHz: to the tenth harmonic of the highest fundamental frequency or to 40 GHz, whichever is lower.
- (2) If the intentional radiator operates at or above 10 GHz and below 30 GHz: to the fifth harmonic of the highest fundamental frequency or to 100 GHz, whichever is lower.
- (3) If the intentional radiator operates at or above 30 GHz: to the fifth harmonic of the highest fundamental frequency or to 200 GHz, whichever is lower, unless specified otherwise elsewhere in the rules.
- (4) If the intentional radiator contains a digital device, regardless of whether this digital device controls the functions of the intentional radiator or the digital device is used for additional control or function purposes other than to enable the operation of the intentional radiator, the frequency range shall be investigated up to the range specified in paragraphs (a)(1)-(a)(3) of this section or the range applicable to the digital device, as shown in paragraph (b)(1) of this Section, whichever is the higher frequency range of investigation.

For hand-held devices, a exploratory test was performed with three (3) orthogonal planes to determine the highest emissions.

Measurements were made by Worldwide Testing Services(Taiwan) Co., Ltd. at the registered open field test site located at No.5-1, Lishui, Shuang Sing Village, Wanli Dist., New Taipei City 207, Taiwan (R.O.C.). The Registration Number: 930600.

When an emission was found, the table was rotated to produce the maximum signal strength. At this point, the antenna was raised and lowered from 1m to 4m. The antenna was placed in both the horizontal and vertical planes.



Registration number: W6M21608-16182-C-1
FCC ID: 2AA7Y-MOSHIBT

When the radiated emission limits are expressed in terms of the average value of the emission, and pulsed operation is employed, the measurement field strength shall be determined by averaging over one complete pulse train, including blanking intervals, as long as the pulse train does not exceed 0.1 seconds. As an alternative (provided the transmitter operates for longer than 0.1 seconds) or in cases where the pulse train exceeds 0.1 seconds, the measured field strength shall be determined from the average absolute voltage during a 0.1 second interval during which the field strength is at its maximum value.

The formula is as follows:

Average = Peak + Duty Factor

Duty Factor = $20 \log(\text{dwell time}/T)$

T = 100ms when the pulse train period is over 100 ms or the period of the pulse train.

Modified Limits for peak according to 15.35 (b) = Max Permitted average Limits + 20dB

ANSI STANDARD C63.10-2013 B.2.7: Any measurements that utilize special test software shall be indicated and referenced in the test report. During testing, test software 'EZ EMC' was used for setting up different operation modes.



Worldwide Testing Services(Taiwan) Co., Ltd.

Registration number: W6M21608-16182-C-1
 FCC ID: 2AA7Y-MOSHIBT

3 Test results (enclosure)

TEST CASE	Para. Number	Required	Test passed	Test failed
Peak Output Power	15.247(b)	<input checked="" type="checkbox"/>	<input checked="" type="checkbox"/>	<input type="checkbox"/>
Equivalent isotropically radiated Power	15.247(b)	<input checked="" type="checkbox"/>	<input checked="" type="checkbox"/>	<input type="checkbox"/>
Spurious Emissions radiated – Transmitter operating	15.247(c)	<input checked="" type="checkbox"/>	<input checked="" type="checkbox"/>	<input type="checkbox"/>
Spurious Emissions conducted – Transmitter operating	15.247	<input checked="" type="checkbox"/>	<input checked="" type="checkbox"/>	<input type="checkbox"/>
Carrier Frequency Separation	15.247(a) (1)	<input checked="" type="checkbox"/>	<input checked="" type="checkbox"/>	<input type="checkbox"/>
Number of Hopping Frequencies	15.247(a) (1)(i)	<input checked="" type="checkbox"/>	<input checked="" type="checkbox"/>	<input type="checkbox"/>
Time of Occupancy (Dwell Time)	15.247(a) (1)(i)	<input checked="" type="checkbox"/>	<input checked="" type="checkbox"/>	<input type="checkbox"/>
20 dB Bandwidth	15.247(a) (1)(i)	<input checked="" type="checkbox"/>	<input checked="" type="checkbox"/>	<input type="checkbox"/>
Minimum 6 dB Bandwidth	15.247(a)(2)	<input checked="" type="checkbox"/>	<input checked="" type="checkbox"/>	<input type="checkbox"/>
Band-edge Compliance of RF Emission	15.247(d)	<input checked="" type="checkbox"/>	<input checked="" type="checkbox"/>	<input type="checkbox"/>
Peak Power Spectral Density	15.247(e)	<input checked="" type="checkbox"/>	<input checked="" type="checkbox"/>	<input type="checkbox"/>
Radiated Emission from Receiver Part	15.109	<input checked="" type="checkbox"/>	<input checked="" type="checkbox"/>	<input type="checkbox"/>
Power Line Conducted Emission	15.207(a)	<input checked="" type="checkbox"/>	<input checked="" type="checkbox"/>	<input type="checkbox"/>



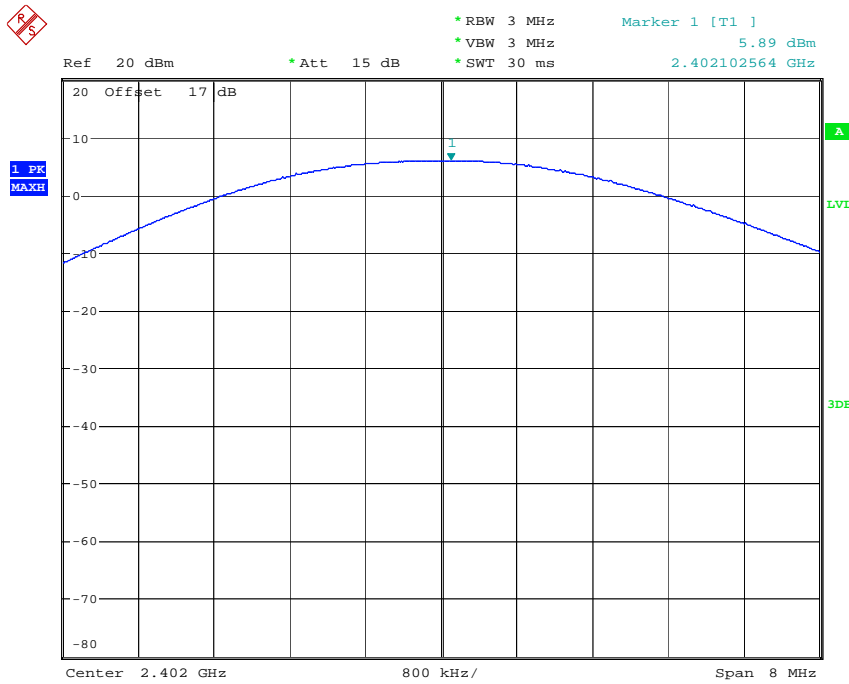
Registration number: W6M21608-16182-C-1
FCC ID: 2AA7Y-MOSHIBT

3.1 Peak Output Power (transmitter)

FCC Rule: 15.247(b)(3)

This measurement applies to equipment with an integral antenna and to equipment with an antenna connector and equipped with an antenna as declared by the applicant.
The power was measured with modulation (declared by the applicant).

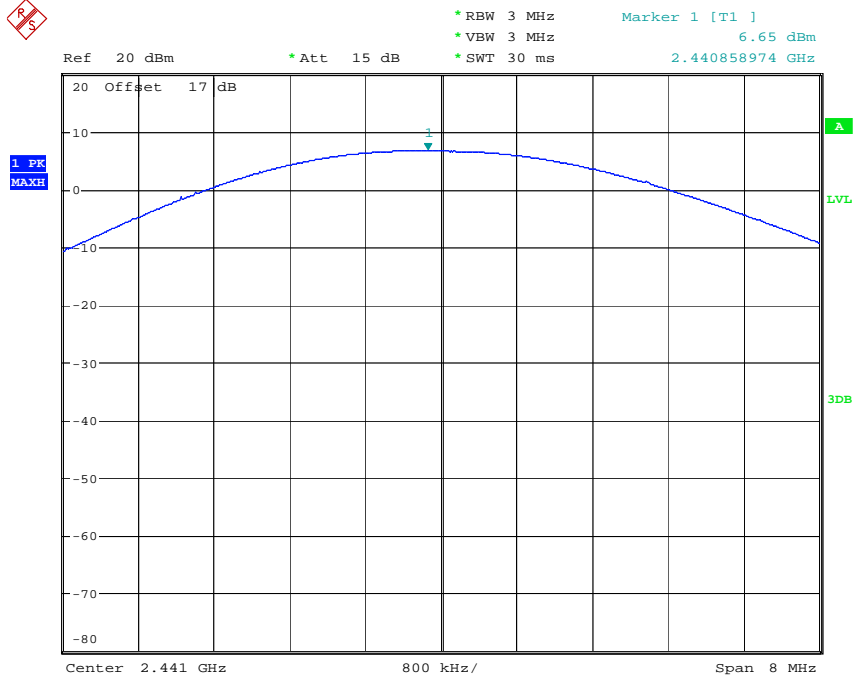
Bluetooth 2.0
Normal mode



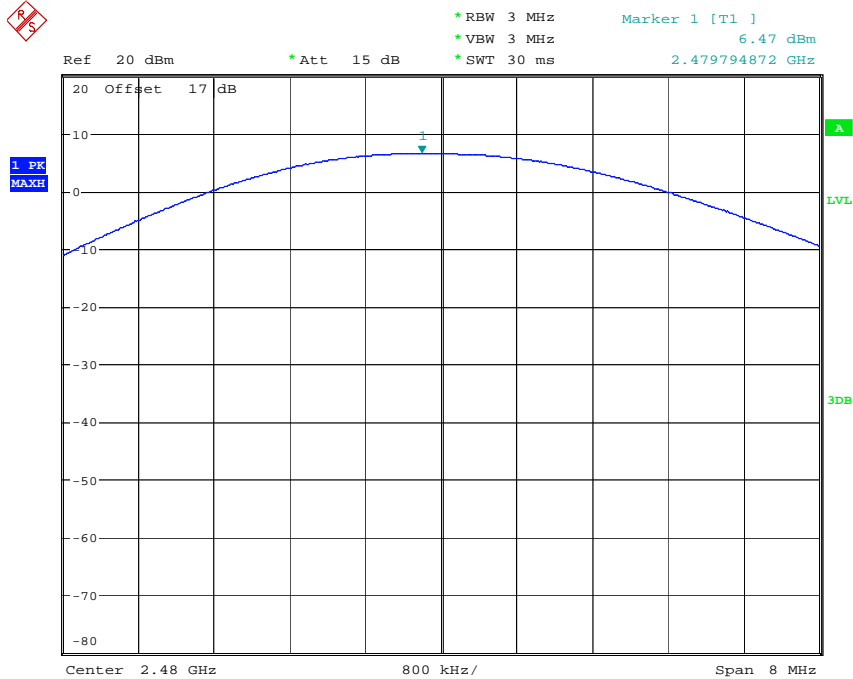
MAX OUTPUT POWER CH0
Date: 5.SEP.2016 17:21:22



Registration number: W6M21608-16182-C-1
FCC ID: 2AA7Y-MOSHIBT



MAX OUTPUT POWER CH39
Date: 5.SEP.2016 17:22:54

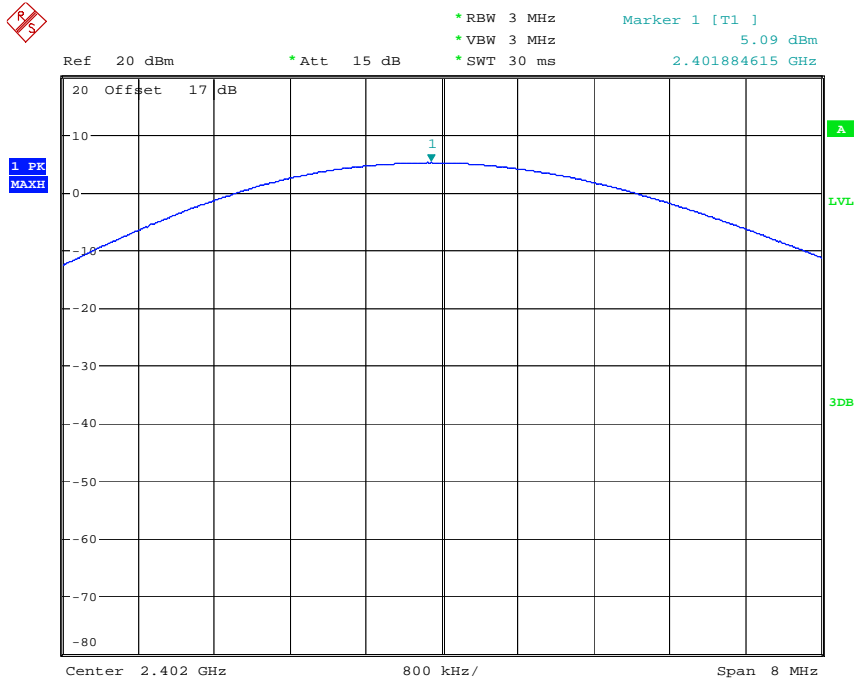


MAX OUTPUT POWER CH78
Date: 5.SEP.2016 17:23:22

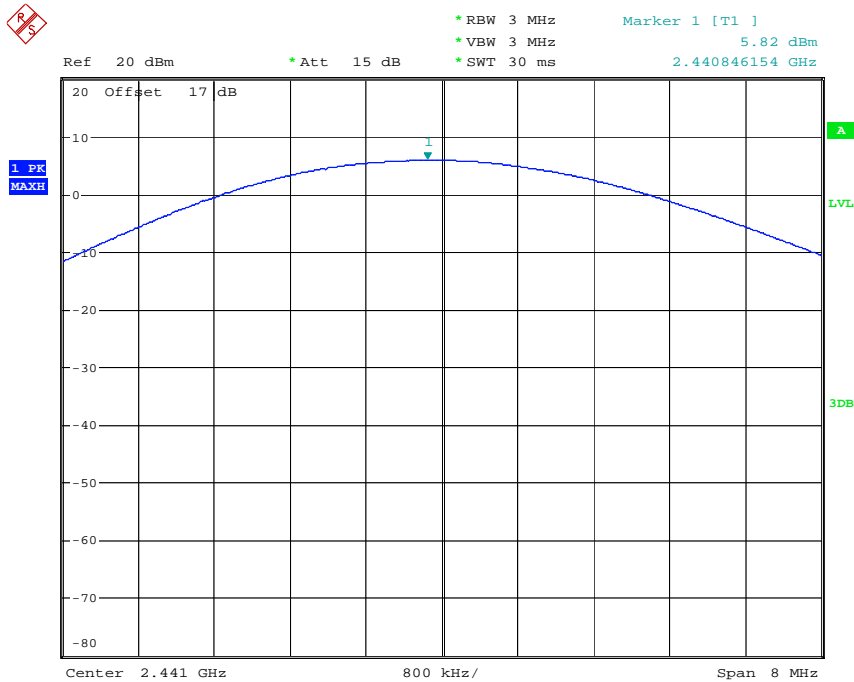


Registration number: W6M21608-16182-C-1
FCC ID: 2AA7Y-MOSHIBT

EDR mode



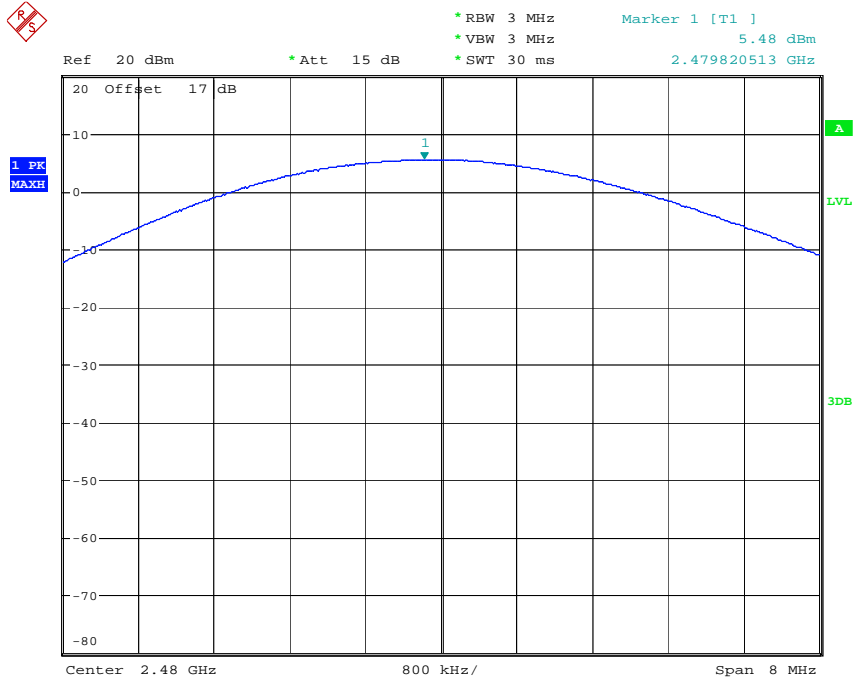
MAX OUTPUT POWER CH0 EDR MODE
Date: 5.SEP.2016 17:24:18



MAX OUTPUT POWER CH39 EDR MODE
Date: 5.SEP.2016 17:25:02

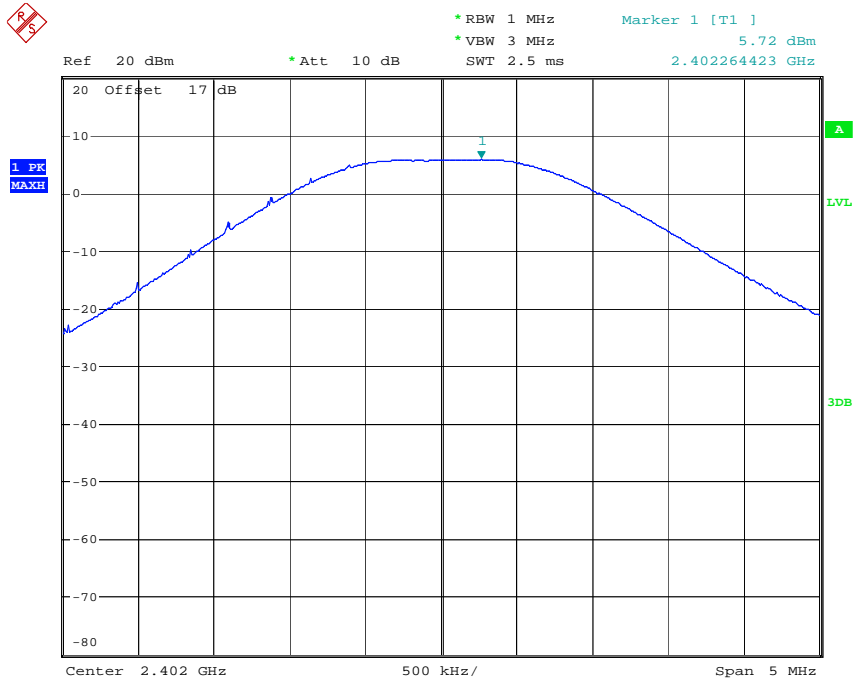


Registration number: W6M21608-16182-C-1
FCC ID: 2AA7Y-MOSHIBT



MAX OUTPUT POWER CH78 EDR MODE
Date: 5.SEP.2016 17:25:26

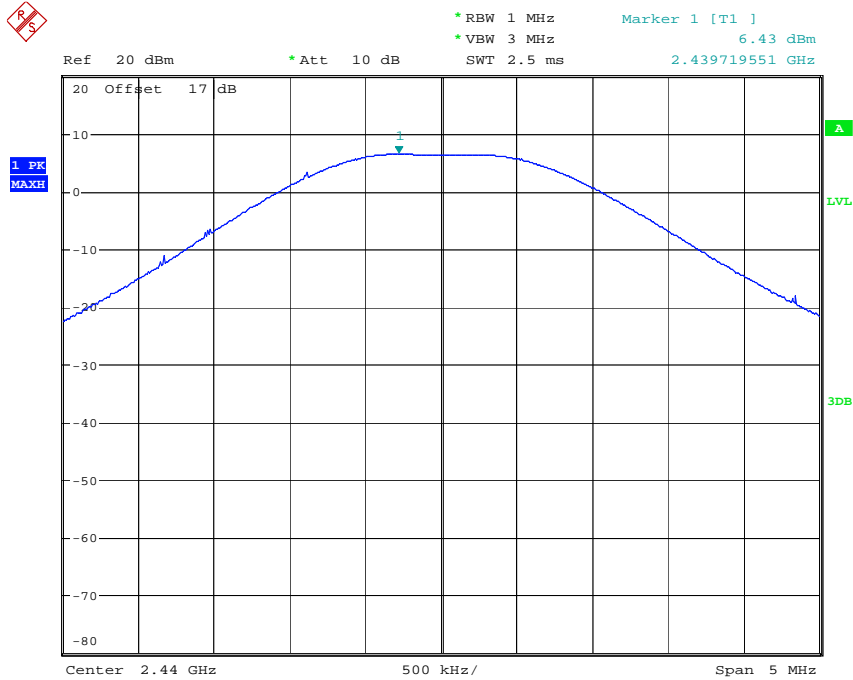
Bluetooth 4.0



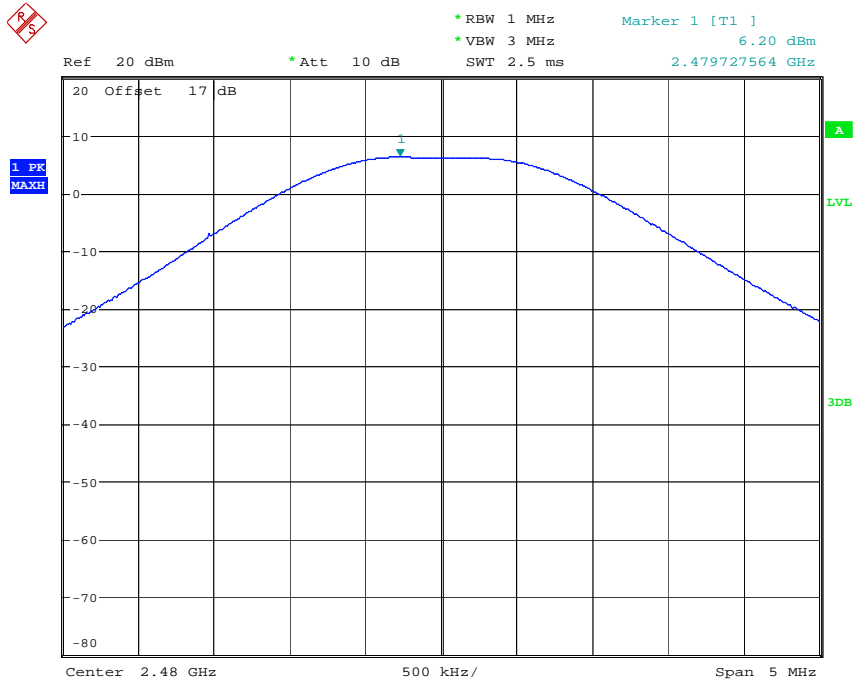
MAX OUTPUT POWER BT4.0 CH00
Date: 5.SEP.2016 17:26:28



Registration number: W6M21608-16182-C-1
FCC ID: 2AA7Y-MOSHIBT



MAX OUTPUT POWER BT4.0 CH19
Date: 5.SEP.2016 17:27:12



MAX OUTPUT POWER BT4.0 CH39
Date: 5.SEP.2016 17:29:32



Worldwide Testing Services(Taiwan) Co., Ltd.

Registration number: W6M21608-16182-C-1
FCC ID: 2AA7Y-MOSHIBT

Limits:

Frequency MHz	Power dBm
902 - 928	30
2400 – 2483.5	30
5725 – 5850	30

In case of employing transmitter antennas having antenna gain > 6 dBi and using fixed point-to point operation consider §15.247 (b)(4)

Test equipment used: ETSTW-RE 055



Registration number: W6M21608-16182-C-1
 FCC ID: 2AA7Y-MOSHIBT

3.2 Equivalent isotropic radiated power

FCC Rule: 15.247(b)(3)
 Bluetooth 2.0+EDR
 Test exclusion = max. conducted output power
 Test exclusion = 6.65 dBm
 Limit: EIRP = +36 dBm for Antenna gain <6dBi
 Bluetooth 4.0
 Test exclusion = max. conducted output power
 Test exclusion = 6.43 dBm
 Limit: EIRP = +36 dBm for Antenna gain <6dBi

Test equipment used: ETSTW-RE 055

3.3 RF Exposure Compliance Requirements

RESULT:

Test standard : FCC KDB Publication
 447498 D01 General RF Exposure Guidance v06

According to 447498 D01 General RF Exposure Guidance v06:
 SAR evaluation, by measurement or numerical simulation, is not required when the corresponding SAR Exclusion Threshold condition, listed below, is satisfied.

The enclosure of the device provides ≥ 0.5 cm separation from the antenna elements to significant metal parts of the enclosure to minimize potential perturbations.

Frequency Band:2400-2483.5 MHz
 Maximum Power fed to Antenna (BT2.0): 4.6238 mW
 Maximum Power fed to Antenna (BT4.0): 4.3954 mW

Separation distances:
 Radiator to user: > 5 mm
 Distance prescribed in user manual: > 5 mm

MHz	5	10	15	20	25	mm
2450	10	19	29	38	48	SAR Test Exclusion Threshold (mW)

MHz	30	35	40	45	50	mm
2450	57	67	77	86	96	SAR Test Exclusion Threshold (mW)

MHz	50	60	70	80	90	100	110	120	130	140	150	160	170	180	190	mm
2450	96	196	296	396	496	596	696	796	896	996	1096	1196	1296	1396	1496	mW



Registration number: W6M21608-16182-C-1
FCC ID: 2AA7Y-MOSHIBT

3.4 Transmitter Radiated Emissions in Restricted Bands

FCC Rules: 15.247 (c), 15.205, 15.209, 15.35

Radiated emission measurements were performed from 30 MHz to 26500 MHz.

For radiated emission tests, the analyzer setting was as followings:

Frequency \leq 1 GHz, RBW:100 kHz, VBW: 100 kHz (Peak measurements)

Frequency $>$ 1 GHz, RBW: 1 MHz, VBW: 1 MHz (Peak measurements)

Frequency $>$ 1 GHz , RBW:1 MHz , VBW: 10 Hz (Average measurements)

Limits.

For frequencies below 1GHz:

Frequency of Emission (MHz)	Field strength (microvolts/meter)	Field Strength (dB microvolts/meter)
30 - 88	100	40.0
88 - 216	150	43.5
216 - 960	200	46.0
Above	500	54.0

For frequencies above 1GHz (Average measurements).

Guidance on Measurement of Digit Transmission Systems:

“If the emission is pulsed, modify the unit for continuous operation, use the setting shown above, then correct the reading by subtracting the peak-average correction factor, derived from the appropriate duty cycle calculation.”

The correction factor, based on the total channel dwell time in a 100 ms period, may be mathematically applied to a measurement made with an average detector, to further reduce the value.

Duty cycle correction = $20 \log (\text{dwell time}/ 100\text{ms})$

Note: No duty cycle correction was added to the reading of this EUT.

Explanation: See attached diagrams in Appendix.



Registration number: W6M21608-16182-C-1
FCC ID: 2AA7Y-MOSHIBT

3.5 Spurious Emissions (tx)

Spurious emission was measured with modulation (declared by manufacturer).

In any 100 kHz bandwidth outside the frequency band in which the intentional radiator is operating, the radio frequency power that is produced by the intentional radiator shall be at least 20dB below that in the 100 kHz bandwidth within the band that contains the highest level of the desired power, based on either an RF conducted or a radiated measurement. Attenuation below the general limits specified in § 15.209(a) is not required. In addition, radiated emissions which fall in the restricted bands, as defined in § 15.205(a), must also comply with the radiated emission limits specified in § 15.209(a) (see § 15.205(c))

FCC Rule: 15.247(c), 15.35

For out of band emissions that are close to or that exceed the 20 dB attenuation requirement described in the specification, radiated measurements were performed at a 3 m separation distance to determine whether these emissions complied with the general radiated emission requirement.

Limits:

For frequencies above 1GHz (Peak measurements).

Modified Limit for peak according to 15.35 (b) = Max Permitted average Limits + 20dB

For frequencies above 1GHz (Average measurements).

Max. reading – 20dB

Max. reading – 20 dB

Guidance on Measurement of Digit Transmission Systems:

“If the emission is pulsed, modify the unit for continuous operation, use the settings shown above, then correct the reading by subtracting the peak-average correction factor, derived from the appropriate duty cycle calculation.”

The correction factor, based on the total channel dwell time in a 100 ms period, may be mathematically applied to a measurement made with an average detector, to further reduce the value.

Duty Cycle correction = $20 \log (\text{dwell time}/100\text{ms})$

Test equipment used: ETSTW-RE 004, ETSTW-RE 030, ETSTW-RE 062, ETSTW-RE 142, ETSTW-RE 147

Note: No duty cycle correction was added to the reading of EUT.



Worldwide Testing Services(Taiwan) Co., Ltd.

Registration number: W6M21608-16182-C-1
 FCC ID: 2AA7Y-MOSHIPT

SAMPLE CALCULATION OF LIMIT. All results will be updated by an automatic measuring system in accordance with point 2.3.

Calculation of test results:
 Such factors like antenna correction, cable loss, external attenuation etc. are already included in the provided measurement results. This is done by using validated test software and calibrated test system according the accreditation requirements.

The peak and average spurious emission plots was measured with the average limits.
 In the Table being listed the critical peak and average value and exhibit the compliance with the above calculated Limits.

If in the column's correction factor states a value then the max. Field strength in the same row is corrected by a value gained from the "Correction Factor".

Summary table with radiated data of the test plots

Model: 99MO035023 Date: --
 Mode: -- Temperature: -- °C Engineer: --
 Polarization: Horizontal Humidity: -- %

Frequency (MHz)	Reading (dBuV)	Detector	Factor (dB)	Result (dBuV/m)	Limit (dBuV/m)	Margin (dB)	Table Degree (Deg.)	Ant. High (cm)
--	--	--	--	--	--	--	--	--
--	--	--	--	--	--	--	--	--

Frequency (MHz)	Reading (dBuV)		Factor (dB) Corr.	Result @3m (dBuV/m)		Limit @3m (dBuV/m)		Margin (dB)	Table Degree (Deg.)	Ant. High (cm)
	Peak	Ave.		Peak	Ave.	Peak	Ave.			
--	--	--	--	--	--	--	--	--	--	--
--	--	--	--	--	--	--	--	--	--	--

Note

1. Correction Factor = Antenna factor + Cable loss - Preamplifier
2. The formula of measured value as: Test Result = Reading + Correction Factor
3. Detector function in the form : PK = Peak, QP = Quasi Peak, AV = Average
4. All not in the table noted test results are more than 20 dB below the relevant limits.
5. Measurement uncertainty for 3m measurement: 30-1000 MHz = ± 4.69 dB, 1-18 GHz = ± 4.78 dB, 18-40 GHz = ± 2.44 dB ; Reported uncertainties represent expanded uncertainties expressed at approximately the 95% confidence level using a coverage factor of k = 2.
6. Up Line: PK Limit Line, Down Line: Ave Limit Line.
7. See attached diagrams in appendix.

TEST RESULT (Transmitter): The unit DOES meet the FCC requirements.

Test equipment used: ETSTW-RE 004, ETSTW-RE 030, ETSTW-RE 062, ETSTW-RE 142, ETSTW-RE 147

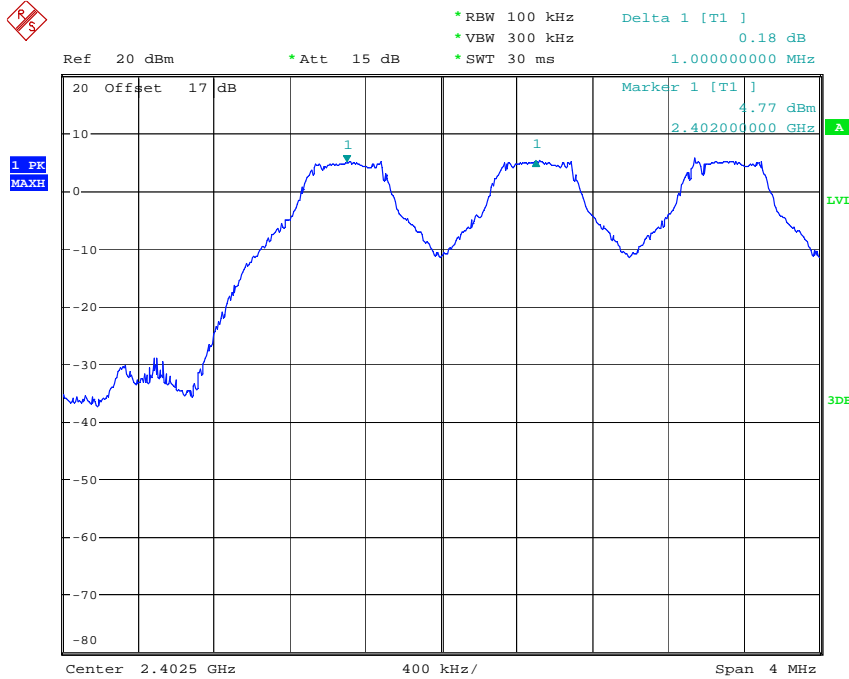


Registration number: W6M21608-16182-C-1
FCC ID: 2AA7Y-MOSHIBT

3.6 Carrier Frequency Separation

Carrier Frequency Separation was measured with modulation (declared by manufacturer). According to FCC rules part 15 subpart C §15.247 frequency hopping systems shall have hopping channel carrier frequencies separated by a minimum of 25 kHz or 20 dB bandwidth of the hopping channel, whichever is greater.

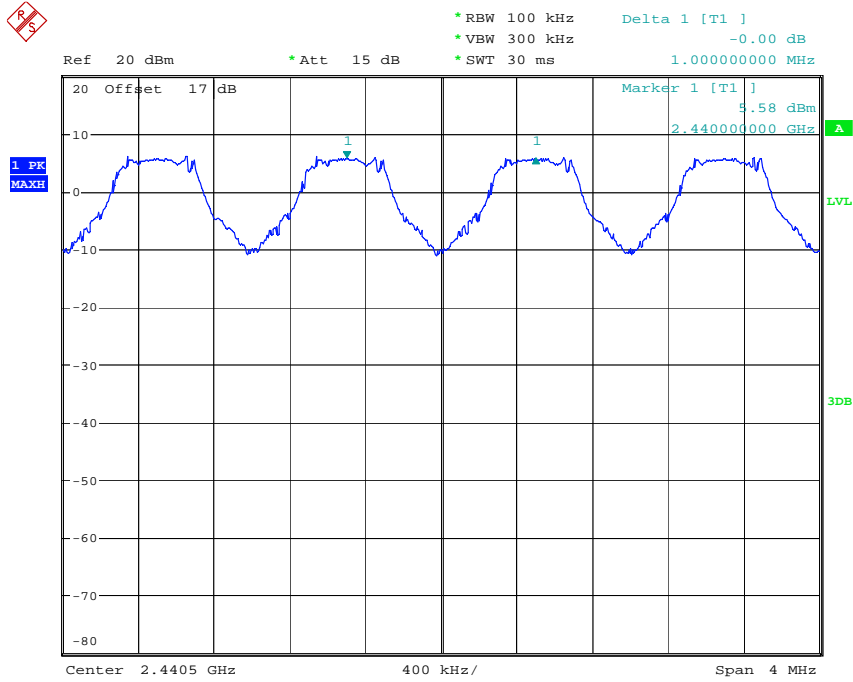
Bluetooth 2.0
Normal mode



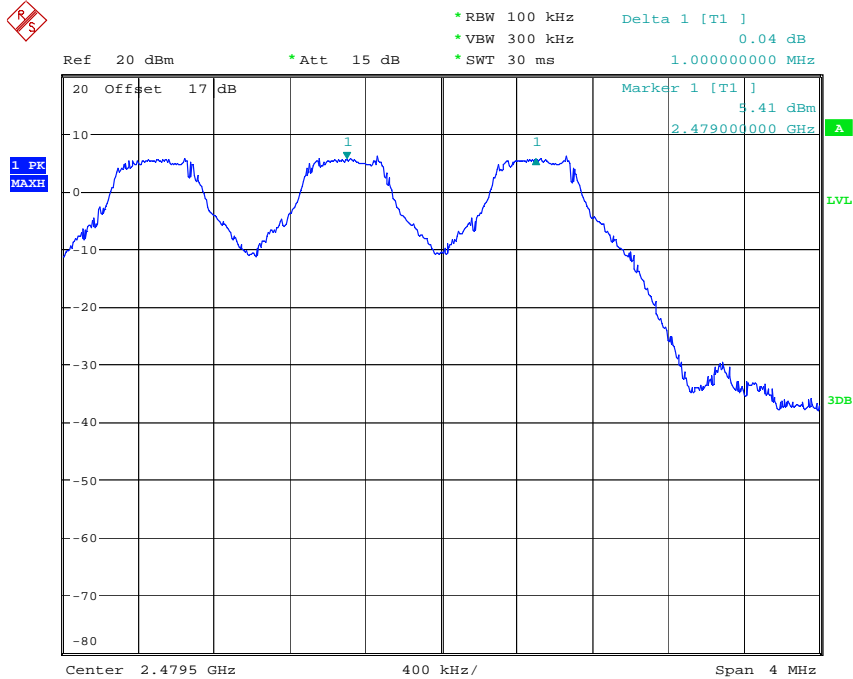
FREQUENCY SEPARATION CH0
Date: 5.SEP.2016 17:12:42



Registration number: W6M21608-16182-C-1
FCC ID: 2AA7Y-MOSHIBT



FREQUENCY SEPARATION CH39
Date: 5.SEP.2016 17:13:26



FREQUENCY SEPARATION CH78
Date: 5.SEP.2016 17:14:14



Worldwide Testing Services(Taiwan) Co., Ltd.

Registration number: W6M21608-16182-C-1
FCC ID: 2AA7Y-MOSHIBT

Limits:

Frequency Range MHz	Limits	
	20 dB bandwidth < 25 kHz	20 dB bandwidth > 25 kHz
902-928	25 kHz	20 dB bandwidth
2400-2483.5 5725-5850.0	25 kHz	20 dB bandwidth

Test equipment used: ETSTW-RE 055, ETSTW-RE 064



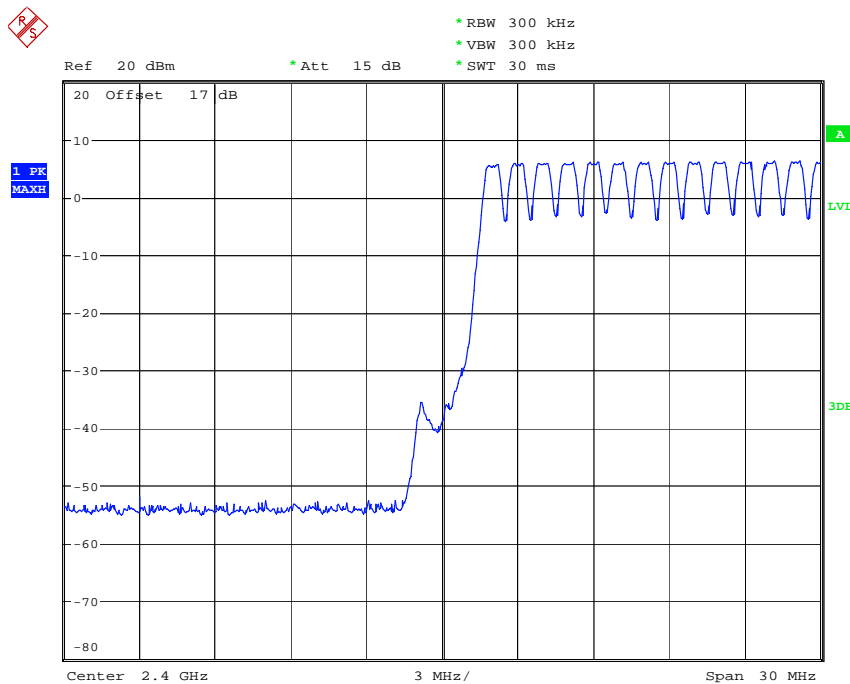
Registration number: W6M21608-16182-C-1
FCC ID: 2AA7Y-MOSHIBT

3.7 Number of Hopping Frequencies

According to FCC rules part 15 subpart C §15.247 frequency hopping systems operating in the 2400-2483.5 MHz band shall use at least 15 hopping frequencies. Frequency hopping systems in 5725-5850 MHz bands shall use at least 75 hopping frequencies.

For frequency hopping systems operating in the 902-928 MHz band: if the 20dB bandwidth of the hopping channel is less than 250 kHz, the system shall use at least 50 hopping frequencies; if the 20dB bandwidth of the hopping channel 250 kHz or greater, the system shall use at least 25 hopping frequencies.

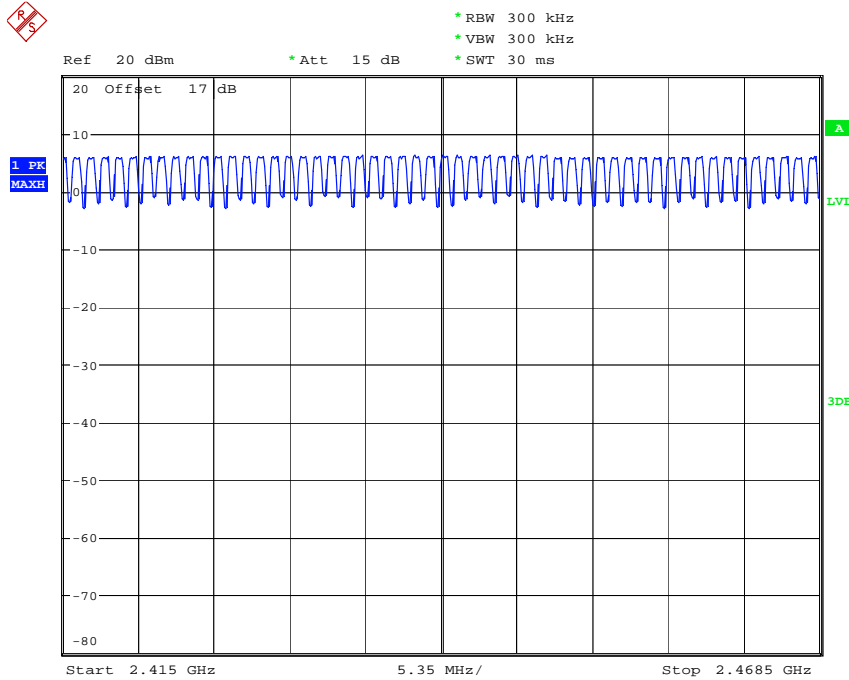
Bluetooth 2.0



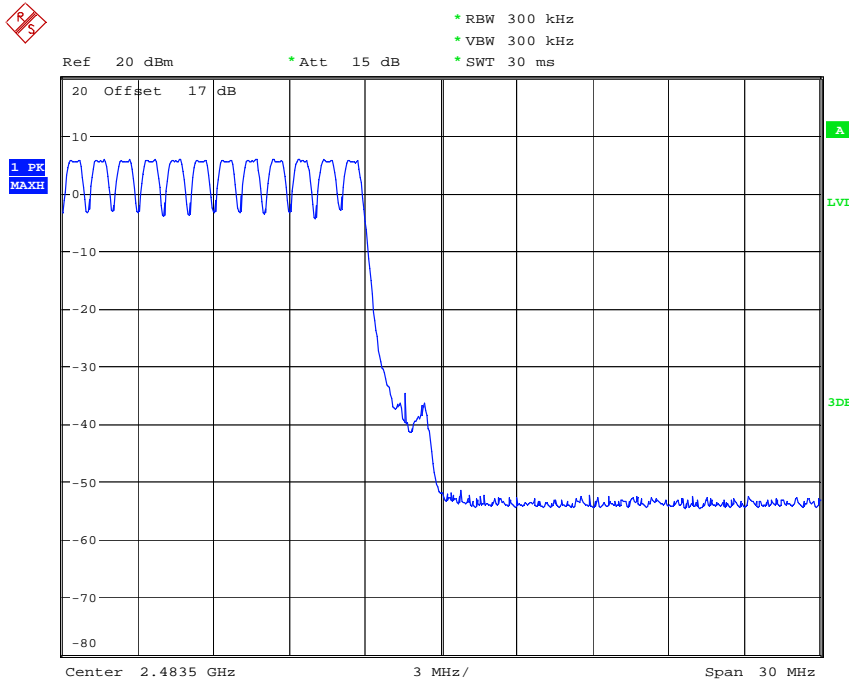
NUMBER OF HOPPING CH0-13
Date: 5.SEP.2016 17:10:02



Registration number: W6M21608-16182-C-1
FCC ID: 2AA7Y-MOSHIBT



NUMBER OF HOPPING CH14-66
Date: 5.SEP.2016 17:11:50



NUMBER OF HOPPING CH67-78
Date: 5.SEP.2016 17:10:42



Registration number: W6M21608-16182-C-1
FCC ID: 2AA7Y-MOSHIBT

Limits:

Frequency Range MHz	Limit	
	20dB Bandwidth	Number of Channels
902-928 MHz	Bandwidth < 250 kHz	≥ 50
	Bandwidth ≥ 250 kHz	≥ 25
2400-2483.5	not defined	15
5725-5850.0 MHz	1 MHz	75

Test equipment used: ETSTW-RE 055, ETSTW-RE 064

3.7.1 Pseudorandom Frequency Hopping Sequence

The generation of the hopping sequence is determined by the Bluetooth core specification and complies with the FCC requirements.

3.7.2 Coordination of hopping sequences to other transmitters

According to the Bluetooth core specification such a coordination is not possible. During scatternet function only one of the two hopping sequences will be used at a definite moment.

3.7.3 System Receiver Hopping Capability

According to the Bluetooth core specification. The system receivers shift frequencies in synchronization with the transmitted signals.



Registration number: W6M21608-16182-C-1
FCC ID: 2AA7Y-MOSHIBT

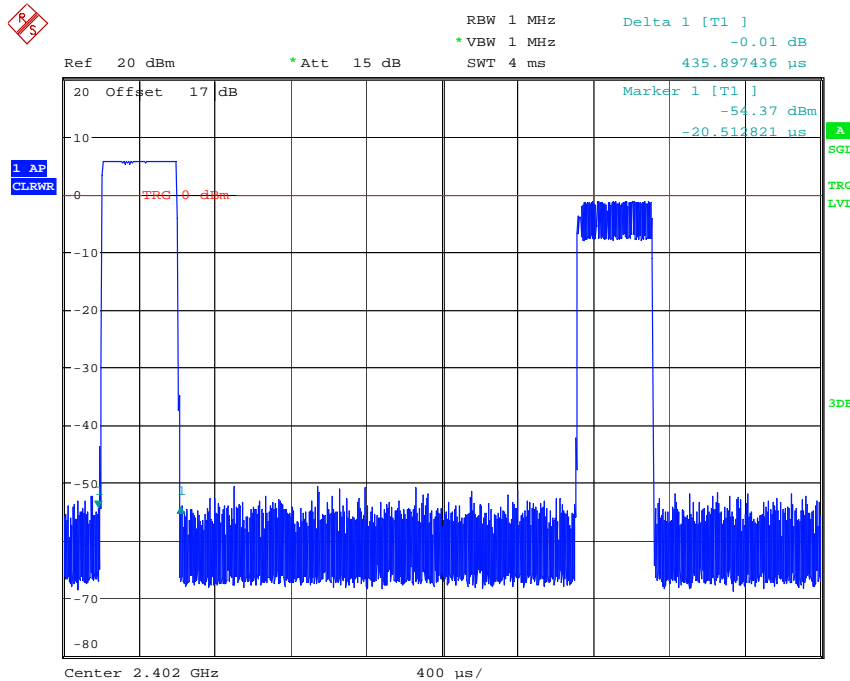
3.8 Time of Occupancy (Dwell Time)

Frequency hopping systems operating in the 5725-5850 MHz band shall use an average time of occupancy on any frequency not greater than 0.4 seconds within a 30 second period.

In 2400-2483.5 MHz band the average time of occupancy on any channel shall not be greater than 0.4 seconds multiplied by the number of hopping channels employed.

For frequency hopping systems operating in the 902-928 MHz band: if the 20dB bandwidth of the hopping channel is less than 250 kHz, the average time of occupancy on any frequency shall not be greater than 0.4 seconds within a 20 second period; if the 20dB bandwidth of the hopping channel is 250 kHz or greater, the average time of occupancy on any frequency shall not be greater than 0.4 seconds within a 10 second period.

Bluetooth 2.0

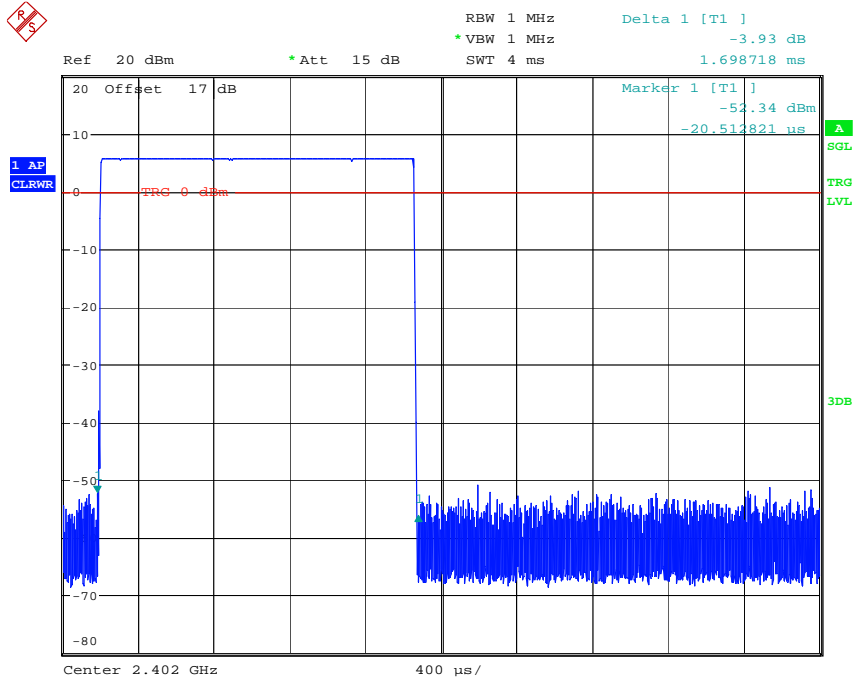


DWELL TIME CH0 DH1 (0.435ms * 320event = 139.2ms)
Date: 5.SEP.2016 17:04:59



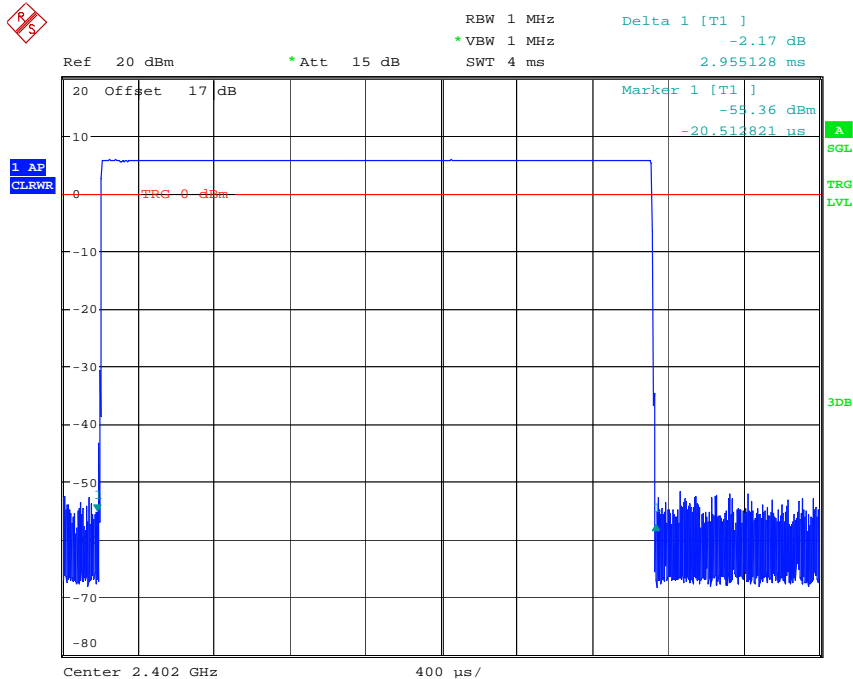
Worldwide Testing Services(Taiwan) Co., Ltd.

Registration number: W6M21608-16182-C-1
FCC ID: 2AA7Y-MOSHIBT



DWELL TIME CH0 DH3 (1.698ms * 160event = 271.68ms)

Date: 5.SEP.2016 17:06:16

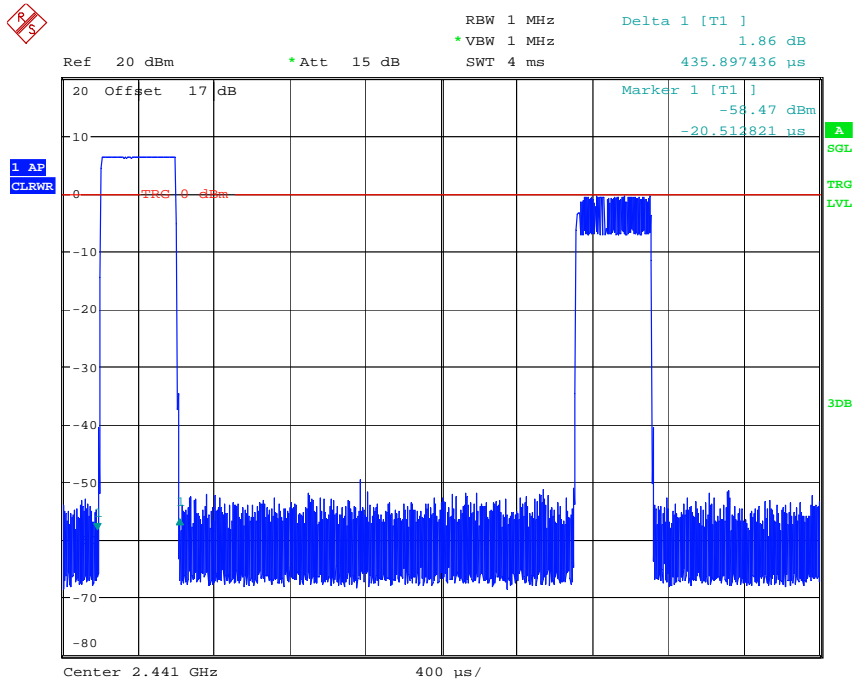


DWELL TIME CH0 DH5 (2.955ms * 106event = 313.23ms)

Date: 5.SEP.2016 17:09:02

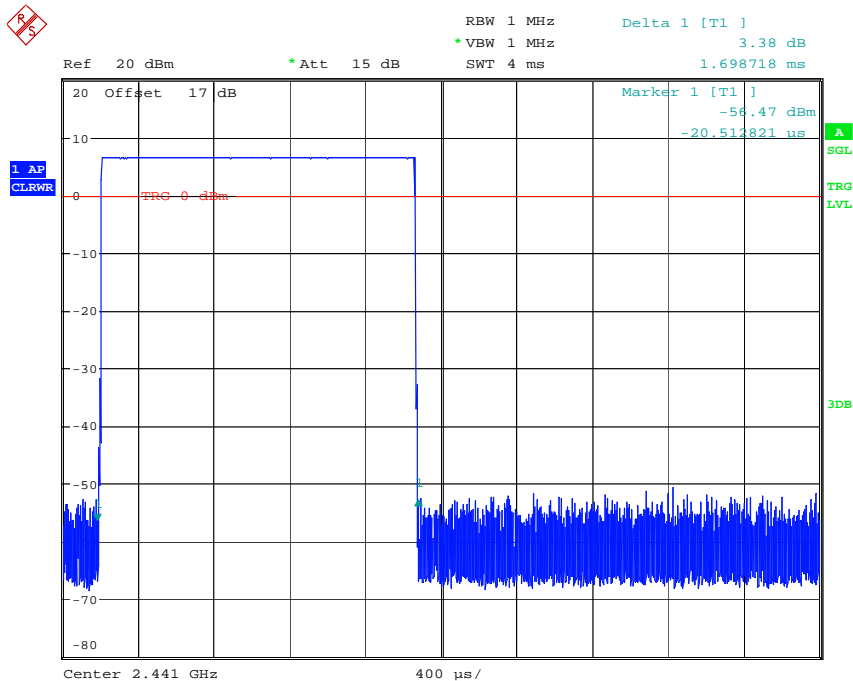


Registration number: W6M21608-16182-C-1
FCC ID: 2AA7Y-MOSHIBT



DWELL TIME CH39 DH1 (0.435ms * 320event = 139.2ms)

Date: 5.SEP.2016 17:04:44

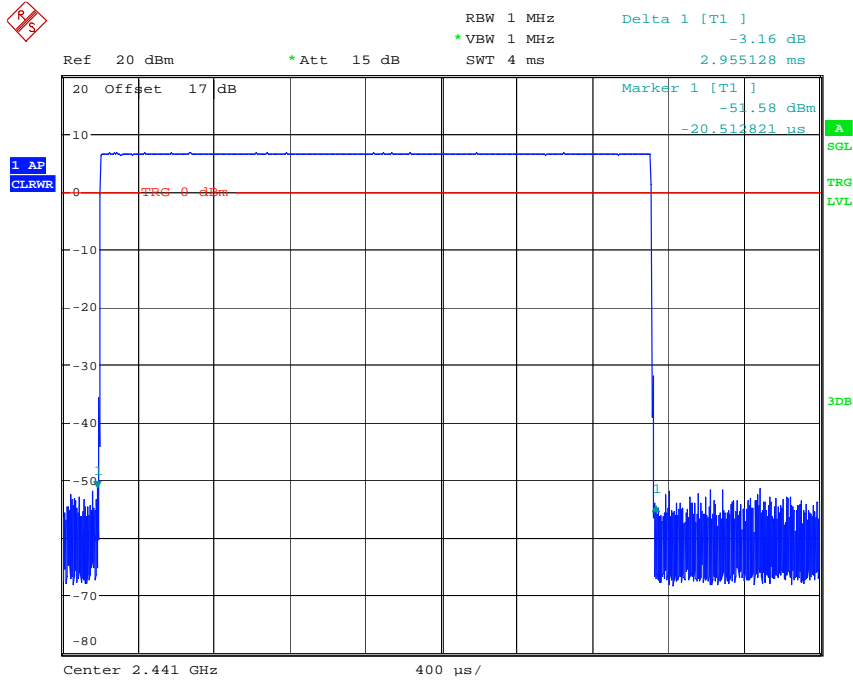


DWELL TIME CH39 DH3 (1.698ms * 160event = 271.68ms)

Date: 5.SEP.2016 17:06:31

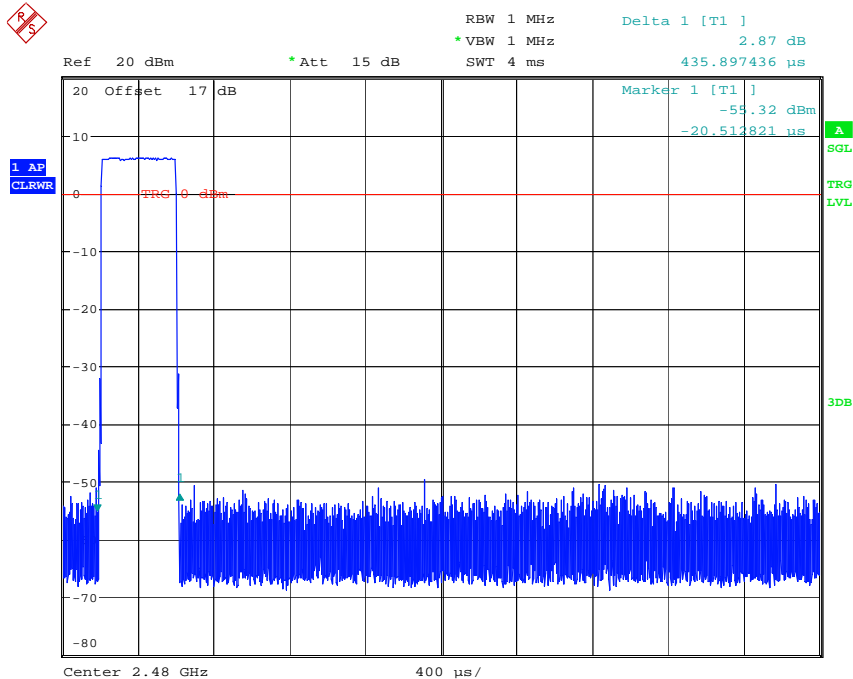


Registration number: W6M21608-16182-C-1
FCC ID: 2AA7Y-MOSHIBT



DWELL TIME CH39 DH5 (2.955ms * 106event = 313.23ms)

Date: 5.SEP.2016 17:08:48



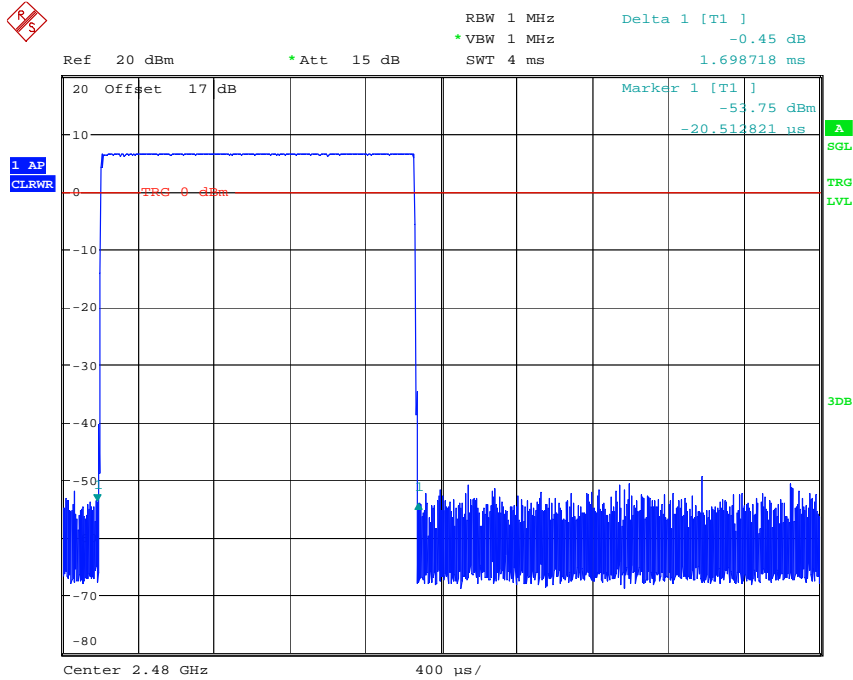
DWELL TIME CH78 DH1 (0.435ms * 320event = 139.2ms)

Date: 5.SEP.2016 17:04:26



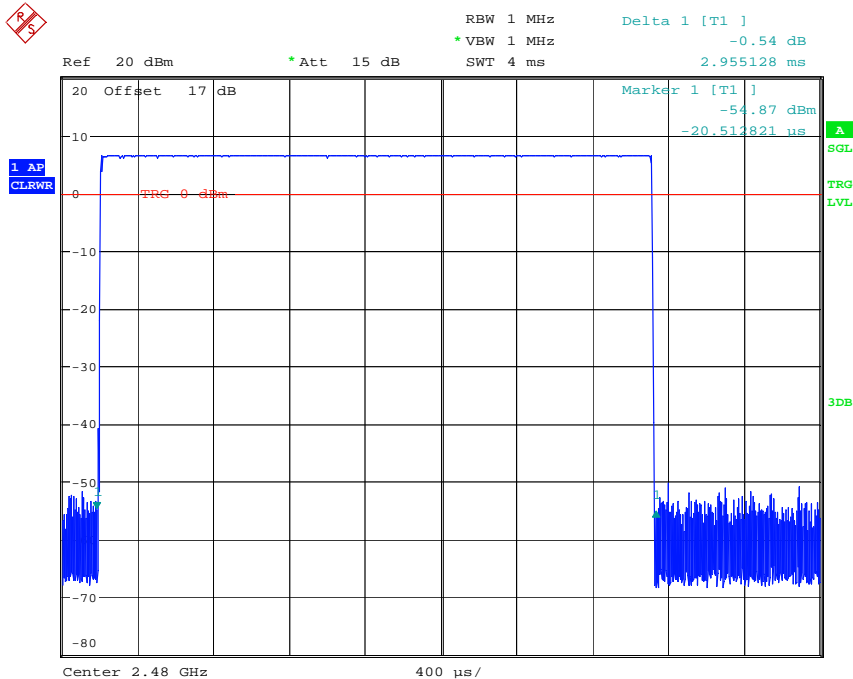
Worldwide Testing Services(Taiwan) Co., Ltd.

Registration number: W6M21608-16182-C-1
FCC ID: 2AA7Y-MOSHIBT



DWELL TIME CH78 DH3 (1.698ms * 160event = 271.68ms)

Date: 5.SEP.2016 17:06:45



DWELL TIME CH78 DH5 (2.955ms * 106event = 313.23ms)

Date: 5.SEP.2016 17:08:28



Registration number: W6M21608-16182-C-1

FCC ID: 2AA7Y-MOSHIBT

Limits and measurement periods:

Frequency MHz	Number of channels	Measurement Periode	Limit
902 – 928	≥ 50	20 s	0.4 s
	$49 \geq 25$	10 s	0.4 s
2400 – 2483.5	≥ 15	0.4 s * number of used channels	0.4 s
5725- 5850	≥ 75	30 s	0.4s

Test equipment used: ETSTW-RE 055, ETSTW-RE 064



Registration number: W6M21608-16182-C-1
FCC ID: 2AA7Y-MOSHIBT

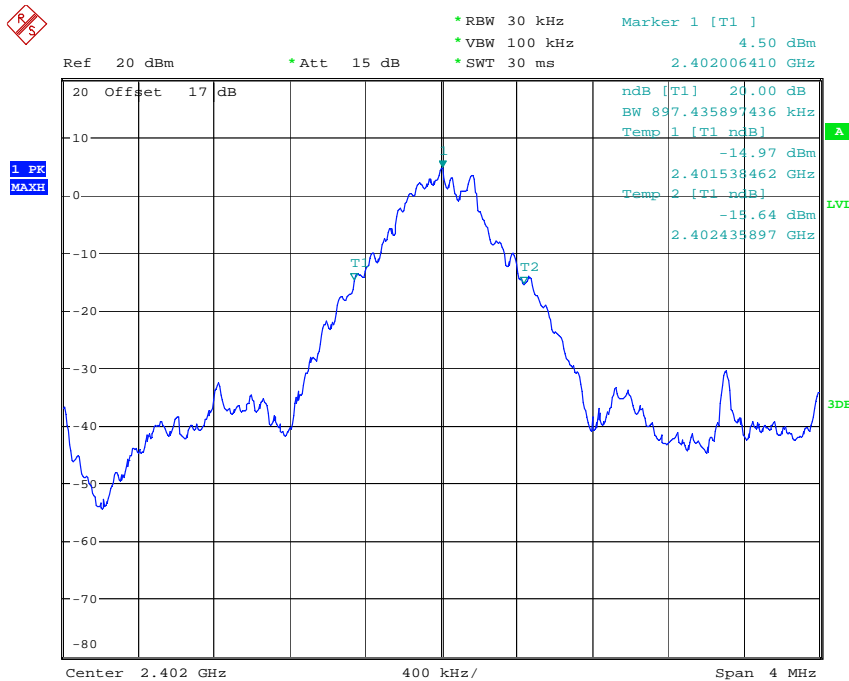
3.9 20dB Bandwidth

Frequency hopping systems operating in the 5725-5850 MHz bands shall use a maximum 20dB bandwidth of 1 MHz.

The 20dB bandwidth is measured on the lowest, middle and highest hopping channel.

For frequency hopping systems operating in the 902-928 MHz band the maximum 20dB bandwidth of the hopping channel is 500 kHz.

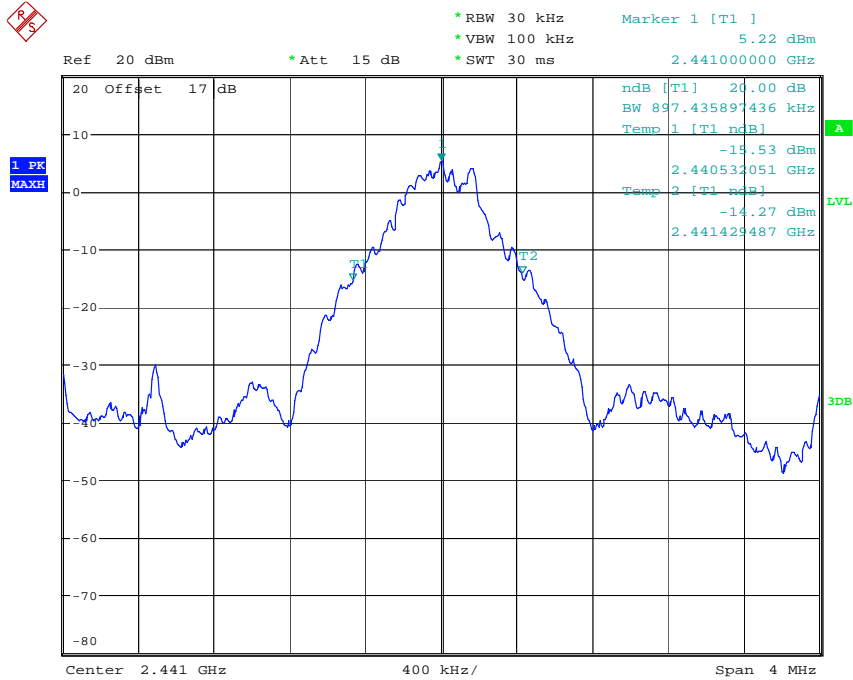
Bluetooth 2.0
Normal mode



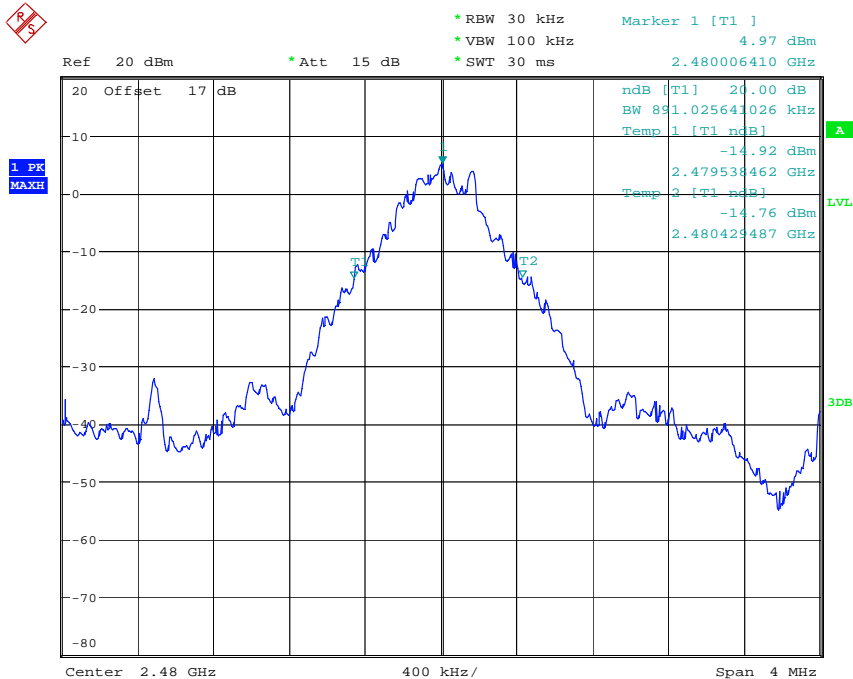
20DB BANDWIDTH CH0
Date: 5.SEP.2016 17:21:30



Registration number: W6M21608-16182-C-1
FCC ID: 2AA7Y-MOSHIBT



20DB BANDWIDTH CH39
Date: 5.SEP.2016 17:23:02



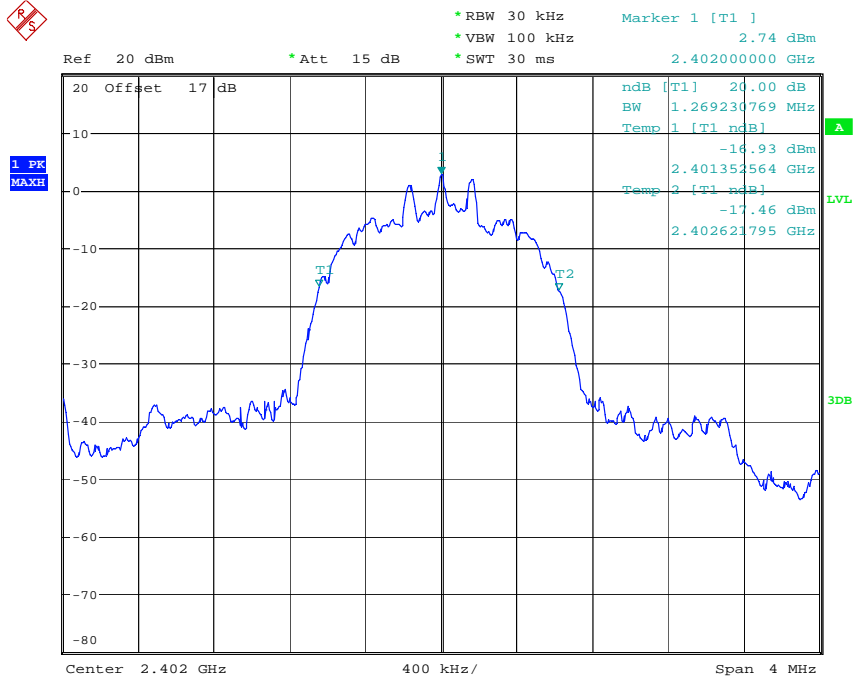
20DB BANDWIDTH CH78
Date: 5.SEP.2016 17:23:30



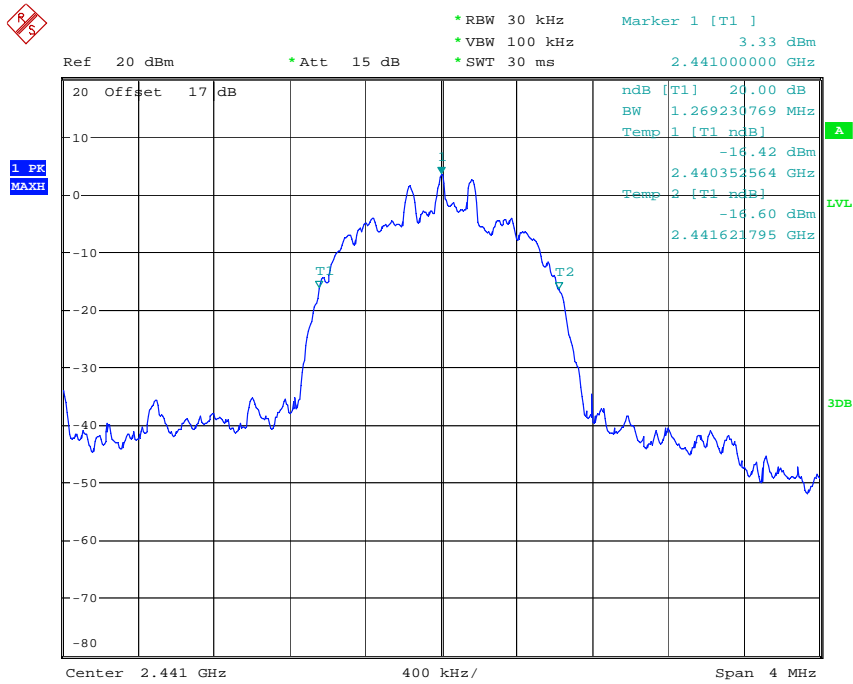
Worldwide Testing Services(Taiwan) Co., Ltd.

Registration number: W6M21608-16182-C-1
 FCC ID: 2AA7Y-MOSHIBT

EDR mode



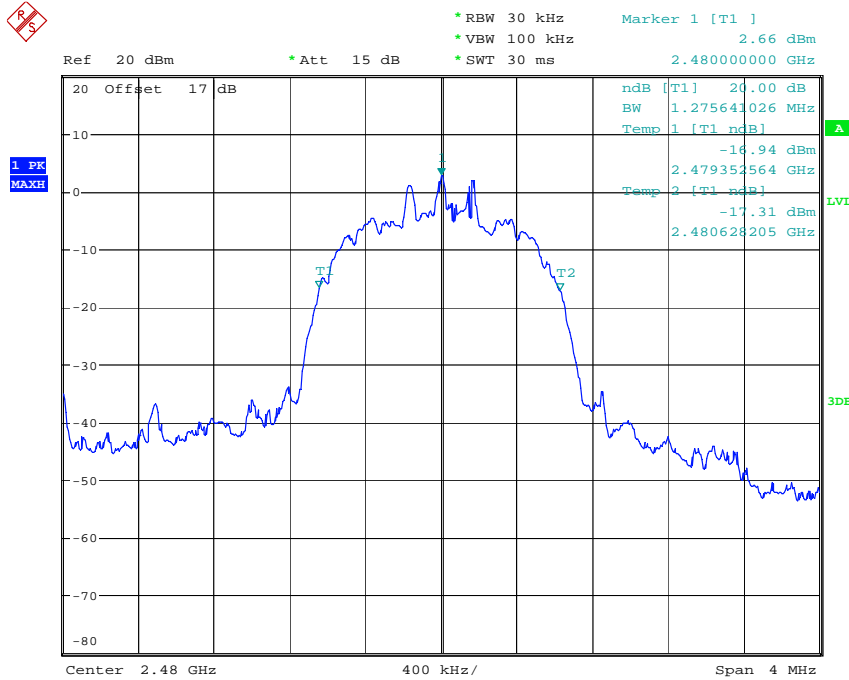
20DB BANDWIDTH CH0 EDR MODE
 Date: 5.SEP.2016 17:24:26



20DB BANDWIDTH CH39 EDR MODE
 Date: 5.SEP.2016 17:25:10



Registration number: W6M21608-16182-C-1
 FCC ID: 2AA7Y-MOSHIBT



20DB BANDWIDTH CH78 EDR MODE
 Date: 5.SEP.2016 17:25:34

Limits:

Frequency Range / MHz	Limit
902-928	≤ 500 kHz
2400-2483.5	not defined
5725-5850	≤ 1 MHz

Test equipment used: ETSTW-RE 055, ETSTW-RE 064

3.9.1 System Receiver Input Bandwidth

It is determined in the Bluetooth core specification. The value matches to the bandwidth of transmitter signal.

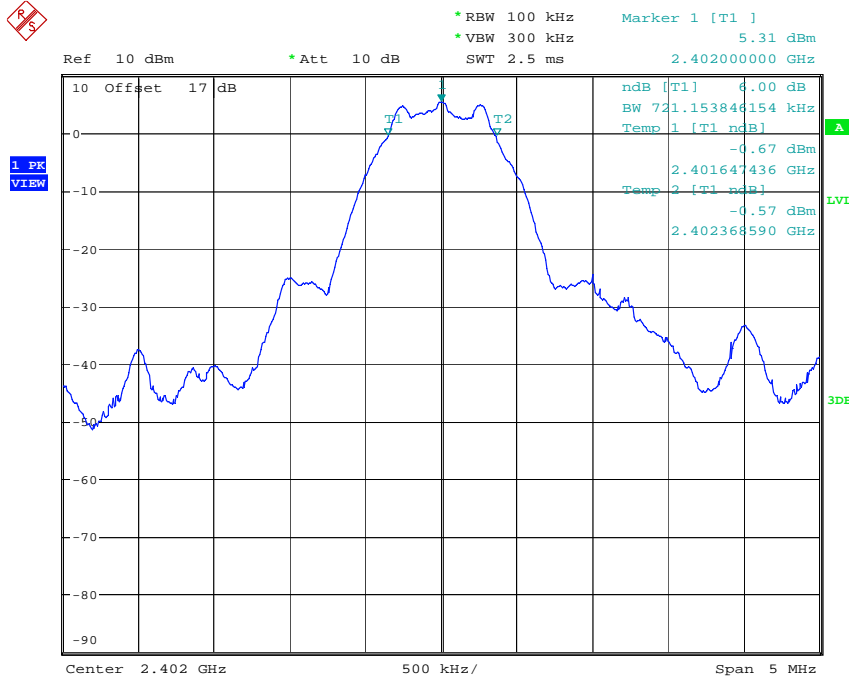


Registration number: W6M21608-16182-C-1
FCC ID: 2AA7Y-MOSHIBT

3.10 Minimum 6 dB Bandwidth

The analyzer ResBW was set to 100 kHz. For each RF output channel investigated, the spectrum analyzer center frequency was set to the channel carrier. A PEAK reading was taken, two markers were set 6 dB below the maximum level on the right and the left side of the emission. The 6 dB bandwidth is the frequency difference between the two markers.

Bluetooth 4.0

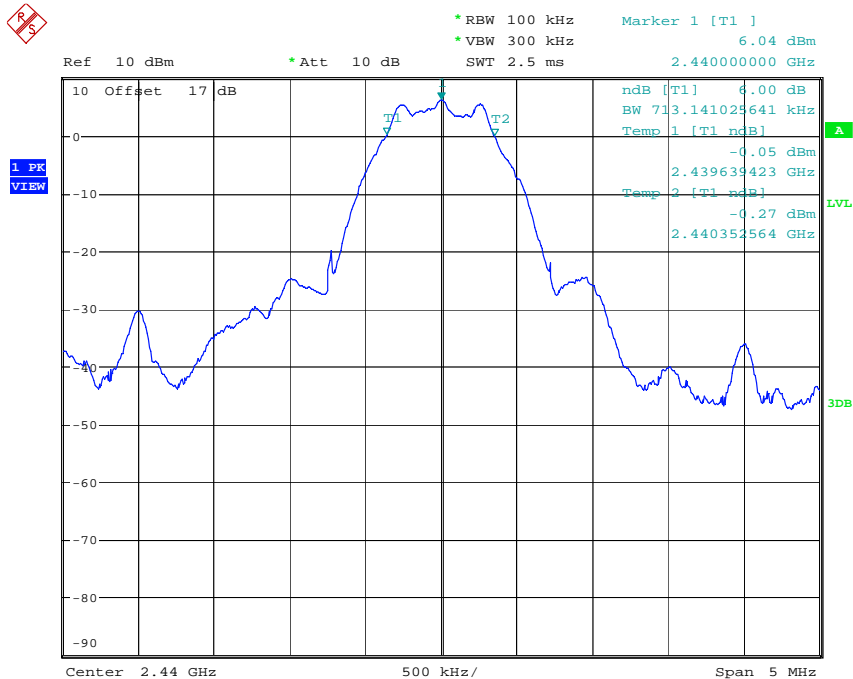


6DB BANDWIDTH BT4.0 CH00
Date: 5.SEP.2016 17:26:38

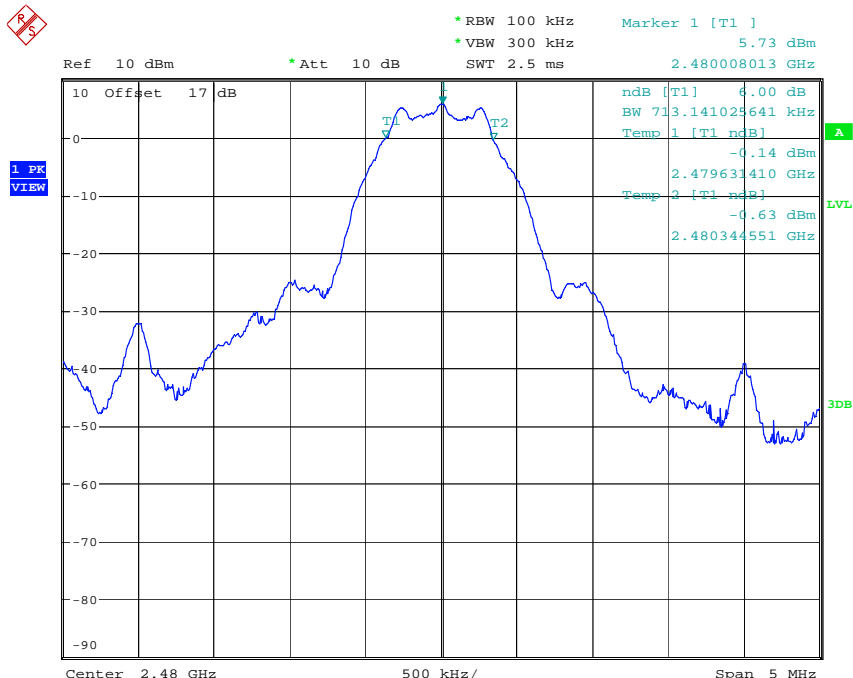


Registration number: W6M21608-16182-C-1

FCC ID: 2AA7Y-MOSHIBT



6DB BANDWIDTH BT4.0 CH19
Date: 5.SEP.2016 17:27:22



6DB BANDWIDTH BT4.0 CH39
Date: 5.SEP.2016 17:29:42



Worldwide Testing Services(Taiwan) Co., Ltd.

Registration number: W6M21608-16182-C-1
FCC ID: 2AA7Y-MOSHIBT

Limits:

Frequency Range MHz	Limits
902-928	min 500 kHz
2400-2483.5	min 500 kHz
5725-5850	min 500 kHz

Test equipment used: ETSTW-RE 055



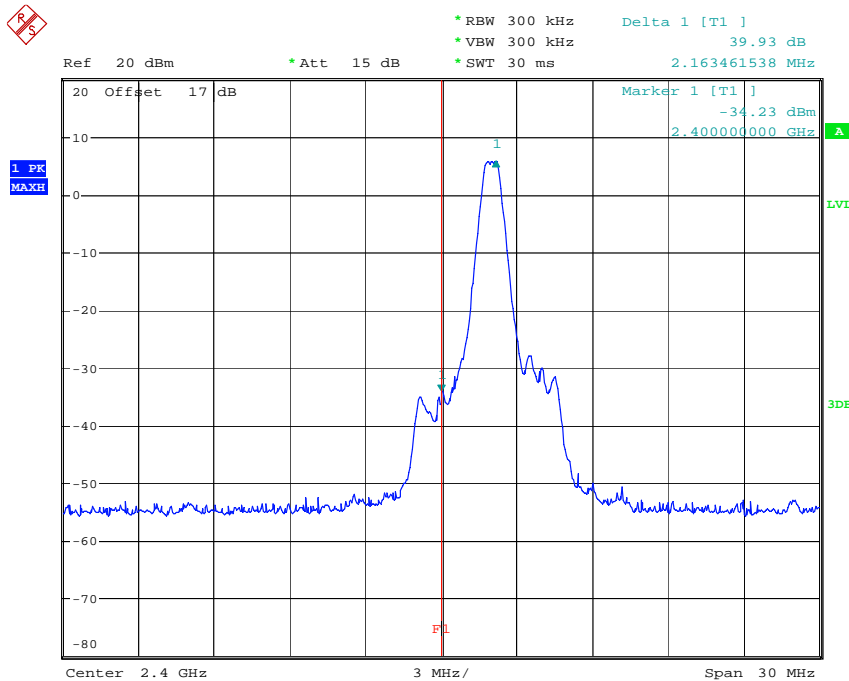
Registration number: W6M21608-16182-C-1
FCC ID: 2AA7Y-MOSHIBT

3.11 Radiated Emission on the band edge

According to FCC rules part 15 subpart C §15.247(c) in any 100 kHz bandwidth outside the frequency band in which the intentional radiator is operating, the radio frequency power that is produced by the intentional radiator shall be at least 20dB below that in the 100 kHz bandwidth within the band that contains the highest level of the desired power, based on either an RF conducted or a radiated measurement. Attenuation below the general limits specified in § 15.209(a) is not required.

In addition radiated emission which fall in the restricted bands, as defined in section 15.205(a), must also with the radiated emission limits.

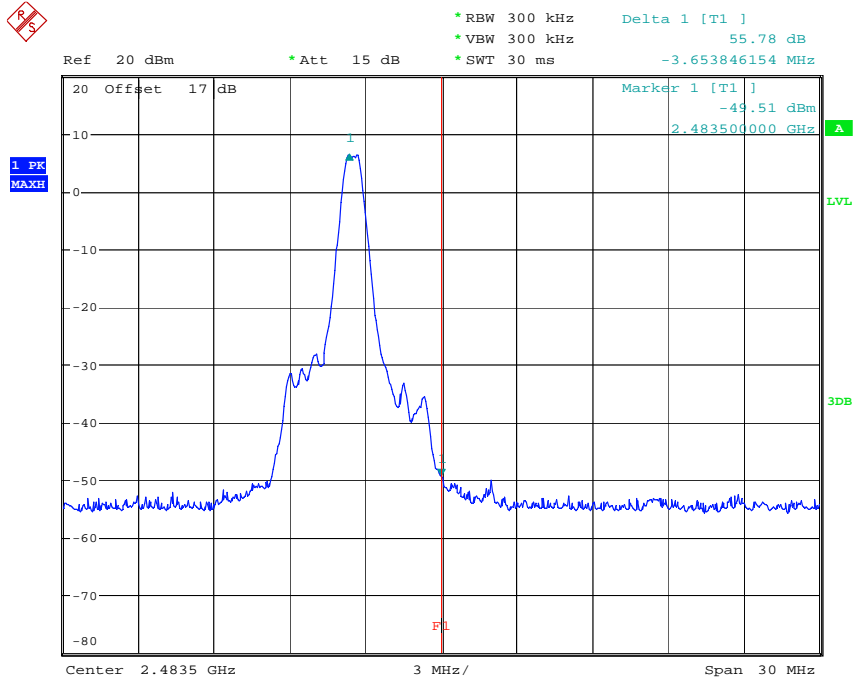
Bluetooth 2.0
Normal mode



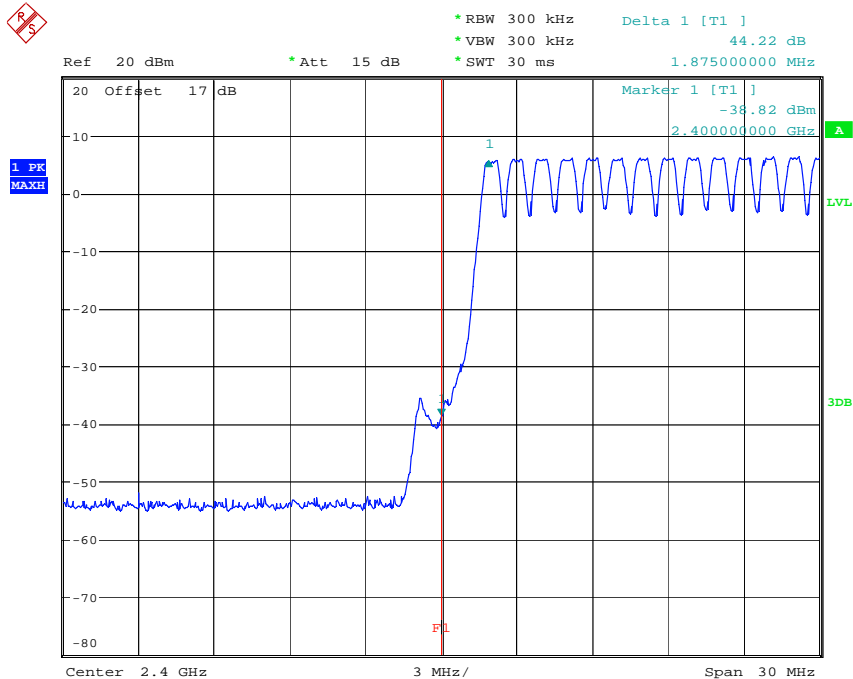
BANDEGE CH0
Date: 5.SEP.2016 17:21:42



Registration number: W6M21608-16182-C-1
FCC ID: 2AA7Y-MOSHIBT



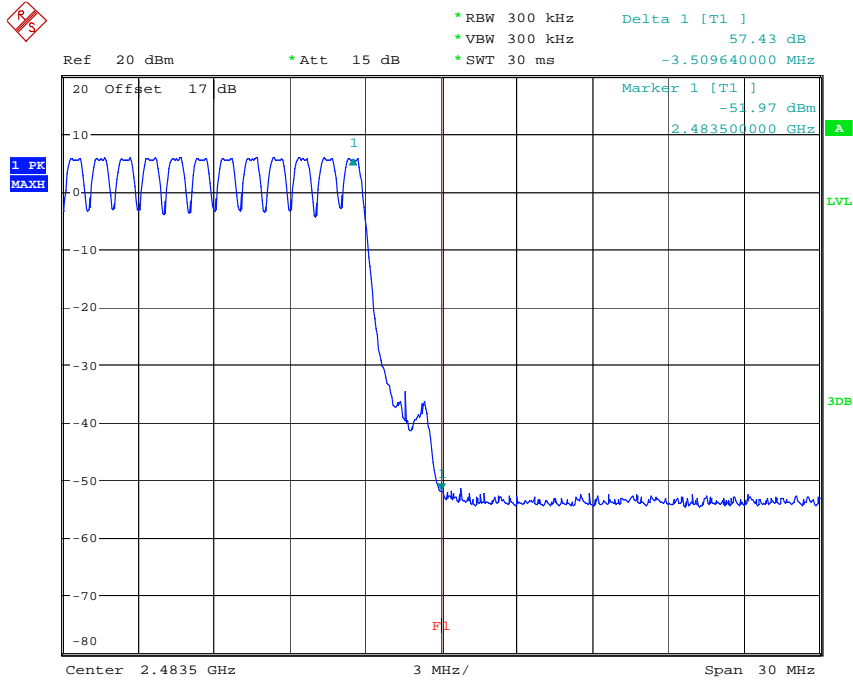
BANDEDGE CH78
Date: 5.SEP.2016 17:23:38



BANDEDGE CH0 HOPPING MODE
Date: 5.SEP.2016 17:10:02

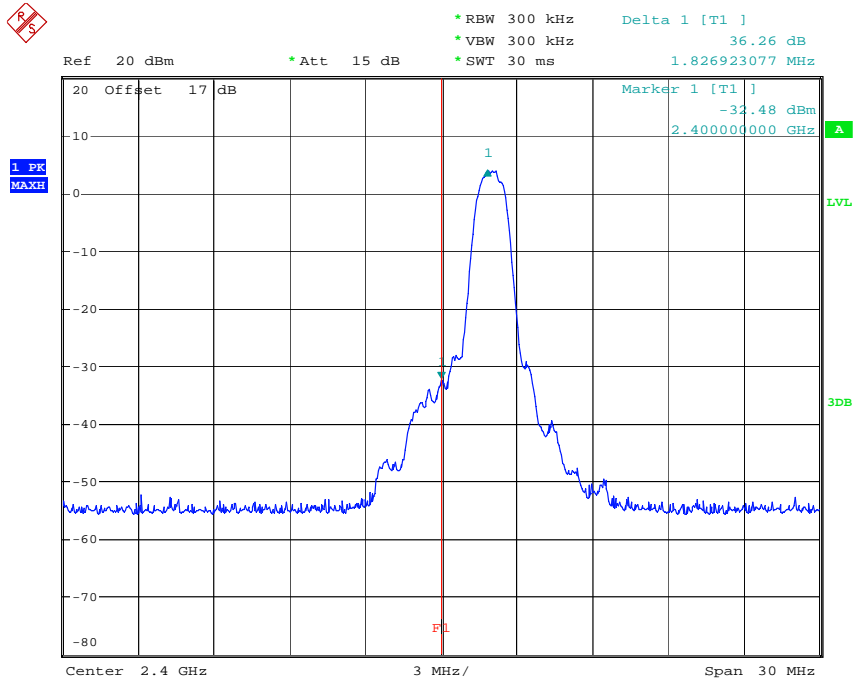


Registration number: W6M21608-16182-C-1
FCC ID: 2AA7Y-MOSHIBT



BANDEDGE CH78 HOPPING MODE
Date: 5.SEP.2016 17:10:43

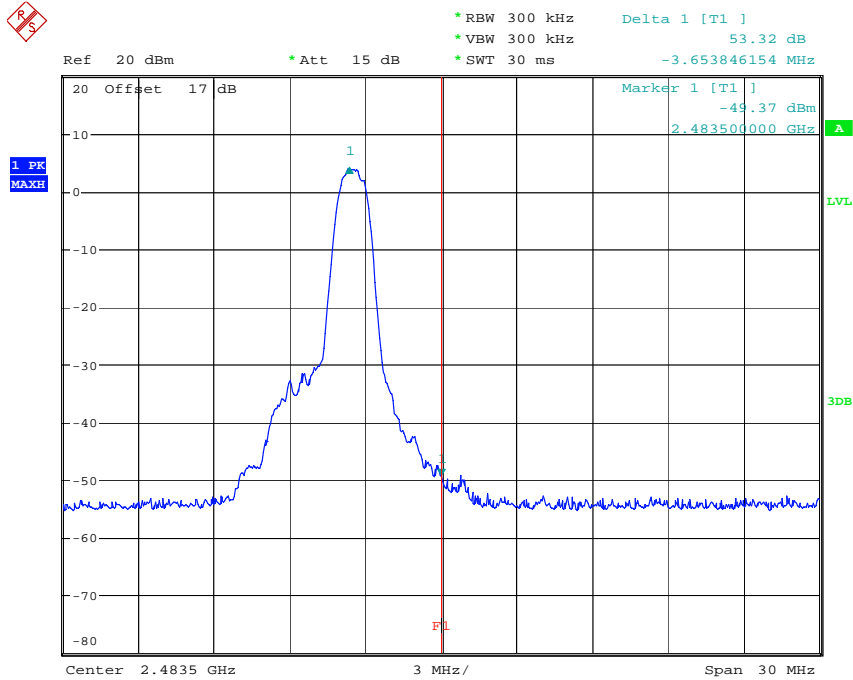
EDR mode



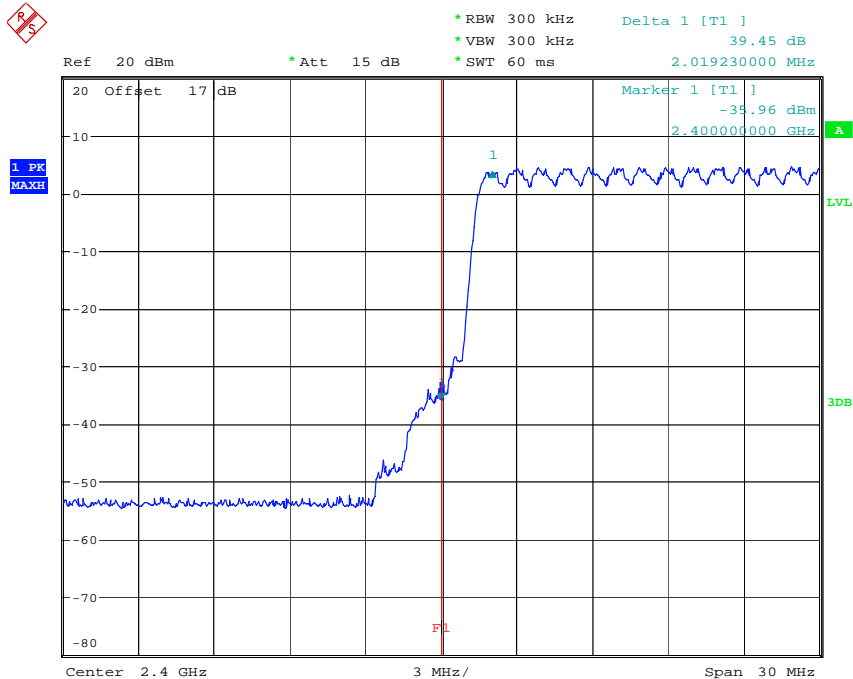
BANDEDGE CH0 EDR MODE
Date: 5.SEP.2016 17:24:34



Registration number: W6M21608-16182-C-1
FCC ID: 2AA7Y-MOSHIBT



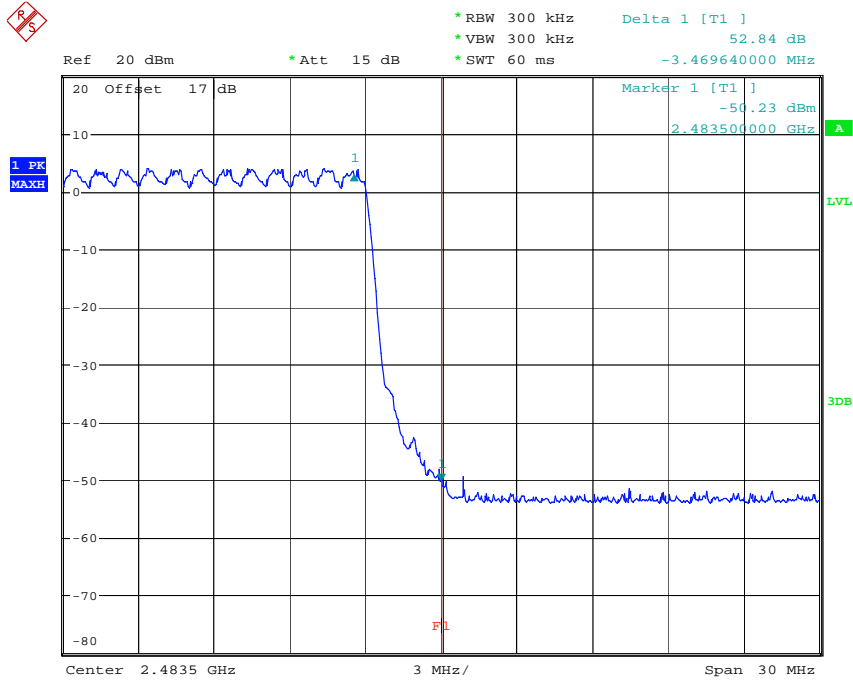
BANDEDGE CH78 EDR MODE
Date: 5.SEP.2016 17:25:46



BANDEDGE CH0 EDR HOPPING MODE
Date: 5.SEP.2016 17:16:42

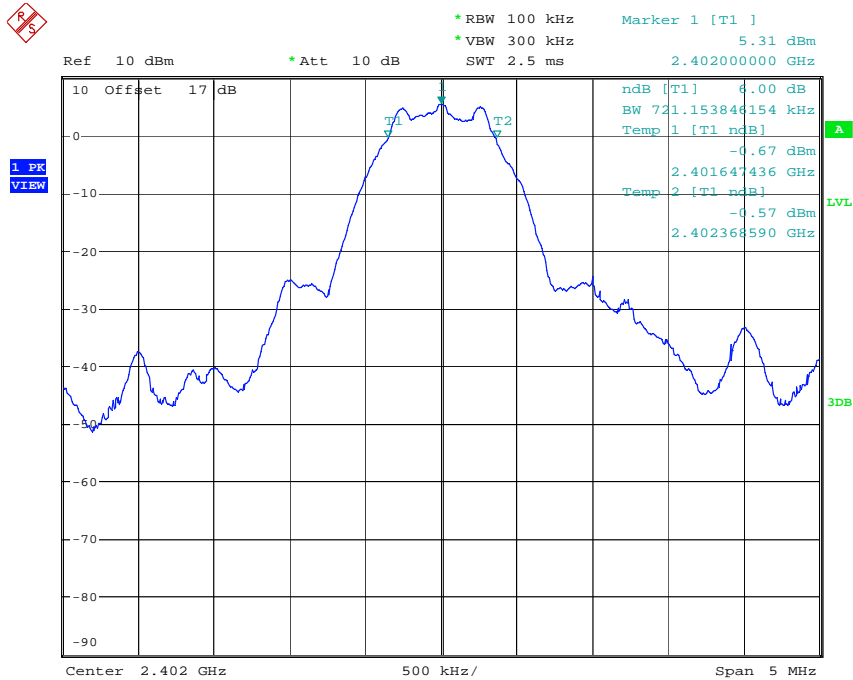


Registration number: W6M21608-16182-C-1
 FCC ID: 2AA7Y-MOSHIBT



BANDEDGE CH78 EDR HOPPING MODE
 Date: 5.SEP.2016 17:18:26

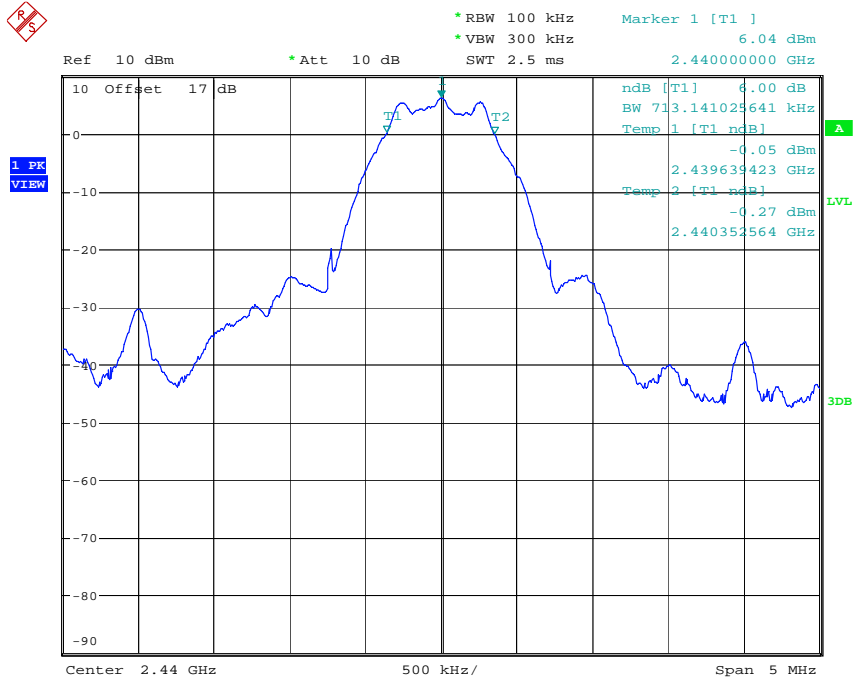
Bluetooth 4.0



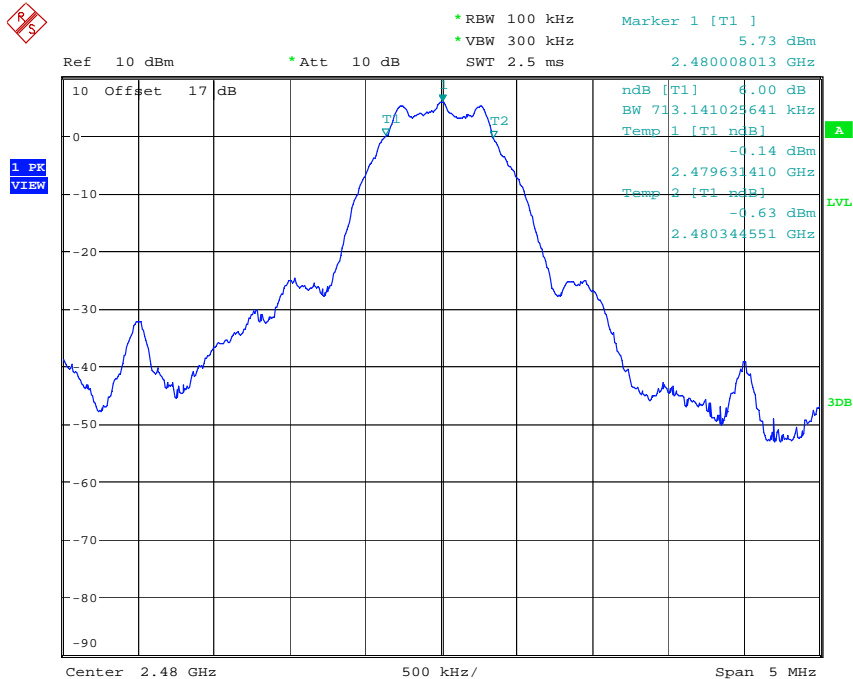
6DB BANDWIDTH BT4.0 CH00
 Date: 5.SEP.2016 17:26:38



Registration number: W6M21608-16182-C-1
FCC ID: 2AA7Y-MOSHIBT



6DB BANDWIDTH BT4.0 CH19
Date: 5.SEP.2016 17:27:22



6DB BANDWIDTH BT4.0 CH39
Date: 5.SEP.2016 17:29:42



Worldwide Testing Services(Taiwan) Co., Ltd.

Registration number: W6M21608-16182-C-1
FCC ID: 2AA7Y-MOSHIBT

Limit:

Frequency Range / MHz	Limit
902 –928	- 20 dB
2400 – 2483.5	
5725 - 5850	

Test equipment used: ETSTW-RE 055

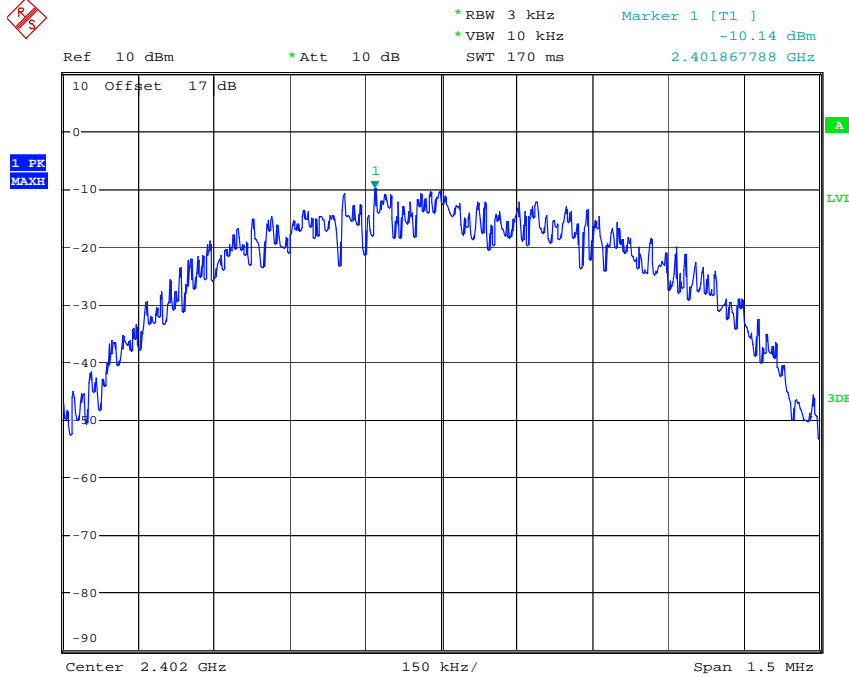


Registration number: W6M21608-16182-C-1
FCC ID: 2AA7Y-MOSHIBT

3.12 Peak Power Spectral Density

Peak Power Spectral density is a measured at low, middle and high channel.
The peak output power is measured with a measurement bandwidth of 10 MHz and displayed on diagram together with Peak Power Spectral Density result which was measured with a bandwidth of 3 kHz, appreciate frequency span and sweep time.

Bluetooth 4.0



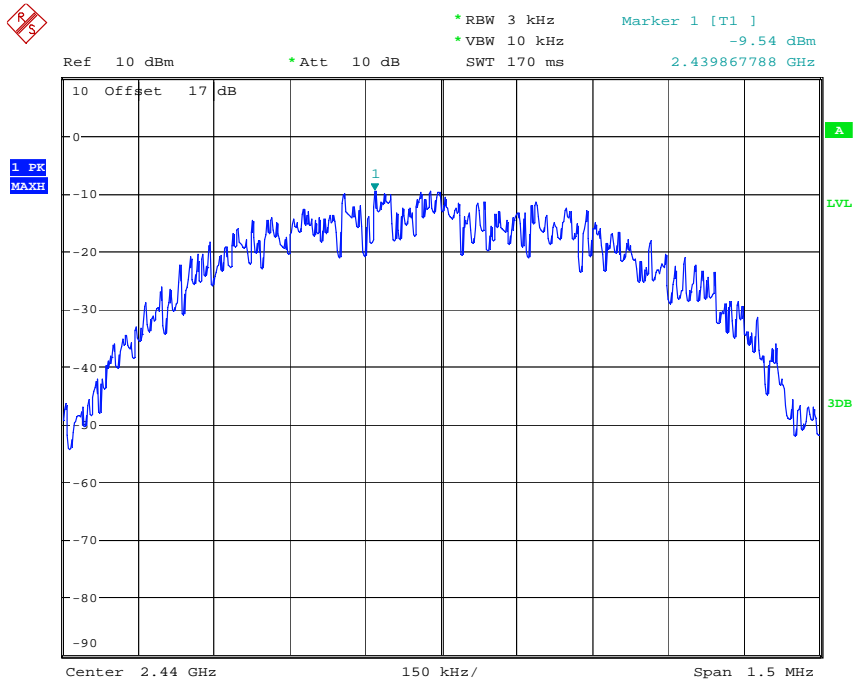
POWER DENSITY BT4.0 CH00
Date: 5.SEP.2016 17:26:48



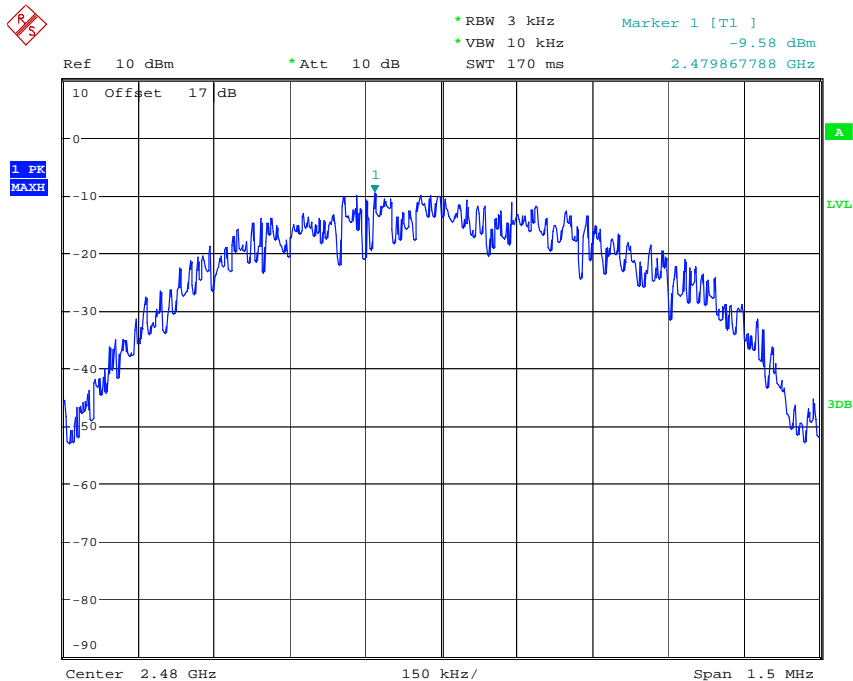
Worldwide Testing Services(Taiwan) Co., Ltd.

Registration number: W6M21608-16182-C-1

FCC ID: 2AA7Y-MOSHIBT



POWER DENSITY BT4.0 CH19
Date: 5.SEP.2016 17:27:32



POWER DENSITY BT4.0 CH39
Date: 5.SEP.2016 17:29:52



Worldwide Testing Services(Taiwan) Co., Ltd.

Registration number: W6M21608-16182-C-1
FCC ID: 2AA7Y-MOSHIBT

Limits:

Frequency Range MHz	dBm
902-928	8
2400-2483.5	8
5725-5850	8

Test equipment used: ETSTW-RE 055



Registration number: W6M21608-16182-C-1
 FCC ID: 2AA7Y-MOSHIBT

3.13 Radiated Emission from Receiver Part

FCC Rule: 15.109

Except for Class A digital devices, the field strength of radiated emissions from unintentional radiators at a distance of 3 meters shall not exceed the following values:

Model: 99MO035023 Date: --
 Mode: -- Temperature: -- °C Engineer: --
 Polarization: Horizontal Humidity: -- %

Frequency (MHz)	Reading (dBuV)	Detector	Factor (dB)	Result (dBuV/m)	Limit (dBuV/m)	Margin (dB)	Table Degree (Deg.)	Ant. High (cm)
--	--	--	--	--	--	--	--	--
--	--	--	--	--	--	--	--	--

Frequency (MHz)	Reading (dBuV)		Factor (dB) Corr.	Result @3m (dBuV/m)		Limit @3m (dBuV/m)		Margin (dB)	Table Degree (Deg.)	Ant. High (cm)
	Peak	Ave.		Peak	Ave.	Peak	Ave.			
--	--	--	--	--	--	--	--	--	--	--
--	--	--	--	--	--	--	--	--	--	--

Note

1. Correction Factor = Antenna factor + Cable loss - Preamplifier
2. The formula of measured value as: Test Result = Reading + Correction Factor
3. Detector function in the form : PK = Peak, QP = Quasi Peak, AV = Average
4. All not in the table noted test results are more than 20 dB below the relevant limits.
5. Measurement uncertainty for 3m measurement: 30-1000 MHz = ± 4.69 dB, 1-18 GHz = ± 4.78 dB, 18-40 GHz = ± 2.44 dB ; Reported uncertainties represent expanded uncertainties expressed at approximately the 95% confidence level using a coverage factor of k = 2.
6. Up Line: PK Limit Line, Down Line: Ave Limit Line.
7. See attached diagrams in appendix.

Frequency of Emission (MHz)	Field Strength (microvolts/meter)	Field Strength (dBmicrovolts/meter)
30 – 88	100	40.0
88 – 216	150	43.5
216 – 960	200	46.0
Above 960	500	54.0

Test equipment used: ETSTW-RE 004, ETSTW-RE 030, ETSTW-RE 062, ETSTW-RE 142, ETSTW-RE 147

Explanation: ./.

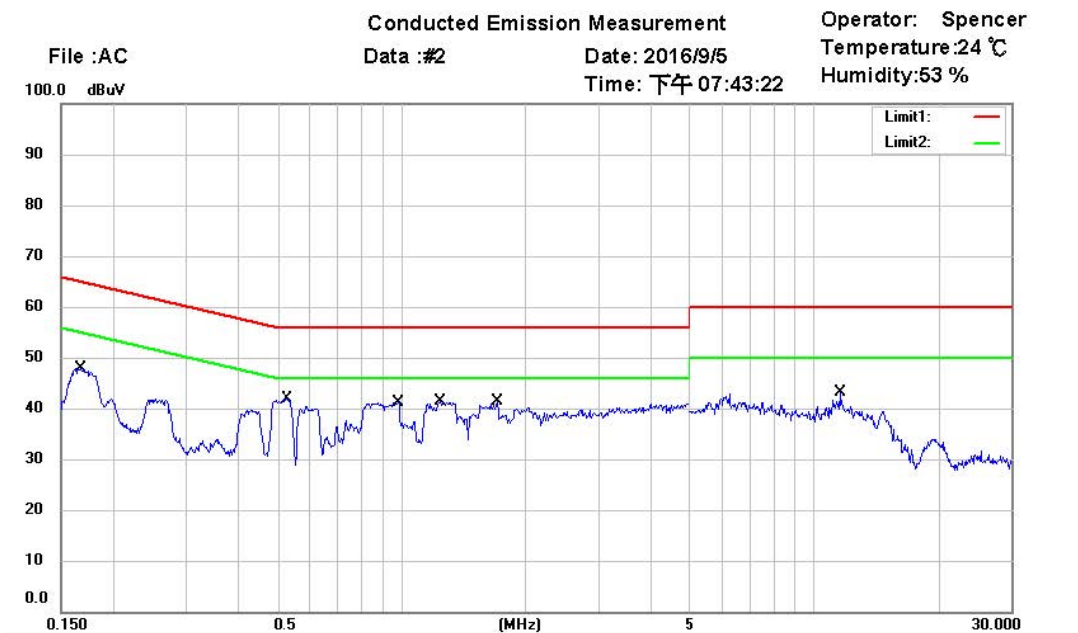


Registration number: W6M21608-16182-C-1
 FCC ID: 2AA7Y-MOSHIBT

3.14 Power Line Conducted Emission

For an intentional radiator which is designed to be connected to the public utility (AC) power line, the radio frequency voltage that is conducted back onto the AC line on any frequency or frequencies within the band 150 kHz to 30 MHz shall not exceed the limits in the table bellows with this provision shall be based on the measurement of the radio frequency voltage between each power line and ground at the power terminals.

This measurement was transact first with instrumentation using an average and peak detector and a 10 kHz bandwidth. If the peak detector achieves a calculated level, the measurement is repeated by an instrumentation using a quasi-peak detector.



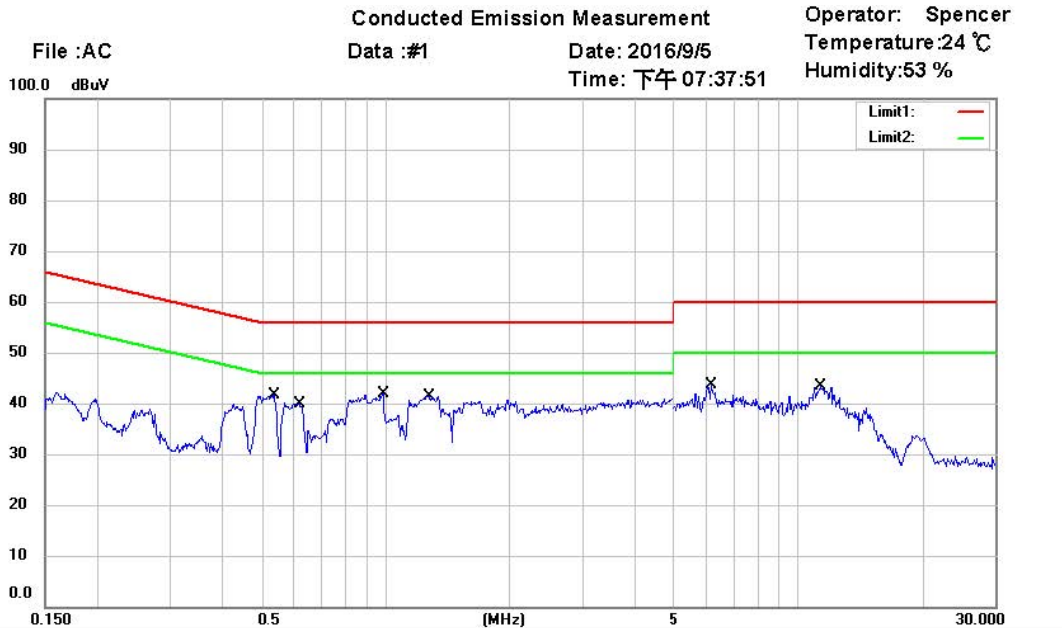
Site : Chamber_03
 Condition : FCC Part 15 Class B Conduction(QP) Phase: N
 EUT : W6M21608-16182 Power : 120 Va.c.
 M/N:
 Test Mode : BT
 Note :

Mk.	Frequency (MHz)	Reading (dBuV)	Detector	Corrected factor(dB)	Result (dBuV)	Limit (dBuV)	Margin (dB)	Comment
	0.1672	33.98	QP	9.74	43.72	65.10	-21.38	
	0.1672	27.97	AVG	9.74	37.71	55.10	-17.39	
*	0.5270	29.44	QP	9.73	39.17	56.00	-16.83	
	0.5270	17.31	AVG	9.73	27.04	46.00	-18.96	
	0.9815	27.50	QP	9.75	37.25	56.00	-18.75	
	0.9815	14.97	AVG	9.75	24.72	46.00	-21.28	
	1.2380	26.84	QP	9.76	36.60	56.00	-19.40	
	1.2380	15.59	AVG	9.76	25.35	46.00	-20.65	
	1.7015	27.54	QP	9.78	37.32	56.00	-18.68	
	1.7015	13.11	AVG	9.78	22.89	46.00	-23.11	
	11.5500	23.04	QP	10.13	33.17	60.00	-26.83	
	11.5500	16.22	AVG	10.13	26.35	50.00	-23.65	



Worldwide Testing Services(Taiwan) Co., Ltd.

Registration number: W6M21608-16182-C-1
 FCC ID: 2AA7Y-MOSHIBT



Site : Chamber_03
 Condition : FCC Part 15 Class B Conduction(QP) Phase: L1
 EUT : W6M21608-16182 Power : 120 V.a.c.
 M/N:
 Test Mode : BT
 Note :

Mk.	Frequency (MHz)	Reading (dBuV)	Detector	Corrected factor(dB)	Result (dBuV)	Limit (dBuV)	Margin (dB)	Comment
*	0.5382	29.48	QP	9.73	39.21	56.00	-16.79	
	0.5382	13.98	AVG	9.73	23.71	46.00	-22.29	
	0.6192	26.89	QP	9.73	36.62	56.00	-19.38	
	0.6192	14.43	AVG	9.73	24.16	46.00	-21.84	
	0.9860	28.77	QP	9.75	38.52	56.00	-17.48	
	0.9860	14.34	AVG	9.75	24.09	46.00	-21.91	
	1.2695	26.84	QP	9.76	36.60	56.00	-19.40	
	1.2695	12.59	AVG	9.76	22.35	46.00	-23.65	
	6.1750	25.31	QP	9.96	35.27	60.00	-24.73	
	6.1750	18.75	AVG	9.96	28.71	50.00	-21.29	
	11.2875	24.23	QP	10.07	34.30	60.00	-25.70	
	11.2875	17.57	AVG	10.07	27.64	50.00	-22.36	

Frequency	Level (dBμV)	
	quasi-peak	average
150 kHz	lower limit line	Lower limit line

- Note:**
1. The formula of measured value as: Test Result = Reading + Correction Factor
 2. The Correction Factor = Cable Loss + LISN Insertion Loss + Pulse Limit Loss
 3. Detector function in the form : PK = Peak, QP = Quasi Peak, AV = Average
 4. All not in the table noted test results are more than 20 dB below the relevant limits.
 5. Measurement uncertainty = ±1.14 dB; Reported uncertainties represent expanded uncertainties expressed at approximately the 95% confidence level using a coverage factor of k = 2.
 6. Up Line: QP Limit Line, Down Line: Ave Limit Line.



Worldwide Testing Services(Taiwan) Co., Ltd.

Registration number: W6M21608-16182-C-1
FCC ID: 2AA7Y-MOSHIBT

Limits:

Frequency of Emission (MHz)	Conducted Limit (dBuV)	
	Quasi Peak	Average
0.15-0.5	66 to 56	56 to 46
0.5-5	56	46
5-30	60	50

Test equipment used: ETSTW-CE 001, ETSTW-CE 016




Registration number: W6M21608-16182-C-1
FCC ID: 2AA7Y-MOSHIBT

Appendix

A. Photos

B. Measurement diagrams




Registration number: W6M21608-16182-C-1
FCC ID: 2AA7Y-MOSHIBT

External Photos

Model No.: 99MO035023






Worldwide Testing Services(Taiwan) Co., Ltd.

Registration number: W6M21608-16182-C-1
FCC ID: 2AA7Y-MOSHIBT






Worldwide Testing Services(Taiwan) Co., Ltd.


Registration number: W6M21608-16182-C-1
FCC ID: 2AA7Y-MOSHIBT






Registration number: W6M21608-16182-C-1
FCC ID: 2AA7Y-MOSHIBT






Registration number: W6M21608-16182-C-1
FCC ID: 2AA7Y-MOSHIBT






Worldwide Testing Services(Taiwan) Co., Ltd.


Registration number: W6M21608-16182-C-1
FCC ID: 2AA7Y-MOSHIBT





Registration number: W6M21608-16182-C-1
FCC ID: 2AA7Y-MOSHIBT






Worldwide Testing Services(Taiwan) Co., Ltd.

Registration number: W6M21608-16182-C-1
FCC ID: 2AA7Y-MOSHIBT






Worldwide Testing Services(Taiwan) Co., Ltd.


Registration number: W6M21608-16182-C-1
FCC ID: 2AA7Y-MOSHIBT





Registration number: W6M21608-16182-C-1
FCC ID: 2AA7Y-MOSHIBT





Registration number: W6M21608-16182-C-1
FCC ID: 2AA7Y-MOSHIBT




Registration number: W6M21608-16182-C-1
FCC ID: 2AA7Y-MOSHIBT


Internal Photos






Registration number: W6M21608-16182-C-1
FCC ID: 2AA7Y-MOSHIBT







Registration number: W6M21608-16182-C-1
FCC ID: 2AA7Y-MOSHIBT





Registration number: W6M21608-16182-C-1
FCC ID: 2AA7Y-MOSHIBT






Worldwide Testing Services(Taiwan) Co., Ltd.

Registration number: W6M21608-16182-C-1
FCC ID: 2AA7Y-MOSHIBT





Worldwide Testing Services(Taiwan) Co., Ltd.

Registration number: W6M21608-16182-C-1
FCC ID: 2AA7Y-MOSHIBT


Multi-listing No.:99MO035242






Registration number: W6M21608-16182-C-1
FCC ID: 2AA7Y-MOSHIBT

Multi-listing No.: 99MO035324







Worldwide Testing Services(Taiwan) Co., Ltd.

Registration number: W6M21608-16182-C-1
FCC ID: 2AA7Y-MOSHIBT


Multi-listing No.: 99MO035221






Registration number: W6M21608-16182-C-1
FCC ID: 2AA7Y-MOSHIBT

Set Up Photo of Radiated Emission





Registration number: W6M21608-16182-C-1
FCC ID: 2AA7Y-MOSHIBT

Set Up Photo of Conducted Emission



Bluetooth 2.0 TX



Address:6F.,No.58,Ln 188,Ruey Kuang Rd,Neihu,Taipei
Tel:+886-2-6606-8877 Fax:+886-2-6606-8875

Radiated Emission Measurement

Operator: Roy

File :1

Data :#1

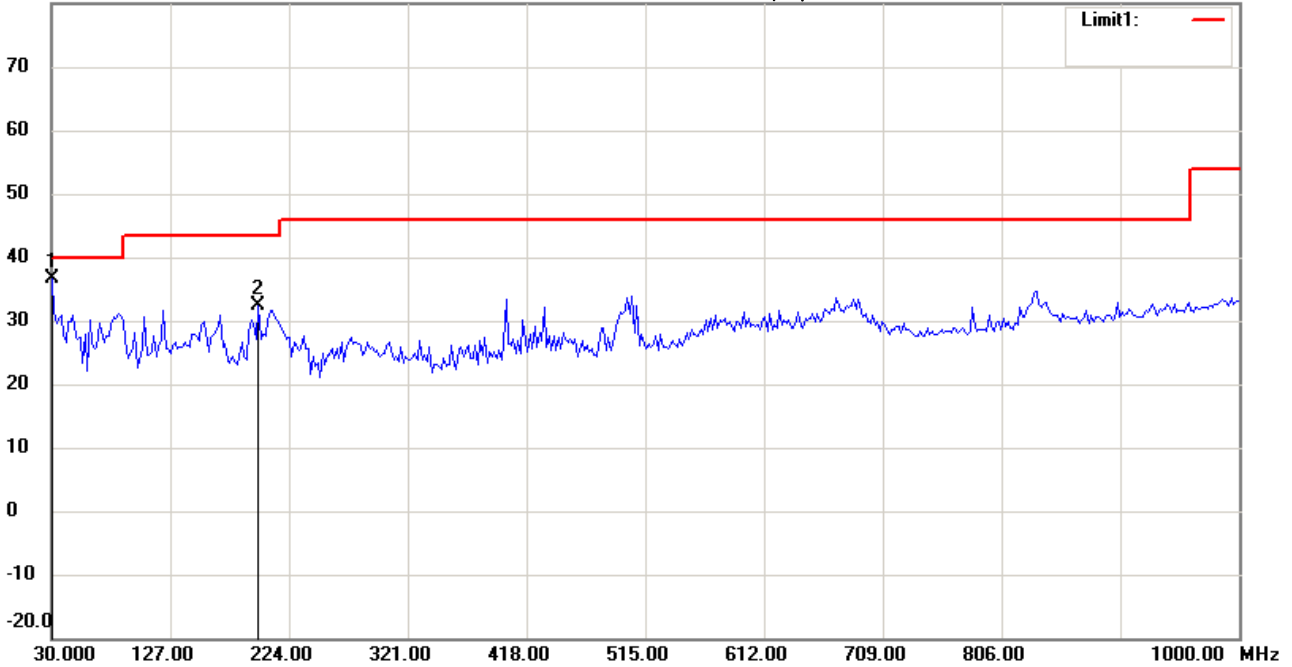
Date: 2016/9/2

Temperature:24 °C

80.0 dBuV/m

Time: 下午 08:16:13

Humidity:60 %



Site : Chamber

Condition : FCC_part 15 RE-Class C_30-1000MHz

Polarization: *Horizontal*

EUT : W6M21608-16182

Power : 4.2 Vd.c.

M/N:

Distance: 3m

Test Mode : TX 2402MHz

Note :

Mk.	Frequency (MHz)	Reading (dBuV)	Detector	Corr. factor (dB/m)	Result (dBuV/m)	Limit (dBuV/m)	Ant.Pos (cm)	Tab.Pos (deg.)	Margin (dB)	Comment
*	30.0000	43.87	peak	-7.21	36.66	40.00	100	300	-3.34	
	199.1182	42.64	peak	-10.34	32.30	43.50	100	230	-11.20	

*:Maximum data x:Over limit !:over margin



Radiated Emission Measurement

Operator: Roy

File :1

Data :#2

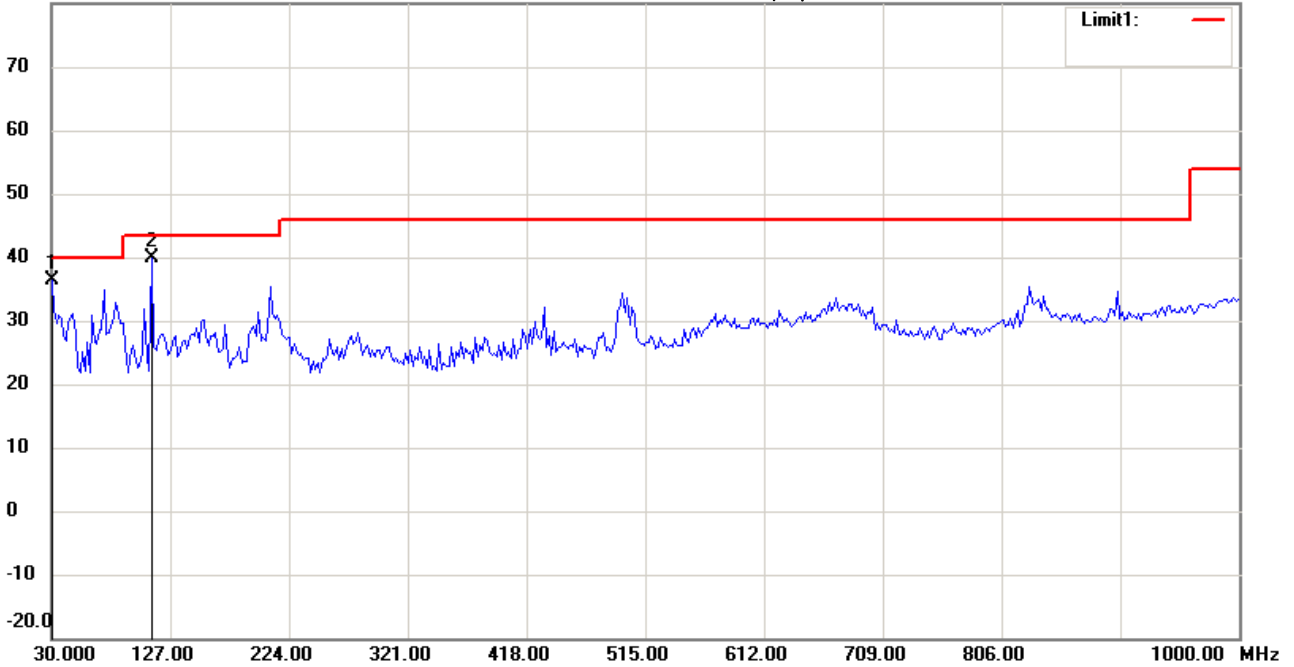
Date: 2016/9/2

Temperature:24 °C

80.0 dBuV/m

Time: 下午 08:16:58

Humidity:60 %



Site : Chamber

Condition : FCC_part 15 RE-Class C_30-1000MHz

Polarization: *Vertical*

EUT : W6M21608-16182

Power : 4.2 Vd.c.

M/N:

Distance: 3m

Test Mode : TX 2402MHz

Note :

Mk.	Frequency (MHz)	Reading (dBuV)	Detector	Corr. factor (dB/m)	Result (dBuV/m)	Limit (dBuV/m)	Ant.Pos (cm)	Tab.Pos (deg.)	Margin (dB)	Comment
*	30.0000	43.63	peak	-7.21	36.42	40.00	100	165	-3.58	
	111.6433	46.63	peak	-6.85	39.78	43.50	100	90	-3.72	



Radiated Emission Measurement

Operator: Roy

File :3

Data :#1

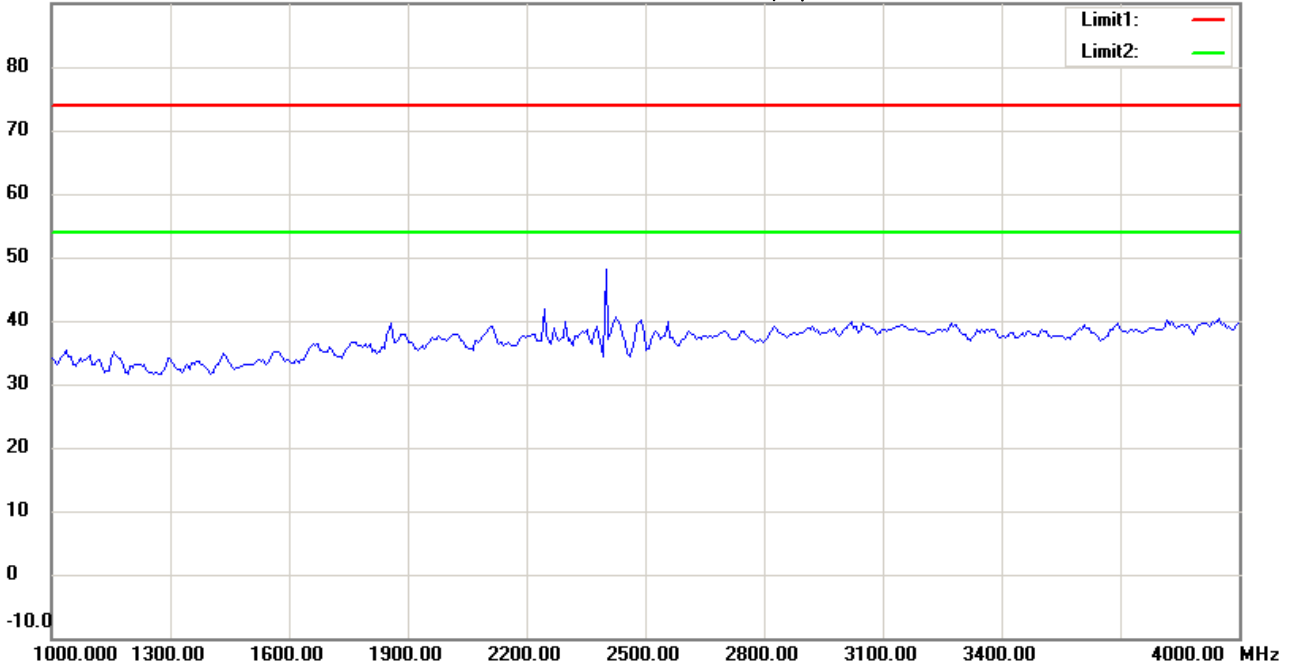
Date: 2016/9/2

Temperature:24 °C

90.0 dBuV/m

Time: 下午 08:57:22

Humidity:60 %



Site : Chamber

Condition : FCC_part 15 RE-Class C_Above 1GHz_PK

Polarization: *Horizontal*

EUT : W6M21608-16182

Power : 4.2 Vd.c.

M/N:

Distance: 3m

Test Mode : TX 2402MHz

Note :

Mk.	Frequency (MHz)	Reading (dBuV)	Detector	Corr. factor (dB/m)	Result (dBuV/m)	Limit (dBuV/m)	Ant.Pos (cm)	Tab.Pos (deg.)	Margin (dB)	Comment
-----	-----------------	----------------	----------	---------------------	-----------------	----------------	--------------	----------------	-------------	---------



Radiated Emission Measurement

Operator: Roy

File :3

Data :#6

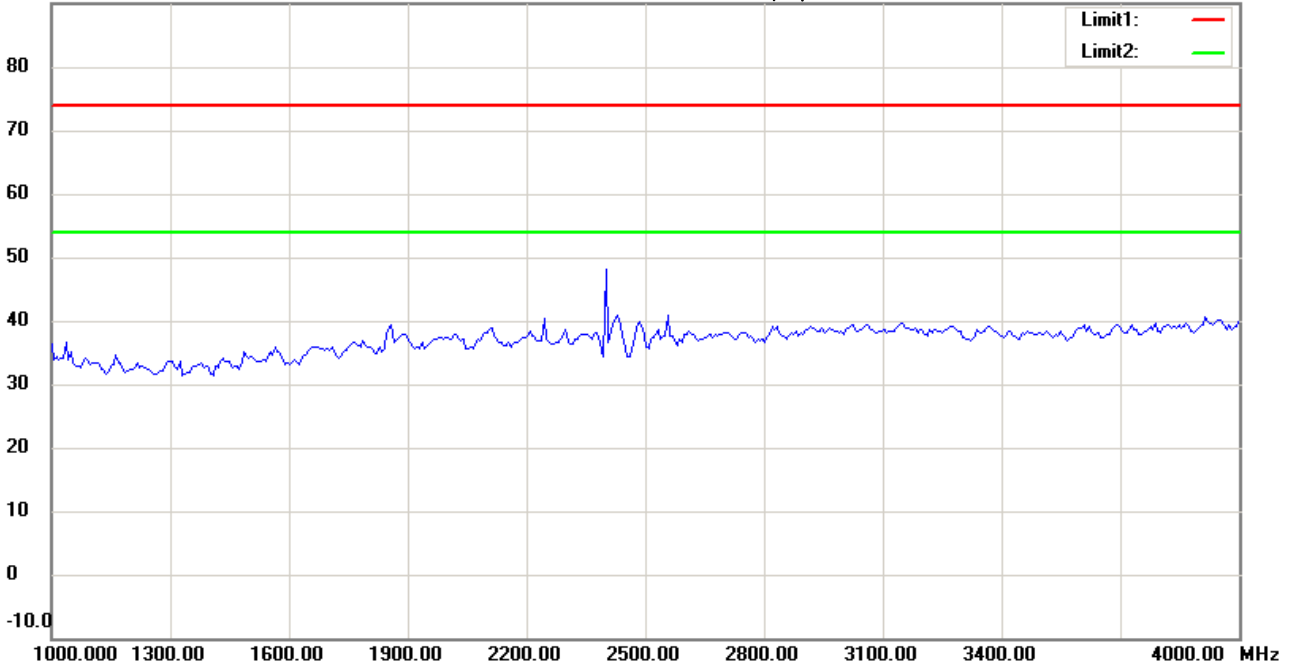
Date: 2016/9/2

Temperature:24 °C

90.0 dBuV/m

Time: 下午 09:00:08

Humidity:60 %



Site : Chamber

Condition : FCC_part 15 RE-Class C_Above 1GHz_PK

Polarization: *Vertical*

EUT : W6M21608-16182

Power : 4.2 Vd.c.

M/N:

Distance: 3m

Test Mode : TX 2402MHz

Note :

Mk.	Frequency (MHz)	Reading (dBuV)	Detector	Corr. factor (dB/m)	Result (dBuV/m)	Limit (dBuV/m)	Ant.Pos (cm)	Tab.Pos (deg.)	Margin (dB)	Comment
-----	-----------------	----------------	----------	---------------------	-----------------	----------------	--------------	----------------	-------------	---------



Radiated Emission Measurement

Operator: Roy

File :3

Data :#2

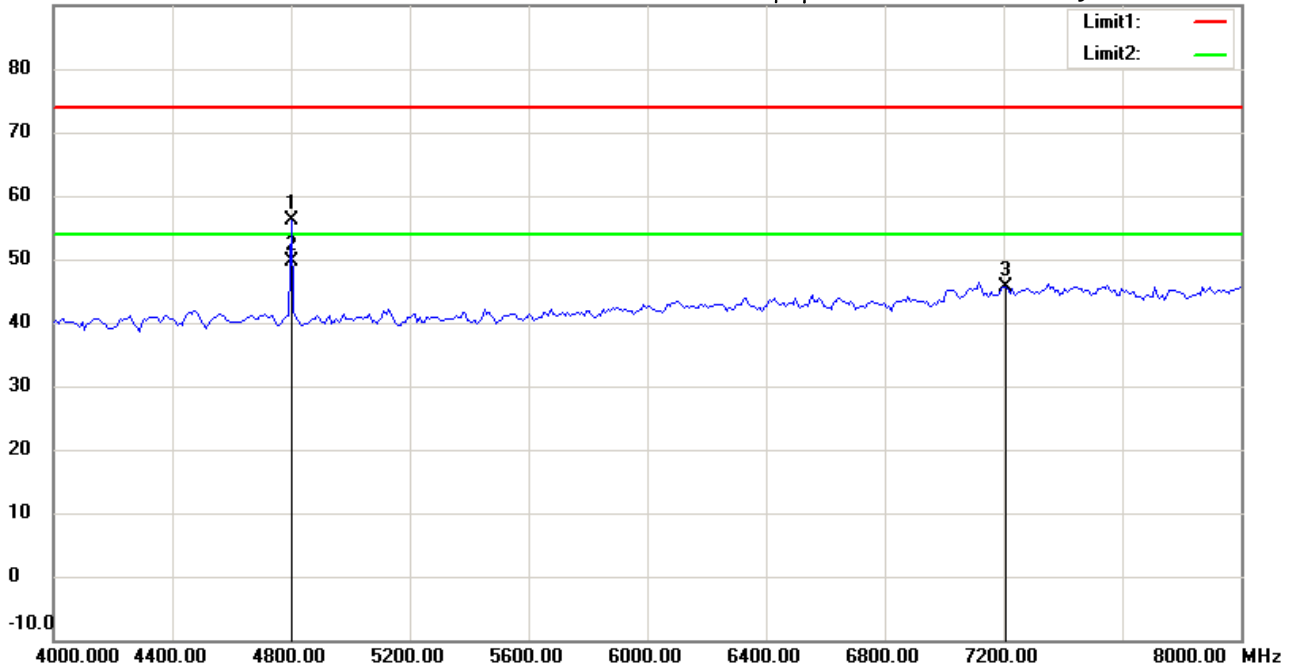
Date: 2016/9/2

Temperature:24 °C

90.0 dBuV/m

Time: 下午 08:58:08

Humidity:60 %



Site : Chamber

Condition : FCC_part 15 RE-Class C_Above 1GHz_PK

Polarization: *Horizontal*

EUT : W6M21608-16182

Power : 4.2 Vd.c.

M/N:

Distance: 3m

Test Mode : TX 2402MHz

Note :

Mk.	Frequency (MHz)	Reading (dBuV)	Detector	Corr. factor (dB/m)	Result (dBuV/m)	Limit (dBuV/m)	Ant.Pos (cm)	Tab.Pos (deg.)	Margin (dB)	Comment
	4801.603	56.62	peak	-0.60	56.02	74.00	100	100	-17.98	
*	4801.603	50.17	AVG	-0.60	49.57	54.00	100	100	-4.43	
	7206.000	41.27	peak	4.26	45.53	74.00	100	185	-28.47	



Radiated Emission Measurement

Operator: Roy

File :3

Data :#7

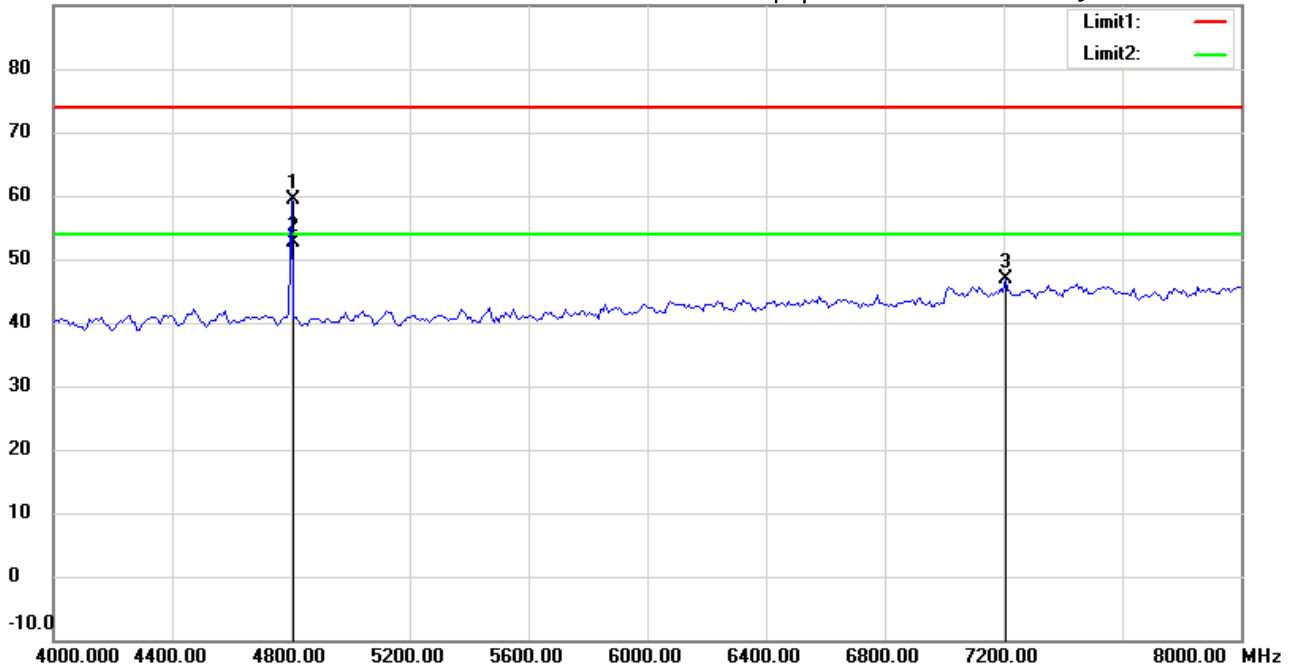
Date: 2016/9/2

Temperature:24 °C

90.0 dBuV/m

Time: 下午 09:00:54

Humidity:60 %



Site : Chamber

Condition : FCC_part 15 RE-Class C_Above 1GHz_PK

Polarization: *Vertical*

EUT : W6M21608-16182

Power : 4.2 Vd.c.

M/N:

Distance: 3m

Test Mode : TX 2402MHz

Note :

Mk.	Frequency (MHz)	Reading (dBuV)	Detector	Corr. factor (dB/m)	Result (dBuV/m)	Limit (dBuV/m)	Ant.Pos (cm)	Tab.Pos (deg.)	Margin (dB)	Comment
	4804.028	60.06	peak	-0.59	59.47	74.00	100	85	-14.53	
*	4804.028	53.28	AVG	-0.59	52.69	54.00	100	85	-1.31	
	7206.000	42.72	peak	4.26	46.98	74.00	100	320	-27.02	



Radiated Emission Measurement

Operator: Roy

File :3

Data :#3

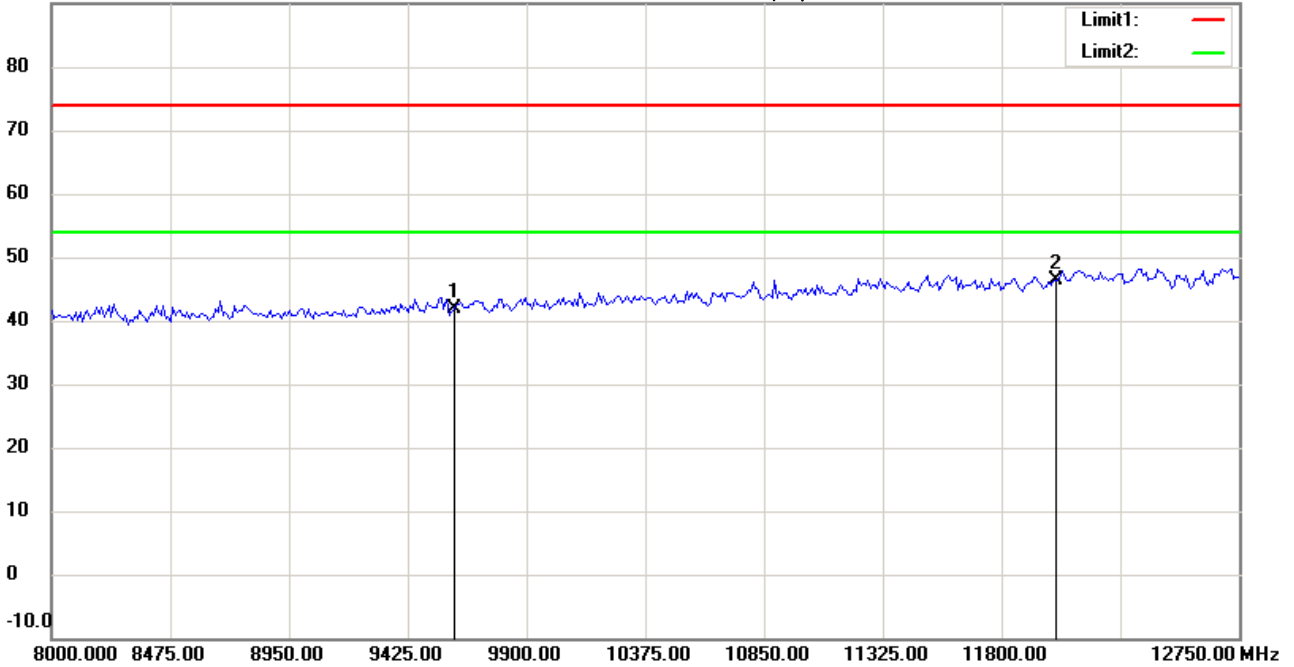
Date: 2016/9/2

Temperature:24 °C

90.0 dBuV/m

Time: 下午 08:58:59

Humidity:60 %



Site : Chamber

Condition : FCC_part 15 RE-Class C_Above 1GHz_PK

Polarization: *Horizontal*

EUT : W6M21608-16182

Power : 4.2 Vd.c.

M/N:

Distance: 3m

Test Mode : TX 2402MHz

Note :

Mk.	Frequency (MHz)	Reading (dBuV)	Detector	Corr. factor (dB/m)	Result (dBuV/m)	Limit (dBuV/m)	Ant.Pos (cm)	Tab.Pos (deg.)	Margin (dB)	Comment
	9608.000	34.20	peak	7.59	41.79	74.00	100	60	-32.21	
*	12010.000	33.80	peak	12.47	46.27	74.00	100	325	-27.73	



Radiated Emission Measurement

Operator: Roy

File :3

Data :#8

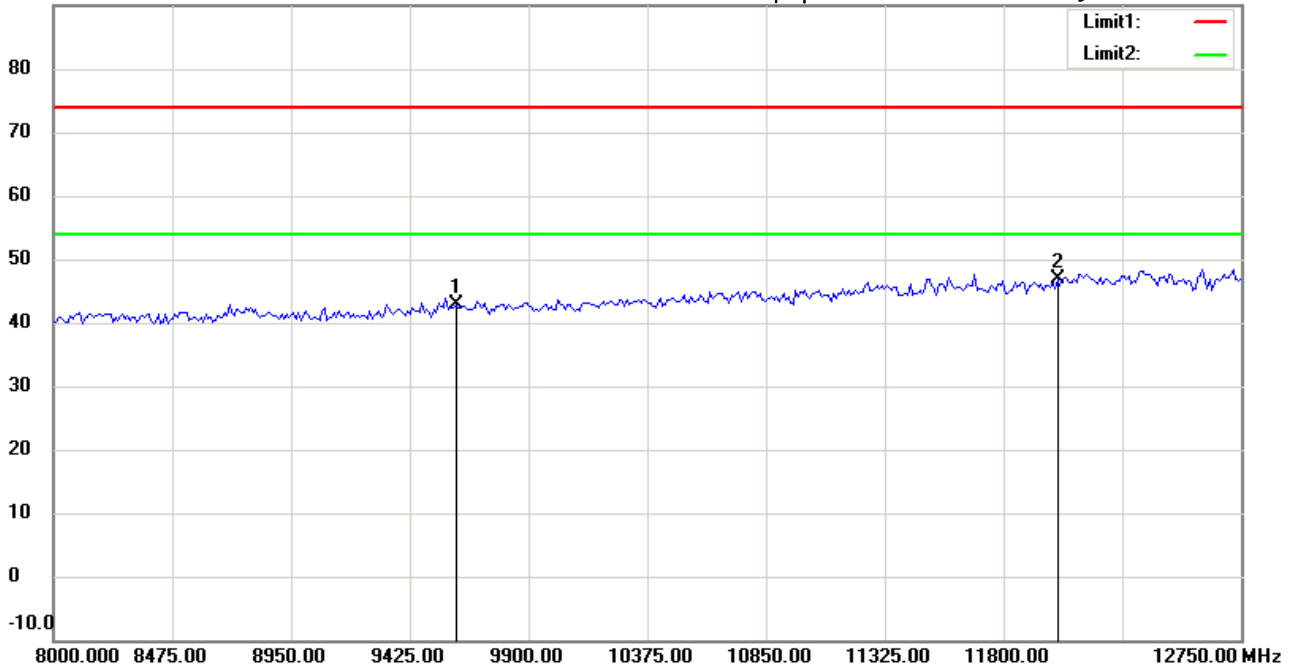
Date: 2016/9/2

Temperature:24 °C

90.0 dBuV/m

Time: 下午 09:01:38

Humidity:60 %



Site : Chamber

Condition : FCC_part 15 RE-Class C_Above 1GHz_PK

Polarization: *Vertical*

EUT : W6M21608-16182

Power : 4.2 Vd.c.

M/N:

Distance: 3m

Test Mode : TX 2402MHz

Note :

Mk.	Frequency (MHz)	Reading (dBuV)	Detector	Corr. factor (dB/m)	Result (dBuV/m)	Limit (dBuV/m)	Ant.Pos (cm)	Tab.Pos (deg.)	Margin (dB)	Comment
	9608.000	35.17	peak	7.59	42.76	74.00	100	205	-31.24	
*	12010.000	34.38	peak	12.47	46.85	74.00	100	60	-27.15	



Radiated Emission Measurement

Operator: Roy

File :3

Data :#4

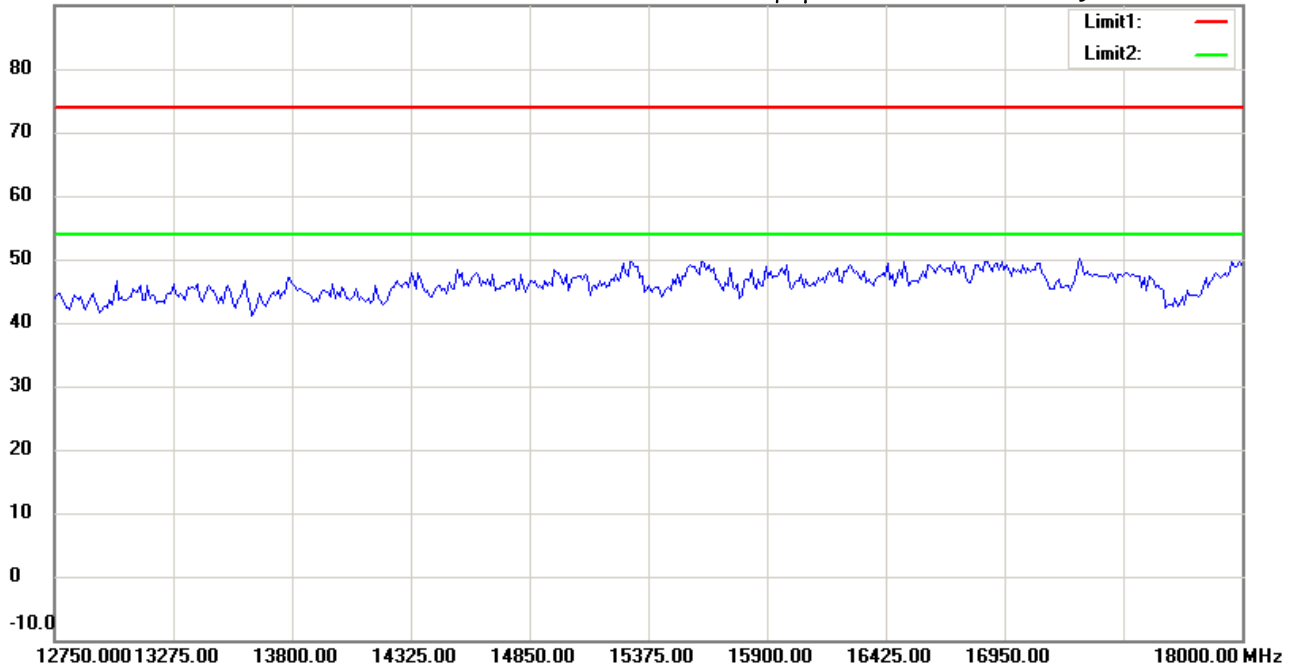
Date: 2016/9/2

Temperature:24 °C

90.0 dBuV/m

Time: 下午 08:59:13

Humidity:60 %



Site : Chamber

Condition : FCC_part 15 RE-Class C_Above 1GHz_PK

Polarization: *Horizontal*

EUT : W6M21608-16182

Power : 4.2 Vd.c.

M/N:

Distance: 3m

Test Mode : TX 2402MHz

Note :

Mk.	Frequency (MHz)	Reading (dBuV)	Detector	Corr. factor (dB/m)	Result (dBuV/m)	Limit (dBuV/m)	Ant.Pos (cm)	Tab.Pos (deg.)	Margin (dB)	Comment
-----	-----------------	----------------	----------	---------------------	-----------------	----------------	--------------	----------------	-------------	---------



Radiated Emission Measurement

Operator: Roy

File :3

Data :#9

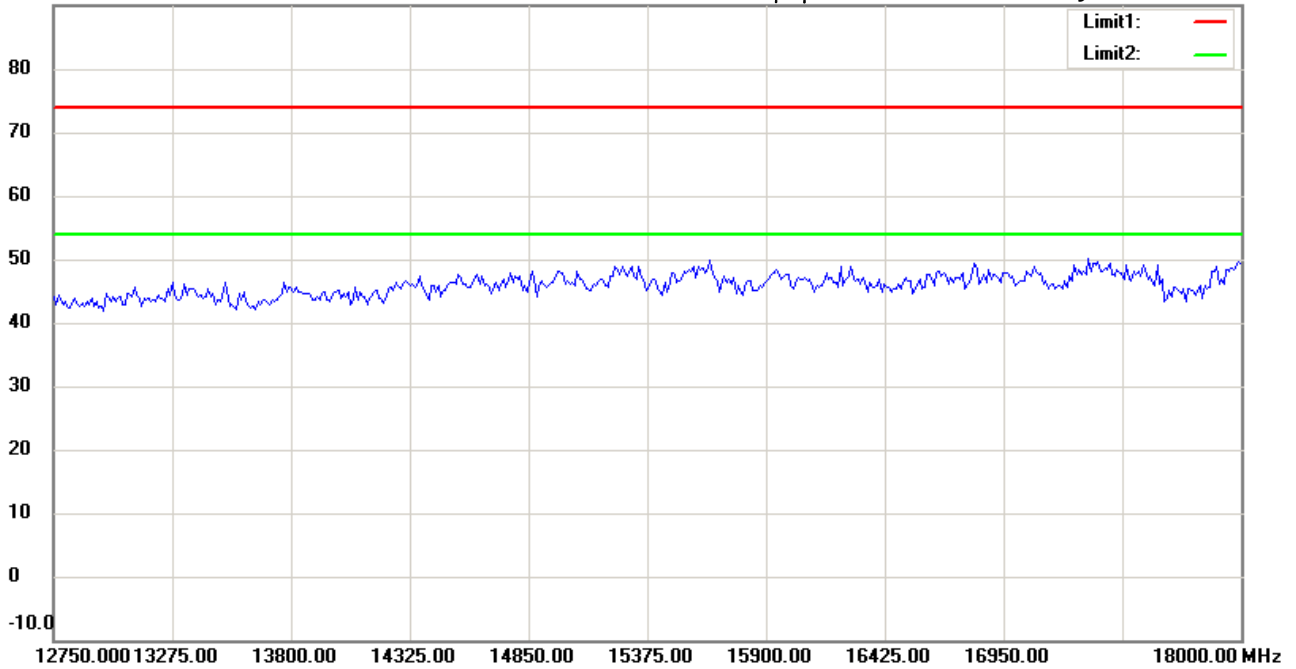
Date: 2016/9/2

Temperature:24 °C

90.0 dBuV/m

Time: 下午 09:01:52

Humidity:60 %



Site : Chamber

Condition : FCC_part 15 RE-Class C_Above 1GHz_PK

Polarization: *Vertical*

EUT : W6M21608-16182

Power : 4.2 Vd.c.

M/N:

Distance: 3m

Test Mode : TX 2402MHz

Note :

Mk.	Frequency (MHz)	Reading (dBuV)	Detector	Corr. factor (dB/m)	Result (dBuV/m)	Limit (dBuV/m)	Ant.Pos (cm)	Tab.Pos (deg.)	Margin (dB)	Comment
-----	-----------------	----------------	----------	---------------------	-----------------	----------------	--------------	----------------	-------------	---------



Radiated Emission Measurement

Operator: Roy

File :3

Data :#5

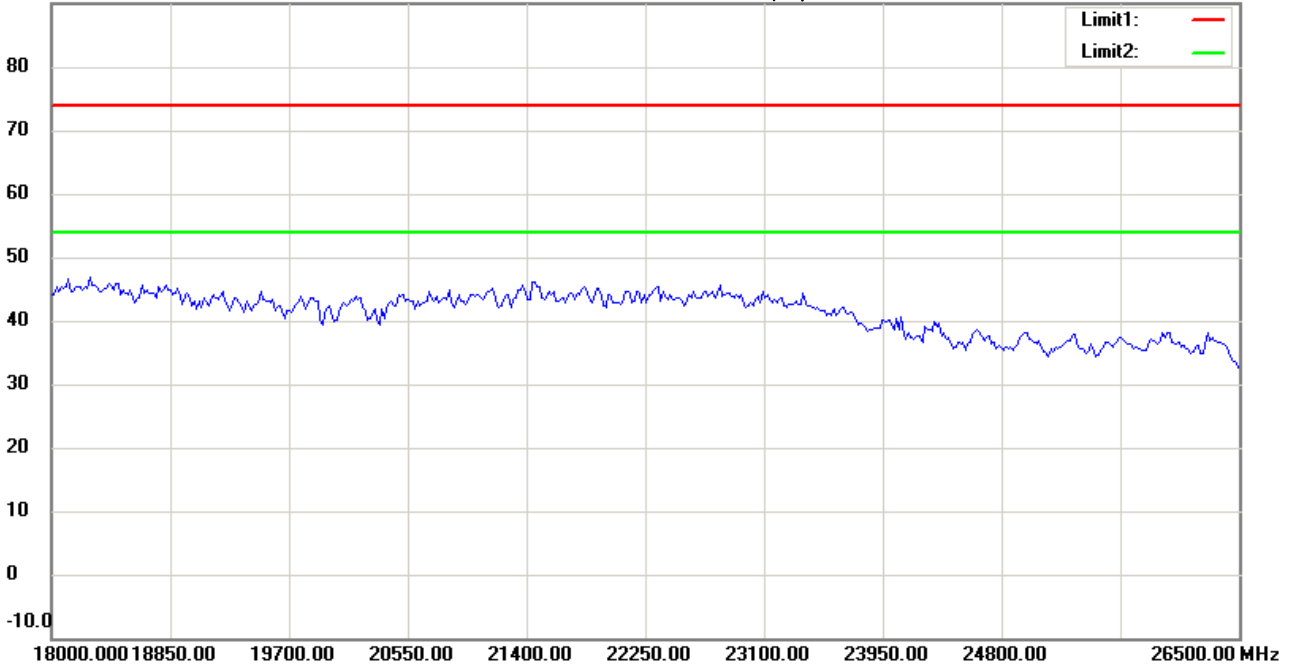
Date: 2016/9/2

Temperature:24 °C

90.0 dBuV/m

Time: 下午 08:59:23

Humidity:60 %



Site : Chamber

Condition : FCC_part 15 RE-Class C_Above 1GHz_PK

EUT : W6M21608-16182

M/N:

Test Mode : TX 2402MHz

Note :

Polarization: *Horizontal*

Power : 4.2 Vd.c.

Distance: 3m

Mk.	Frequency (MHz)	Reading (dBuV)	Detector	Corr. factor (dB/m)	Result (dBuV/m)	Limit (dBuV/m)	Ant.Pos (cm)	Tab.Pos (deg.)	Margin (dB)	Comment
-----	-----------------	----------------	----------	---------------------	-----------------	----------------	--------------	----------------	-------------	---------



Radiated Emission Measurement

Operator: Roy

File :3

Data :#10

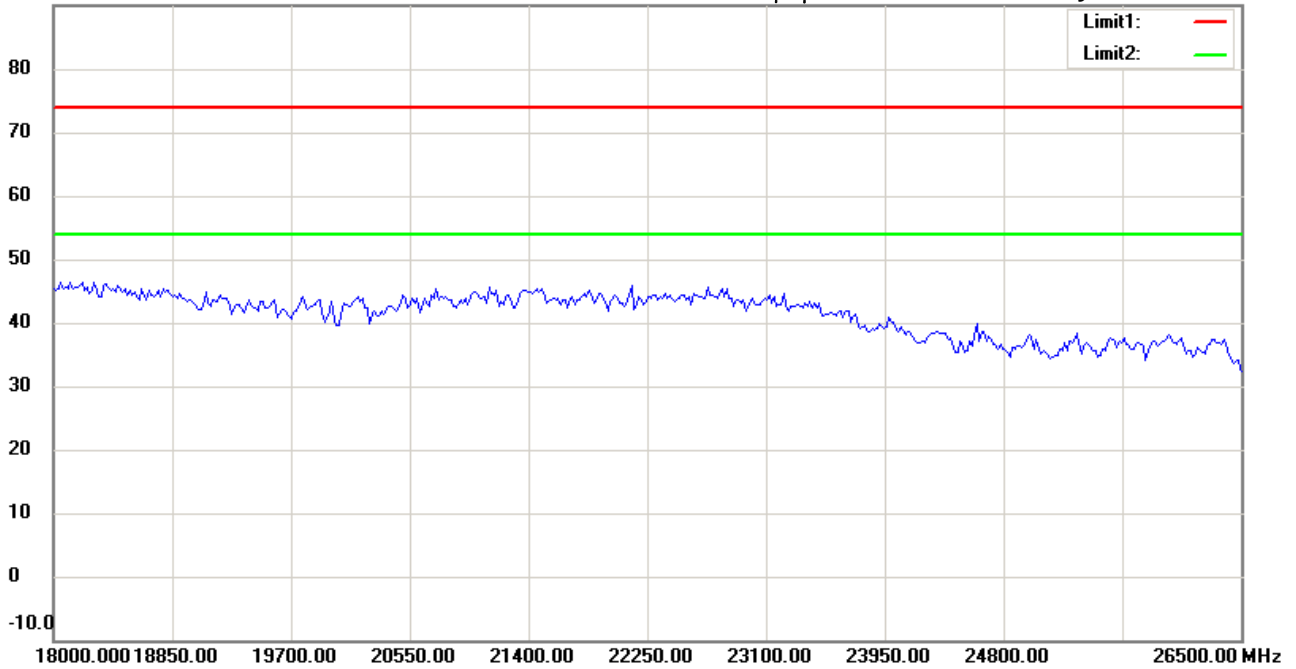
Date: 2016/9/2

Temperature:24 °C

90.0 dBuV/m

Time: 下午 09:02:01

Humidity:60 %



Site : Chamber

Condition : FCC_part 15 RE-Class C_Above 1GHz_PK

EUT : W6M21608-16182

M/N:

Test Mode : TX 2402MHz

Note :

Polarization: *Vertical*

Power : 4.2 Vd.c.

Distance: 3m

Mk.	Frequency (MHz)	Reading (dBuV)	Detector	Corr. factor (dB/m)	Result (dBuV/m)	Limit (dBuV/m)	Ant.Pos (cm)	Tab.Pos (deg.)	Margin (dB)	Comment
-----	-----------------	----------------	----------	---------------------	-----------------	----------------	--------------	----------------	-------------	---------



Radiated Emission Measurement

Operator: Roy

File :1

Data :#1

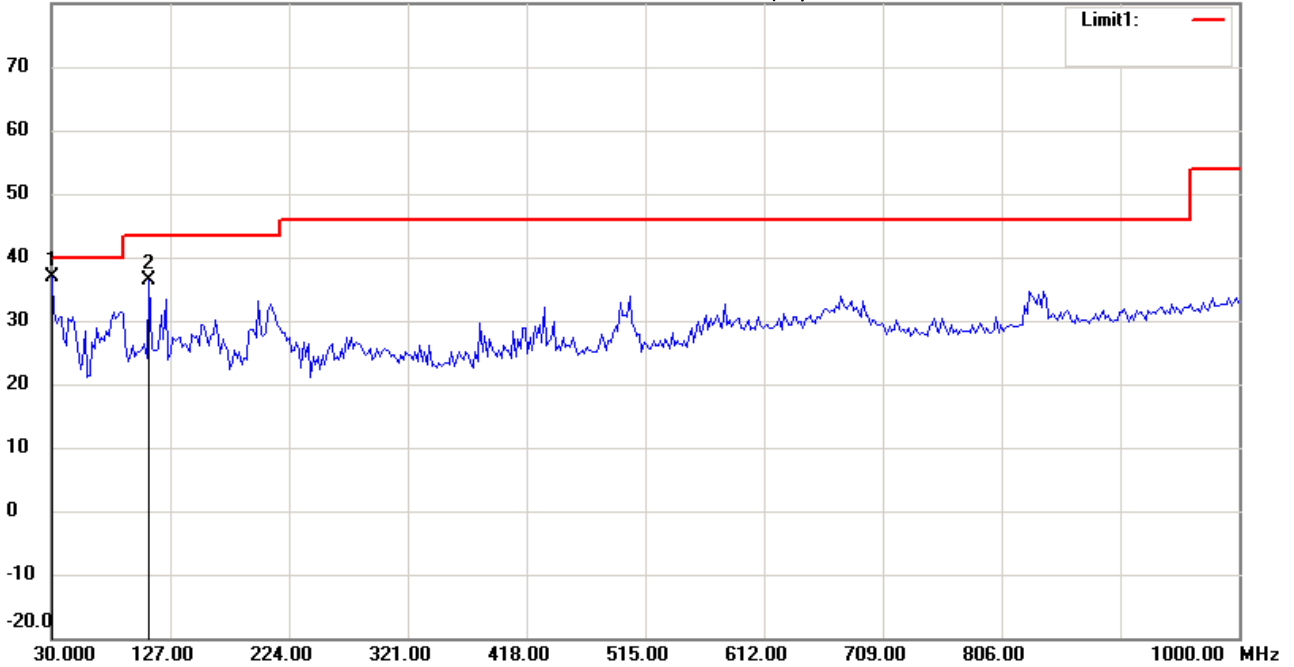
Date: 2016/9/2

Temperature:24 °C

80.0 dBuV/m

Time: 下午 08:13:52

Humidity:60 %



Site : Chamber

Condition : FCC_part 15 RE-Class C_30-1000MHz

Polarization: *Horizontal*

EUT : W6M21608-16182

Power : 4.2 Vd.c.

M/N:

Distance: 3m

Test Mode : TX 2441MHz

Note :

Mk.	Frequency (MHz)	Reading (dBuV)	Detector	Corr. factor (dB/m)	Result (dBuV/m)	Limit (dBuV/m)	Ant.Pos (cm)	Tab.Pos (deg.)	Margin (dB)	Comment
*	30.0000	43.97	peak	-7.21	36.76	40.00	100	180	-3.24	
	109.6993	43.40	peak	-7.04	36.36	43.50	100	105	-7.14	



Radiated Emission Measurement

Operator: Roy

File :1

Data :#2

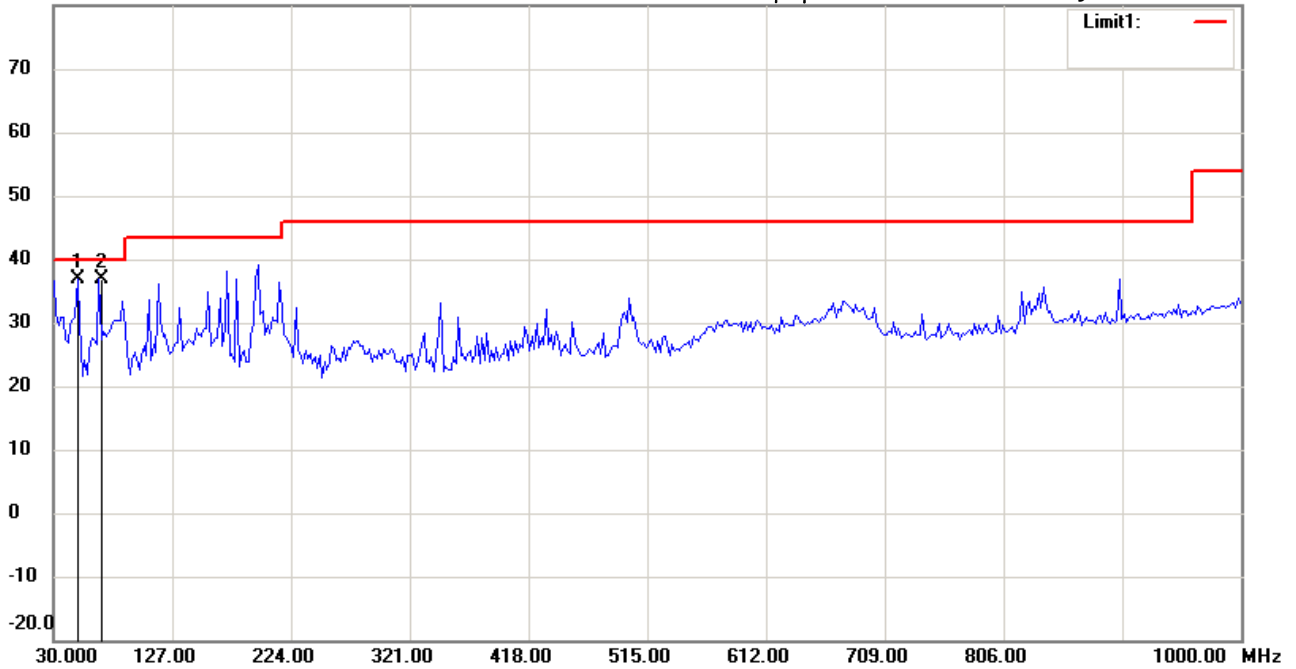
Date: 2016/9/2

Temperature:24 °C

80.0 dBuV/m

Time: 下午 08:14:37

Humidity:60 %



Site : Chamber

Condition : FCC_part 15 RE-Class C_30-1000MHz

Polarization: *Vertical*

EUT : W6M21608-16182

Power : 4.2 Vd.c.

M/N:

Distance: 3m

Test Mode : TX 2441MHz

Note :

Mk.	Frequency (MHz)	Reading (dBuV)	Detector	Corr. factor (dB/m)	Result (dBuV/m)	Limit (dBuV/m)	Ant.Pos (cm)	Tab.Pos (deg.)	Margin (dB)	Comment
*	49.4388	46.75	peak	-9.78	36.97	40.00	100	175	-3.03	
	66.9340	49.45	peak	-12.65	36.80	40.00	100	240	-3.20	



Radiated Emission Measurement

Operator: Roy

File :3

Data :#1

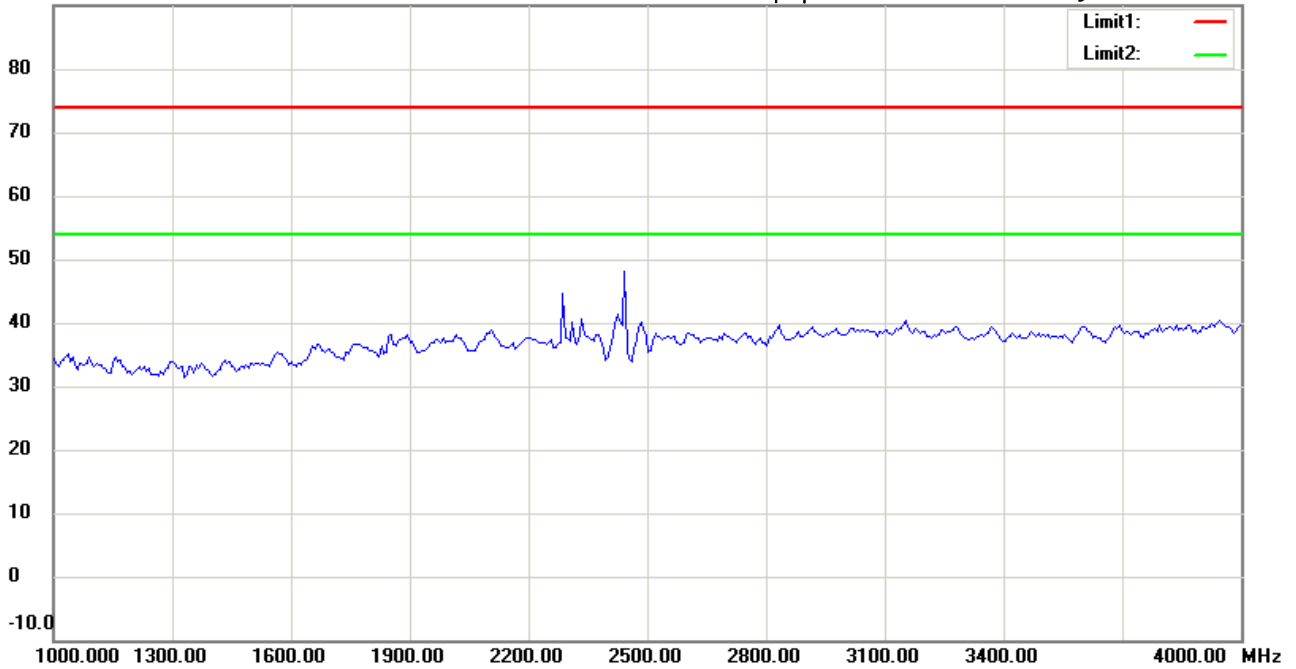
Date: 2016/9/2

Temperature:24 °C

90.0 dBuV/m

Time: 下午 09:09:41

Humidity:60 %



Site : Chamber

Condition : FCC_part 15 RE-Class C_Above 1GHz_PK

Polarization: *Horizontal*

EUT : W6M21608-16182

Power : 4.2 Vd.c.

M/N:

Distance: 3m

Test Mode : TX 2441MHz

Note :

Mk.	Frequency (MHz)	Reading (dBuV)	Detector	Corr. factor (dB/m)	Result (dBuV/m)	Limit (dBuV/m)	Ant.Pos (cm)	Tab.Pos (deg.)	Margin (dB)	Comment
-----	-----------------	----------------	----------	---------------------	-----------------	----------------	--------------	----------------	-------------	---------



Radiated Emission Measurement

Operator: Roy

File :3

Data :#6

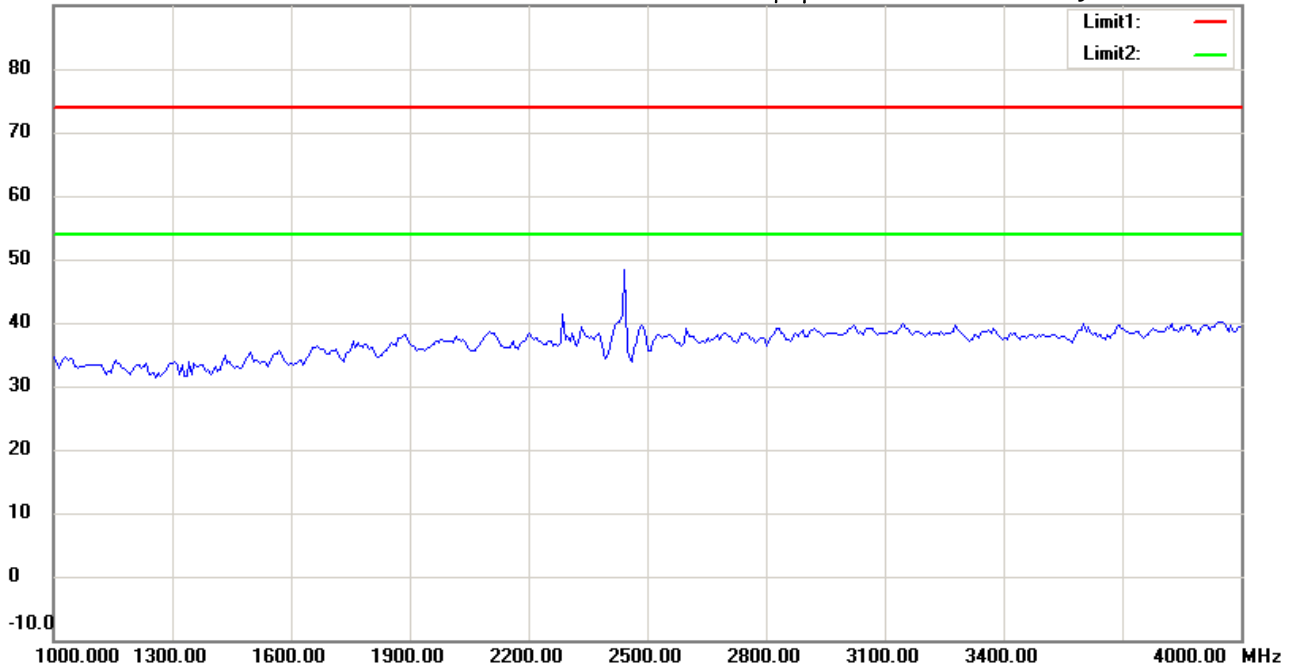
Date: 2016/9/2

Temperature:24 °C

90.0 dBuV/m

Time: 下午 09:12:27

Humidity:60 %



Site : Chamber

Condition : FCC_part 15 RE-Class C_Above 1GHz_PK

EUT : W6M21608-16182

M/N:

Test Mode : TX 2441MHz

Note :

Polarization: *Vertical*

Power : 4.2 Vd.c.

Distance: 3m

Mk.	Frequency (MHz)	Reading (dBuV)	Detector	Corr. factor (dB/m)	Result (dBuV/m)	Limit (dBuV/m)	Ant.Pos (cm)	Tab.Pos (deg.)	Margin (dB)	Comment
-----	-----------------	----------------	----------	---------------------	-----------------	----------------	--------------	----------------	-------------	---------



Radiated Emission Measurement

Operator: Roy

File :3

Data :#2

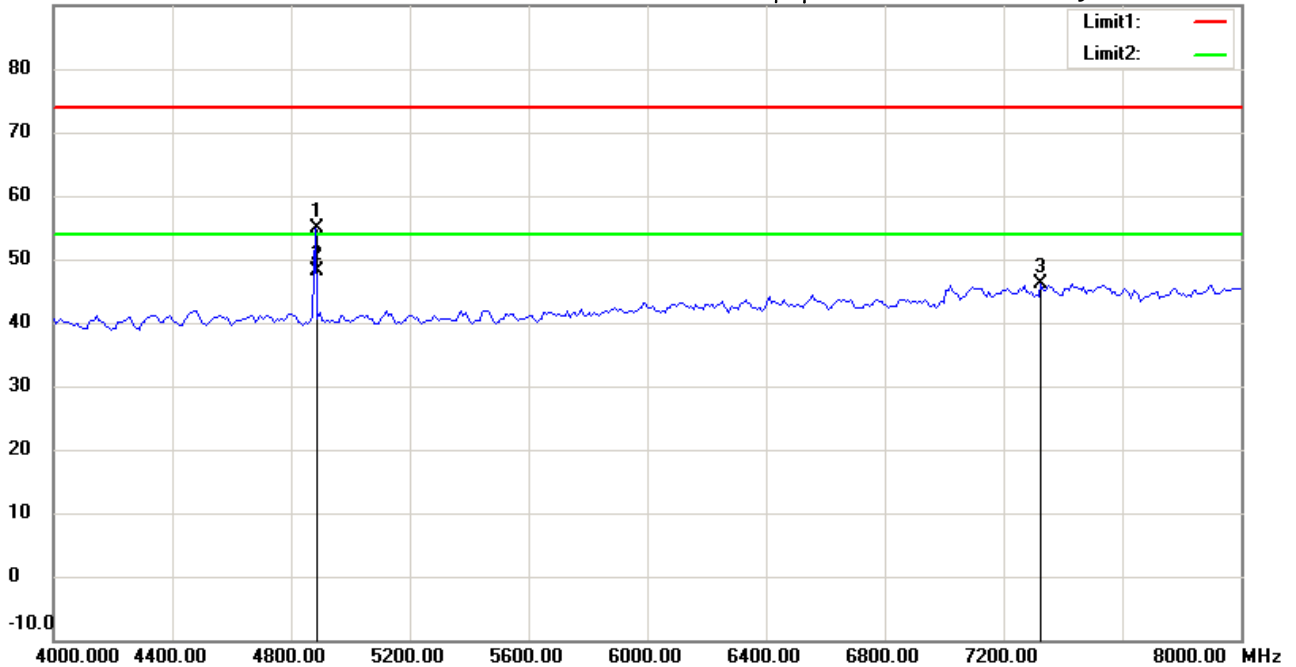
Date: 2016/9/2

Temperature:24 °C

90.0 dBuV/m

Time: 下午 09:10:27

Humidity:60 %



Site : Chamber

Condition : FCC_part 15 RE-Class C_Above 1GHz_PK

Polarization: *Horizontal*

EUT : W6M21608-16182

Power : 4.2 Vd.c.

M/N:

Distance: 3m

Test Mode : TX 2441MHz

Note :

Mk.	Frequency (MHz)	Reading (dBuV)	Detector	Corr. factor (dB/m)	Result (dBuV/m)	Limit (dBuV/m)	Ant.Pos (cm)	Tab.Pos (deg.)	Margin (dB)	Comment
	4881.764	55.30	peak	-0.49	54.81	74.00	100	235	-19.19	
*	4881.764	48.67	AVG	-0.49	48.18	54.00	100	235	-5.82	
	7323.000	41.50	peak	4.51	46.01	74.00	100	170	-27.99	



Radiated Emission Measurement

Operator: Roy

File :3

Data :#7

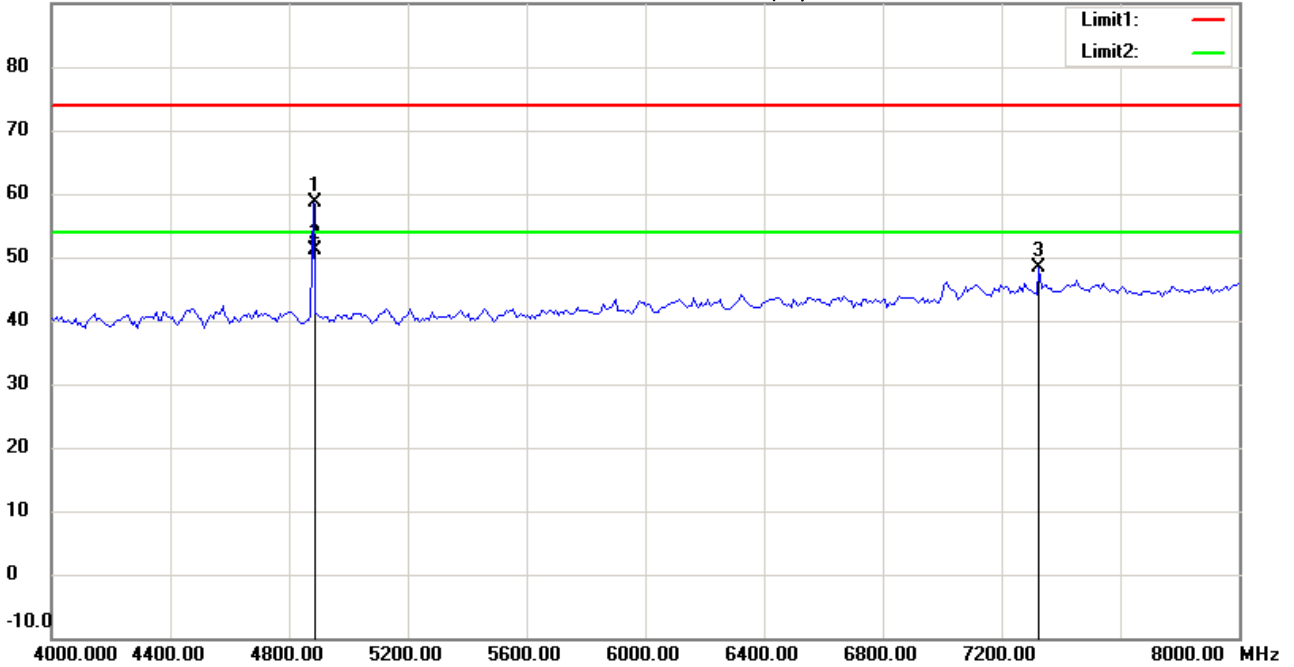
Date: 2016/9/2

Temperature:24 °C

90.0 dBuV/m

Time: 下午 09:13:12

Humidity:60 %



Site : Chamber

Condition : FCC_part 15 RE-Class C_Above 1GHz_PK

Polarization: *Vertical*

EUT : W6M21608-16182

Power : 4.2 Vd.c.

M/N:

Distance: 3m

Test Mode : TX 2441MHz

Note :

Mk.	Frequency (MHz)	Reading (dBuV)	Detector	Corr. factor (dB/m)	Result (dBuV/m)	Limit (dBuV/m)	Ant.Pos (cm)	Tab.Pos (deg.)	Margin (dB)	Comment
	4882.033	59.06	peak	-0.49	58.57	74.00	100	130	-15.43	
*	4882.033	51.65	AVG	-0.49	51.16	54.00	100	130	-2.84	
	7326.653	43.94	peak	4.54	48.48	74.00	100	270	-25.52	



Radiated Emission Measurement

Operator: Roy

File :3

Data :#3

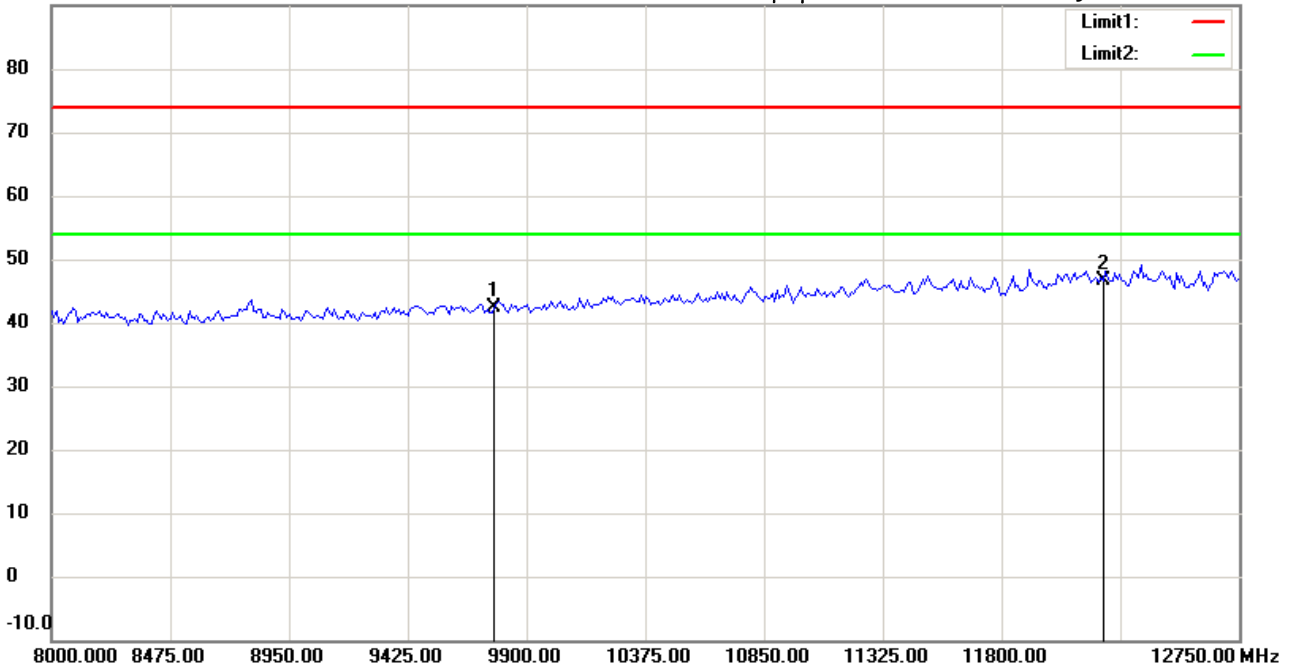
Date: 2016/9/2

Temperature:24 °C

90.0 dBuV/m

Time: 下午 09:11:18

Humidity:60 %



Site : Chamber

Condition : FCC_part 15 RE-Class C_Above 1GHz_PK

Polarization: *Horizontal*

EUT : W6M21608-16182

Power : 4.2 Vd.c.

M/N:

Distance: 3m

Test Mode : TX 2441MHz

Note :

Mk.	Frequency (MHz)	Reading (dBuV)	Detector	Corr. factor (dB/m)	Result (dBuV/m)	Limit (dBuV/m)	Ant.Pos (cm)	Tab.Pos (deg.)	Margin (dB)	Comment
	9764.000	34.77	peak	7.51	42.28	74.00	100	195	-31.72	
*	12205.000	32.83	peak	13.80	46.63	74.00	100	100	-27.37	



Radiated Emission Measurement

Operator: Roy

File :3

Data :#8

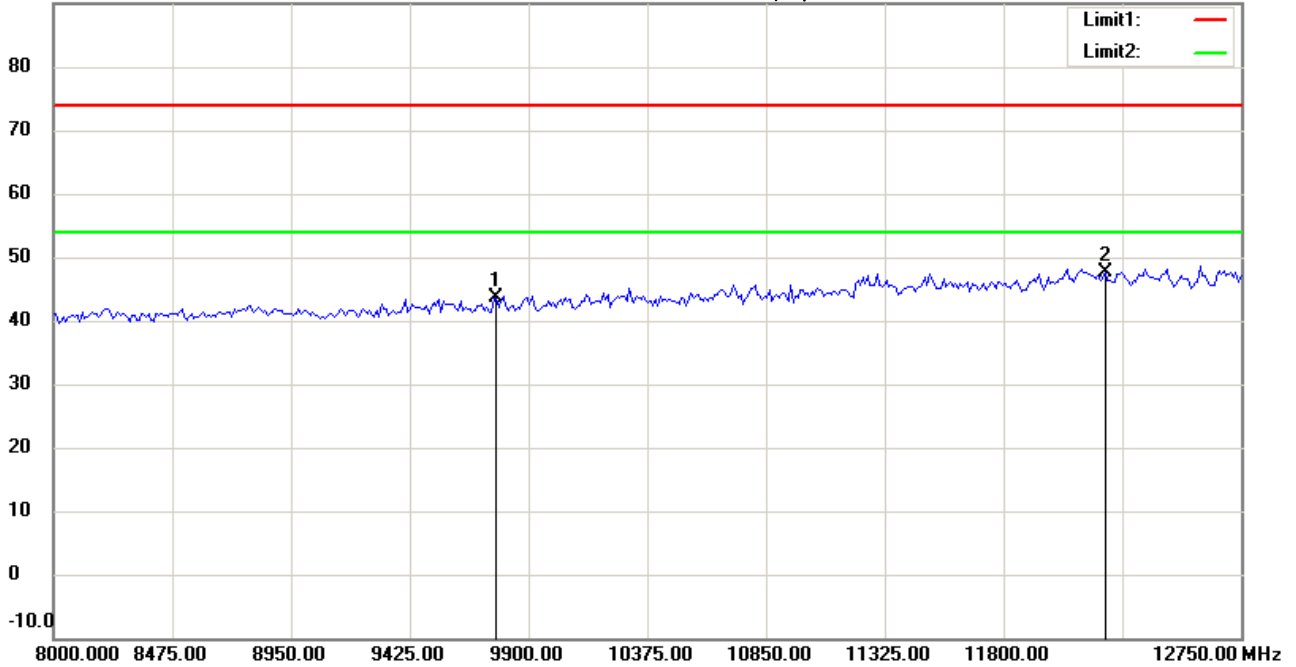
Date: 2016/9/2

Temperature:24 °C

90.0 dBuV/m

Time: 下午 09:13:57

Humidity:60 %



Site : Chamber

Condition : FCC_part 15 RE-Class C_Above 1GHz_PK

Polarization: *Vertical*

EUT : W6M21608-16182

Power : 4.2 Vd.c.

M/N:

Distance: 3m

Test Mode : TX 2441MHz

Note :

Mk.	Frequency (MHz)	Reading (dBuV)	Detector	Corr. factor (dB/m)	Result (dBuV/m)	Limit (dBuV/m)	Ant.Pos (cm)	Tab.Pos (deg.)	Margin (dB)	Comment
	9764.000	36.07	peak	7.51	43.58	74.00	100	260	-30.42	
*	12205.000	33.76	peak	13.80	47.56	74.00	100	85	-26.44	



Radiated Emission Measurement

Operator: Roy

File :3

Data :#4

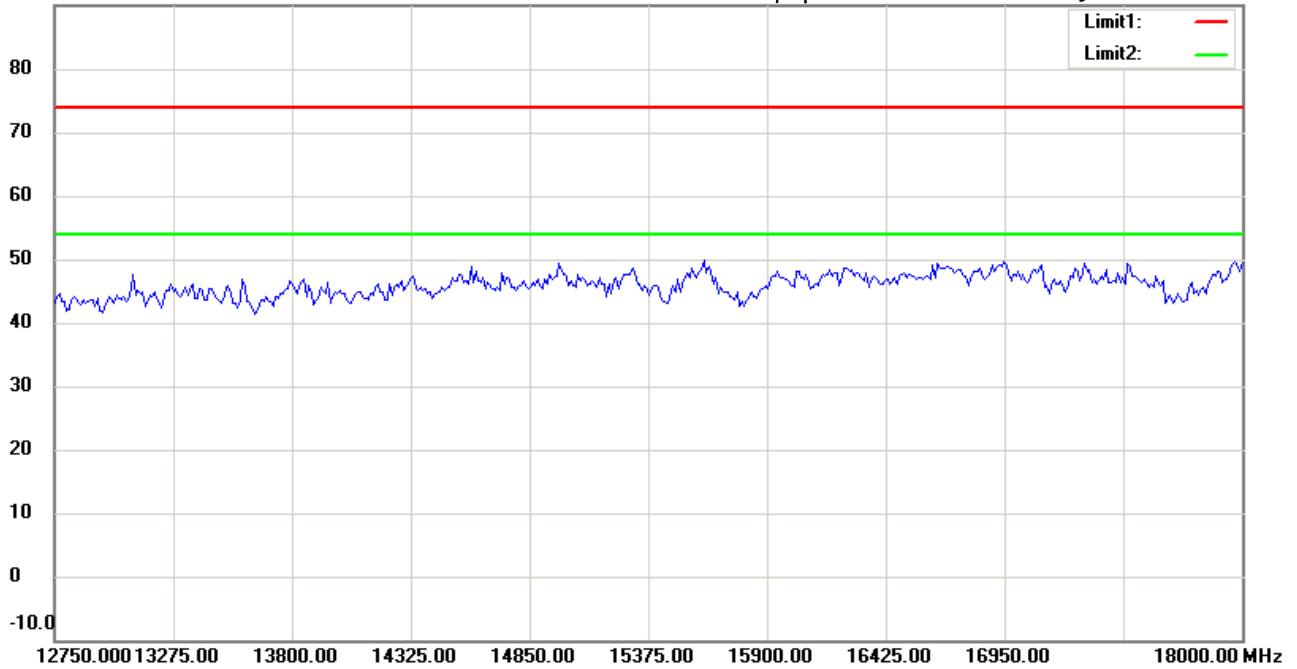
Date: 2016/9/2

Temperature:24 °C

90.0 dBuV/m

Time: 下午 09:11:32

Humidity:60 %



Site : Chamber

Condition : FCC_part 15 RE-Class C_Above 1GHz_PK

Polarization: *Horizontal*

EUT : W6M21608-16182

Power : 4.2 Vd.c.

M/N:

Distance: 3m

Test Mode : TX 2441MHz

Note :

Mk.	Frequency (MHz)	Reading (dBuV)	Detector	Corr. factor (dB/m)	Result (dBuV/m)	Limit (dBuV/m)	Ant.Pos (cm)	Tab.Pos (deg.)	Margin (dB)	Comment
-----	-----------------	----------------	----------	---------------------	-----------------	----------------	--------------	----------------	-------------	---------



Radiated Emission Measurement

Operator: Roy

File :3

Data :#9

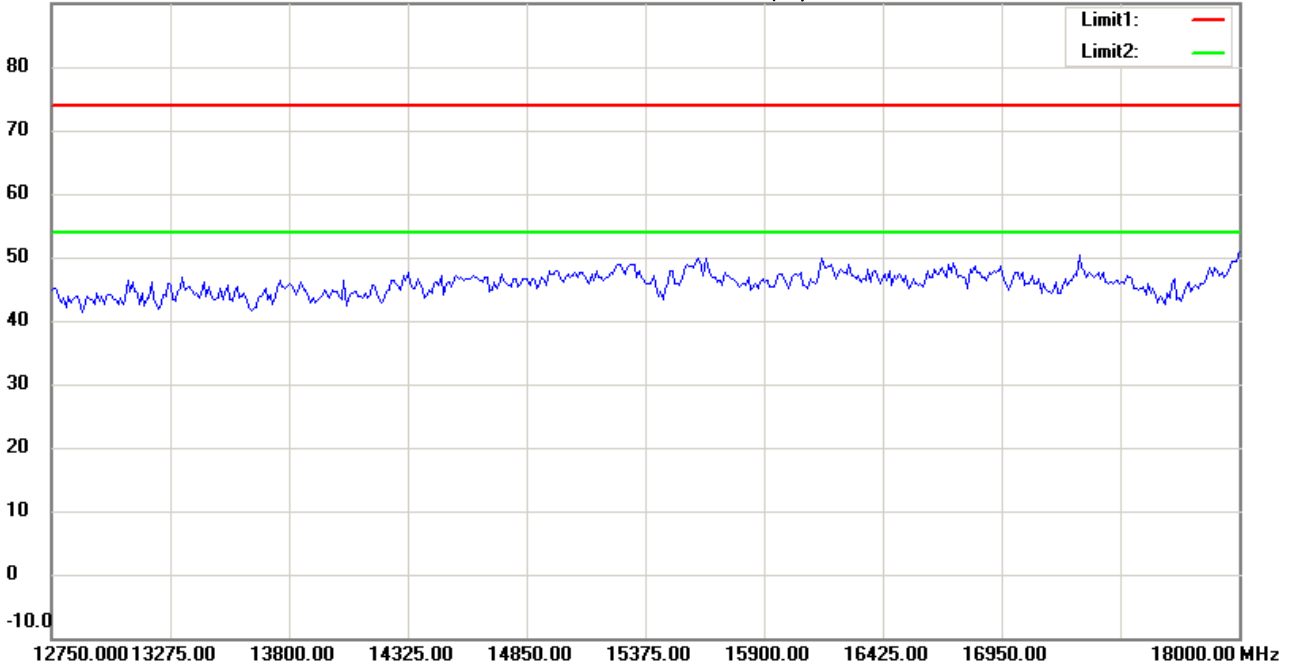
Date: 2016/9/2

Temperature:24 °C

90.0 dBuV/m

Time: 下午 09:14:11

Humidity:60 %



Site : Chamber

Condition : FCC_part 15 RE-Class C_Above 1GHz_PK

Polarization: *Vertical*

EUT : W6M21608-16182

Power : 4.2 Vd.c.

M/N:

Distance: 3m

Test Mode : TX 2441MHz

Note :

Mk.	Frequency (MHz)	Reading (dBuV)	Detector	Corr. factor (dB/m)	Result (dBuV/m)	Limit (dBuV/m)	Ant.Pos (cm)	Tab.Pos (deg.)	Margin (dB)	Comment
-----	-----------------	----------------	----------	---------------------	-----------------	----------------	--------------	----------------	-------------	---------



Radiated Emission Measurement

Operator: Roy

File :3

Data :#5

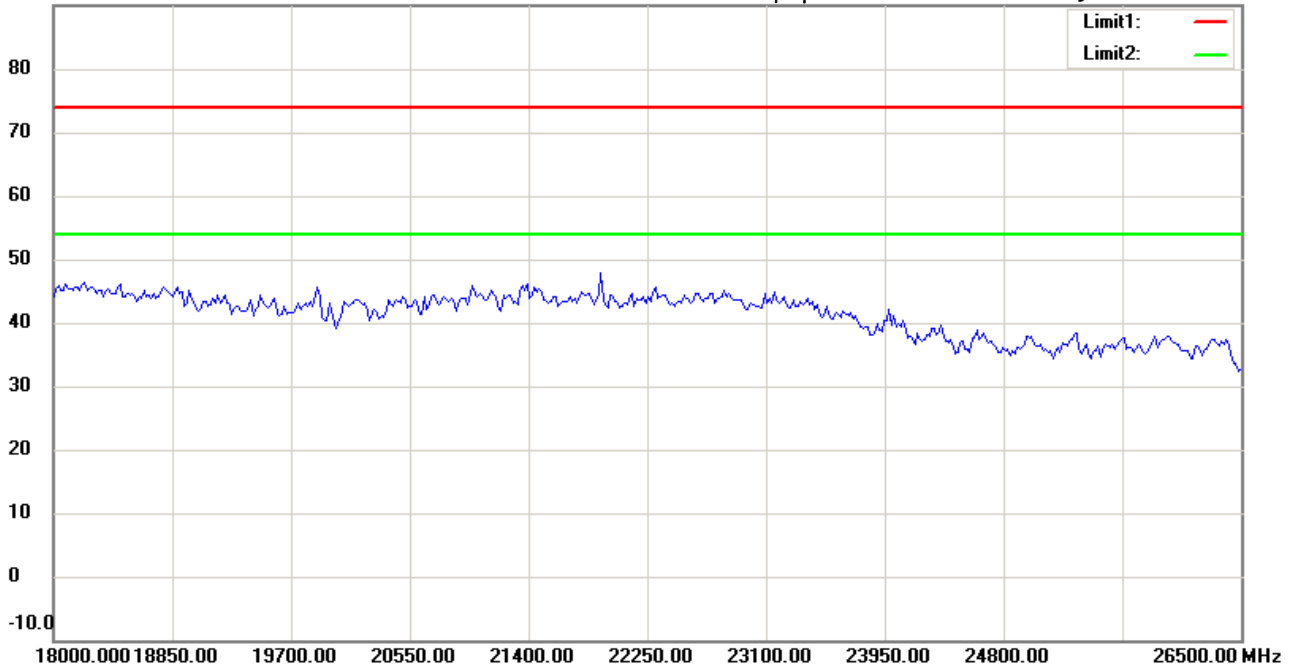
Date: 2016/9/2

Temperature:24 °C

90.0 dBuV/m

Time: 下午 09:11:42

Humidity:60 %



Site : Chamber

Condition : FCC_part 15 RE-Class C_Above 1GHz_PK

EUT : W6M21608-16182

M/N:

Test Mode : TX 2441MHz

Note :

Polarization: *Horizontal*

Power : 4.2 Vd.c.

Distance: 3m

Mk.	Frequency (MHz)	Reading (dBuV)	Detector	Corr. factor (dB/m)	Result (dBuV/m)	Limit (dBuV/m)	Ant.Pos (cm)	Tab.Pos (deg.)	Margin (dB)	Comment
-----	-----------------	----------------	----------	---------------------	-----------------	----------------	--------------	----------------	-------------	---------



Radiated Emission Measurement

Operator: Roy

File :3

Data :#10

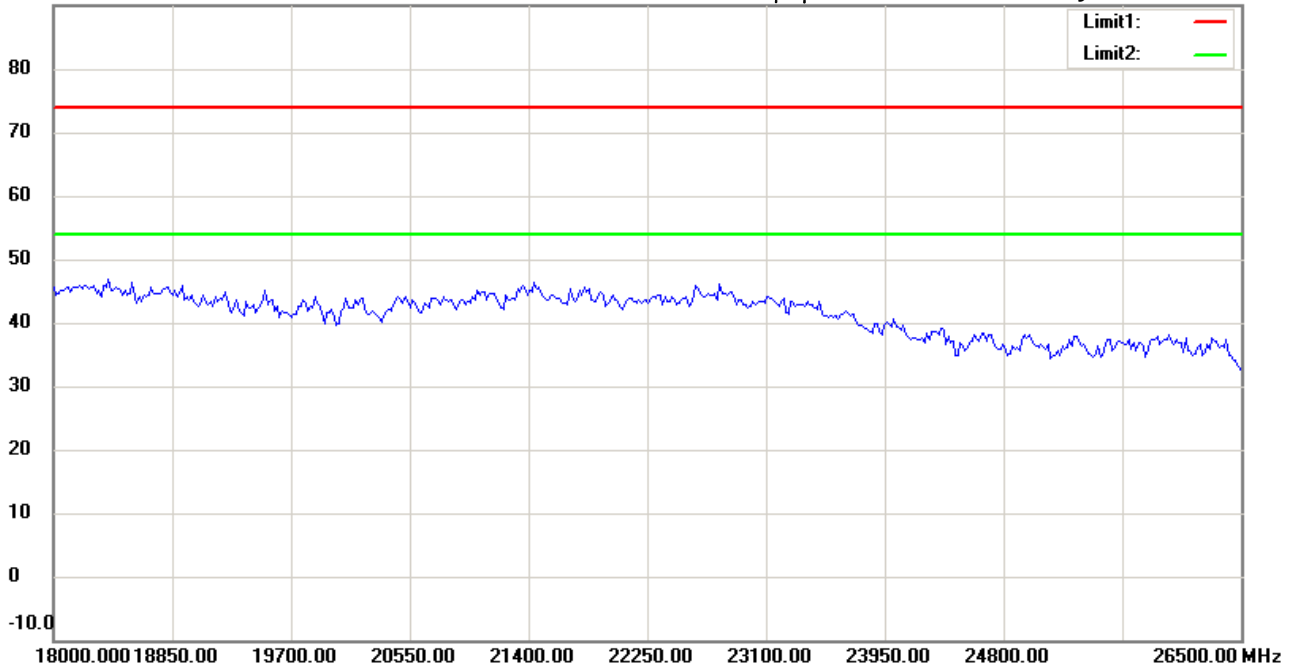
Date: 2016/9/2

Temperature:24 °C

90.0 dBuV/m

Time: 下午 09:14:20

Humidity:60 %



Site : Chamber

Condition : FCC_part 15 RE-Class C_Above 1GHz_PK

EUT : W6M21608-16182

M/N:

Test Mode : TX 2441MHz

Note :

Polarization: *Vertical*

Power : 4.2 Vd.c.

Distance: 3m

Mk.	Frequency (MHz)	Reading (dBuV)	Detector	Corr. factor (dB/m)	Result (dBuV/m)	Limit (dBuV/m)	Ant.Pos (cm)	Tab.Pos (deg.)	Margin (dB)	Comment
-----	-----------------	----------------	----------	---------------------	-----------------	----------------	--------------	----------------	-------------	---------



Radiated Emission Measurement

Operator: Roy

File :1

Data :#1

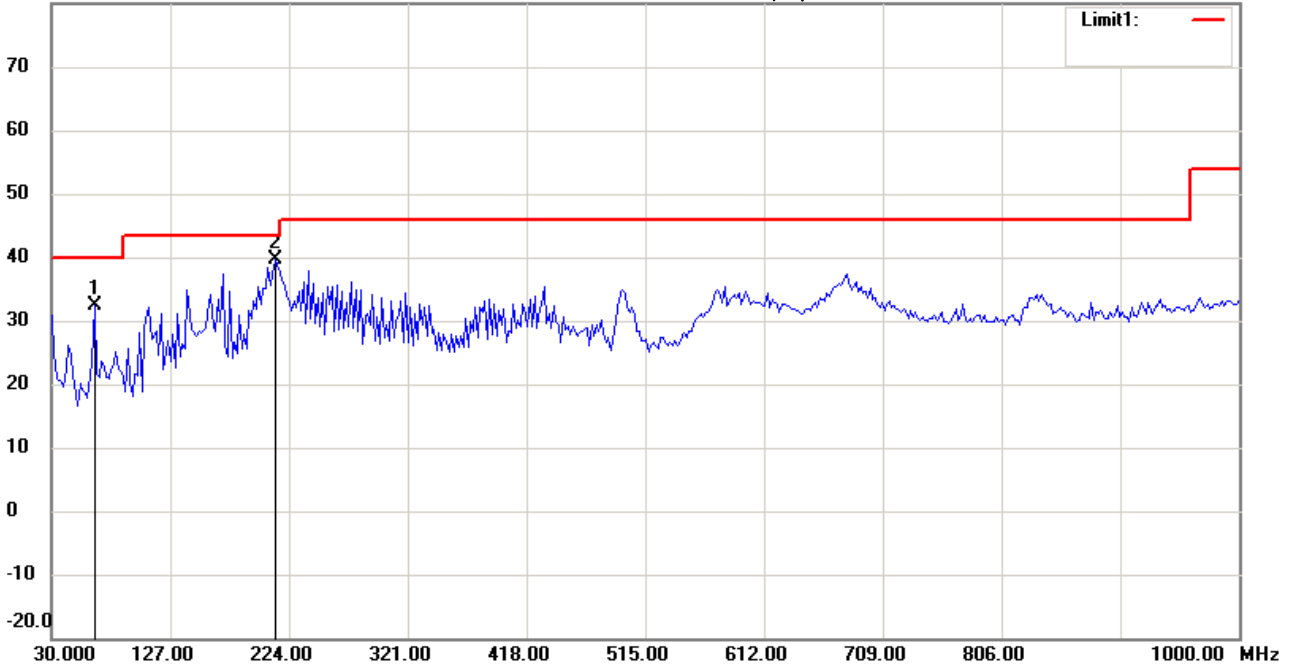
Date: 2016/9/2

Temperature:24 °C

80.0 dBuV/m

Time: 下午 08:11:52

Humidity:60 %



Site : Chamber

Condition : FCC_part 15 RE-Class C_30-1000MHz

Polarization: *Horizontal*

EUT : W6M21608-16182

Power : 4.2 Vd.c.

M/N:

Distance: 3m

Test Mode : TX 2480MHz

Note :

Mk.	Frequency (MHz)	Reading (dBuV)	Detector	Corr. factor (dB/m)	Result (dBuV/m)	Limit (dBuV/m)	Ant.Pos (cm)	Tab.Pos (deg.)	Margin (dB)	Comment
	64.9900	44.85	peak	-12.57	32.28	40.00	100	45	-7.72	
*	212.7255	49.38	peak	-9.79	39.59	43.50	100	190	-3.91	



Radiated Emission Measurement

Operator: Roy

File :1

Data :#2

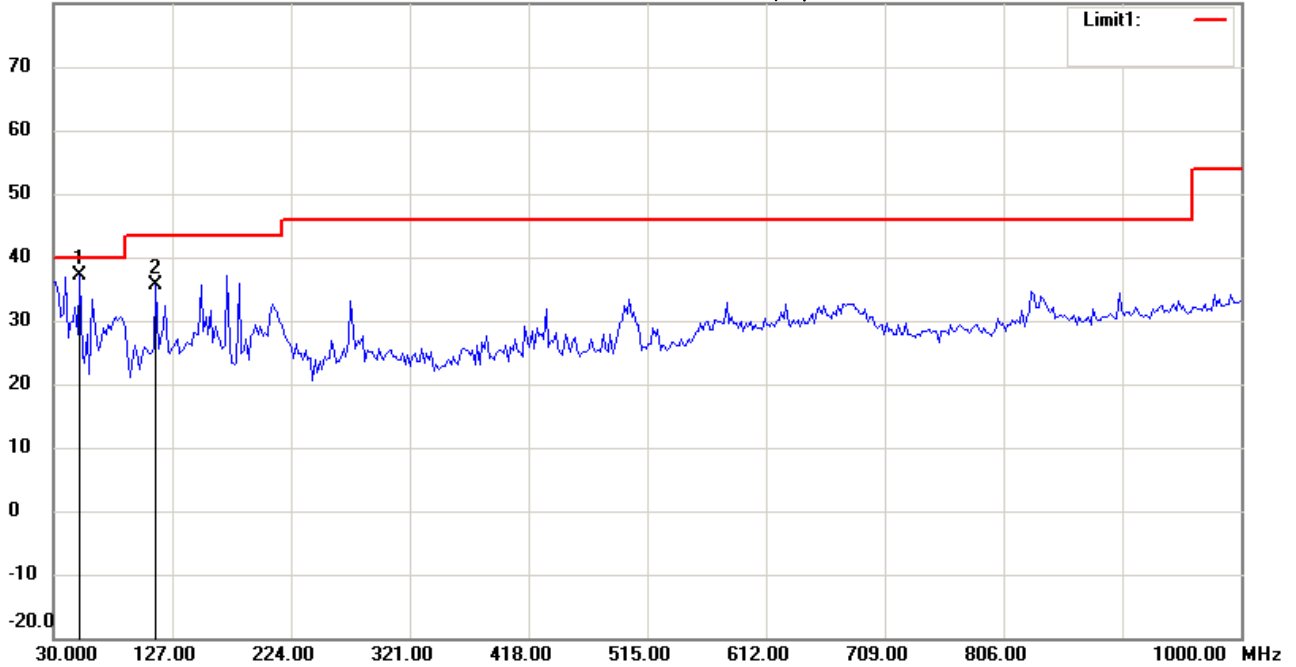
Date: 2016/9/2

Temperature:24 °C

80.0 dBuV/m

Time: 下午 08:12:37

Humidity:60 %



Site : Chamber

Condition : FCC_part 15 RE-Class C_30-1000MHz

Polarization: *Vertical*

EUT : W6M21608-16182

Power : 4.2 Vd.c.

M/N:

Distance: 3m

Test Mode : TX 2480MHz

Note :

Mk.	Frequency (MHz)	Reading (dBuV)	Detector	Corr. factor (dB/m)	Result (dBuV/m)	Limit (dBuV/m)	Ant.Pos (cm)	Tab.Pos (deg.)	Margin (dB)	Comment
*	51.3828	47.49	peak	-10.27	37.22	40.00	100	335	-2.78	
	113.5872	42.32	peak	-6.72	35.60	43.50	100	150	-7.90	



Radiated Emission Measurement

Operator: Roy

File :3

Data :#1

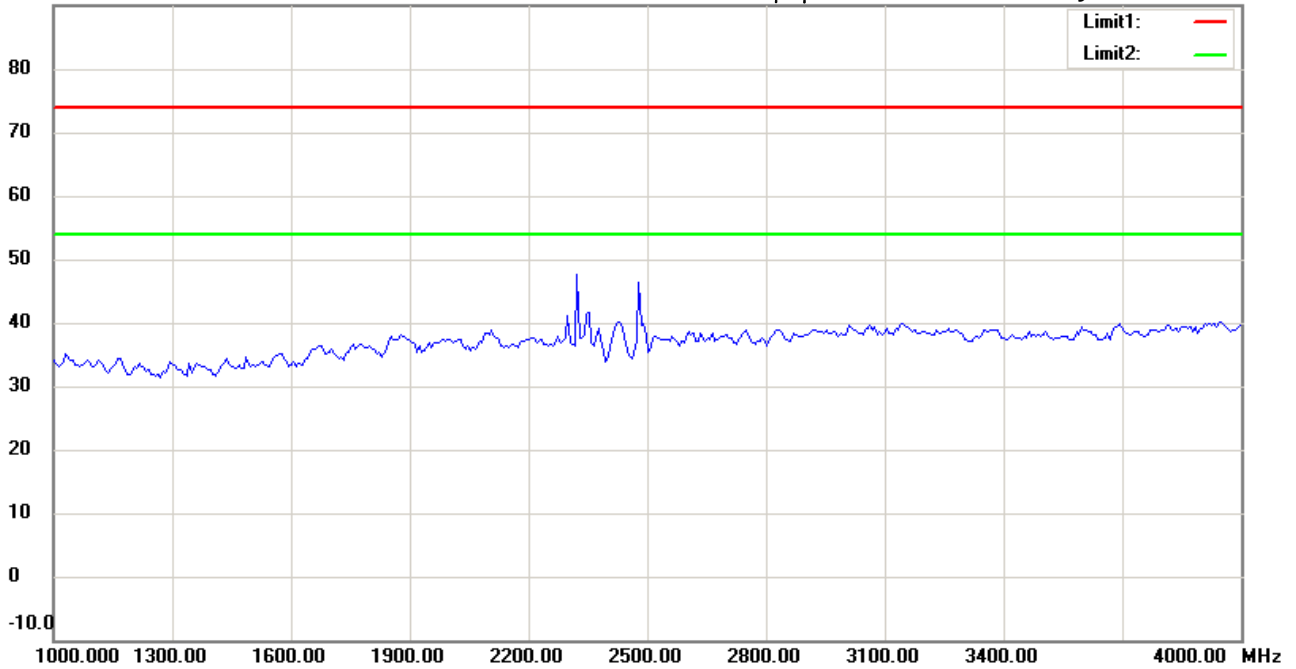
Date: 2016/9/2

Temperature:24 °C

90.0 dBuV/m

Time: 下午 09:18:34

Humidity:60 %



Site : Chamber

Condition : FCC_part 15 RE-Class C_Above 1GHz_PK

Polarization: *Horizontal*

EUT : W6M21608-16182

Power : 4.2 Vd.c.

M/N:

Distance: 3m

Test Mode : TX 2480MHz

Note :

Mk.	Frequency (MHz)	Reading (dBuV)	Detector	Corr. factor (dB/m)	Result (dBuV/m)	Limit (dBuV/m)	Ant.Pos (cm)	Tab.Pos (deg.)	Margin (dB)	Comment
-----	-----------------	----------------	----------	---------------------	-----------------	----------------	--------------	----------------	-------------	---------



Radiated Emission Measurement

Operator: Roy

File :3

Data :#6

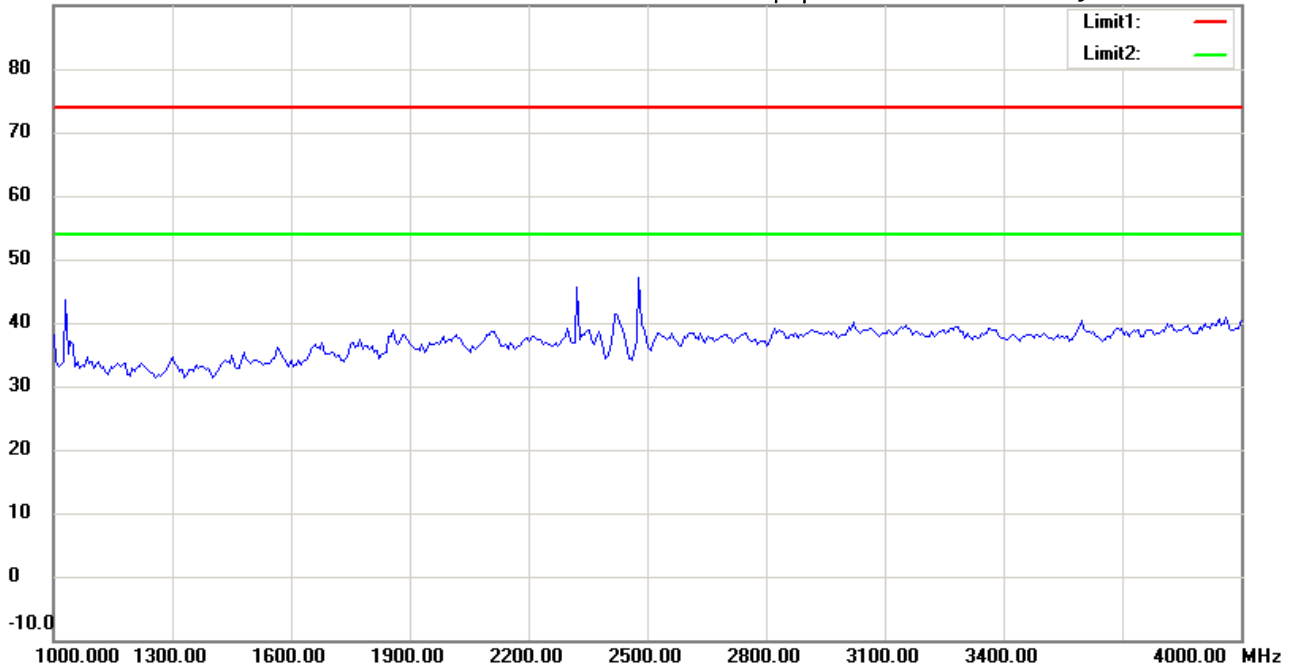
Date: 2016/9/2

Temperature:24 °C

90.0 dBuV/m

Time: 下午 09:21:20

Humidity:60 %



Site : Chamber

Condition : FCC_part 15 RE-Class C_Above 1GHz_PK

Polarization: *Vertical*

EUT : W6M21608-16182

Power : 4.2 Vd.c.

M/N:

Distance: 3m

Test Mode : TX 2480MHz

Note :

Mk.	Frequency (MHz)	Reading (dBuV)	Detector	Corr. factor (dB/m)	Result (dBuV/m)	Limit (dBuV/m)	Ant.Pos (cm)	Tab.Pos (deg.)	Margin (dB)	Comment
-----	-----------------	----------------	----------	---------------------	-----------------	----------------	--------------	----------------	-------------	---------



Radiated Emission Measurement

Operator: Roy

File :3

Data :#2

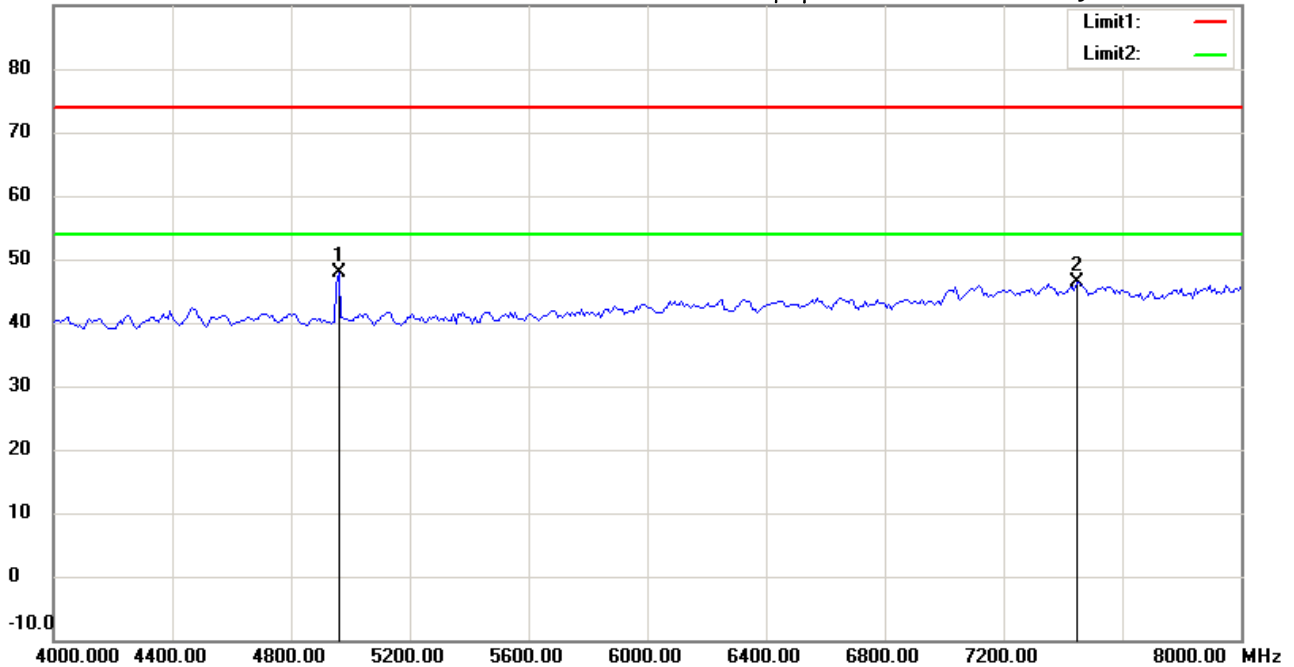
Date: 2016/9/2

Temperature:24 °C

90.0 dBuV/m

Time: 下午 09:19:20

Humidity:60 %



Site : Chamber

Condition : FCC_part 15 RE-Class C_Above 1GHz_PK

Polarization: *Horizontal*

EUT : W6M21608-16182

Power : 4.2 Vd.c.

M/N:

Distance: 3m

Test Mode : TX 2480MHz

Note :

Mk.	Frequency (MHz)	Reading (dBuV)	Detector	Corr. factor (dB/m)	Result (dBuV/m)	Limit (dBuV/m)	Ant.Pos (cm)	Tab.Pos (deg.)	Margin (dB)	Comment
*	4960.000	48.09	peak	-0.14	47.95	74.00	100	215	-26.05	
	7440.000	41.53	peak	4.89	46.42	74.00	100	330	-27.58	



Radiated Emission Measurement

Operator: Roy

File :3

Data :#7

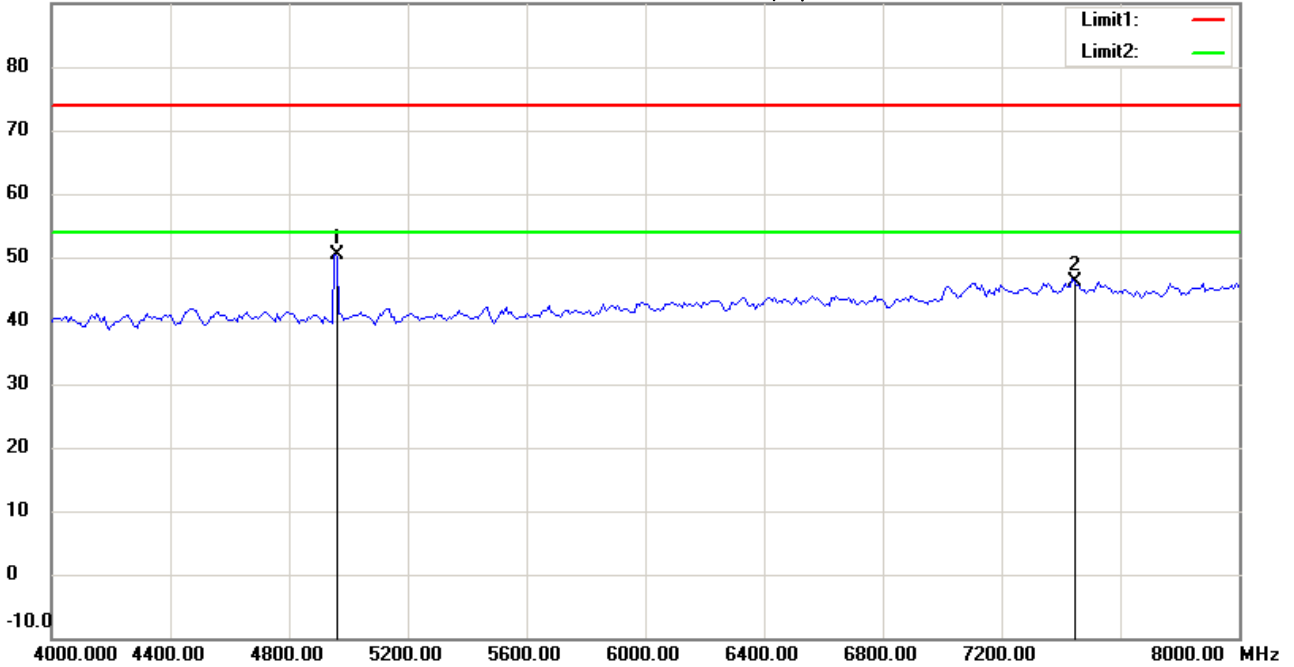
Date: 2016/9/2

Temperature:24 °C

90.0 dBuV/m

Time: 下午 09:22:05

Humidity:60 %



Site : Chamber

Condition : FCC_part 15 RE-Class C_Above 1GHz_PK

Polarization: *Vertical*

EUT : W6M21608-16182

Power : 4.2 Vd.c.

M/N:

Distance: 3m

Test Mode : TX 2480MHz

Note :

Mk.	Frequency (MHz)	Reading (dBuV)	Detector	Corr. factor (dB/m)	Result (dBuV/m)	Limit (dBuV/m)	Ant.Pos (cm)	Tab.Pos (deg.)	Margin (dB)	Comment
*	4953.908	50.51	peak	-0.17	50.34	74.00	100	305	-23.66	
	7440.000	41.32	peak	4.89	46.21	74.00	100	335	-27.79	



Radiated Emission Measurement

Operator: Roy

File :3

Data :#3

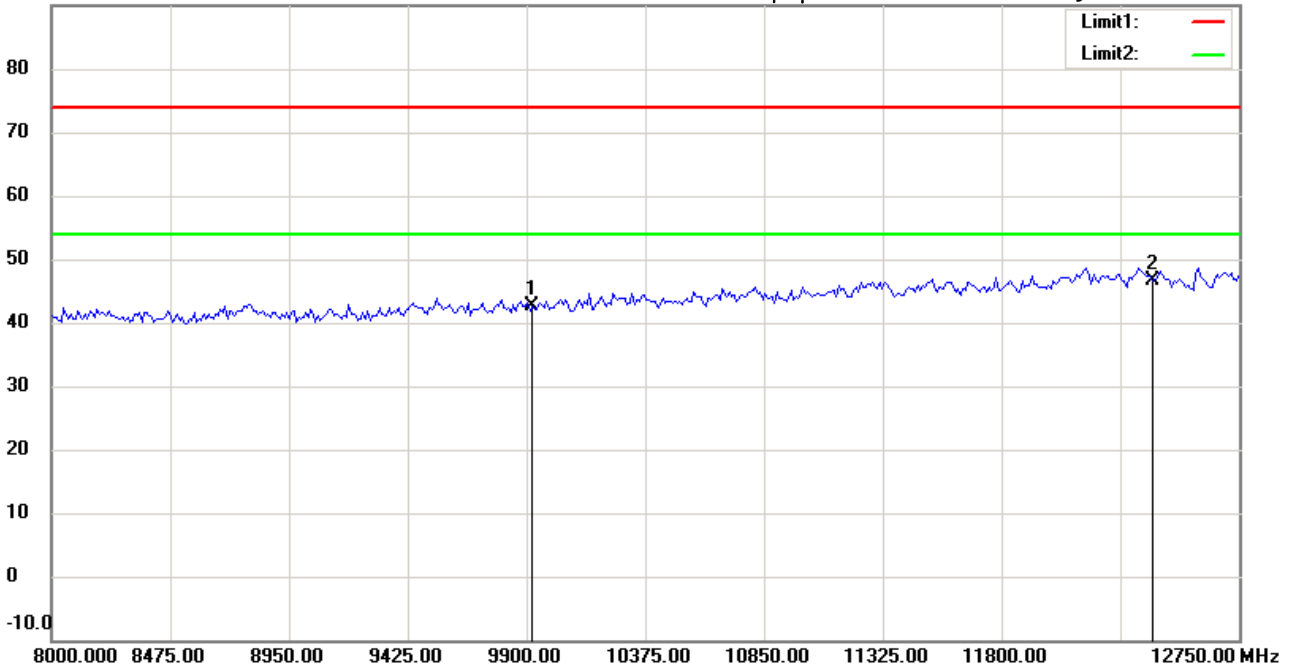
Date: 2016/9/2

Temperature:24 °C

90.0 dBuV/m

Time: 下午 09:20:11

Humidity:60 %



Site : Chamber

Condition : FCC_part 15 RE-Class C_Above 1GHz_PK

Polarization: *Horizontal*

EUT : W6M21608-16182

Power : 4.2 Vd.c.

M/N:

Distance: 3m

Test Mode : TX 2480MHz

Note :

Mk.	Frequency (MHz)	Reading (dBuV)	Detector	Corr. factor (dB/m)	Result (dBuV/m)	Limit (dBuV/m)	Ant.Pos (cm)	Tab.Pos (deg.)	Margin (dB)	Comment
	9920.000	34.72	peak	7.83	42.55	74.00	100	95	-31.45	
*	12400.000	32.75	peak	13.99	46.74	74.00	100	245	-27.26	



Radiated Emission Measurement

Operator: Roy

File :3

Data :#8

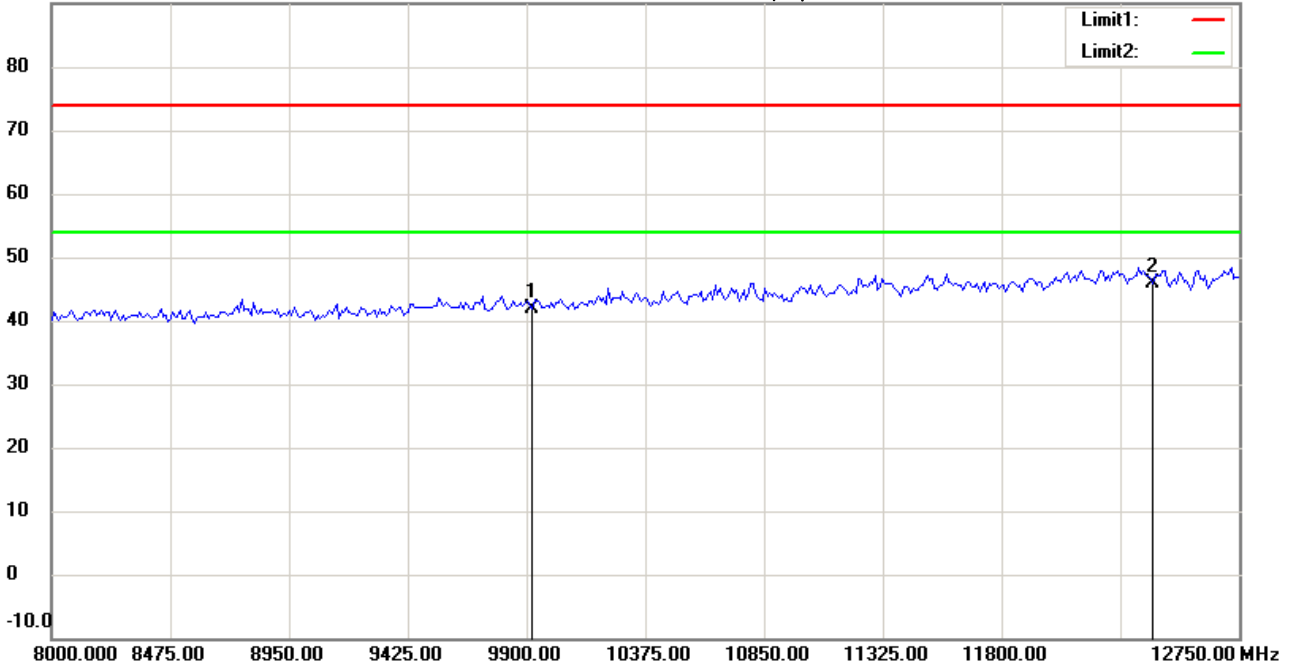
Date: 2016/9/2

Temperature:24 °C

90.0 dBuV/m

Time: 下午 09:22:50

Humidity:60 %



Site : Chamber

Condition : FCC_part 15 RE-Class C_Above 1GHz_PK

Polarization: *Vertical*

EUT : W6M21608-16182

Power : 4.2 Vd.c.

M/N:

Distance: 3m

Test Mode : TX 2480MHz

Note :

Mk.	Frequency (MHz)	Reading (dBuV)	Detector	Corr. factor (dB/m)	Result (dBuV/m)	Limit (dBuV/m)	Ant.Pos (cm)	Tab.Pos (deg.)	Margin (dB)	Comment
	9920.000	34.09	peak	7.83	41.92	74.00	100	270	-32.08	
*	12400.000	31.89	peak	13.99	45.88	74.00	100	195	-28.12	



Radiated Emission Measurement

Operator: Roy

File :3

Data :#4

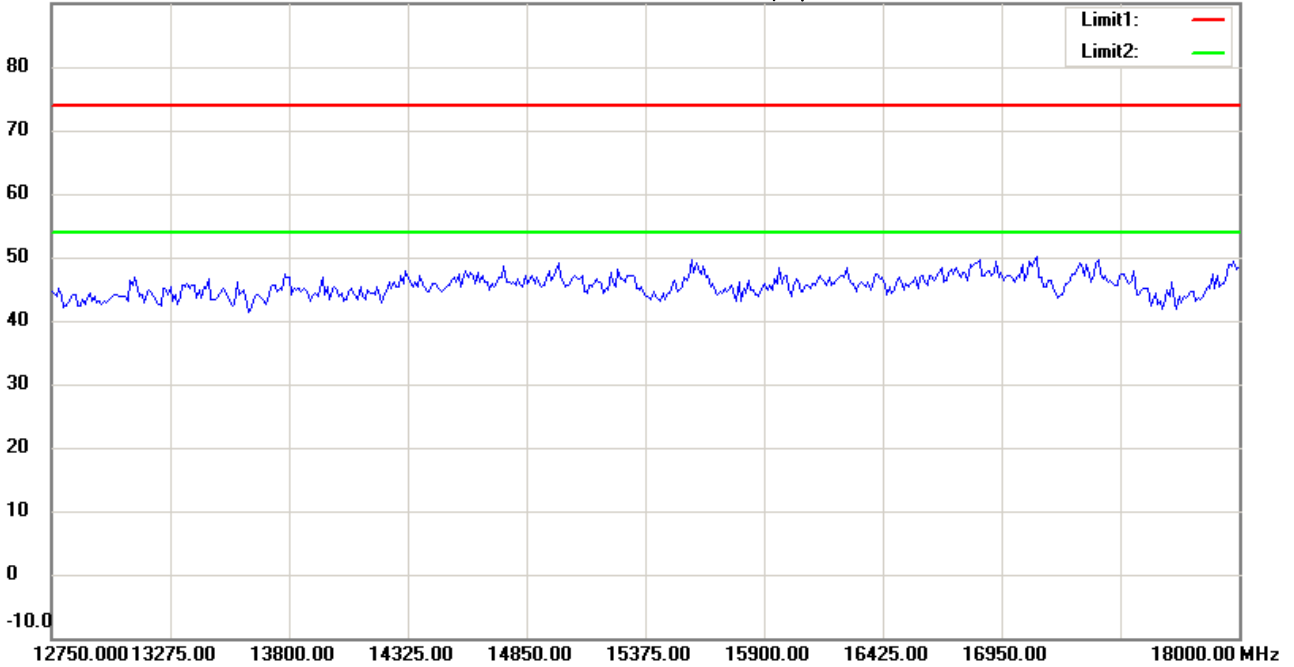
Date: 2016/9/2

Temperature:24 °C

90.0 dBuV/m

Time: 下午 09:20:25

Humidity:60 %



Site : Chamber

Condition : FCC_part 15 RE-Class C_Above 1GHz_PK

Polarization: *Horizontal*

EUT : W6M21608-16182

Power : 4.2 Vd.c.

M/N:

Distance: 3m

Test Mode : TX 2480MHz

Note :

Mk.	Frequency (MHz)	Reading (dBuV)	Detector	Corr. factor (dB/m)	Result (dBuV/m)	Limit (dBuV/m)	Ant.Pos (cm)	Tab.Pos (deg.)	Margin (dB)	Comment
-----	-----------------	----------------	----------	---------------------	-----------------	----------------	--------------	----------------	-------------	---------



Radiated Emission Measurement

Operator: Roy

File :3

Data :#9

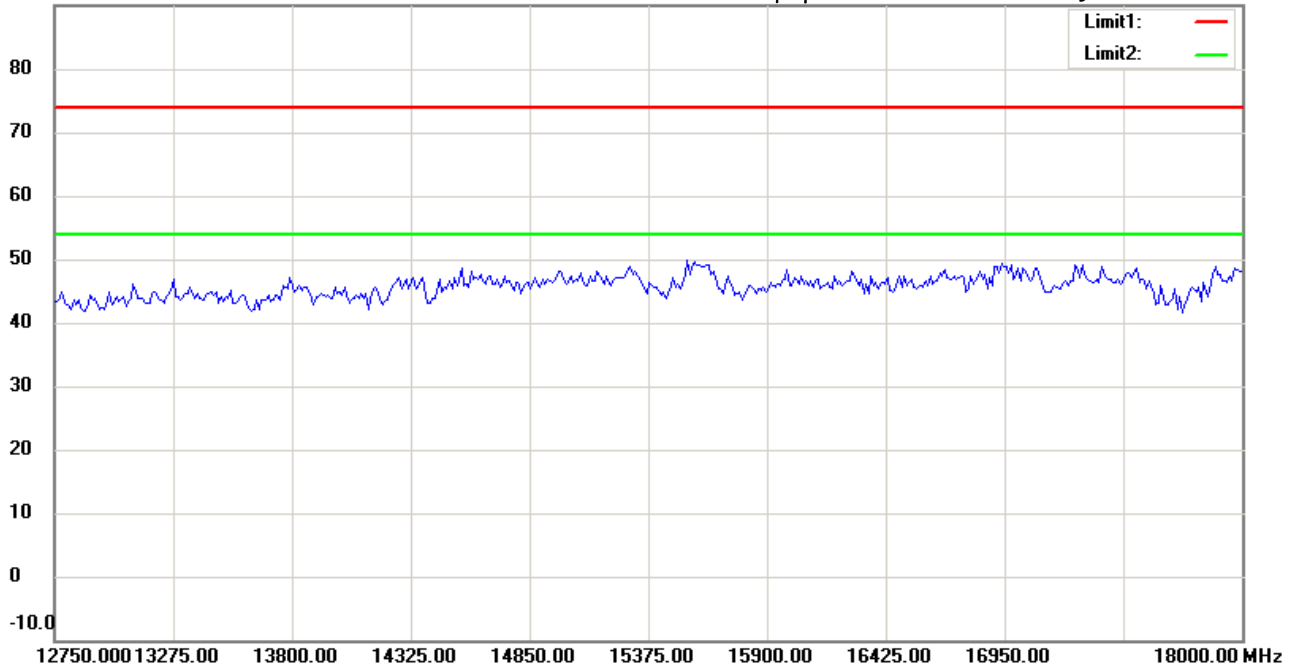
Date: 2016/9/2

Temperature:24 °C

90.0 dBuV/m

Time: 下午 09:23:04

Humidity:60 %



Site : Chamber

Condition : FCC_part 15 RE-Class C_Above 1GHz_PK

Polarization: *Vertical*

EUT : W6M21608-16182

Power : 4.2 Vd.c.

M/N:

Distance: 3m

Test Mode : TX 2480MHz

Note :

Mk.	Frequency (MHz)	Reading (dBuV)	Detector	Corr. factor (dB/m)	Result (dBuV/m)	Limit (dBuV/m)	Ant.Pos (cm)	Tab.Pos (deg.)	Margin (dB)	Comment
-----	-----------------	----------------	----------	---------------------	-----------------	----------------	--------------	----------------	-------------	---------



Radiated Emission Measurement

Operator: Roy

File :3

Data :#5

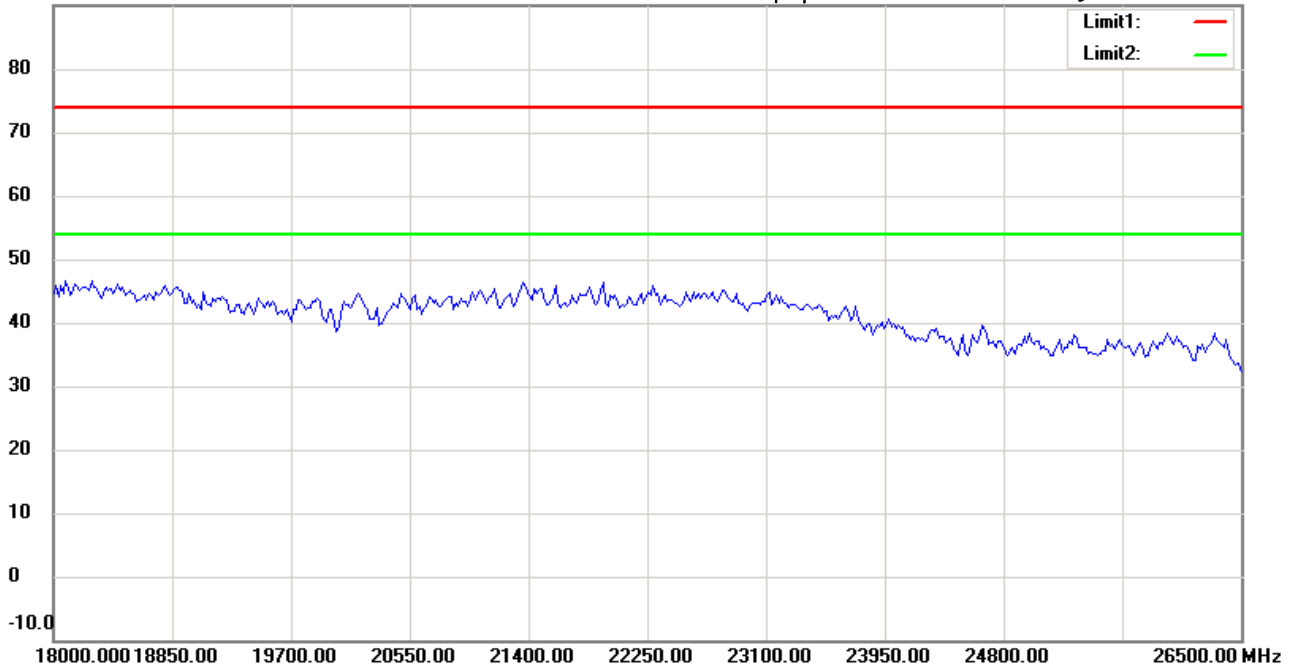
Date: 2016/9/2

Temperature:24 °C

90.0 dBuV/m

Time: 下午 09:20:34

Humidity:60 %



Site : Chamber

Condition : FCC_part 15 RE-Class C_Above 1GHz_PK

EUT : W6M21608-16182

M/N:

Test Mode : TX 2480MHz

Note :

Polarization: *Horizontal*

Power : 4.2 Vd.c.

Distance: 3m

Mk.	Frequency (MHz)	Reading (dBuV)	Detector	Corr. factor (dB/m)	Result (dBuV/m)	Limit (dBuV/m)	Ant.Pos (cm)	Tab.Pos (deg.)	Margin (dB)	Comment
-----	-----------------	----------------	----------	---------------------	-----------------	----------------	--------------	----------------	-------------	---------



Radiated Emission Measurement

Operator: Roy

File :3

Data :#10

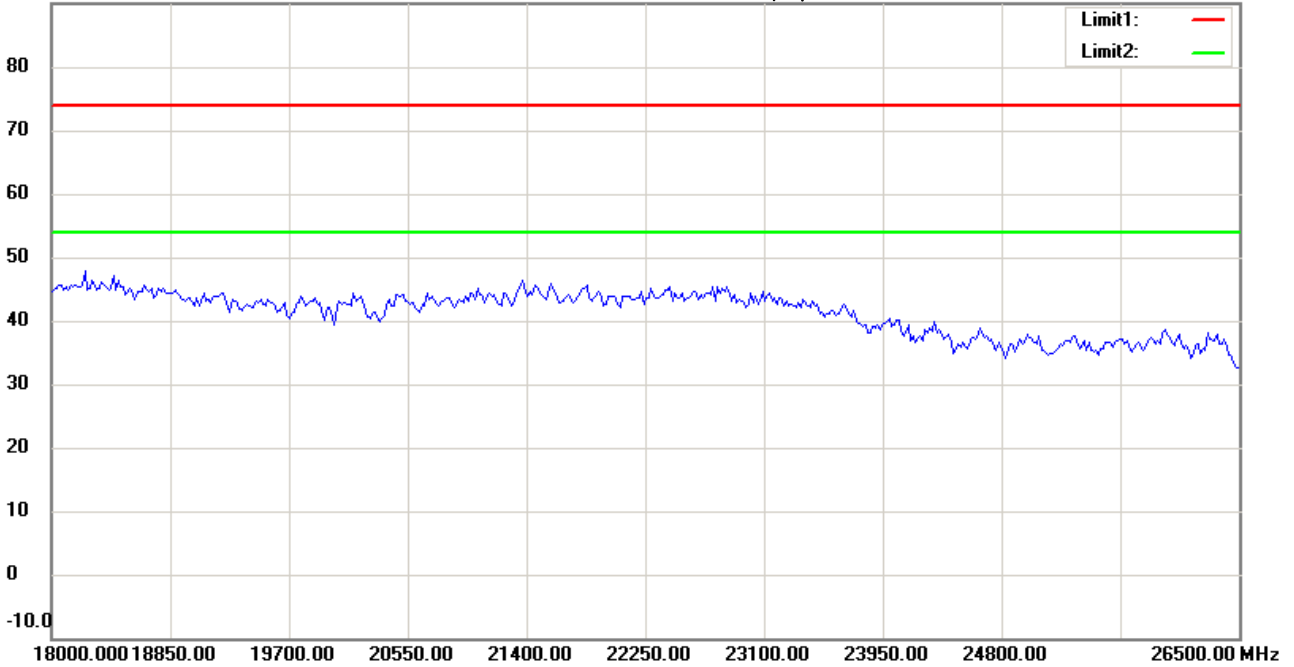
Date: 2016/9/2

Temperature:24 °C

90.0 dBuV/m

Time: 下午 09:23:13

Humidity:60 %



Site : Chamber

Condition : FCC_part 15 RE-Class C_Above 1GHz_PK

EUT : W6M21608-16182

M/N:

Test Mode : TX 2480MHz

Note :

Polarization: *Vertical*

Power : 4.2 Vd.c.

Distance: 3m

Mk.	Frequency (MHz)	Reading (dBuV)	Detector	Corr. factor (dB/m)	Result (dBuV/m)	Limit (dBuV/m)	Ant.Pos (cm)	Tab.Pos (deg.)	Margin (dB)	Comment
-----	-----------------	----------------	----------	---------------------	-----------------	----------------	--------------	----------------	-------------	---------

Bluetooth 4.0 TX



Address: 6F., No. 58, Ln 188, Ruey Kuang Rd, Neihu, Taipei
 Tel: +886-2-6606-8877 Fax: +886-2-6606-8875

Radiated Emission Measurement

Operator: Roy

File :1

Data :#1

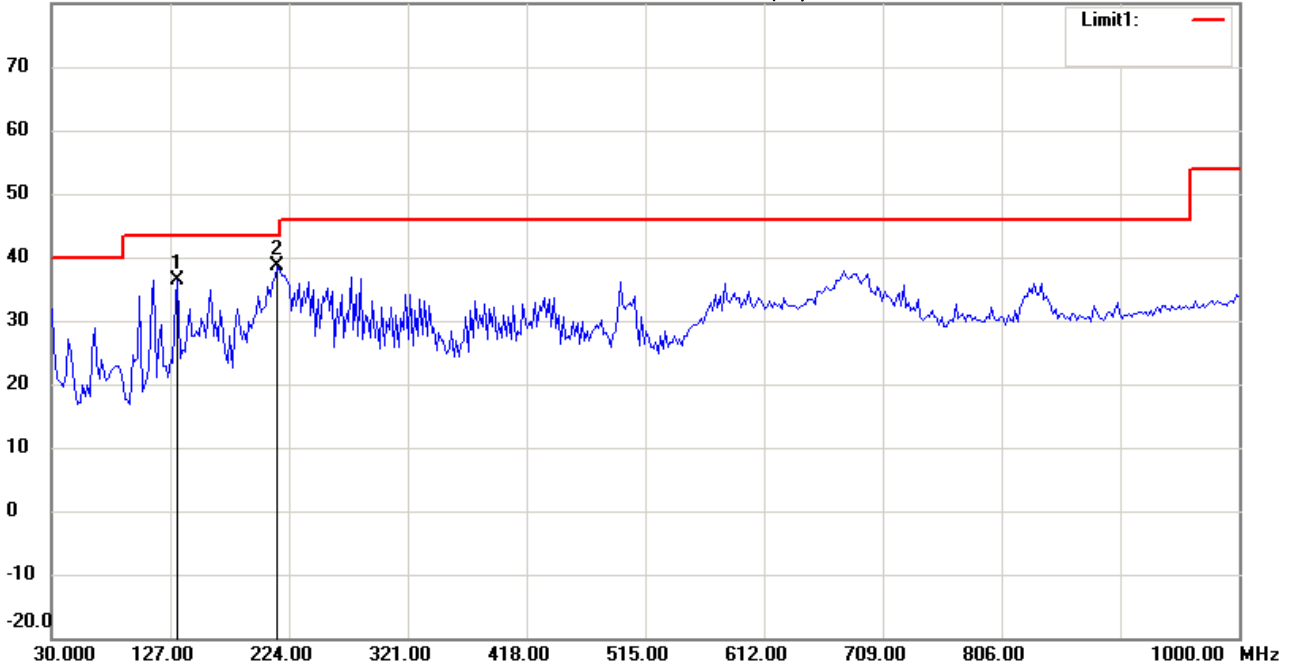
Date: 2016/9/2

Temperature: 24 °C

80.0 dBuV/m

Time: 下午 07:14:23

Humidity: 60 %



Site : Chamber

Condition : FCC_part 15 RE-Class C_30-1000MHz

Polarization: *Horizontal*

EUT : W6M21608-16182

Power : 4.2 Vd.c.

M/N:

Distance: 3m

Test Mode : TX 2402MHz

Note :

Mk.	Frequency (MHz)	Reading (dBuV)	Detector	Corr. factor (dB/m)	Result (dBuV/m)	Limit (dBuV/m)	Ant.Pos (cm)	Tab.Pos (deg.)	Margin (dB)	Comment
	133.0261	42.72	peak	-6.33	36.39	43.50	100	315	-7.11	
*	214.6692	48.48	peak	-9.73	38.75	43.50	100	250	-4.75	

*:Maximum data x:Over limit !:over margin



Radiated Emission Measurement

Operator: Roy

File :1

Data :#2

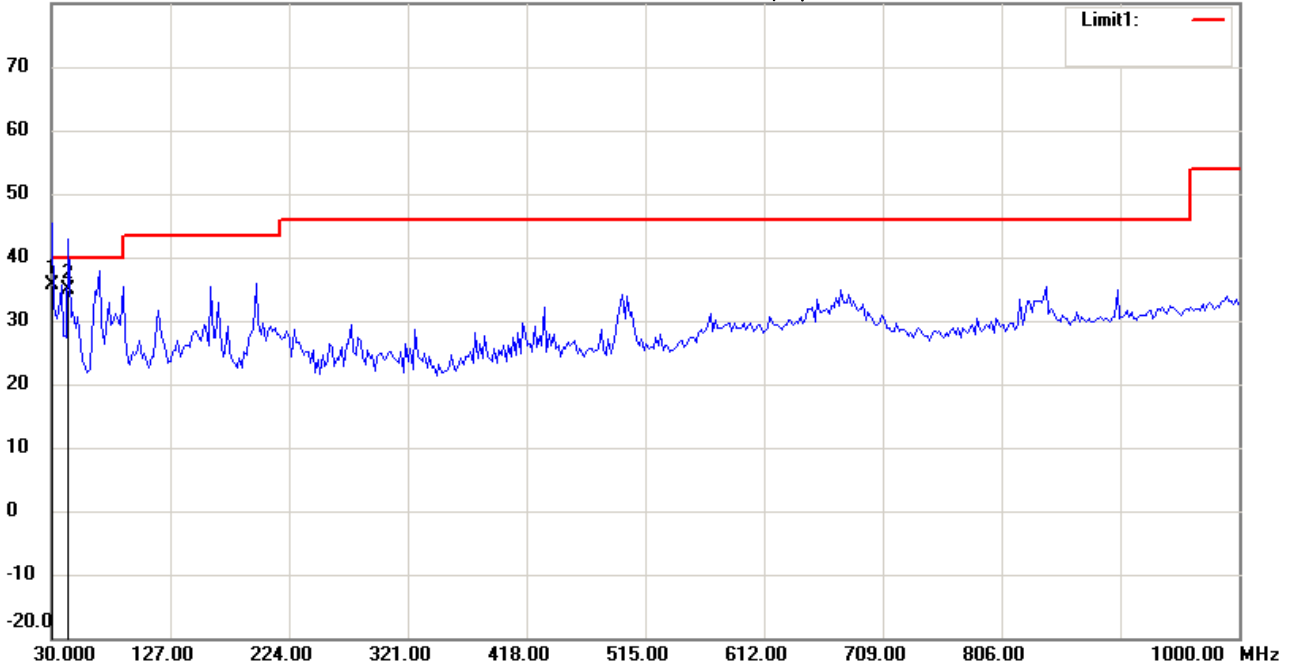
Date: 2016/9/2

Temperature:24 °C

80.0 dBuV/m

Time: 下午 07:15:08

Humidity:60 %



Site : Chamber

Condition : FCC_part 15 RE-Class C_30-1000MHz

EUT : W6M21608-16182

M/N:

Test Mode : TX 2402MHz

Note :

Polarization: *Vertical*

Power : 4.2 Vd.c.

Distance: 3m

Mk.	Frequency (MHz)	Reading (dBuV)	Detector	Corr. factor (dB/m)	Result (dBuV/m)	Limit (dBuV/m)	Ant.Pos (cm)	Tab.Pos (deg.)	Margin (dB)	Comment
*	30.0000	42.92	QP	-7.21	35.71	40.00	100	155	-4.29	
	43.6071	43.31	QP	-8.49	34.82	40.00	100	180	-5.18	



Radiated Emission Measurement

Operator: Roy

File :3

Data :#1

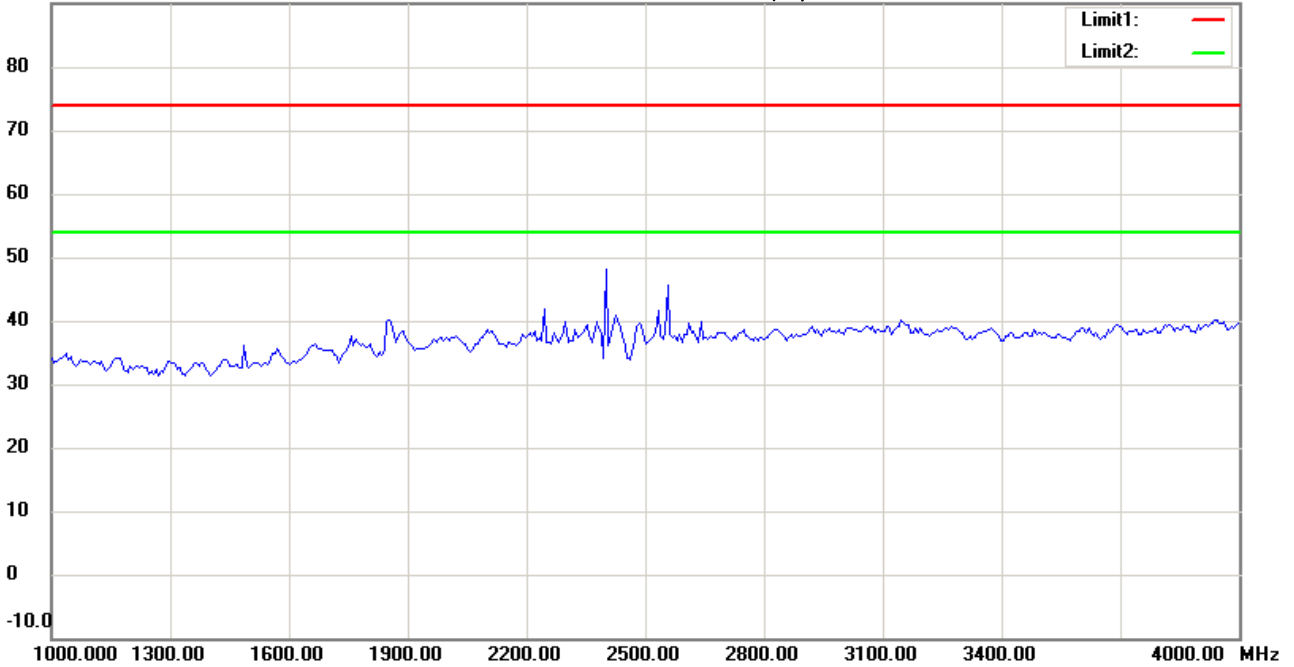
Date: 2016/9/2

Temperature:24 °C

90.0 dBuV/m

Time: 下午 08:26:38

Humidity:60 %



Site : Chamber

Condition : FCC_part 15 RE-Class C_Above 1GHz_PK

Polarization: *Horizontal*

EUT : W6M21608-16182

Power : 4.2 Vd.c.

M/N:

Distance: 3m

Test Mode : TX 2402MHz

Note :

Mk.	Frequency (MHz)	Reading (dBuV)	Detector	Corr. factor (dB/m)	Result (dBuV/m)	Limit (dBuV/m)	Ant.Pos (cm)	Tab.Pos (deg.)	Margin (dB)	Comment
-----	-----------------	----------------	----------	---------------------	-----------------	----------------	--------------	----------------	-------------	---------



Radiated Emission Measurement

Operator: Roy

File :3

Data :#6

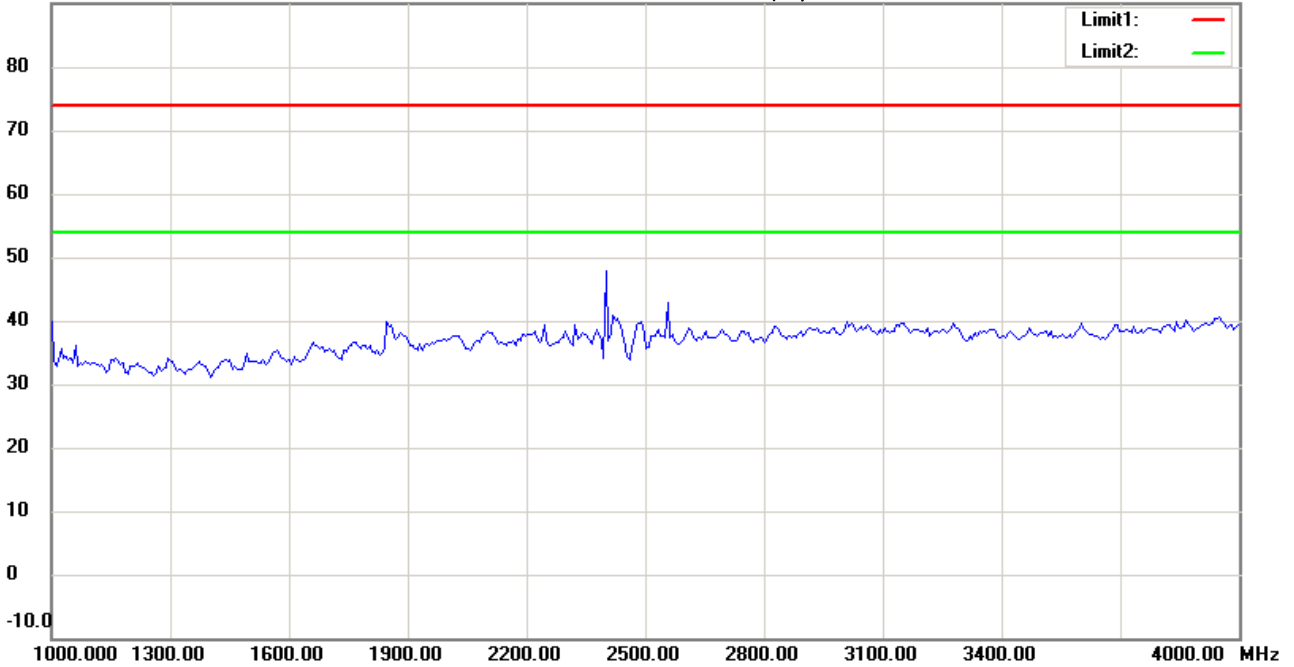
Date: 2016/9/2

Temperature:24 °C

90.0 dBuV/m

Time: 下午 08:29:23

Humidity:60 %



Site : Chamber

Condition : FCC_part 15 RE-Class C_Above 1GHz_PK

EUT : W6M21608-16182

M/N:

Test Mode : TX 2402MHz

Note :

Polarization: *Vertical*

Power : 4.2 Vd.c.

Distance: 3m

Mk.	Frequency (MHz)	Reading (dBuV)	Detector	Corr. factor (dB/m)	Result (dBuV/m)	Limit (dBuV/m)	Ant.Pos (cm)	Tab.Pos (deg.)	Margin (dB)	Comment
-----	-----------------	----------------	----------	---------------------	-----------------	----------------	--------------	----------------	-------------	---------



Radiated Emission Measurement

Operator: Roy

File :3

Data :#2

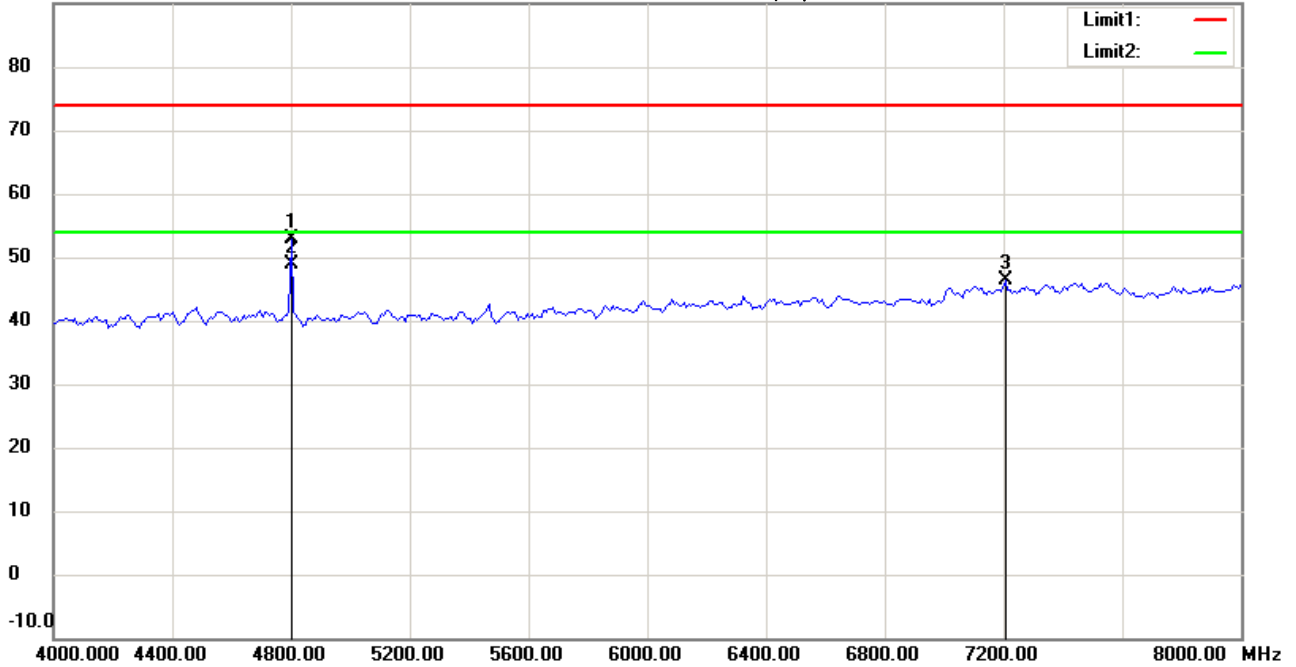
Date: 2016/9/2

Temperature:24 °C

90.0 dBuV/m

Time: 下午 08:27:23

Humidity:60 %



Site : Chamber

Condition : FCC_part 15 RE-Class C_Above 1GHz_PK

Polarization: *Horizontal*

EUT : W6M21608-16182

Power : 4.2 Vd.c.

M/N:

Distance: 3m

Test Mode : TX 2402MHz

Note :

Mk.	Frequency (MHz)	Reading (dBuV)	Detector	Corr. factor (dB/m)	Result (dBuV/m)	Limit (dBuV/m)	Ant.Pos (cm)	Tab.Pos (deg.)	Margin (dB)	Comment
	4801.603	53.39	peak	-0.60	52.79	74.00	100	240	-21.21	
*	4801.603	49.57	AVG	-0.60	48.97	54.00	100	240	-5.03	
	7206.000	42.11	peak	4.26	46.37	74.00	100	35	-27.63	



Radiated Emission Measurement

Operator: Roy

File :3

Data :#7

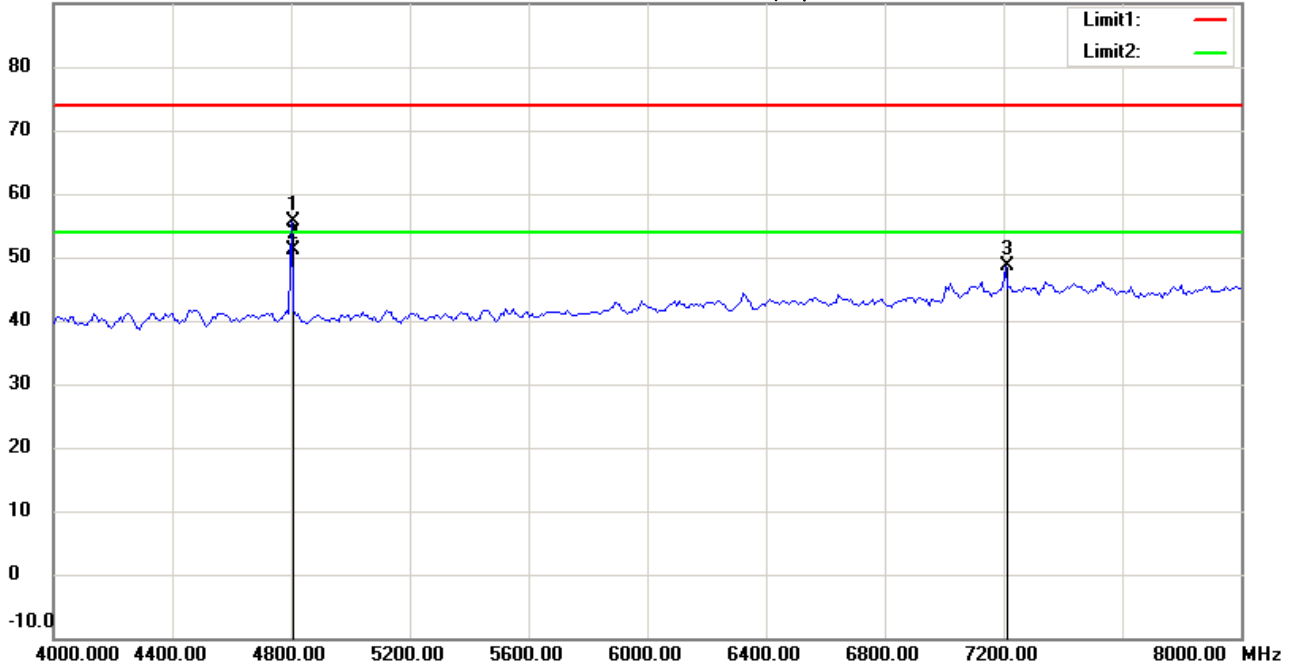
Date: 2016/9/2

Temperature:24 °C

90.0 dBuV/m

Time: 下午 08:30:09

Humidity:60 %



Site : Chamber

Condition : FCC_part 15 RE-Class C_Above 1GHz_PK

Polarization: *Vertical*

EUT : W6M21608-16182

Power : 4.2 Vd.c.

M/N:

Distance: 3m

Test Mode : TX 2402MHz

Note :

Mk.	Frequency (MHz)	Reading (dBuV)	Detector	Corr. factor (dB/m)	Result (dBuV/m)	Limit (dBuV/m)	Ant.Pos (cm)	Tab.Pos (deg.)	Margin (dB)	Comment
	4804.046	56.22	peak	-0.59	55.63	74.00	100	80	-18.37	
*	4804.046	51.76	AVG	-0.59	51.17	54.00	100	80	-2.83	
	7206.413	44.43	peak	4.26	48.69	74.00	100	325	-25.31	



Radiated Emission Measurement

Operator: Roy

File :3

Data :#3

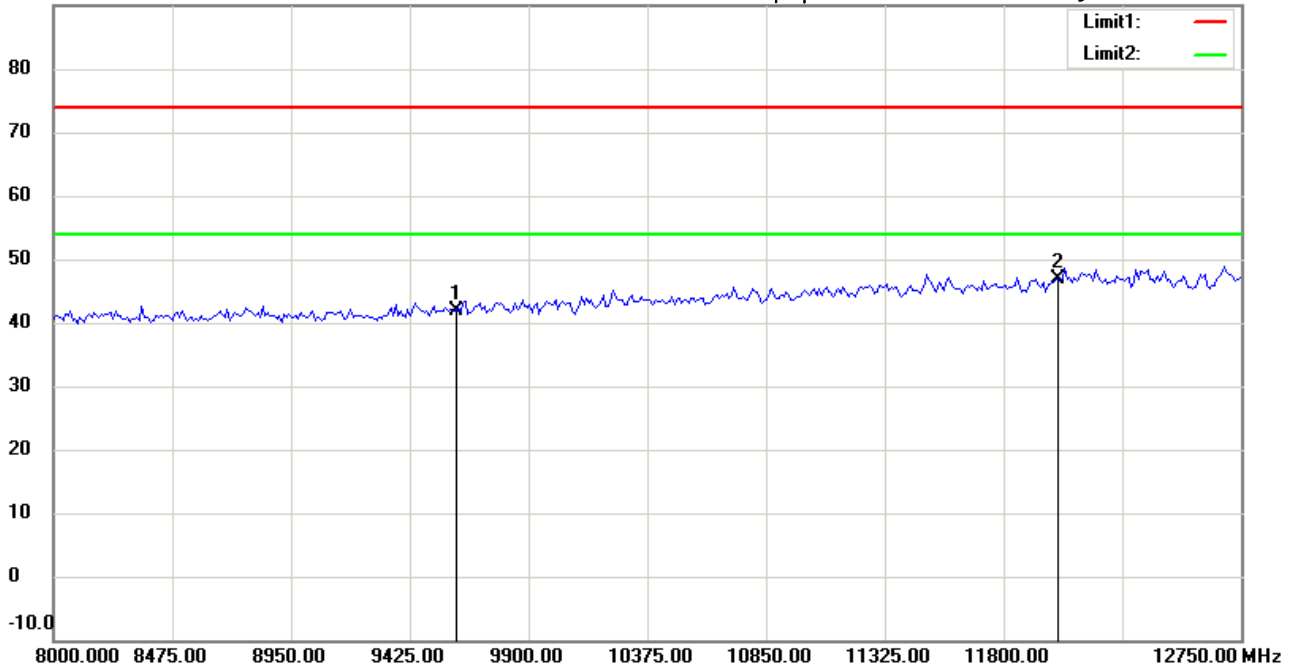
Date: 2016/9/2

Temperature:24 °C

90.0 dBuV/m

Time: 下午 08:28:15

Humidity:60 %



Site : Chamber

Condition : FCC_part 15 RE-Class C_Above 1GHz_PK

Polarization: *Horizontal*

EUT : W6M21608-16182

Power : 4.2 Vd.c.

M/N:

Distance: 3m

Test Mode : TX 2402MHz

Note :

Mk.	Frequency (MHz)	Reading (dBuV)	Detector	Corr. factor (dB/m)	Result (dBuV/m)	Limit (dBuV/m)	Ant.Pos (cm)	Tab.Pos (deg.)	Margin (dB)	Comment
	9608.000	34.32	peak	7.59	41.91	74.00	100	90	-32.09	
*	12010.000	34.33	peak	12.47	46.80	74.00	100	315	-27.20	



Radiated Emission Measurement

Operator: Roy

File :3

Data :#8

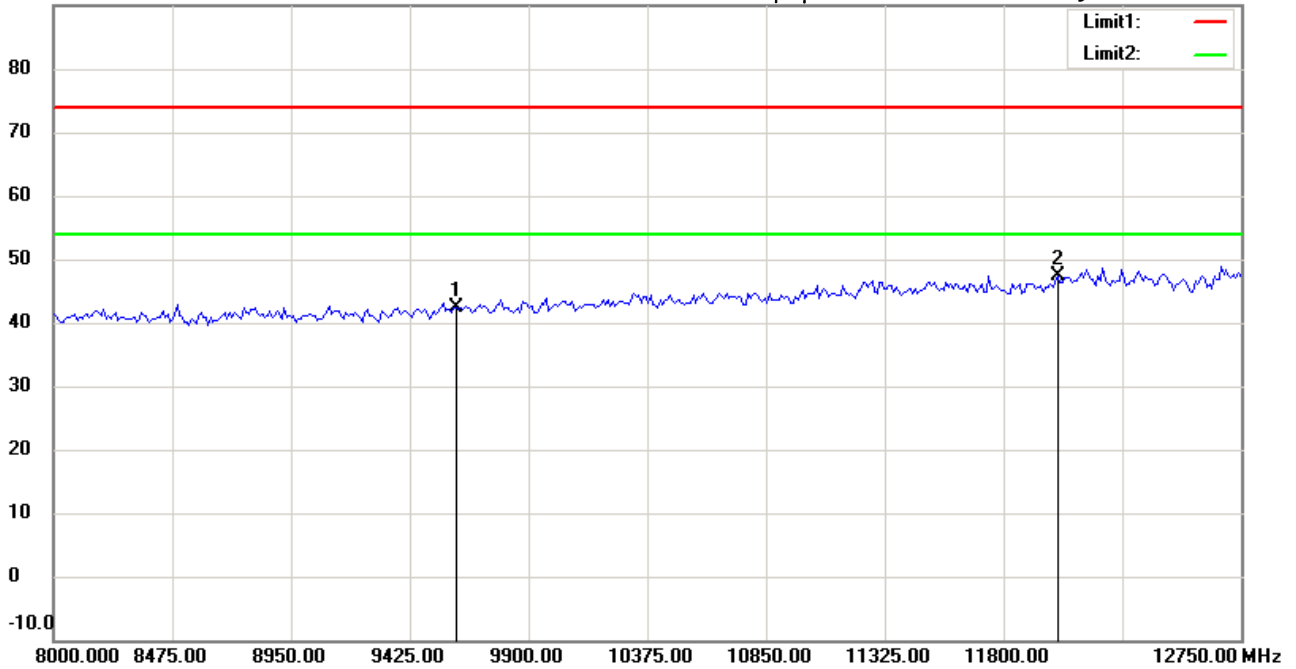
Date: 2016/9/2

Temperature:24 °C

90.0 dBuV/m

Time: 下午 08:30:53

Humidity:60 %



Site : Chamber

Condition : FCC_part 15 RE-Class C_Above 1GHz_PK

Polarization: *Vertical*

EUT : W6M21608-16182

Power : 4.2 Vd.c.

M/N:

Distance: 3m

Test Mode : TX 2402MHz

Note :

Mk.	Frequency (MHz)	Reading (dBuV)	Detector	Corr. factor (dB/m)	Result (dBuV/m)	Limit (dBuV/m)	Ant.Pos (cm)	Tab.Pos (deg.)	Margin (dB)	Comment
	9608.000	34.78	peak	7.59	42.37	74.00	100	240	-31.63	
*	12010.000	34.98	peak	12.47	47.45	74.00	100	155	-26.55	



Radiated Emission Measurement

Operator: Roy

File :3

Data :#4

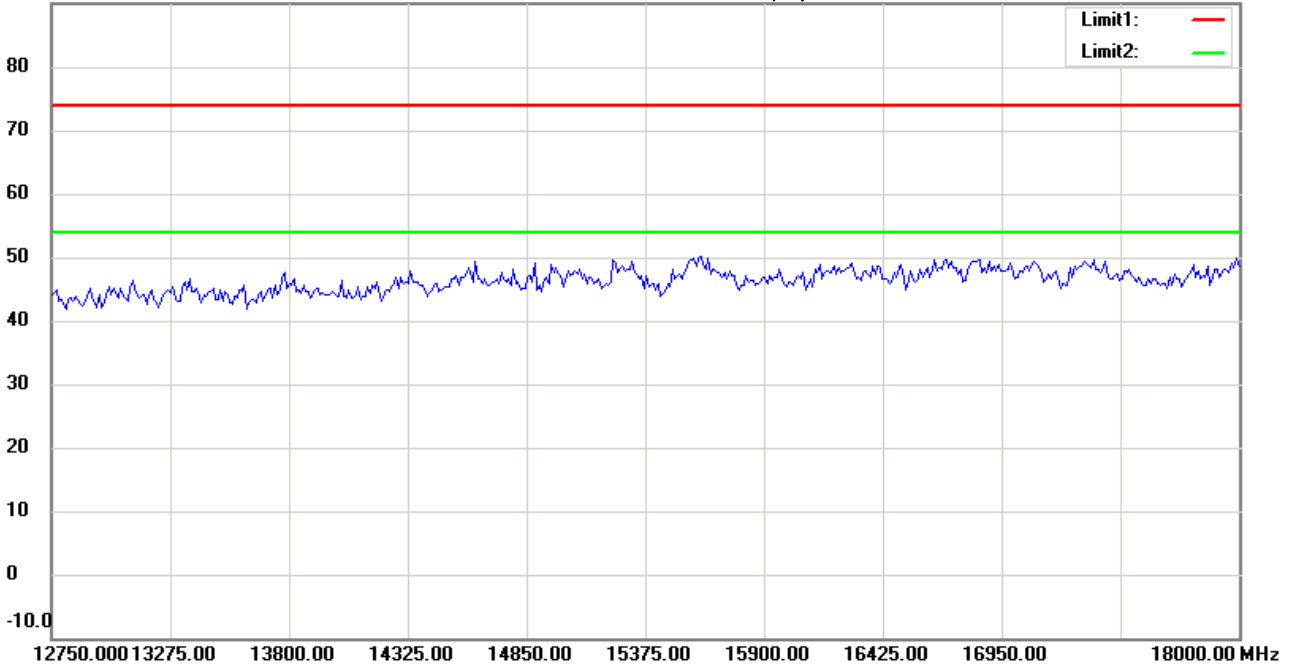
Date: 2016/9/2

Temperature:24 °C

90.0 dBuV/m

Time: 下午 08:28:28

Humidity:60 %



Site : Chamber

Condition : FCC_part 15 RE-Class C_Above 1GHz_PK

Polarization: *Horizontal*

EUT : W6M21608-16182

Power : 4.2 Vd.c.

M/N:

Distance: 3m

Test Mode : TX 2402MHz

Note :

Mk.	Frequency (MHz)	Reading (dBuV)	Detector	Corr. factor (dB/m)	Result (dBuV/m)	Limit (dBuV/m)	Ant.Pos (cm)	Tab.Pos (deg.)	Margin (dB)	Comment
-----	-----------------	----------------	----------	---------------------	-----------------	----------------	--------------	----------------	-------------	---------



Radiated Emission Measurement

Operator: Roy

File :3

Data :#9

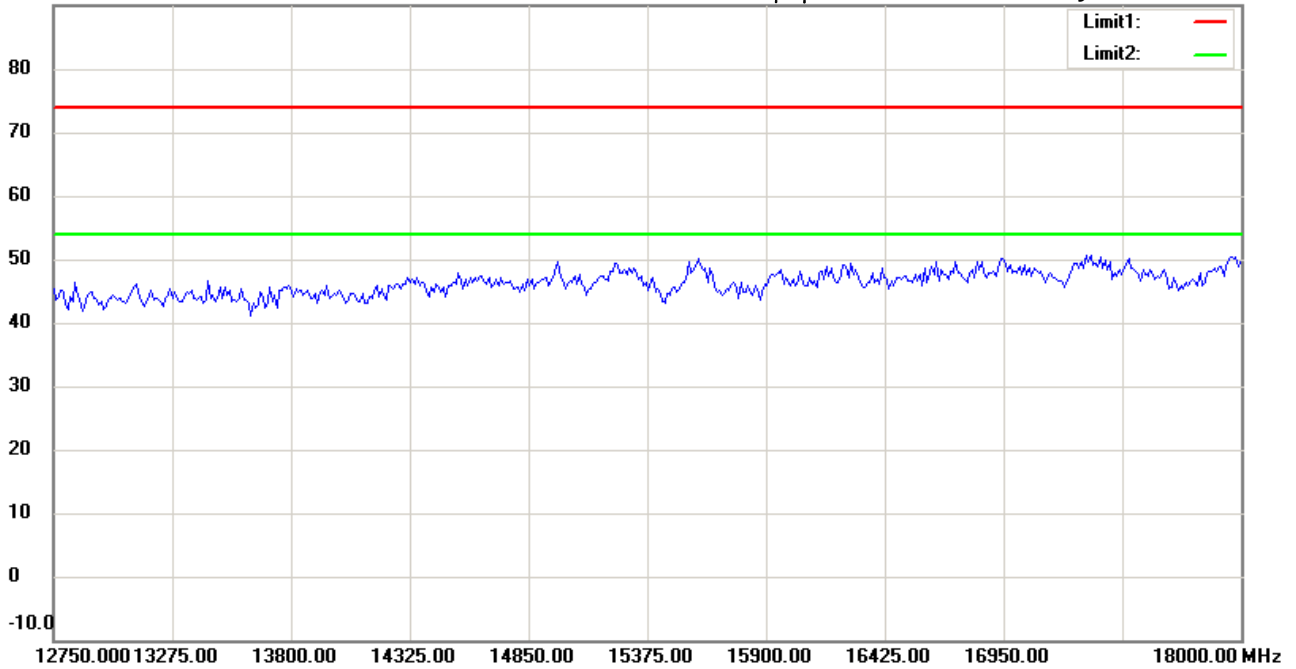
Date: 2016/9/2

Temperature:24 °C

90.0 dBuV/m

Time: 下午 08:31:07

Humidity:60 %



Site : Chamber

Condition : FCC_part 15 RE-Class C_Above 1GHz_PK

Polarization: *Vertical*

EUT : W6M21608-16182

Power : 4.2 Vd.c.

M/N:

Distance: 3m

Test Mode : TX 2402MHz

Note :

Mk.	Frequency (MHz)	Reading (dBuV)	Detector	Corr. factor (dB/m)	Result (dBuV/m)	Limit (dBuV/m)	Ant.Pos (cm)	Tab.Pos (deg.)	Margin (dB)	Comment
-----	-----------------	----------------	----------	---------------------	-----------------	----------------	--------------	----------------	-------------	---------



Radiated Emission Measurement

Operator: Roy

File :3

Data :#5

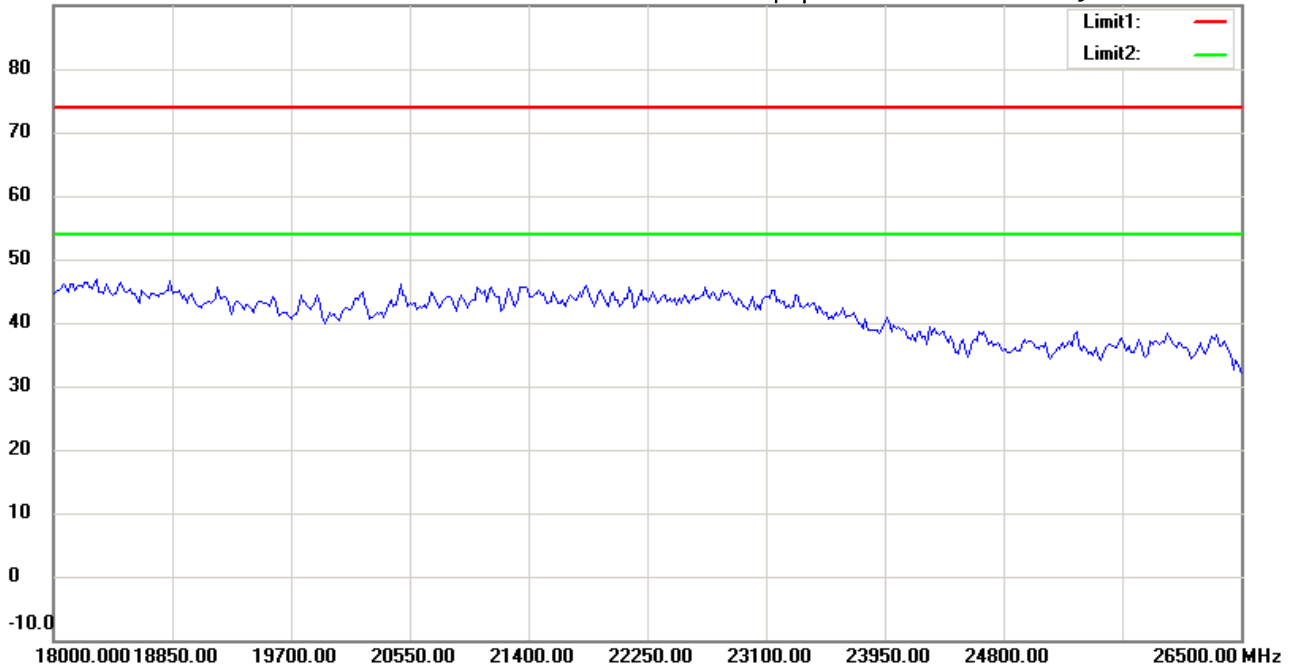
Date: 2016/9/2

Temperature:24 °C

90.0 dBuV/m

Time: 下午 08:28:38

Humidity:60 %



Site : Chamber

Condition : FCC_part 15 RE-Class C_Above 1GHz_PK

EUT : W6M21608-16182

M/N:

Test Mode : TX 2402MHz

Note :

Polarization: *Horizontal*

Power : 4.2 Vd.c.

Distance: 3m

Mk.	Frequency (MHz)	Reading (dBuV)	Detector	Corr. factor (dB/m)	Result (dBuV/m)	Limit (dBuV/m)	Ant.Pos (cm)	Tab.Pos (deg.)	Margin (dB)	Comment
-----	-----------------	----------------	----------	---------------------	-----------------	----------------	--------------	----------------	-------------	---------



Radiated Emission Measurement

Operator: Roy

File :3

Data :#10

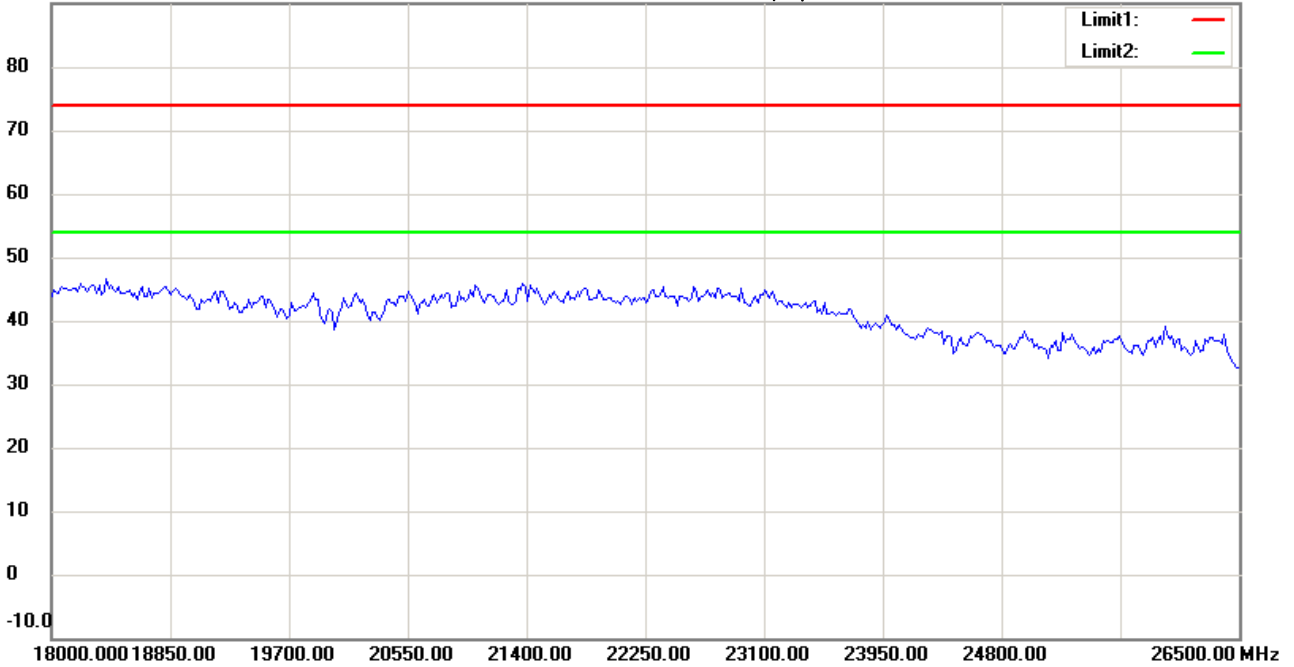
Date: 2016/9/2

Temperature:24 °C

90.0 dBuV/m

Time: 下午 08:31:17

Humidity:60 %



Site : Chamber

Condition : FCC_part 15 RE-Class C_Above 1GHz_PK

EUT : W6M21608-16182

M/N:

Test Mode : TX 2402MHz

Note :

Polarization: *Vertical*

Power : 4.2 Vd.c.

Distance: 3m

Mk.	Frequency (MHz)	Reading (dBuV)	Detector	Corr. factor (dB/m)	Result (dBuV/m)	Limit (dBuV/m)	Ant.Pos (cm)	Tab.Pos (deg.)	Margin (dB)	Comment
-----	-----------------	----------------	----------	---------------------	-----------------	----------------	--------------	----------------	-------------	---------



Radiated Emission Measurement

Operator: Roy

File :1

Data :#1

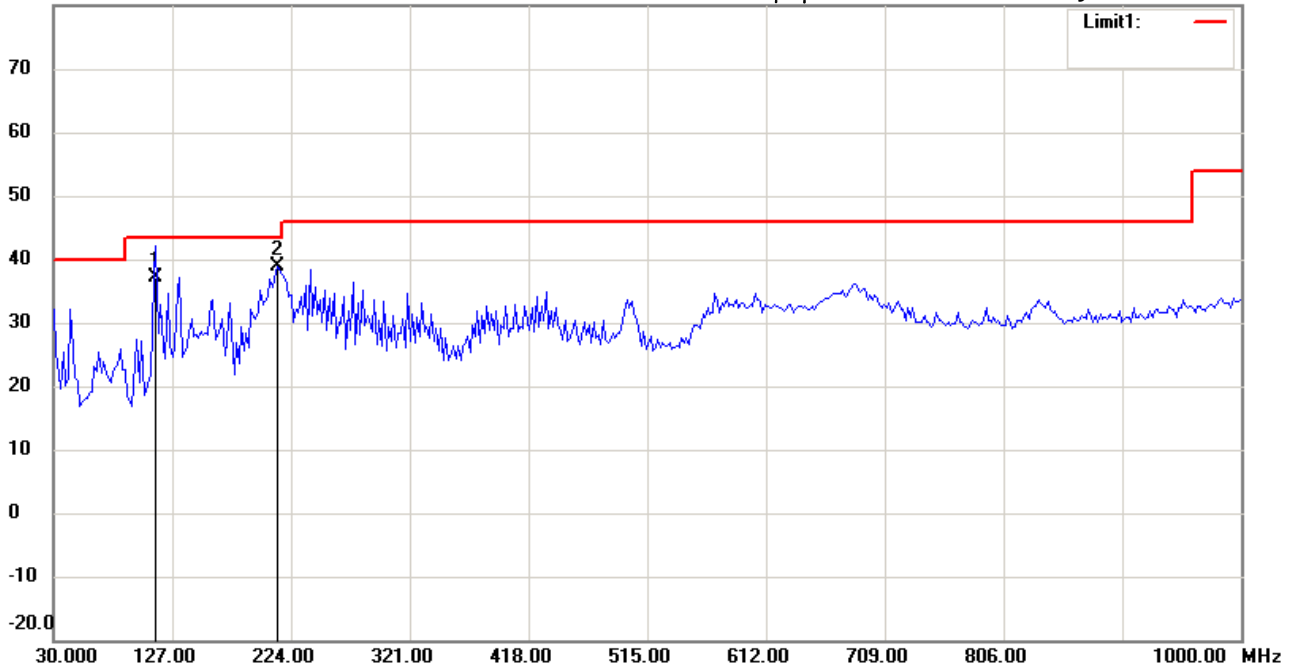
Date: 2016/9/2

Temperature:24 °C

80.0 dBuV/m

Time: 下午 07:51:26

Humidity:60 %



Site : Chamber

Condition : FCC_part 15 RE-Class C_30-1000MHz

EUT : W6M21608-16182

M/N:

Test Mode : TX 2440MHz

Note :

Polarization: *Horizontal*

Power : 4.2 Vd.c.

Distance: 3m

Mk.	Frequency (MHz)	Reading (dBuV)	Detector	Corr. factor (dB/m)	Result (dBuV/m)	Limit (dBuV/m)	Ant.Pos (cm)	Tab.Pos (deg.)	Margin (dB)	Comment
	113.5871	43.74	QP	-6.72	37.02	43.50	100	150	-6.48	
*	212.7255	48.58	peak	-9.79	38.79	43.50	100	205	-4.71	



Radiated Emission Measurement

Operator: Roy

File :1

Data :#2

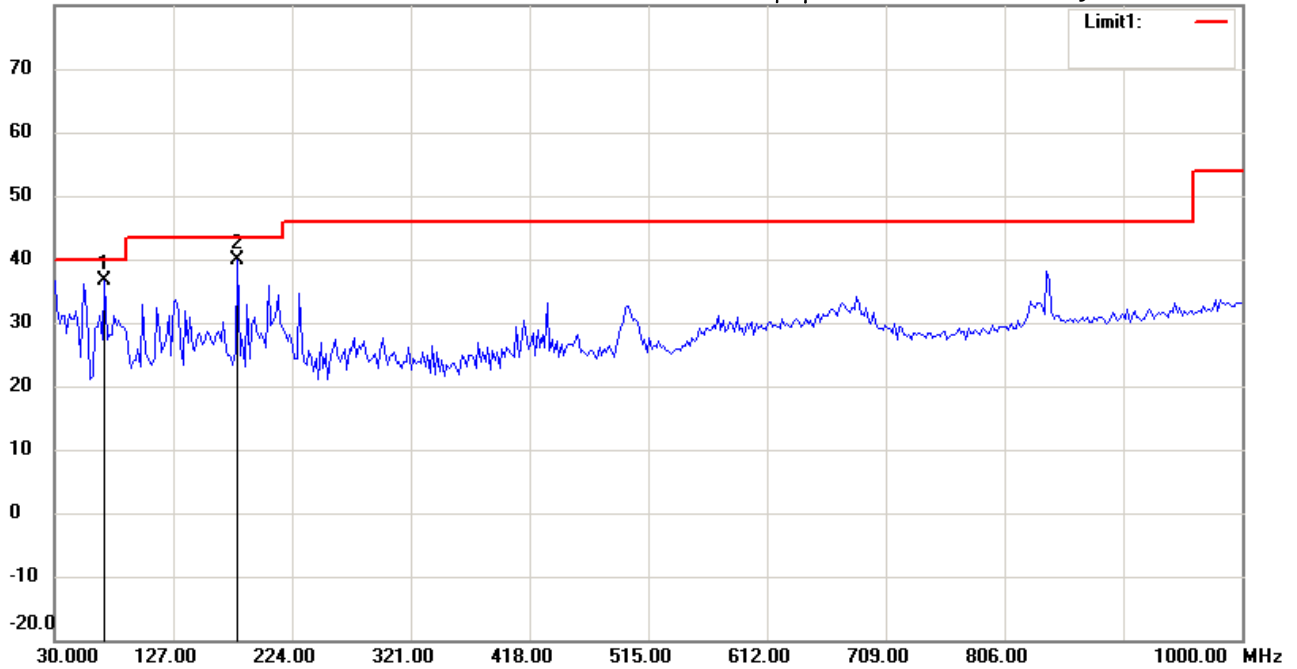
Date: 2016/9/2

Temperature:24 °C

80.0 dBuV/m

Time: 下午 07:52:11

Humidity:60 %



Site : Chamber

Condition : FCC_part 15 RE-Class C_30-1000MHz

EUT : W6M21608-16182

M/N:

Test Mode : TX 2440MHz

Note :

Polarization: *Vertical*

Power : 4.2 Vd.c.

Distance: 3m

Mk.	Frequency (MHz)	Reading (dBuV)	Detector	Corr. factor (dB/m)	Result (dBuV/m)	Limit (dBuV/m)	Ant.Pos (cm)	Tab.Pos (deg.)	Margin (dB)	Comment
*	70.8215	49.45	peak	-12.79	36.66	40.00	100	195	-3.34	
	179.6794	50.73	peak	-10.91	39.82	43.50	100	240	-3.68	



Radiated Emission Measurement

Operator: Roy

File :3

Data :#1

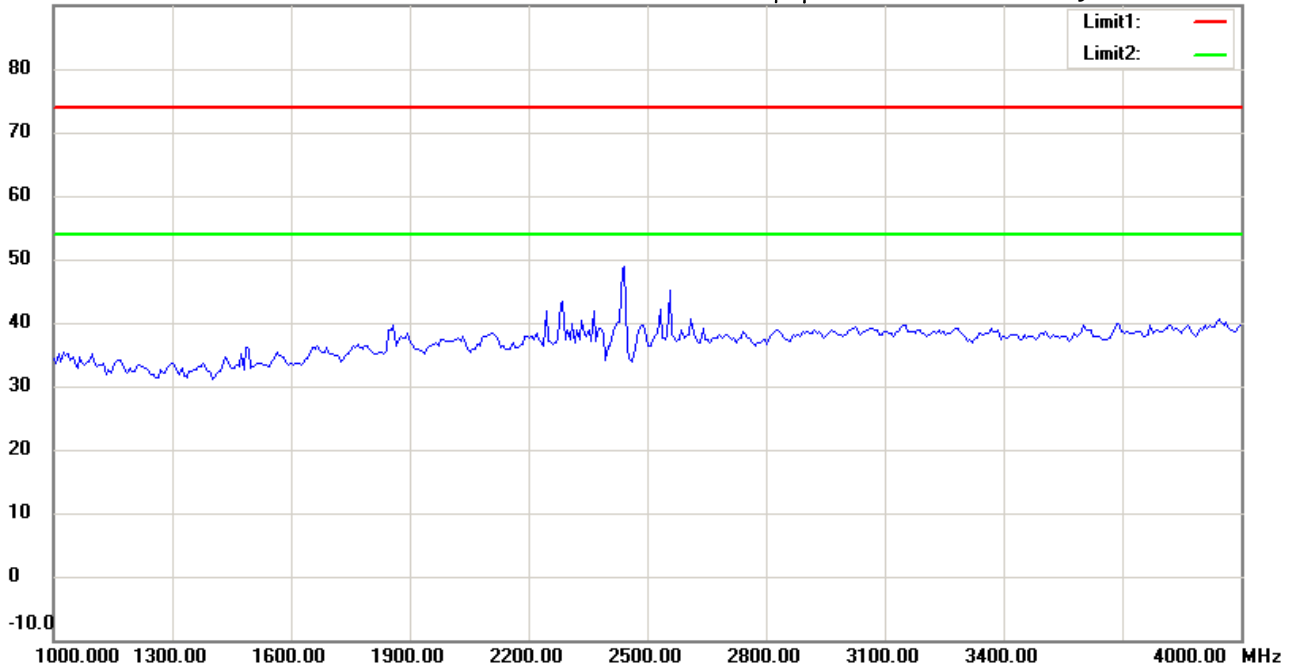
Date: 2016/9/2

Temperature:24 °C

90.0 dBuV/m

Time: 下午 08:38:00

Humidity:60 %



Site : Chamber

Condition : FCC_part 15 RE-Class C_Above 1GHz_PK

EUT : W6M21608-16182

M/N:

Test Mode : TX 2440MHz

Note :

Polarization: *Horizontal*

Power : 4.2 Vd.c.

Distance: 3m

Mk.	Frequency (MHz)	Reading (dBuV)	Detector	Corr. factor (dB/m)	Result (dBuV/m)	Limit (dBuV/m)	Ant.Pos (cm)	Tab.Pos (deg.)	Margin (dB)	Comment
-----	-----------------	----------------	----------	---------------------	-----------------	----------------	--------------	----------------	-------------	---------



Radiated Emission Measurement

Operator: Roy

File :3

Data :#6

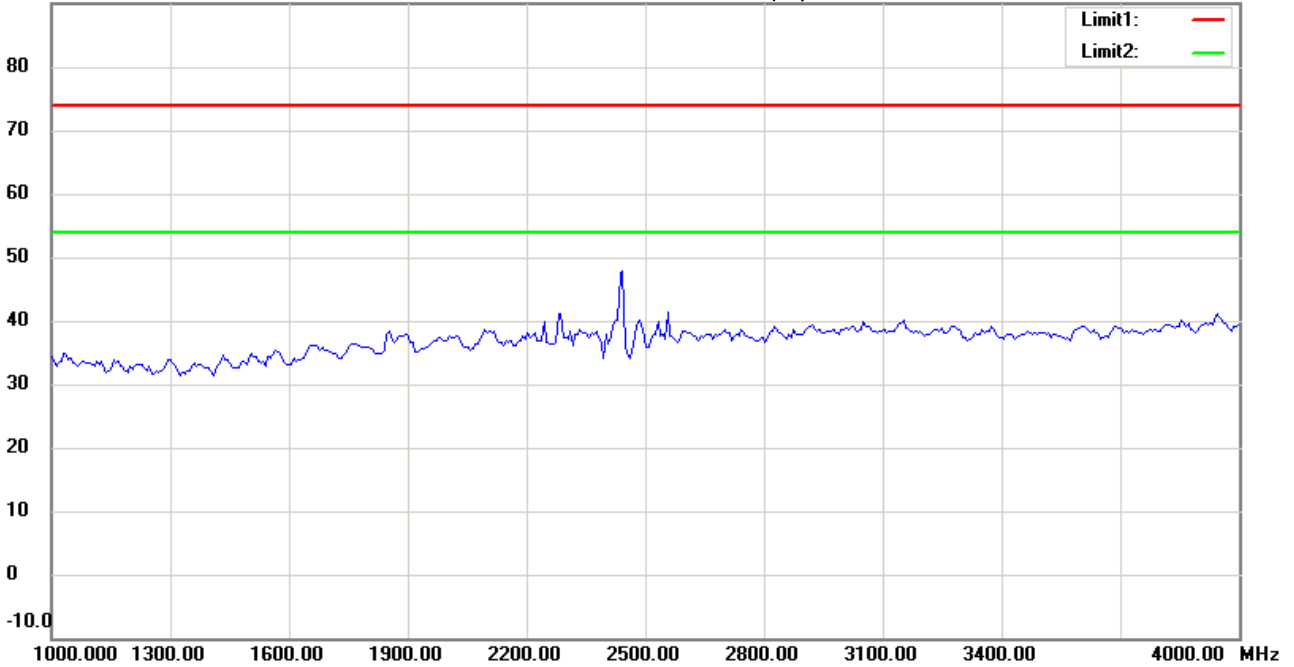
Date: 2016/9/2

Temperature:24 °C

90.0 dBuV/m

Time: 下午 08:40:45

Humidity:60 %



Site : Chamber

Condition : FCC_part 15 RE-Class C_Above 1GHz_PK

EUT : W6M21608-16182

M/N:

Test Mode : TX 2440MHz

Note :

Polarization: *Vertical*

Power : 4.2 Vd.c.

Distance: 3m

Mk.	Frequency (MHz)	Reading (dBuV)	Detector	Corr. factor (dB/m)	Result (dBuV/m)	Limit (dBuV/m)	Ant.Pos (cm)	Tab.Pos (deg.)	Margin (dB)	Comment
-----	-----------------	----------------	----------	---------------------	-----------------	----------------	--------------	----------------	-------------	---------



Radiated Emission Measurement

Operator: Roy

File :3

Data :#2

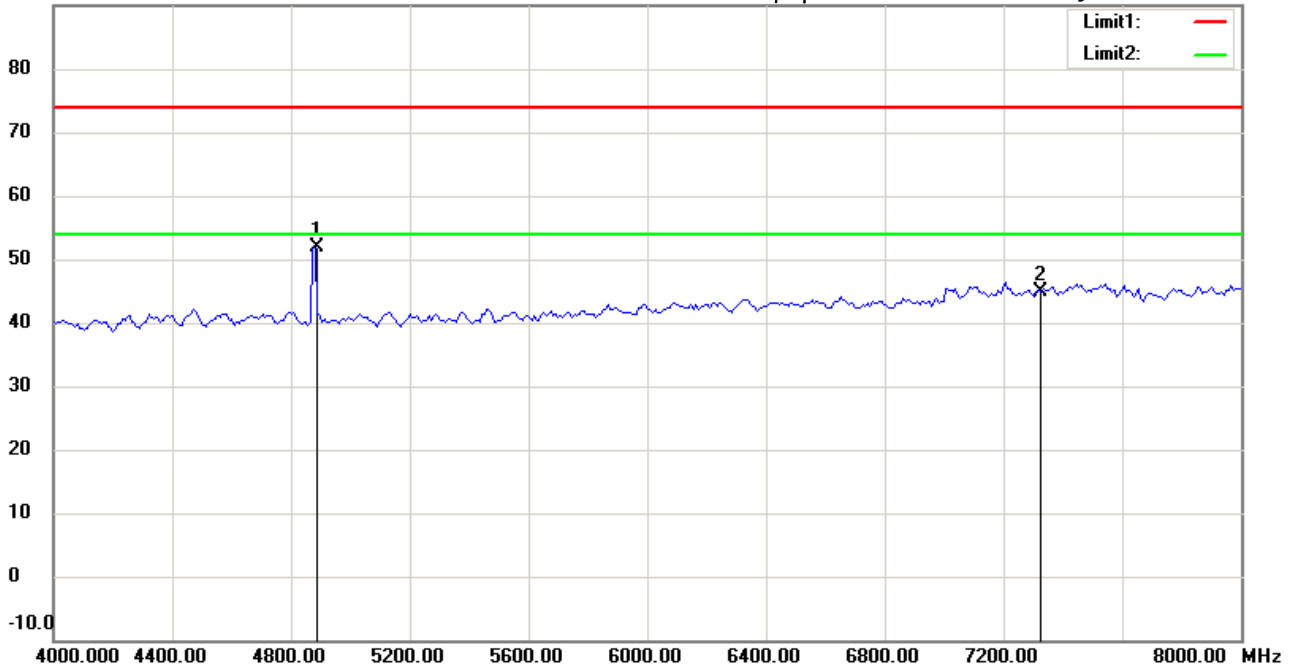
Date: 2016/9/2

Temperature:24 °C

90.0 dBuV/m

Time: 下午 08:38:45

Humidity:60 %



Site : Chamber

Condition : FCC_part 15 RE-Class C_Above 1GHz_PK

Polarization: *Horizontal*

EUT : W6M21608-16182

Power : 4.2 Vd.c.

M/N:

Distance: 3m

Test Mode : TX 2440MHz

Note :

Mk.	Frequency (MHz)	Reading (dBuV)	Detector	Corr. factor (dB/m)	Result (dBuV/m)	Limit (dBuV/m)	Ant.Pos (cm)	Tab.Pos (deg.)	Margin (dB)	Comment
*	4881.764	52.40	peak	-0.49	51.91	74.00	100	190	-22.09	
	7320.000	40.31	peak	4.49	44.80	74.00	100	225	-29.20	



Radiated Emission Measurement

Operator: Roy

File :3

Data :#7

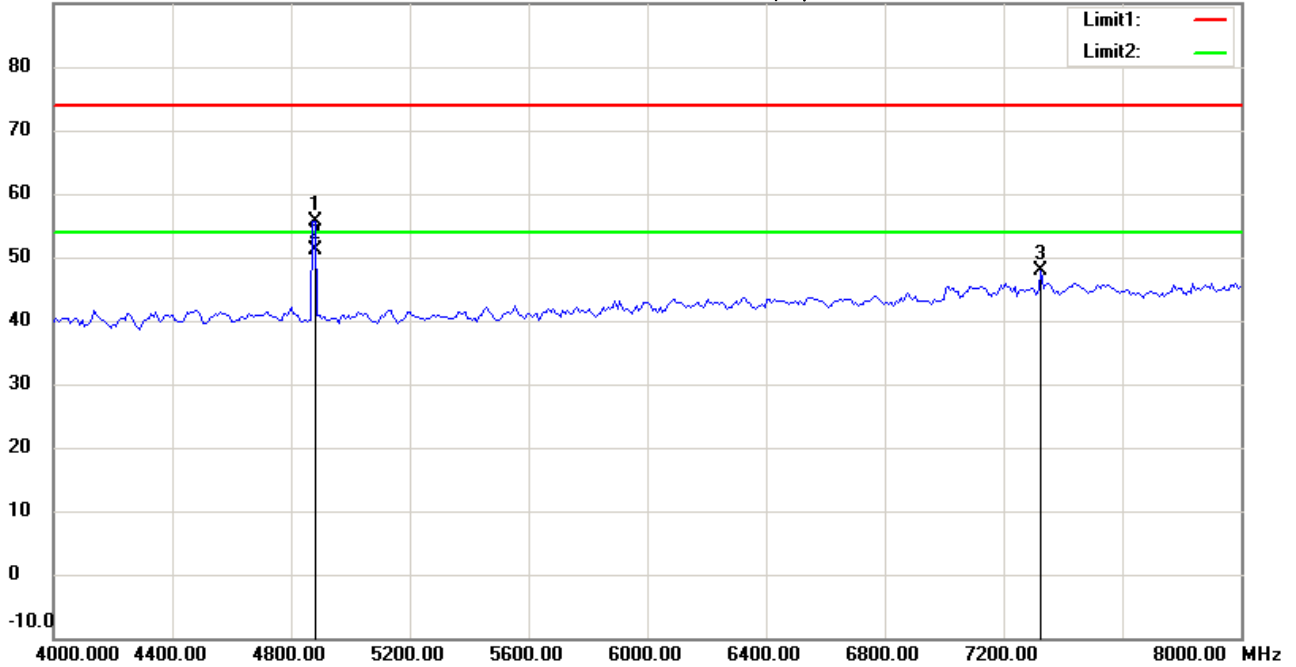
Date: 2016/9/2

Temperature:24 °C

90.0 dBuV/m

Time: 下午 08:41:31

Humidity:60 %



Site : Chamber

Condition : FCC_part 15 RE-Class C_Above 1GHz_PK

Polarization: *Vertical*

EUT : W6M21608-16182

Power : 4.2 Vd.c.

M/N:

Distance: 3m

Test Mode : TX 2440MHz

Note :

Mk.	Frequency (MHz)	Reading (dBuV)	Detector	Corr. factor (dB/m)	Result (dBuV/m)	Limit (dBuV/m)	Ant.Pos (cm)	Tab.Pos (deg.)	Margin (dB)	Comment
	4880.083	56.18	peak	-0.49	55.69	74.00	100	240	-18.31	
*	4880.083	51.54	AVG	-0.49	51.05	54.00	100	240	-2.95	
	7326.653	43.43	peak	4.54	47.97	74.00	100	65	-26.03	



Radiated Emission Measurement

Operator: Roy

File :3

Data :#3

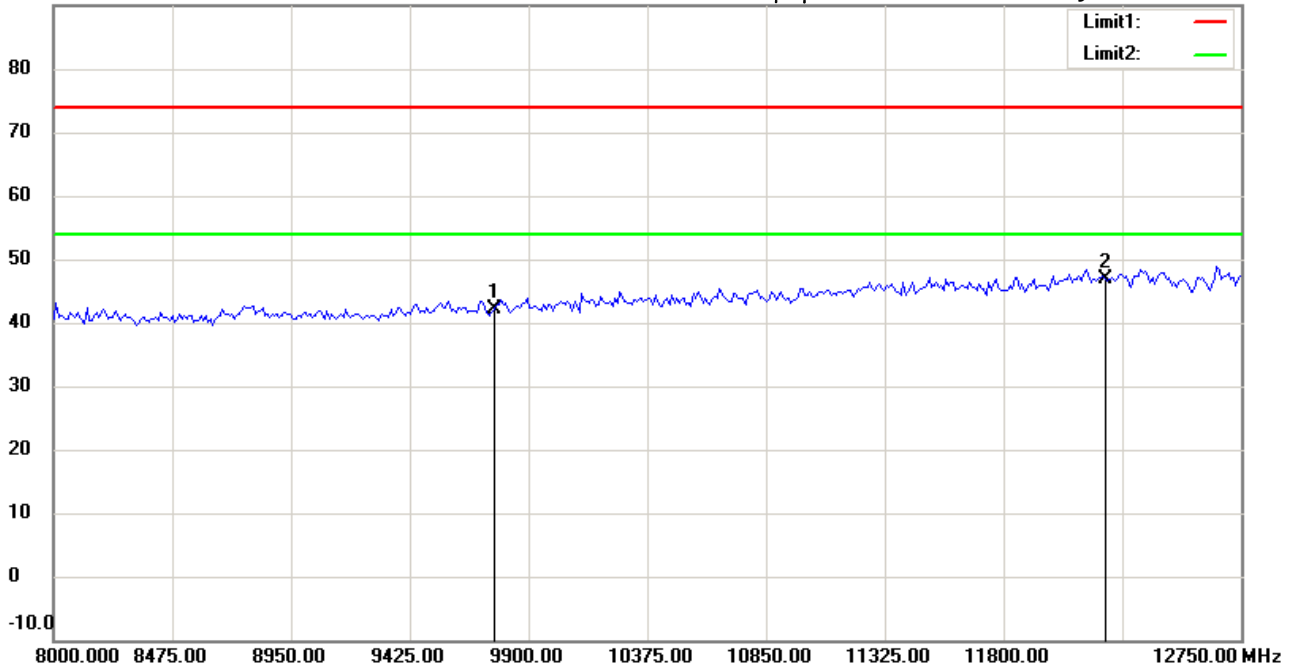
Date: 2016/9/2

Temperature:24 °C

90.0 dBuV/m

Time: 下午 08:39:37

Humidity:60 %



Site : Chamber

Condition : FCC_part 15 RE-Class C_Above 1GHz_PK

Polarization: *Horizontal*

EUT : W6M21608-16182

Power : 4.2 Vd.c.

M/N:

Distance: 3m

Test Mode : TX 2440MHz

Note :

Mk.	Frequency (MHz)	Reading (dBuV)	Detector	Corr. factor (dB/m)	Result (dBuV/m)	Limit (dBuV/m)	Ant.Pos (cm)	Tab.Pos (deg.)	Margin (dB)	Comment
	9760.000	34.55	peak	7.50	42.05	74.00	100	145	-31.95	
*	12200.000	32.94	peak	13.83	46.77	74.00	100	25	-27.23	



Radiated Emission Measurement

Operator: Roy

File :3

Data :#8

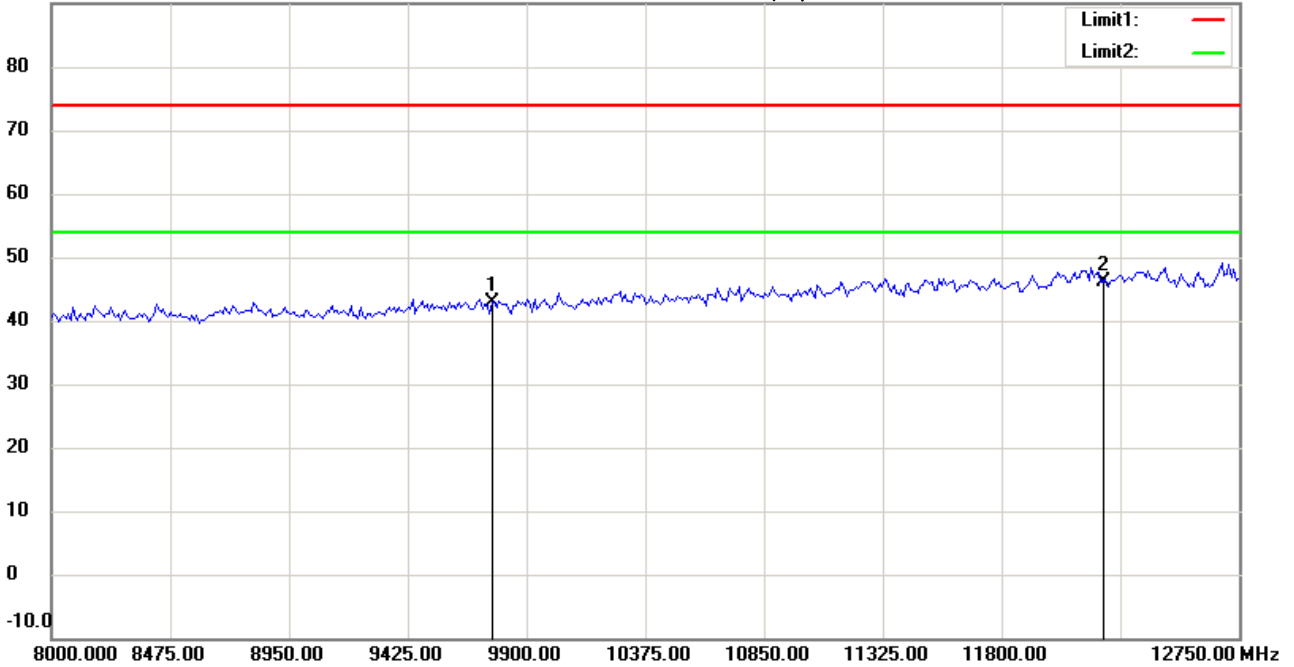
Date: 2016/9/2

Temperature:24 °C

90.0 dBuV/m

Time: 下午 08:42:15

Humidity:60 %



Site : Chamber

Condition : FCC_part 15 RE-Class C_Above 1GHz_PK

Polarization: *Vertical*

EUT : W6M21608-16182

Power : 4.2 Vd.c.

M/N:

Distance: 3m

Test Mode : TX 2440MHz

Note :

Mk.	Frequency (MHz)	Reading (dBuV)	Detector	Corr. factor (dB/m)	Result (dBuV/m)	Limit (dBuV/m)	Ant.Pos (cm)	Tab.Pos (deg.)	Margin (dB)	Comment
	9760.000	35.26	peak	7.50	42.76	74.00	100	235	-31.24	
*	12200.000	32.40	peak	13.83	46.23	74.00	100	170	-27.77	



Radiated Emission Measurement

Operator: Roy

File :3

Data :#4

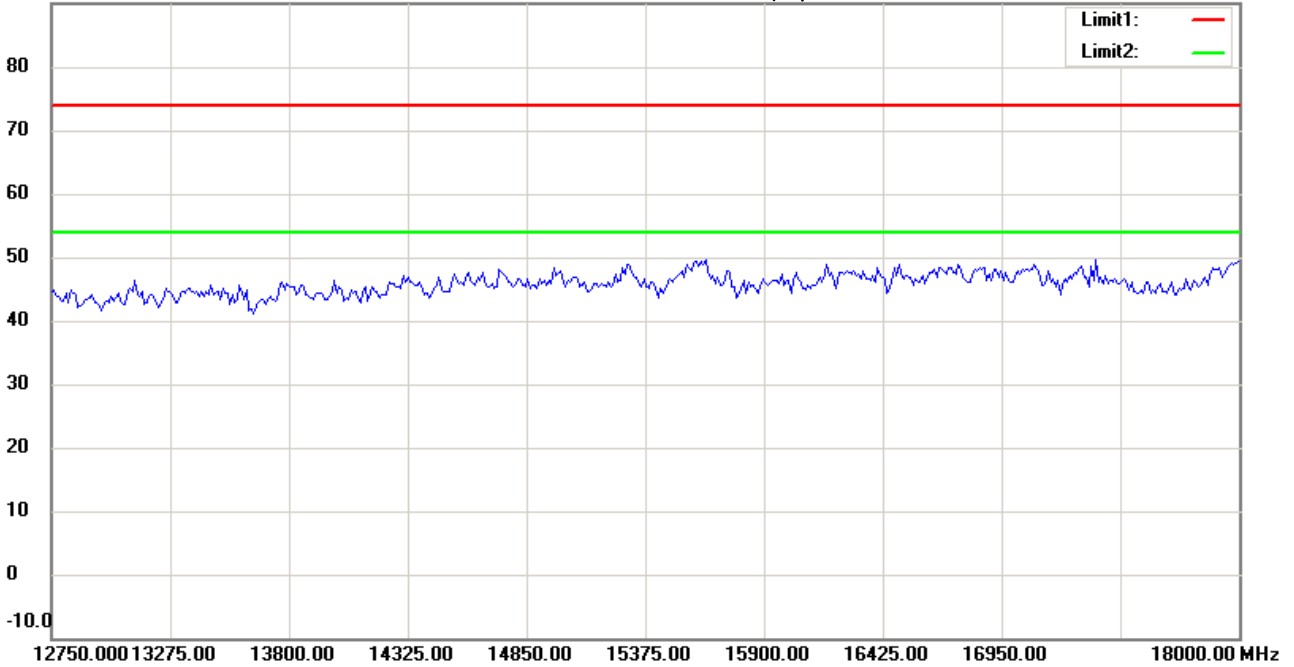
Date: 2016/9/2

Temperature:24 °C

90.0 dBuV/m

Time: 下午 08:39:50

Humidity:60 %



Site : Chamber

Condition : FCC_part 15 RE-Class C_Above 1GHz_PK

Polarization: *Horizontal*

EUT : W6M21608-16182

Power : 4.2 Vd.c.

M/N:

Distance: 3m

Test Mode : TX 2440MHz

Note :

Mk.	Frequency (MHz)	Reading (dBuV)	Detector	Corr. factor (dB/m)	Result (dBuV/m)	Limit (dBuV/m)	Ant.Pos (cm)	Tab.Pos (deg.)	Margin (dB)	Comment
-----	-----------------	----------------	----------	---------------------	-----------------	----------------	--------------	----------------	-------------	---------



Radiated Emission Measurement

Operator: Roy

File :3

Data :#9

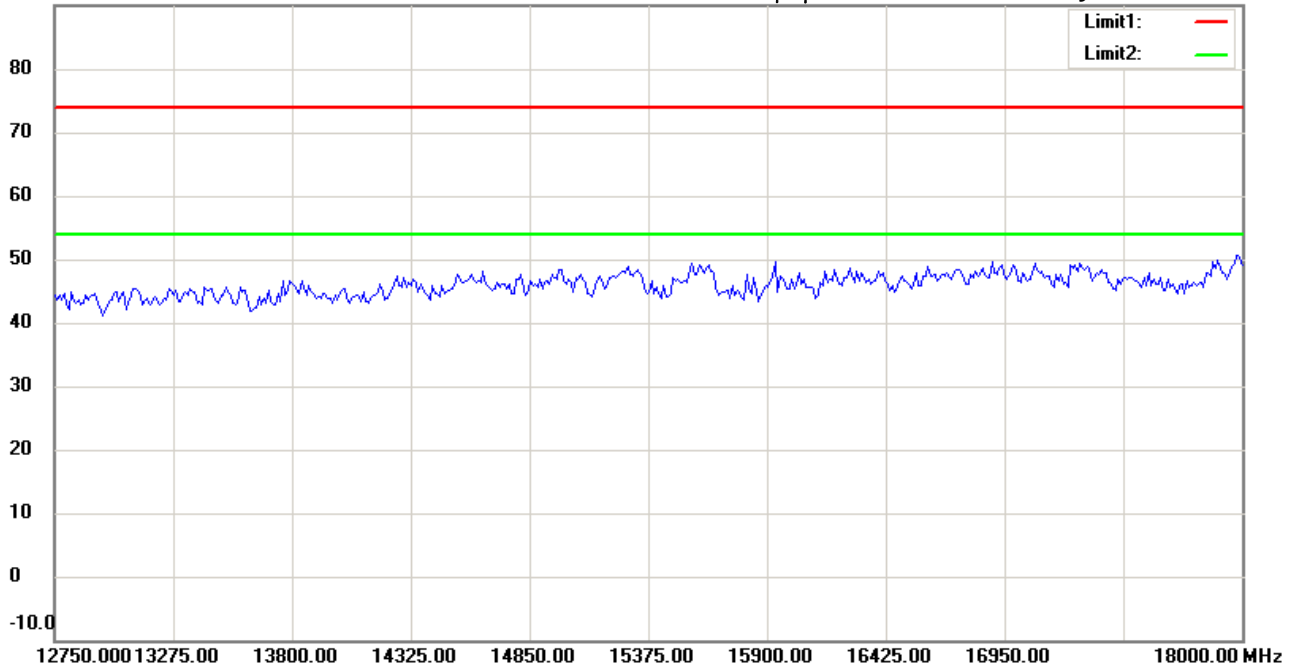
Date: 2016/9/2

Temperature:24 °C

90.0 dBuV/m

Time: 下午 08:42:29

Humidity:60 %



Site : Chamber

Condition : FCC_part 15 RE-Class C_Above 1GHz_PK

Polarization: *Vertical*

EUT : W6M21608-16182

Power : 4.2 Vd.c.

M/N:

Distance: 3m

Test Mode : TX 2440MHz

Note :

Mk.	Frequency (MHz)	Reading (dBuV)	Detector	Corr. factor (dB/m)	Result (dBuV/m)	Limit (dBuV/m)	Ant.Pos (cm)	Tab.Pos (deg.)	Margin (dB)	Comment
-----	-----------------	----------------	----------	---------------------	-----------------	----------------	--------------	----------------	-------------	---------



Radiated Emission Measurement

Operator: Roy

File :3

Data :#5

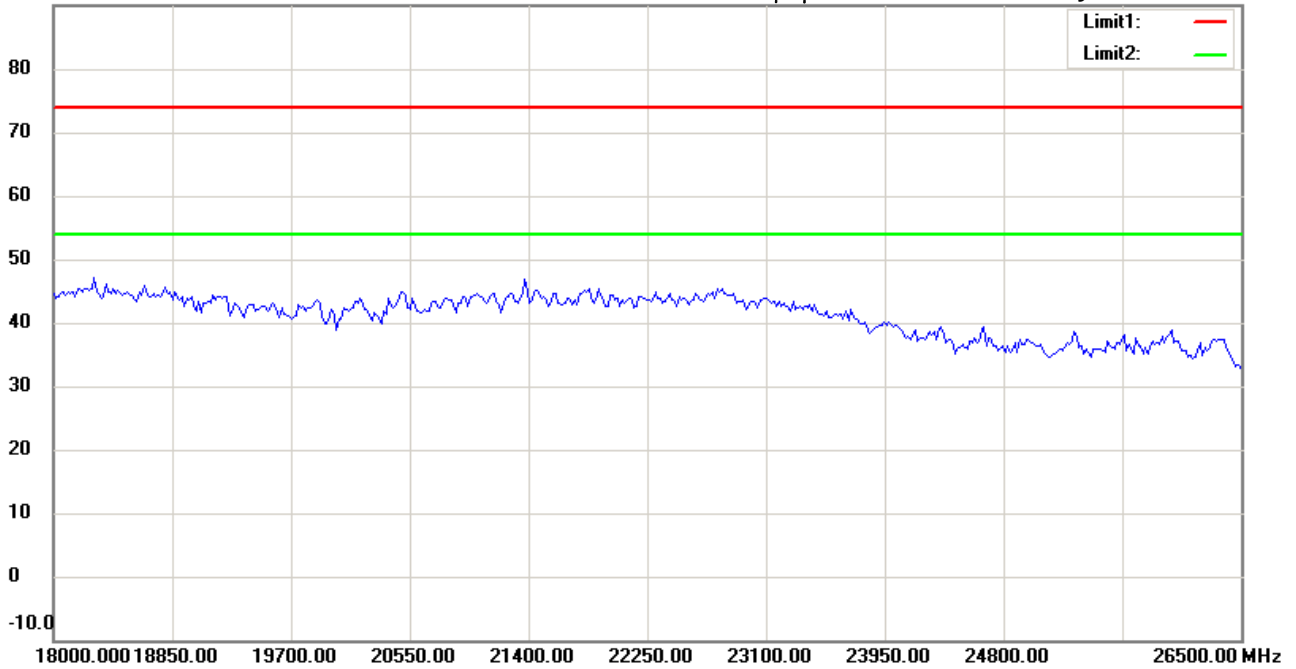
Date: 2016/9/2

Temperature:24 °C

90.0 dBuV/m

Time: 下午 08:40:00

Humidity:60 %



Site : Chamber

Condition : FCC_part 15 RE-Class C_Above 1GHz_PK

Polarization: *Horizontal*

EUT : W6M21608-16182

Power : 4.2 Vd.c.

M/N:

Distance: 3m

Test Mode : TX 2440MHz

Note :

Mk.	Frequency (MHz)	Reading (dBuV)	Detector	Corr. factor (dB/m)	Result (dBuV/m)	Limit (dBuV/m)	Ant.Pos (cm)	Tab.Pos (deg.)	Margin (dB)	Comment
-----	-----------------	----------------	----------	---------------------	-----------------	----------------	--------------	----------------	-------------	---------



Radiated Emission Measurement

Operator: Roy

File :3

Data :#10

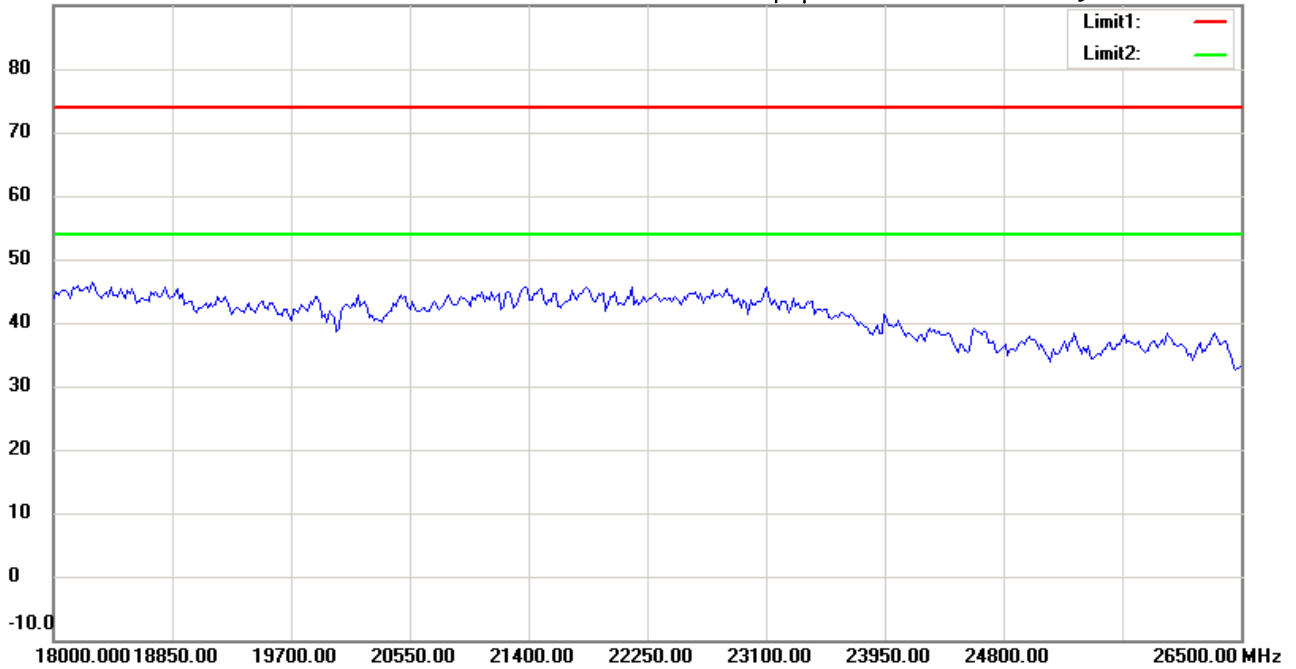
Date: 2016/9/2

Temperature:24 °C

90.0 dBuV/m

Time: 下午 08:42:39

Humidity:60 %



Site : Chamber

Condition : FCC_part 15 RE-Class C_Above 1GHz_PK

Polarization: *Vertical*

EUT : W6M21608-16182

Power : 4.2 Vd.c.

M/N:

Distance: 3m

Test Mode : TX 2440MHz

Note :

Mk.	Frequency (MHz)	Reading (dBuV)	Detector	Corr. factor (dB/m)	Result (dBuV/m)	Limit (dBuV/m)	Ant.Pos (cm)	Tab.Pos (deg.)	Margin (dB)	Comment
-----	-----------------	----------------	----------	---------------------	-----------------	----------------	--------------	----------------	-------------	---------



Radiated Emission Measurement

Operator: Roy

File :1

Data :#1

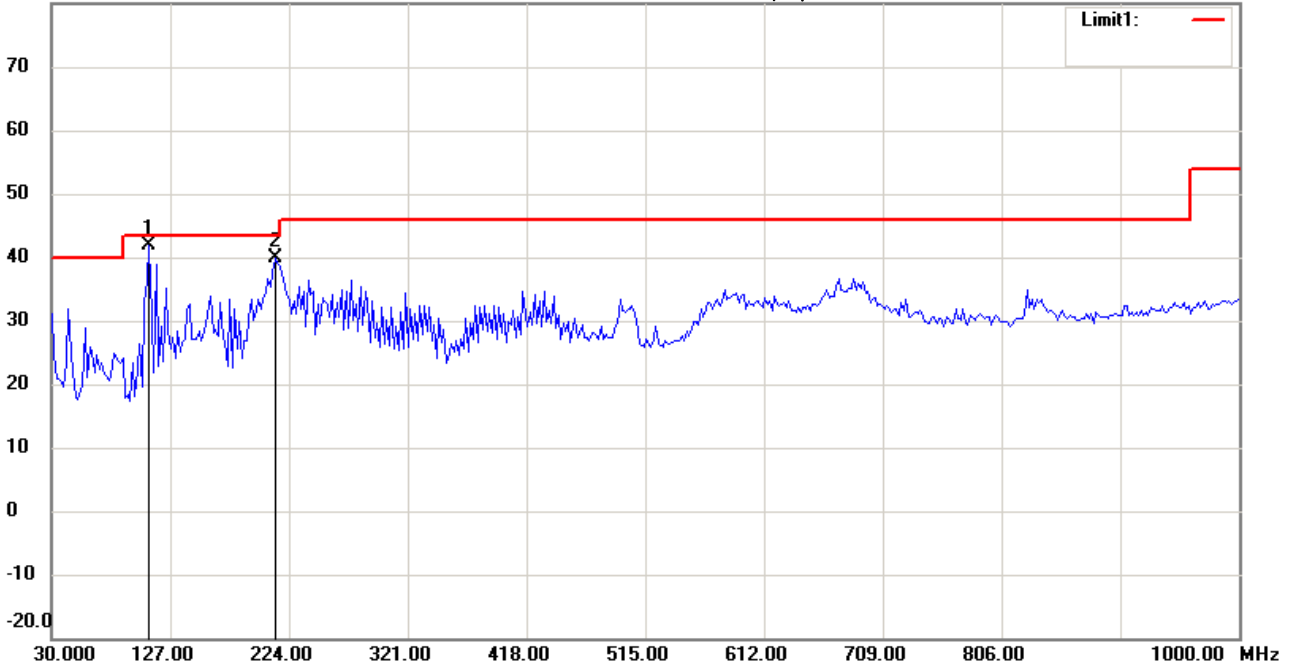
Date: 2016/9/2

Temperature:24 °C

80.0 dBuV/m

Time: 下午 07:54:42

Humidity:60 %



Site : Chamber

Condition : FCC_part 15 RE-Class C_30-1000MHz

Polarization: *Horizontal*

EUT : W6M21608-16182

Power : 4.2 Vd.c.

M/N:

Distance: 3m

Test Mode : TX 2480MHz

Note :

Mk.	Frequency (MHz)	Reading (dBuV)	Detector	Corr. factor (dB/m)	Result (dBuV/m)	Limit (dBuV/m)	Ant.Pos (cm)	Tab.Pos (deg.)	Margin (dB)	Comment
*	109.6993	48.85	peak	-7.04	41.81	43.50	100	165	-1.69	
	212.7255	49.67	peak	-9.79	39.88	43.50	100	55	-3.62	



Radiated Emission Measurement

Operator: Roy

File :1

Data :#2

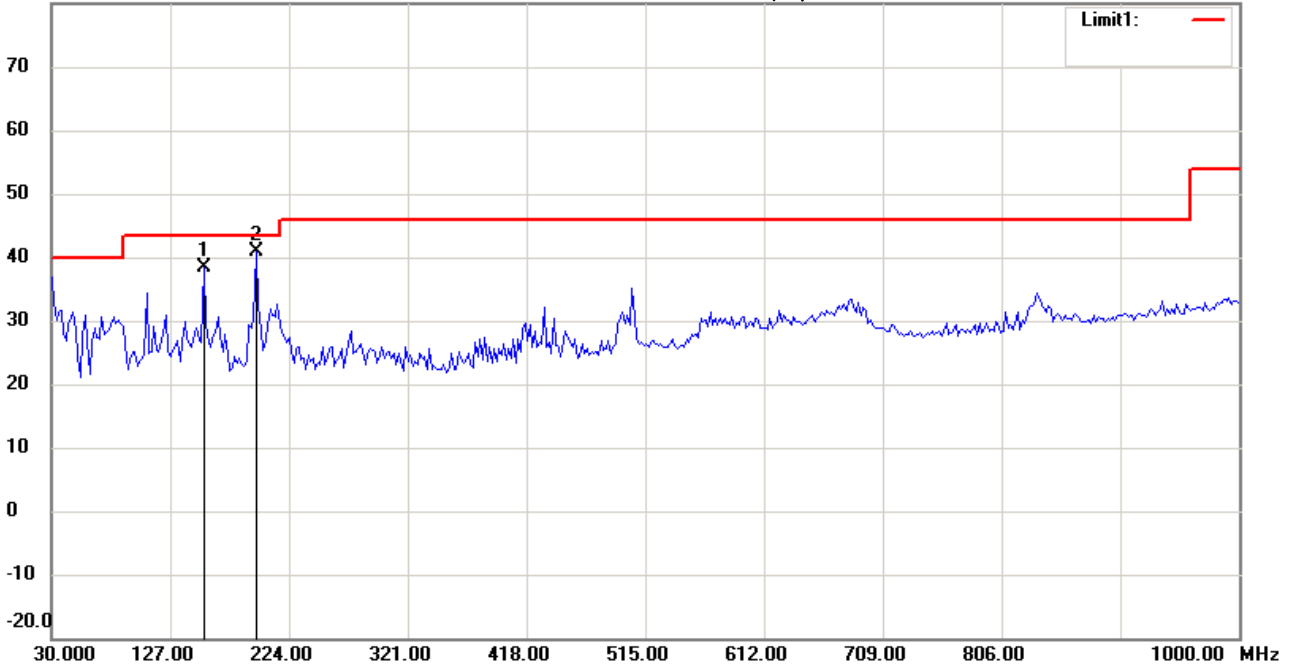
Date: 2016/9/2

Temperature:24 °C

80.0 dBuV/m

Time: 下午 07:55:27

Humidity:60 %



Site : Chamber

Condition : FCC_part 15 RE-Class C_30-1000MHz

Polarization: *Vertical*

EUT : W6M21608-16182

Power : 4.2 Vd.c.

M/N:

Distance: 3m

Test Mode : TX 2480MHz

Note :

Mk.	Frequency (MHz)	Reading (dBuV)	Detector	Corr. factor (dB/m)	Result (dBuV/m)	Limit (dBuV/m)	Ant.Pos (cm)	Tab.Pos (deg.)	Margin (dB)	Comment
	154.4088	46.65	peak	-8.16	38.49	43.50	100	35	-5.01	
*	197.1743	51.28	peak	-10.49	40.79	43.50	100	100	-2.71	



Radiated Emission Measurement

Operator: Roy

File :3

Data :#1

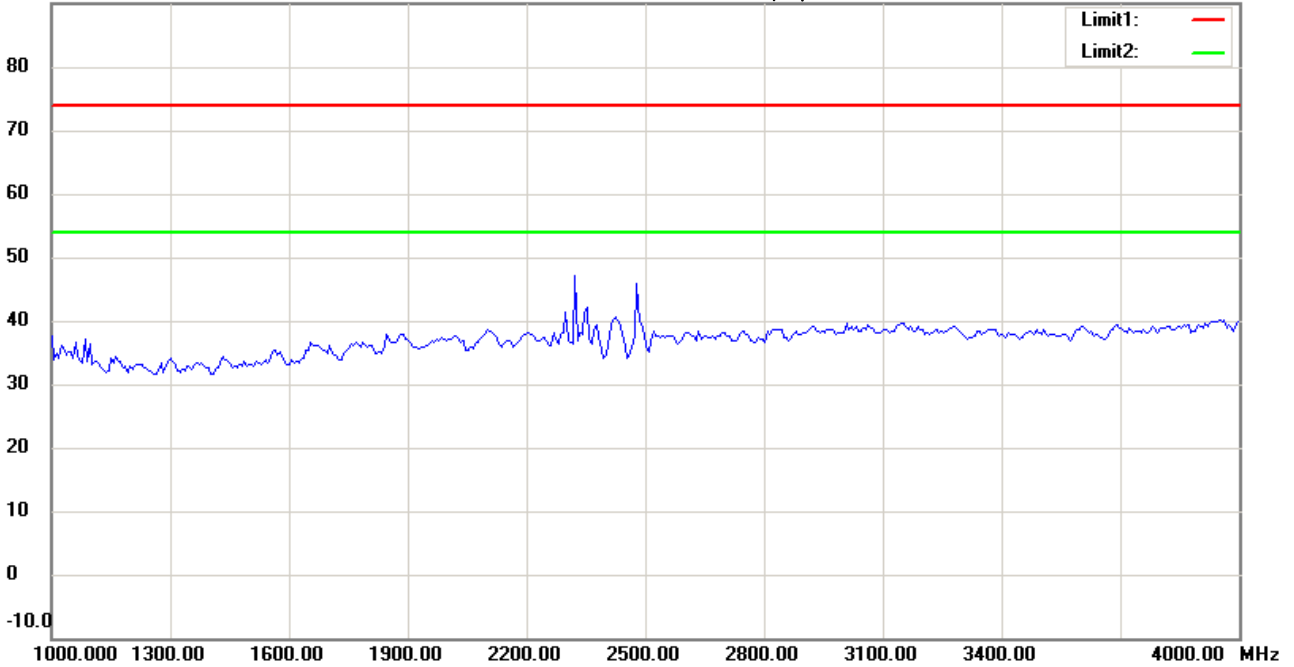
Date: 2016/9/2

Temperature:24 °C

90.0 dBuV/m

Time: 下午 08:48:12

Humidity:60 %



Site : Chamber

Condition : FCC_part 15 RE-Class C_Above 1GHz_PK

EUT : W6M21608-16182

M/N:

Test Mode : TX 2480MHz

Note :

Polarization: *Horizontal*

Power : 4.2 Vd.c.

Distance: 3m

Mk.	Frequency (MHz)	Reading (dBuV)	Detector	Corr. factor (dB/m)	Result (dBuV/m)	Limit (dBuV/m)	Ant.Pos (cm)	Tab.Pos (deg.)	Margin (dB)	Comment
-----	-----------------	----------------	----------	---------------------	-----------------	----------------	--------------	----------------	-------------	---------



Radiated Emission Measurement

Operator: Roy

File :3

Data :#6

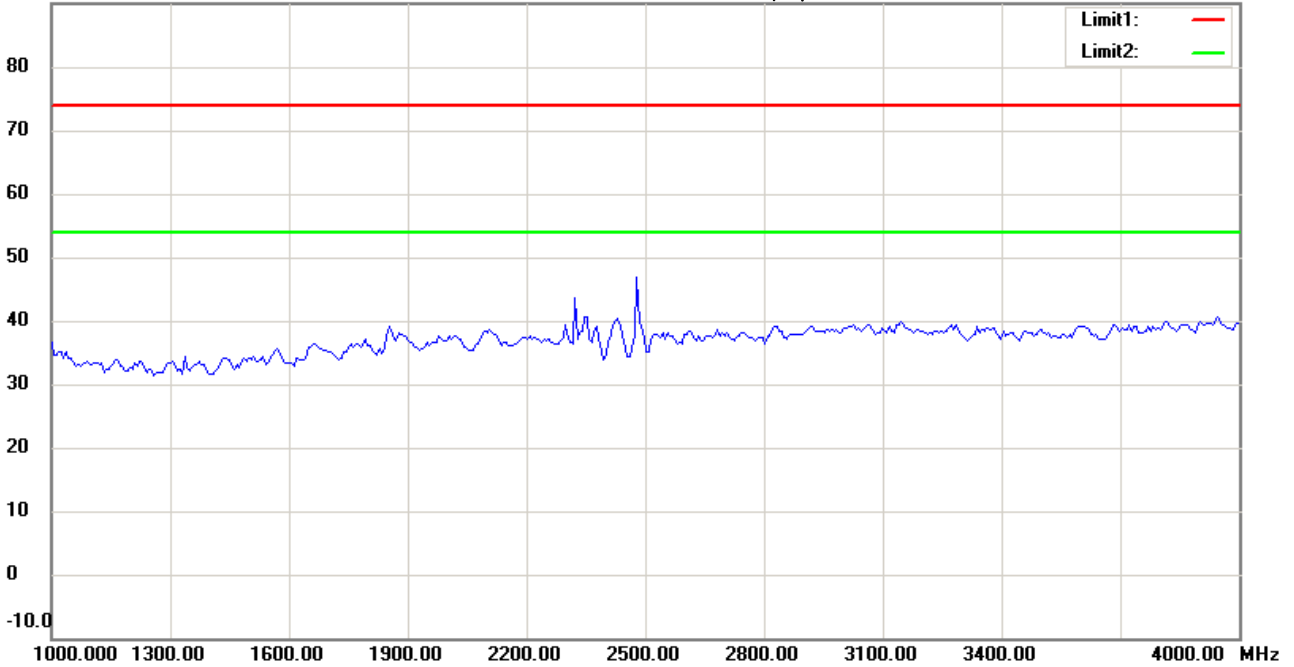
Date: 2016/9/2

Temperature:24 °C

90.0 dBuV/m

Time: 下午 08:50:58

Humidity:60 %



Site : Chamber

Condition : FCC_part 15 RE-Class C_Above 1GHz_PK

EUT : W6M21608-16182

M/N:

Test Mode : TX 2480MHz

Note :

Polarization: *Vertical*

Power : 4.2 Vd.c.

Distance: 3m

Mk.	Frequency (MHz)	Reading (dBuV)	Detector	Corr. factor (dB/m)	Result (dBuV/m)	Limit (dBuV/m)	Ant.Pos (cm)	Tab.Pos (deg.)	Margin (dB)	Comment
-----	-----------------	----------------	----------	---------------------	-----------------	----------------	--------------	----------------	-------------	---------



Radiated Emission Measurement

Operator: Roy

File :3

Data :#2

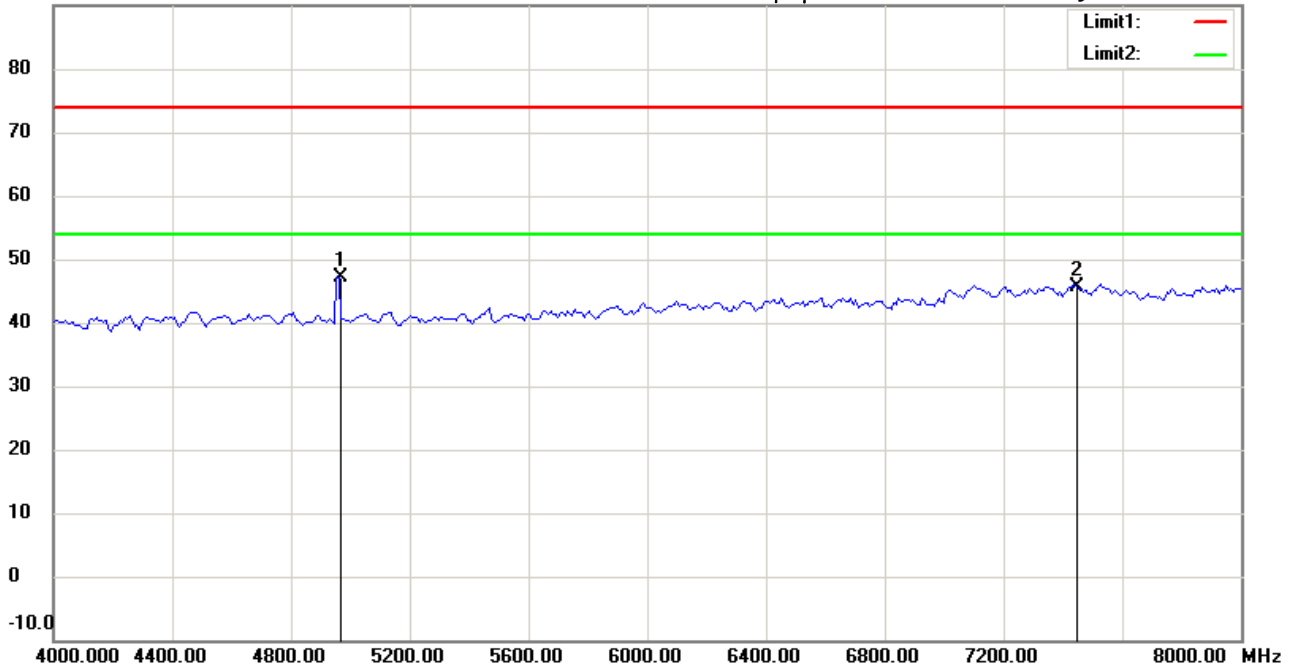
Date: 2016/9/2

Temperature:24 °C

90.0 dBuV/m

Time: 下午 08:48:58

Humidity:60 %



Site : Chamber

Condition : FCC_part 15 RE-Class C_Above 1GHz_PK

Polarization: *Horizontal*

EUT : W6M21608-16182

Power : 4.2 Vd.c.

M/N:

Distance: 3m

Test Mode : TX 2480MHz

Note :

Mk.	Frequency (MHz)	Reading (dBuV)	Detector	Corr. factor (dB/m)	Result (dBuV/m)	Limit (dBuV/m)	Ant.Pos (cm)	Tab.Pos (deg.)	Margin (dB)	Comment
*	4961.924	47.28	peak	-0.13	47.15	74.00	100	85	-26.85	
	7440.000	40.66	peak	4.89	45.55	74.00	100	220	-28.45	



Radiated Emission Measurement

Operator: Roy

File :3

Data :#7

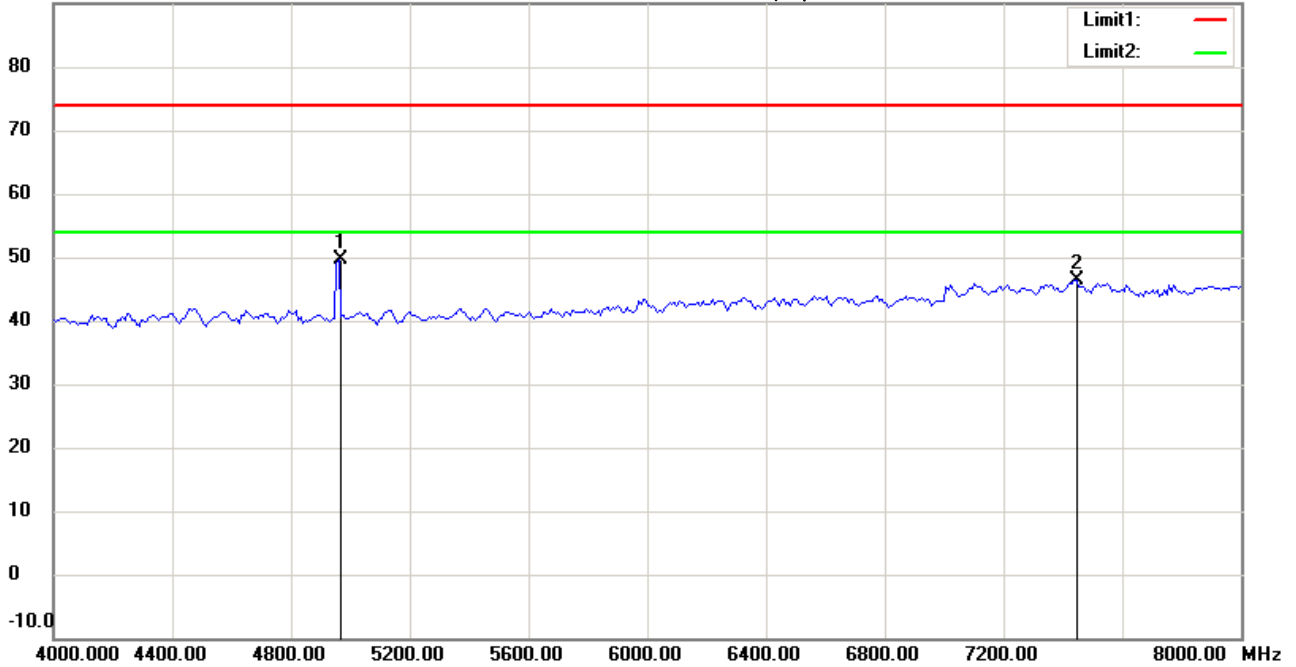
Date: 2016/9/2

Temperature:24 °C

90.0 dBuV/m

Time: 下午 08:51:44

Humidity:60 %



Site : Chamber

Condition : FCC_part 15 RE-Class C_Above 1GHz_PK

Polarization: *Vertical*

EUT : W6M21608-16182

Power : 4.2 Vd.c.

M/N:

Distance: 3m

Test Mode : TX 2480MHz

Note :

Mk.	Frequency (MHz)	Reading (dBuV)	Detector	Corr. factor (dB/m)	Result (dBuV/m)	Limit (dBuV/m)	Ant.Pos (cm)	Tab.Pos (deg.)	Margin (dB)	Comment
*	4961.924	49.76	peak	-0.13	49.63	74.00	100	280	-24.37	
	7440.000	41.38	peak	4.89	46.27	74.00	100	240	-27.73	



Radiated Emission Measurement

Operator: Roy

File :3

Data :#3

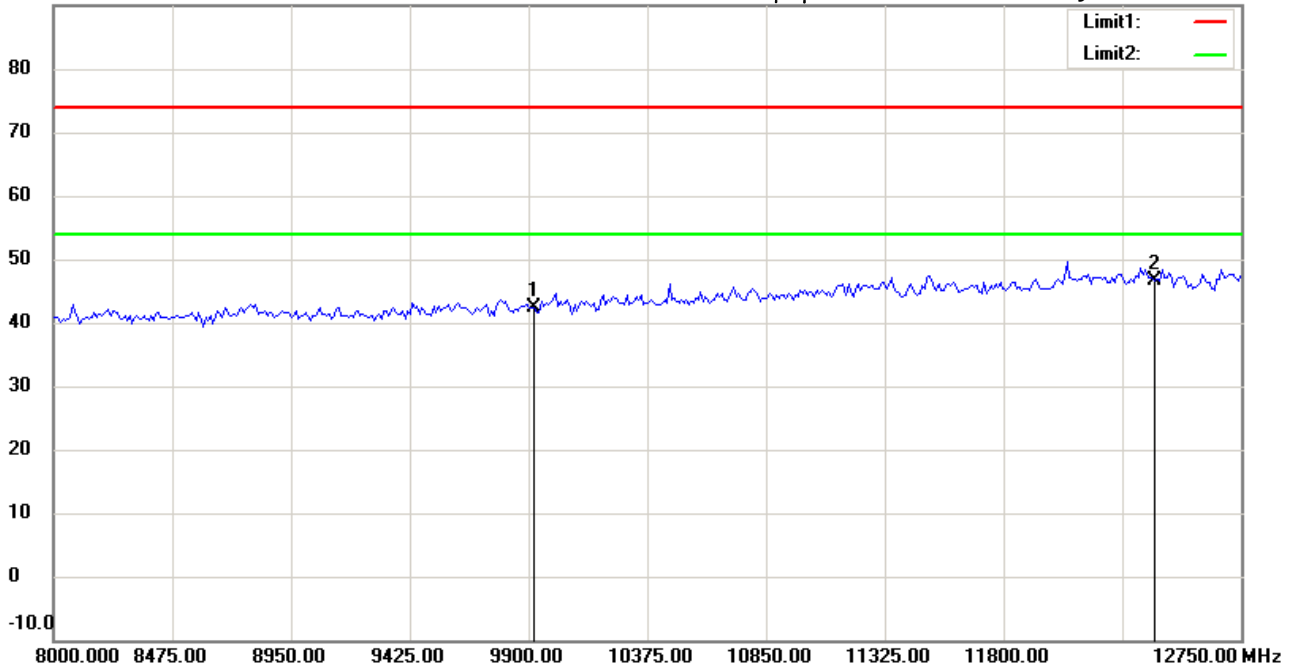
Date: 2016/9/2

Temperature:24 °C

90.0 dBuV/m

Time: 下午 08:49:49

Humidity:60 %



Site : Chamber

Condition : FCC_part 15 RE-Class C_Above 1GHz_PK

Polarization: *Horizontal*

EUT : W6M21608-16182

Power : 4.2 Vd.c.

M/N:

Distance: 3m

Test Mode : TX 2480MHz

Note :

Mk.	Frequency (MHz)	Reading (dBuV)	Detector	Corr. factor (dB/m)	Result (dBuV/m)	Limit (dBuV/m)	Ant.Pos (cm)	Tab.Pos (deg.)	Margin (dB)	Comment
	9920.000	34.44	peak	7.83	42.27	74.00	100	180	-31.73	
*	12400.000	32.72	peak	13.99	46.71	74.00	100	75	-27.29	



Radiated Emission Measurement

Operator: Roy

File :3

Data :#8

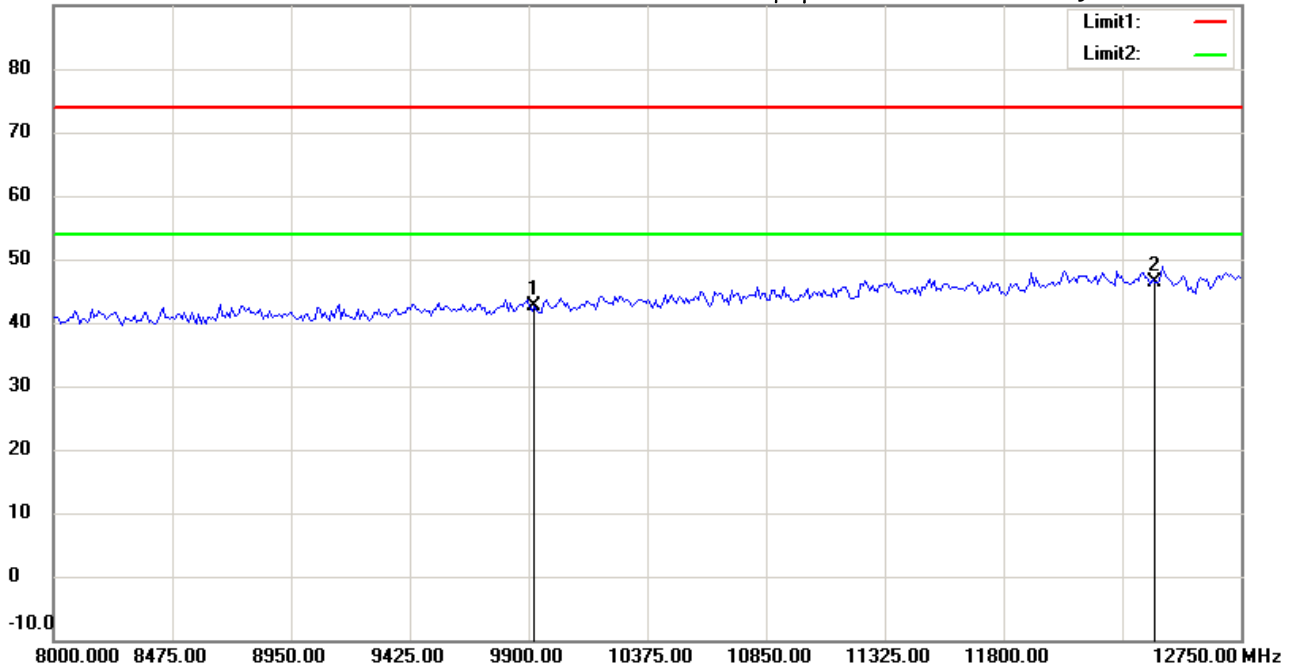
Date: 2016/9/2

Temperature:24 °C

90.0 dBuV/m

Time: 下午 08:52:28

Humidity:60 %



Site : Chamber

Condition : FCC_part 15 RE-Class C_Above 1GHz_PK

Polarization: *Vertical*

EUT : W6M21608-16182

Power : 4.2 Vd.c.

M/N:

Distance: 3m

Test Mode : TX 2480MHz

Note :

Mk.	Frequency (MHz)	Reading (dBuV)	Detector	Corr. factor (dB/m)	Result (dBuV/m)	Limit (dBuV/m)	Ant.Pos (cm)	Tab.Pos (deg.)	Margin (dB)	Comment
	9920.000	34.92	peak	7.83	42.75	74.00	100	305	-31.25	
*	12400.000	32.44	peak	13.99	46.43	74.00	100	170	-27.57	



Radiated Emission Measurement

Operator: Roy

File :3

Data :#4

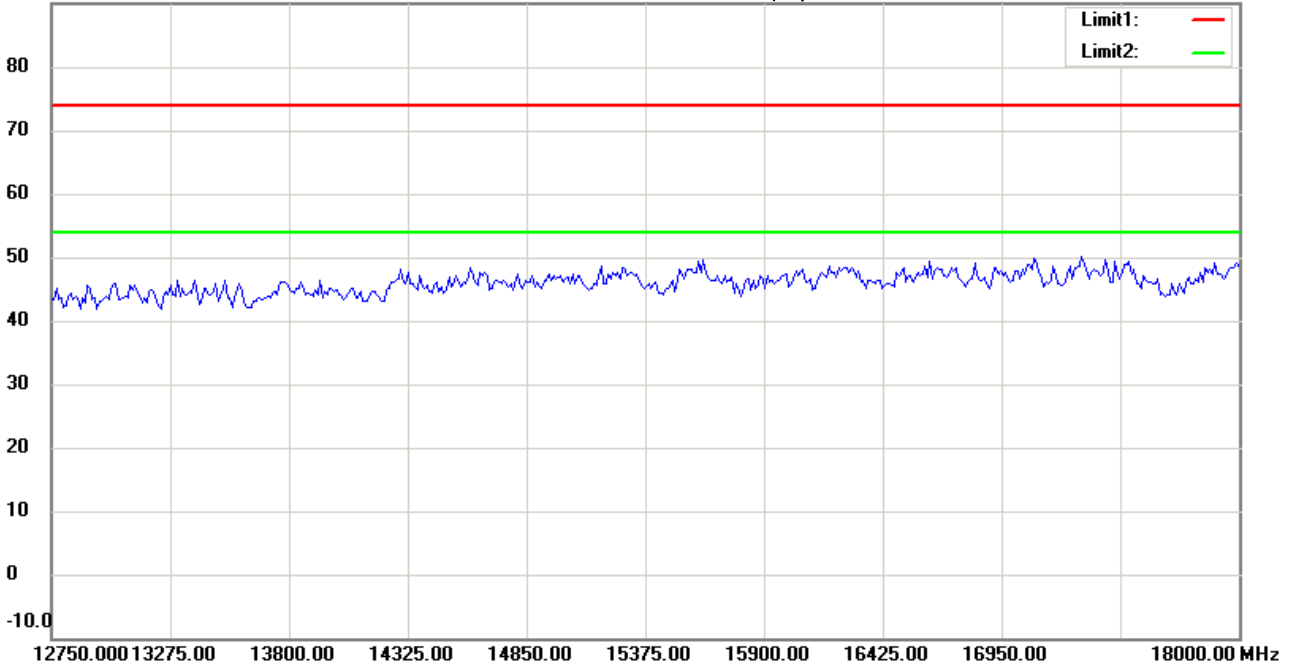
Date: 2016/9/2

Temperature:24 °C

90.0 dBuV/m

Time: 下午 08:50:03

Humidity:60 %



Site : Chamber

Condition : FCC_part 15 RE-Class C_Above 1GHz_PK

Polarization: *Horizontal*

EUT : W6M21608-16182

Power : 4.2 Vd.c.

M/N:

Distance: 3m

Test Mode : TX 2480MHz

Note :

Mk.	Frequency (MHz)	Reading (dBuV)	Detector	Corr. factor (dB/m)	Result (dBuV/m)	Limit (dBuV/m)	Ant.Pos (cm)	Tab.Pos (deg.)	Margin (dB)	Comment
-----	-----------------	----------------	----------	---------------------	-----------------	----------------	--------------	----------------	-------------	---------



Radiated Emission Measurement

Operator: Roy

File :3

Data :#9

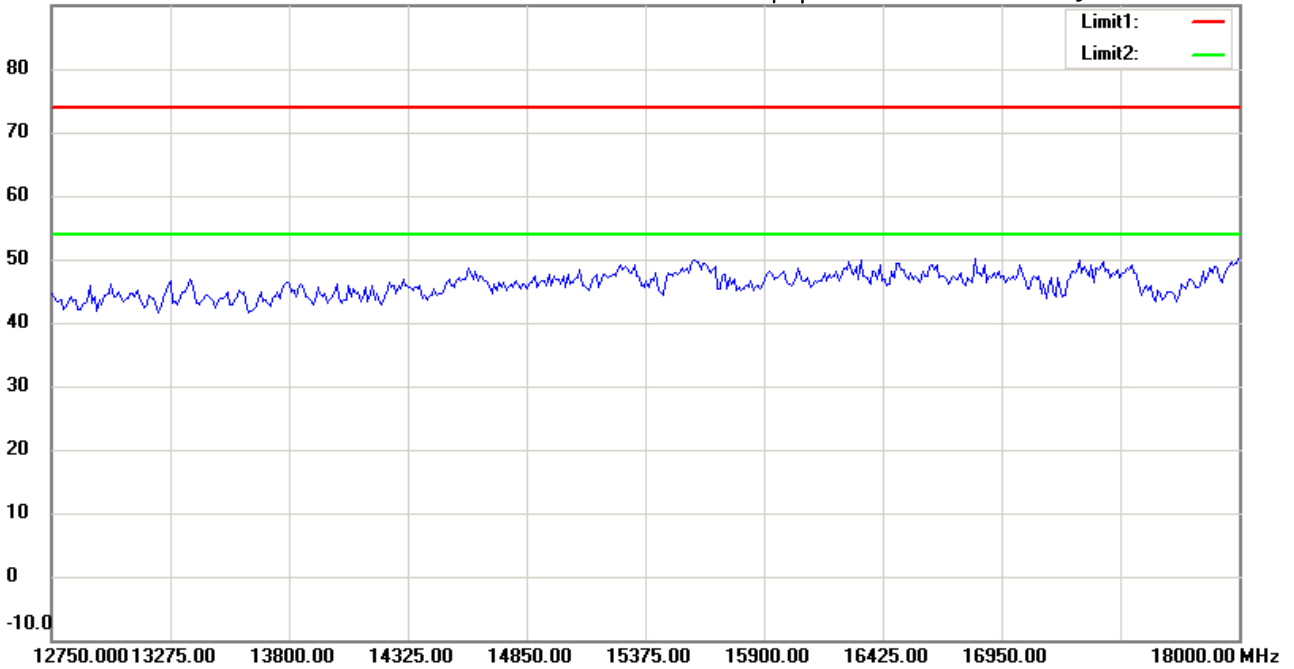
Date: 2016/9/2

Temperature:24 °C

90.0 dBuV/m

Time: 下午 08:52:42

Humidity:60 %



Site : Chamber

Condition : FCC_part 15 RE-Class C_Above 1GHz_PK

Polarization: *Vertical*

EUT : W6M21608-16182

Power : 4.2 Vd.c.

M/N:

Distance: 3m

Test Mode : TX 2480MHz

Note :

Mk.	Frequency (MHz)	Reading (dBuV)	Detector	Corr. factor (dB/m)	Result (dBuV/m)	Limit (dBuV/m)	Ant.Pos (cm)	Tab.Pos (deg.)	Margin (dB)	Comment
-----	-----------------	----------------	----------	---------------------	-----------------	----------------	--------------	----------------	-------------	---------



Radiated Emission Measurement

Operator: Roy

File :3

Data :#5

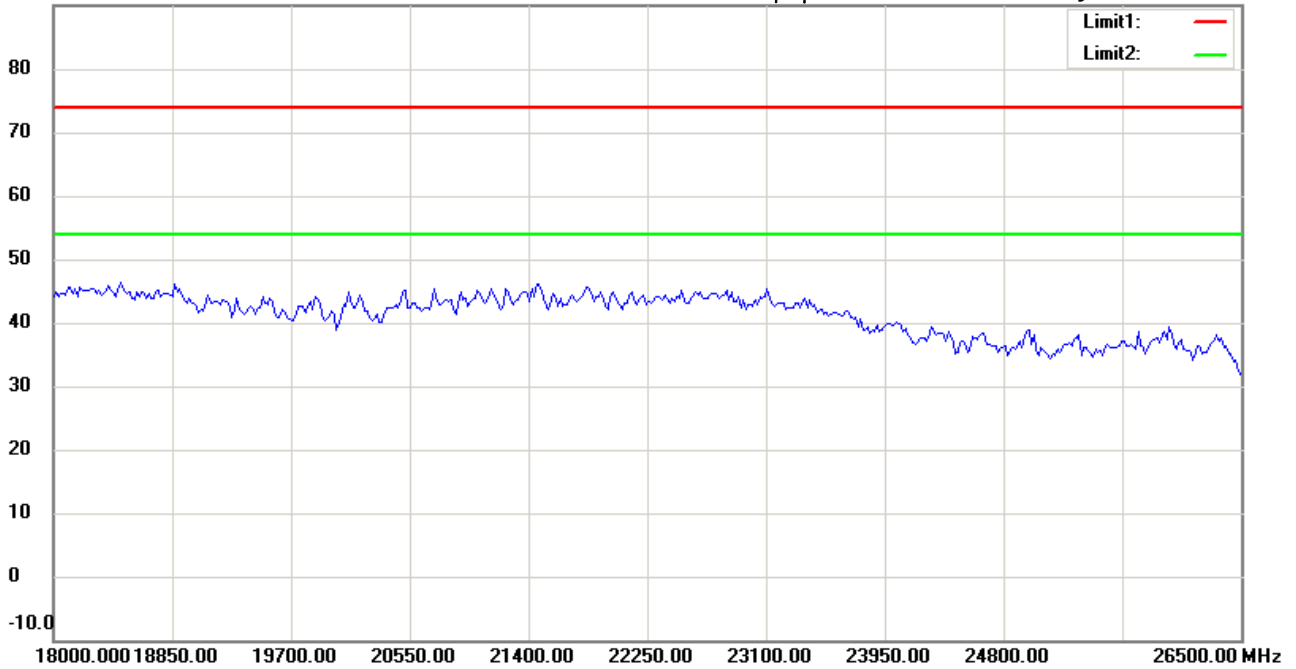
Date: 2016/9/2

Temperature:24 °C

90.0 dBuV/m

Time: 下午 08:50:13

Humidity:60 %



Site : Chamber

Condition : FCC_part 15 RE-Class C_Above 1GHz_PK

EUT : W6M21608-16182

M/N:

Test Mode : TX 2480MHz

Note :

Polarization: *Horizontal*

Power : 4.2 Vd.c.

Distance: 3m

Mk.	Frequency (MHz)	Reading (dBuV)	Detector	Corr. factor (dB/m)	Result (dBuV/m)	Limit (dBuV/m)	Ant.Pos (cm)	Tab.Pos (deg.)	Margin (dB)	Comment
-----	-----------------	----------------	----------	---------------------	-----------------	----------------	--------------	----------------	-------------	---------



Radiated Emission Measurement

Operator: Roy

File :3

Data :#10

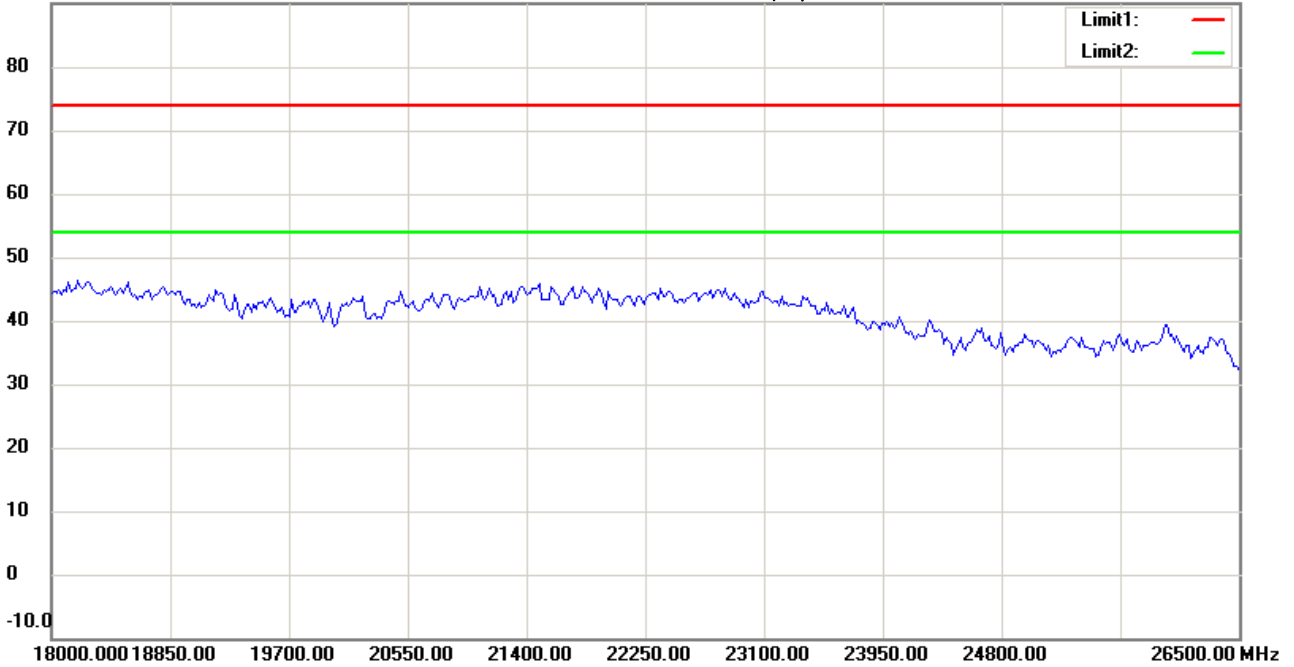
Date: 2016/9/2

Temperature:24 °C

90.0 dBuV/m

Time: 下午 08:52:51

Humidity:60 %



Site : Chamber

Condition : FCC_part 15 RE-Class C_Above 1GHz_PK

EUT : W6M21608-16182

M/N:

Test Mode : TX 2480MHz

Note :

Polarization: *Vertical*

Power : 4.2 Vd.c.

Distance: 3m

Mk.	Frequency (MHz)	Reading (dBuV)	Detector	Corr. factor (dB/m)	Result (dBuV/m)	Limit (dBuV/m)	Ant.Pos (cm)	Tab.Pos (deg.)	Margin (dB)	Comment
-----	-----------------	----------------	----------	---------------------	-----------------	----------------	--------------	----------------	-------------	---------

Bluetooth 2.0 RX



Address:6F.,No.58,Ln 188,Ruey Kuang Rd,Neihu,Taipei
Tel:+886-2-6606-8877 Fax:+886-2-6606-8875

Radiated Emission Measurement

Operator: Roy

File :1

Data :#1

Date: 2016/9/2

Temperature:24 °C

80.0 dBuV/m

Time: 下午 08:04:03

Humidity:60 %



Site : Chamber

Condition : FCC_part 15 RE-Class B_30-1000MHz

EUT : W6M21608-16182

M/N:

Test Mode : RX 2402MHz

Note :

Polarization: *Horizontal*

Power : 4.2 Vd.c.

Distance: 3m

Mk.	Frequency (MHz)	Reading (dBuV)	Detector	Corr. factor (dB/m)	Result (dBuV/m)	Limit (dBuV/m)	Ant.Pos (cm)	Tab.Pos (deg.)	Margin (dB)	Comment
	107.7554	41.11	peak	-7.53	33.58	43.50	100	65	-9.92	
*	204.9500	49.32	peak	-10.07	39.25	43.50	100	195	-4.25	
	504.3086	38.64	peak	-2.52	36.12	46.00	100	200	-9.88	
	838.6572	34.63	peak	3.28	37.91	46.00	100	270	-8.09	

*:Maximum data x:Over limit !:over margin



Radiated Emission Measurement

Operator: Roy

File :1

Data :#2

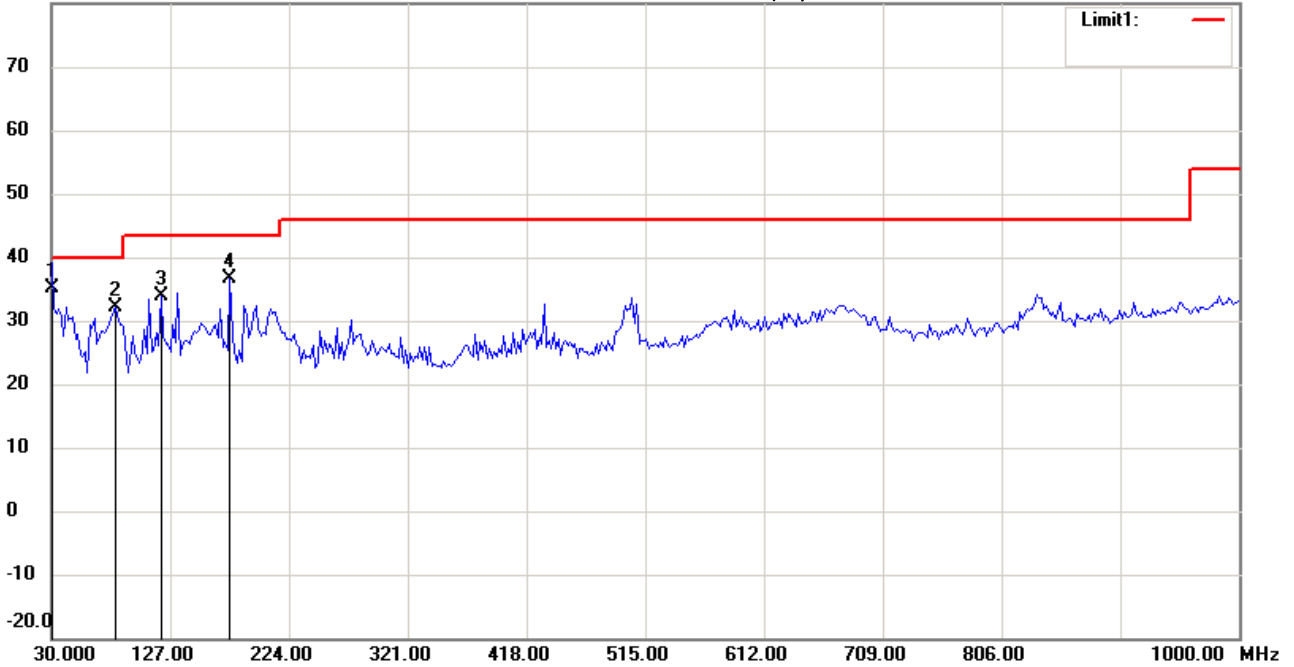
Date: 2016/9/2

Temperature:24 °C

80.0 dBuV/m

Time: 下午 08:04:48

Humidity:60 %



Site : Chamber

Condition : FCC_part 15 RE-Class B_30-1000MHz

EUT : W6M21608-16182

M/N:

Test Mode : RX 2402MHz

Note :

Polarization: *Vertical*

Power : 4.2 Vd.c.

Distance: 3m

Mk.	Frequency (MHz)	Reading (dBuV)	Detector	Corr. factor (dB/m)	Result (dBuV/m)	Limit (dBuV/m)	Ant.Pos (cm)	Tab.Pos (deg.)	Margin (dB)	Comment
*	30.0000	42.37	QP	-7.21	35.16	40.00	100	180	-4.84	
	82.4850	45.27	peak	-13.07	32.20	40.00	100	340	-7.80	
	119.4188	40.26	peak	-6.32	33.94	43.50	100	145	-9.56	
	175.7916	47.05	peak	-10.53	36.52	43.50	100	235	-6.98	



Radiated Emission Measurement

Operator: Roy

File :3

Data :#1

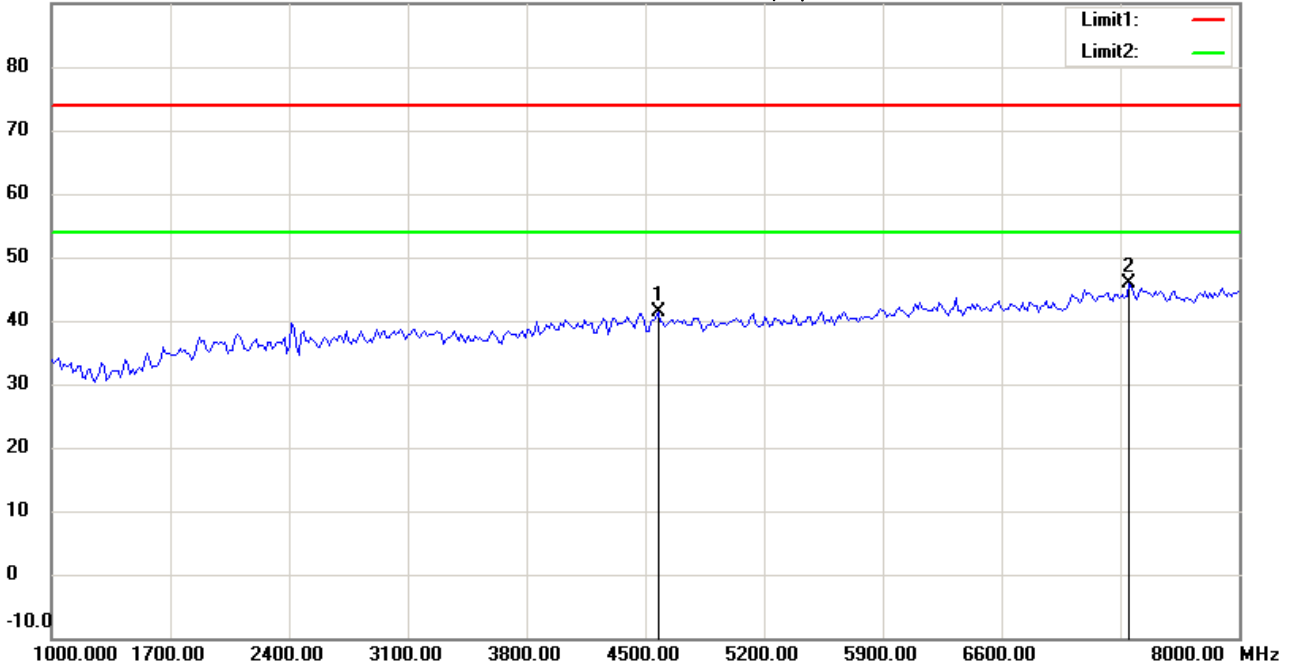
Date: 2016/9/2

Temperature:24 °C

90.0 dBuV/m

Time: 下午 09:34:27

Humidity:60 %



Site : Chamber

Condition : FCC_part 15 RE-Class B_Above 1GHz_PK

Polarization: *Horizontal*

EUT : W6M21608-16182

Power : 4.2 Vd.c.

M/N:

Distance: 3m

Test Mode : RX 2402MHz

Note :

Mk.	Frequency (MHz)	Reading (dBuV)	Detector	Corr. factor (dB/m)	Result (dBuV/m)	Limit (dBuV/m)	Ant.Pos (cm)	Tab.Pos (deg.)	Margin (dB)	Comment
	4577.154	41.99	peak	-0.71	41.28	74.00	100	70	-32.72	
*	7354.709	41.07	peak	4.72	45.79	74.00	100	195	-28.21	



Radiated Emission Measurement

Operator: Roy

File :3

Data :#5

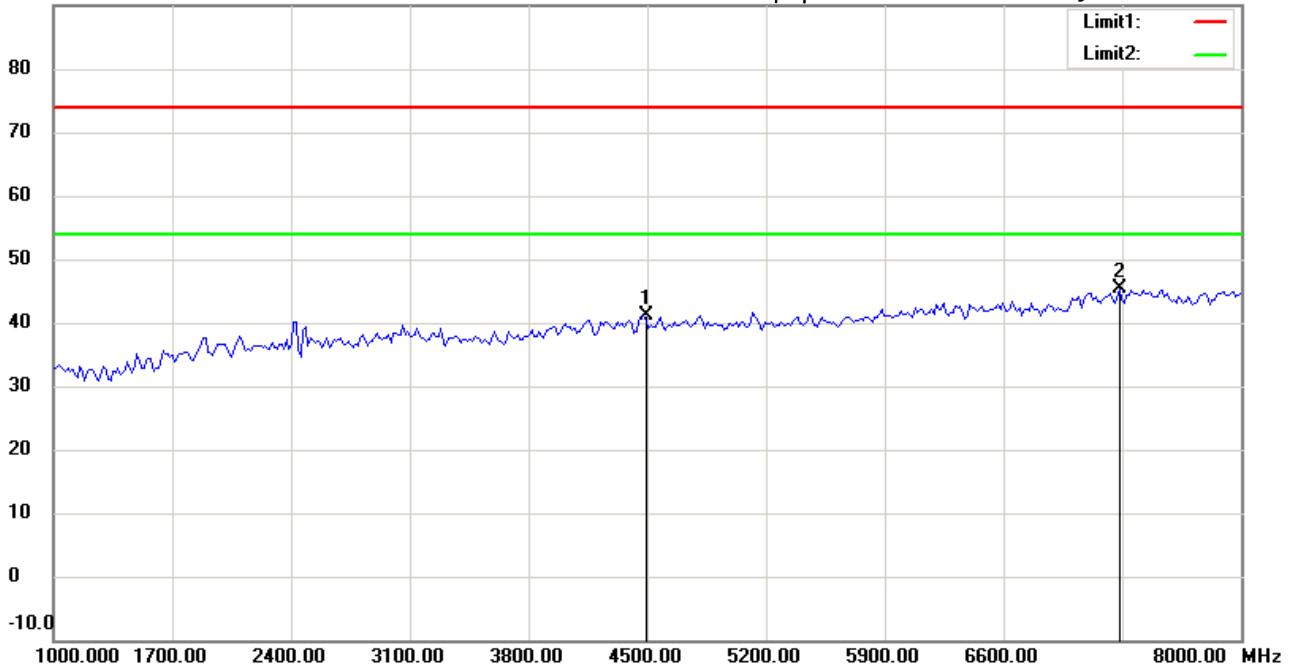
Date: 2016/9/2

Temperature:24 °C

90.0 dBuV/m

Time: 下午 09:35:24

Humidity:60 %



Site : Chamber

Condition : FCC_part 15 RE-Class B_Above 1GHz_PK

Polarization: *Vertical*

EUT : W6M21608-16182

Power : 4.2 Vd.c.

M/N:

Distance: 3m

Test Mode : RX 2402MHz

Note :

Mk.	Frequency (MHz)	Reading (dBuV)	Detector	Corr. factor (dB/m)	Result (dBuV/m)	Limit (dBuV/m)	Ant.Pos (cm)	Tab.Pos (deg.)	Margin (dB)	Comment
	4478.958	41.79	peak	-0.70	41.09	74.00	100	150	-32.91	
*	7284.569	40.93	peak	4.34	45.27	74.00	100	305	-28.73	



Radiated Emission Measurement

Operator: Roy

File :3

Data :#2

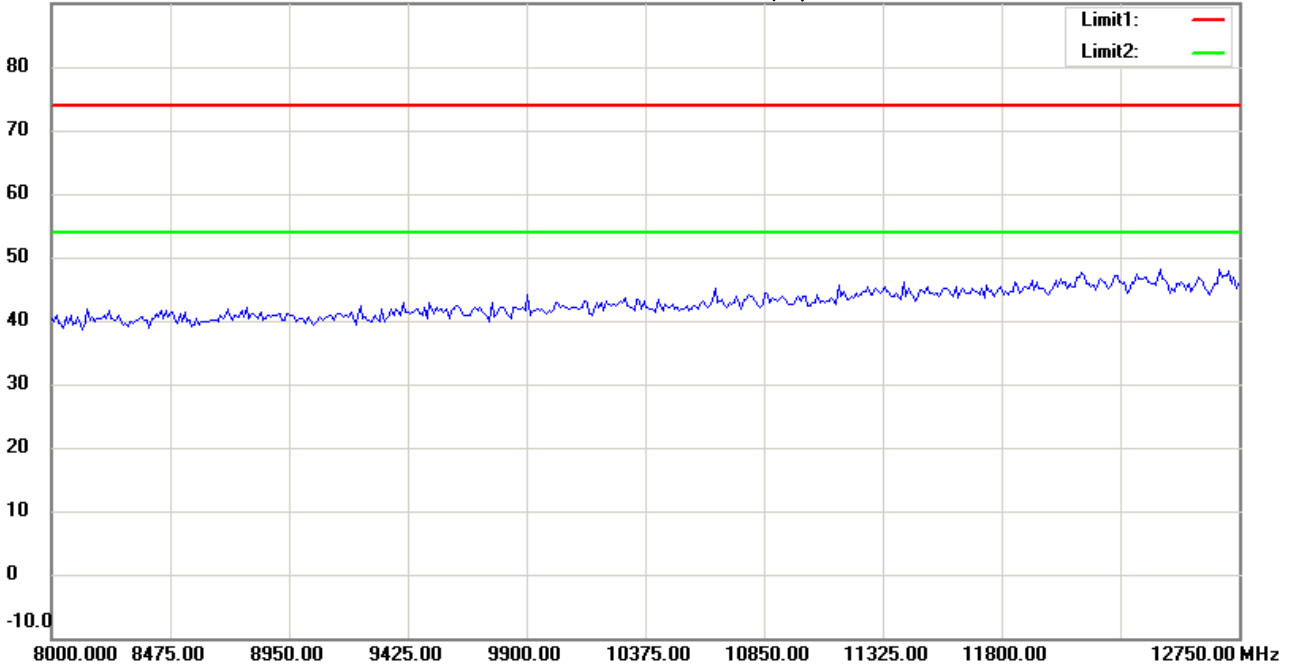
Date: 2016/9/2

Temperature:24 °C

90.0 dBuV/m

Time: 下午 09:34:40

Humidity:60 %



Site : Chamber

Condition : FCC_part 15 RE-Class B_Above 1GHz_PK

Polarization: *Horizontal*

EUT : W6M21608-16182

Power : 4.2 Vd.c.

M/N:

Distance: 3m

Test Mode : RX 2402MHz

Note :

Mk.	Frequency (MHz)	Reading (dBuV)	Detector	Corr. factor (dB/m)	Result (dBuV/m)	Limit (dBuV/m)	Ant.Pos (cm)	Tab.Pos (deg.)	Margin (dB)	Comment
-----	-----------------	----------------	----------	---------------------	-----------------	----------------	--------------	----------------	-------------	---------



Radiated Emission Measurement

Operator: Roy

File :3

Data :#6

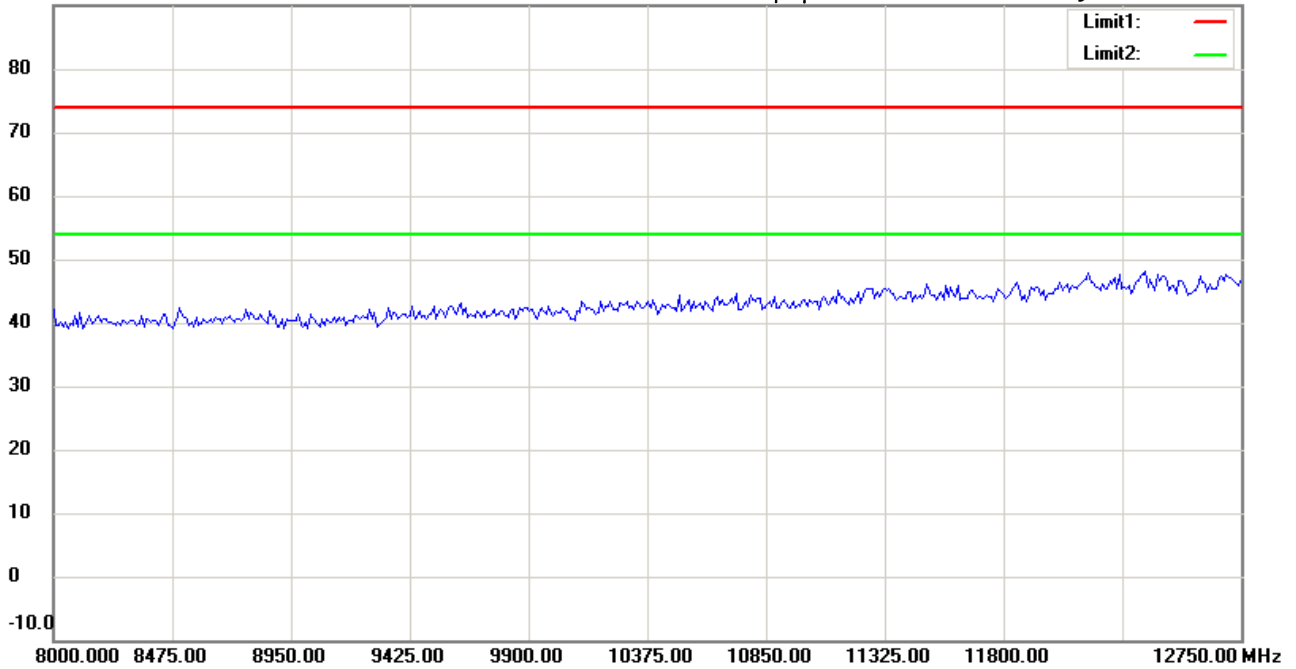
Date: 2016/9/2

Temperature:24 °C

90.0 dBuV/m

Time: 下午 09:35:37

Humidity:60 %



Site : Chamber

Condition : FCC_part 15 RE-Class B_Above 1GHz_PK

Polarization: *Vertical*

EUT : W6M21608-16182

Power : 4.2 Vd.c.

M/N:

Distance: 3m

Test Mode : RX 2402MHz

Note :

Mk.	Frequency (MHz)	Reading (dBuV)	Detector	Corr. factor (dB/m)	Result (dBuV/m)	Limit (dBuV/m)	Ant.Pos (cm)	Tab.Pos (deg.)	Margin (dB)	Comment
-----	-----------------	----------------	----------	---------------------	-----------------	----------------	--------------	----------------	-------------	---------



Radiated Emission Measurement

Operator: Roy

File :3

Data :#3

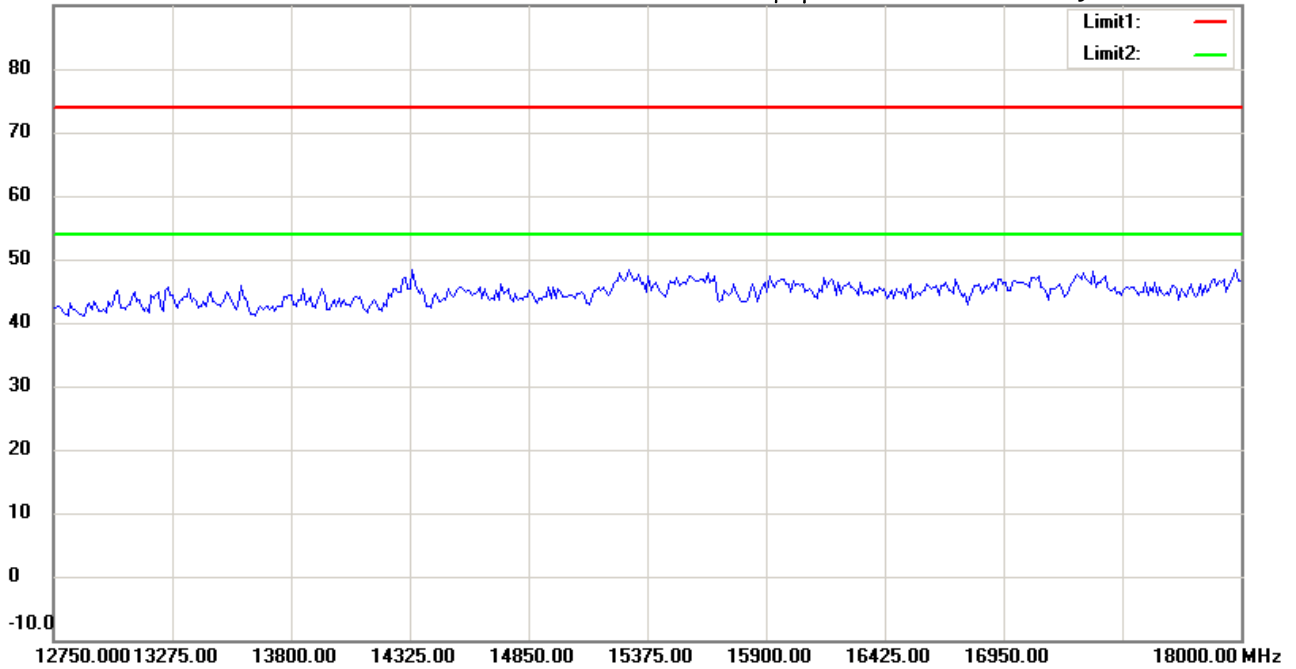
Date: 2016/9/2

Temperature:24 °C

90.0 dBuV/m

Time: 下午 09:35:05

Humidity:60 %



Site : Chamber

Condition : FCC_part 15 RE-Class B_Above 1GHz_PK

EUT : W6M21608-16182

M/N:

Test Mode : RX 2402MHz

Note :

Polarization: *Horizontal*

Power : 4.2 Vd.c.

Distance: 3m

Mk.	Frequency (MHz)	Reading (dBuV)	Detector	Corr. factor (dB/m)	Result (dBuV/m)	Limit (dBuV/m)	Ant.Pos (cm)	Tab.Pos (deg.)	Margin (dB)	Comment
-----	-----------------	----------------	----------	---------------------	-----------------	----------------	--------------	----------------	-------------	---------



Radiated Emission Measurement

Operator: Roy

File :3

Data :#7

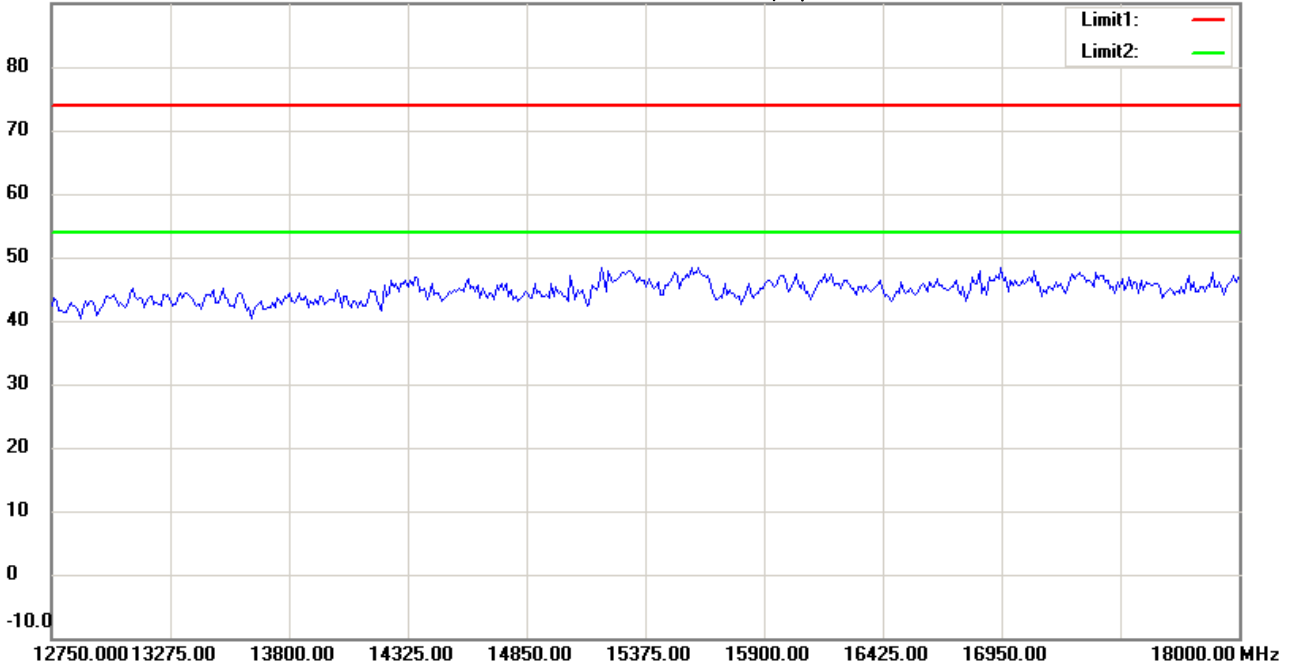
Date: 2016/9/2

Temperature:24 °C

90.0 dBuV/m

Time: 下午 09:36:02

Humidity:60 %



Site : Chamber

Condition : FCC_part 15 RE-Class B_Above 1GHz_PK

Polarization: *Vertical*

EUT : W6M21608-16182

Power : 4.2 Vd.c.

M/N:

Distance: 3m

Test Mode : RX 2402MHz

Note :

Mk.	Frequency (MHz)	Reading (dBuV)	Detector	Corr. factor (dB/m)	Result (dBuV/m)	Limit (dBuV/m)	Ant.Pos (cm)	Tab.Pos (deg.)	Margin (dB)	Comment
-----	-----------------	----------------	----------	---------------------	-----------------	----------------	--------------	----------------	-------------	---------



Radiated Emission Measurement

Operator: Roy

File :3

Data :#4

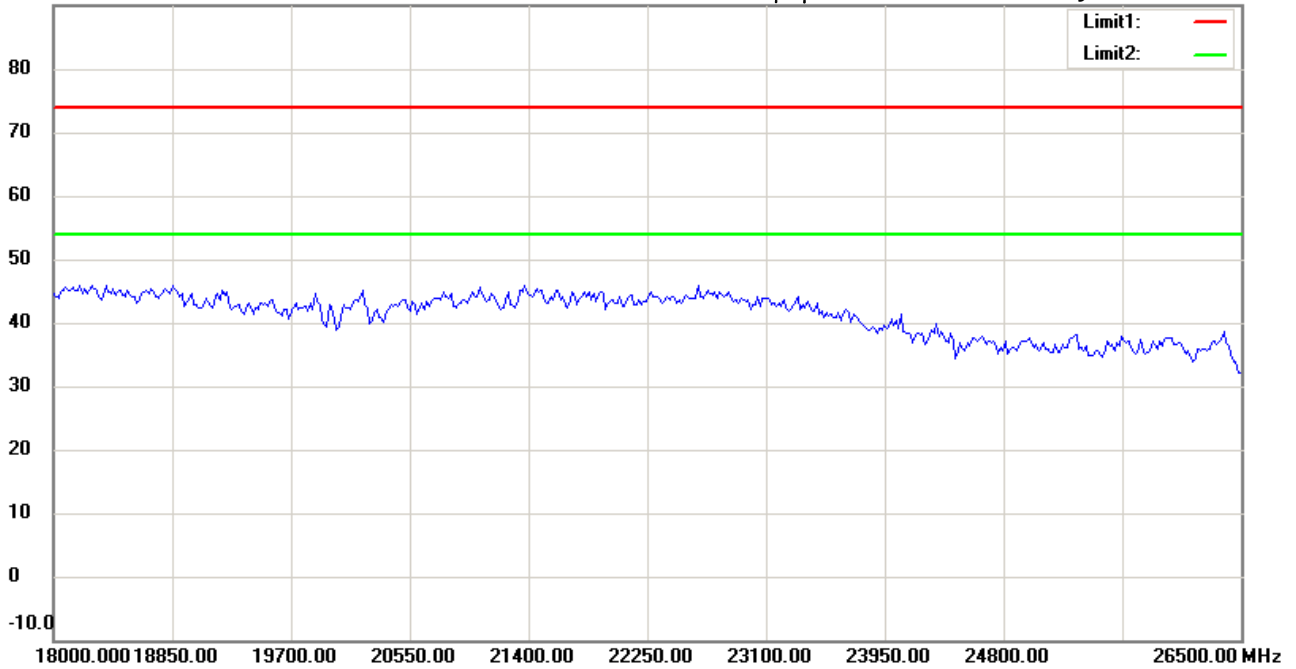
Date: 2016/9/2

Temperature:24 °C

90.0 dBuV/m

Time: 下午 09:35:15

Humidity:60 %



Site : Chamber

Condition : FCC_part 15 RE-Class B_Above 1GHz_PK

Polarization: *Horizontal*

EUT : W6M21608-16182

Power : 4.2 Vd.c.

M/N:

Distance: 3m

Test Mode : RX 2402MHz

Note :

Mk.	Frequency (MHz)	Reading (dBuV)	Detector	Corr. factor (dB/m)	Result (dBuV/m)	Limit (dBuV/m)	Ant.Pos (cm)	Tab.Pos (deg.)	Margin (dB)	Comment
-----	-----------------	----------------	----------	---------------------	-----------------	----------------	--------------	----------------	-------------	---------



Radiated Emission Measurement

Operator: Roy

File :3

Data :#8

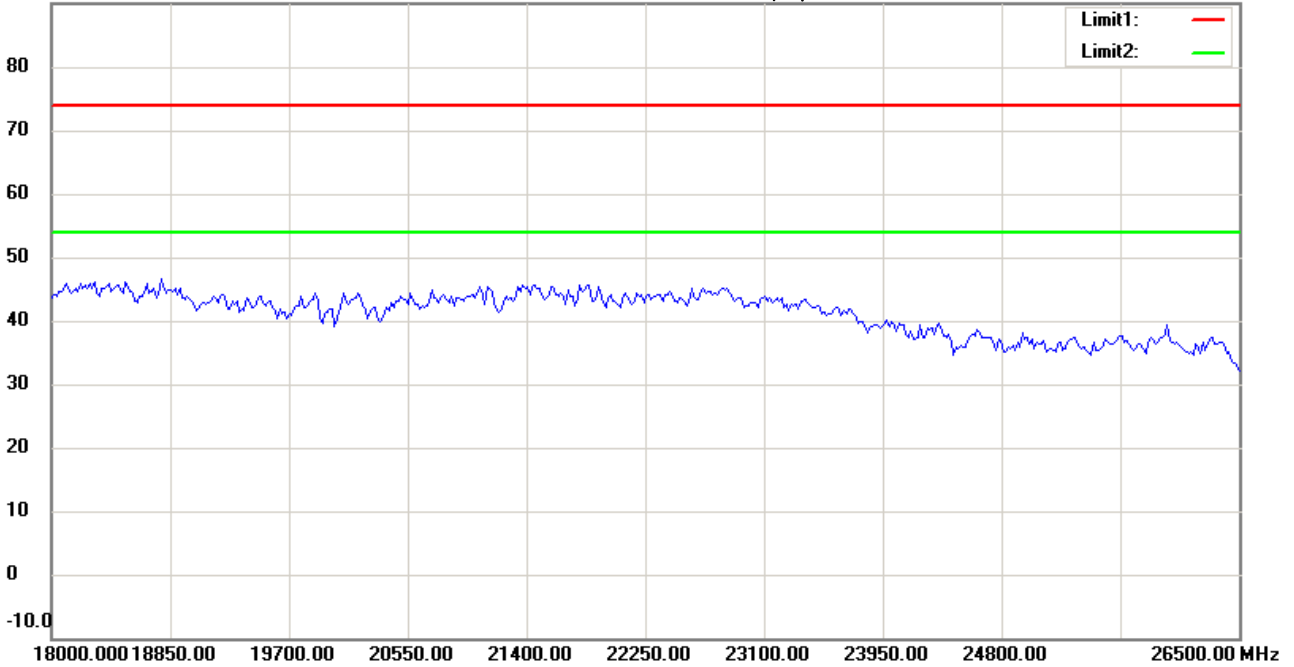
Date: 2016/9/2

Temperature:24 °C

90.0 dBuV/m

Time: 下午 09:36:12

Humidity:60 %



Site : Chamber

Condition : FCC_part 15 RE-Class B_Above 1GHz_PK

EUT : W6M21608-16182

M/N:

Test Mode : RX 2402MHz

Note :

Polarization: *Vertical*

Power : 4.2 Vd.c.

Distance: 3m

Mk.	Frequency (MHz)	Reading (dBuV)	Detector	Corr. factor (dB/m)	Result (dBuV/m)	Limit (dBuV/m)	Ant.Pos (cm)	Tab.Pos (deg.)	Margin (dB)	Comment
-----	-----------------	----------------	----------	---------------------	-----------------	----------------	--------------	----------------	-------------	---------



Radiated Emission Measurement

Operator: Roy

File :1

Data :#1

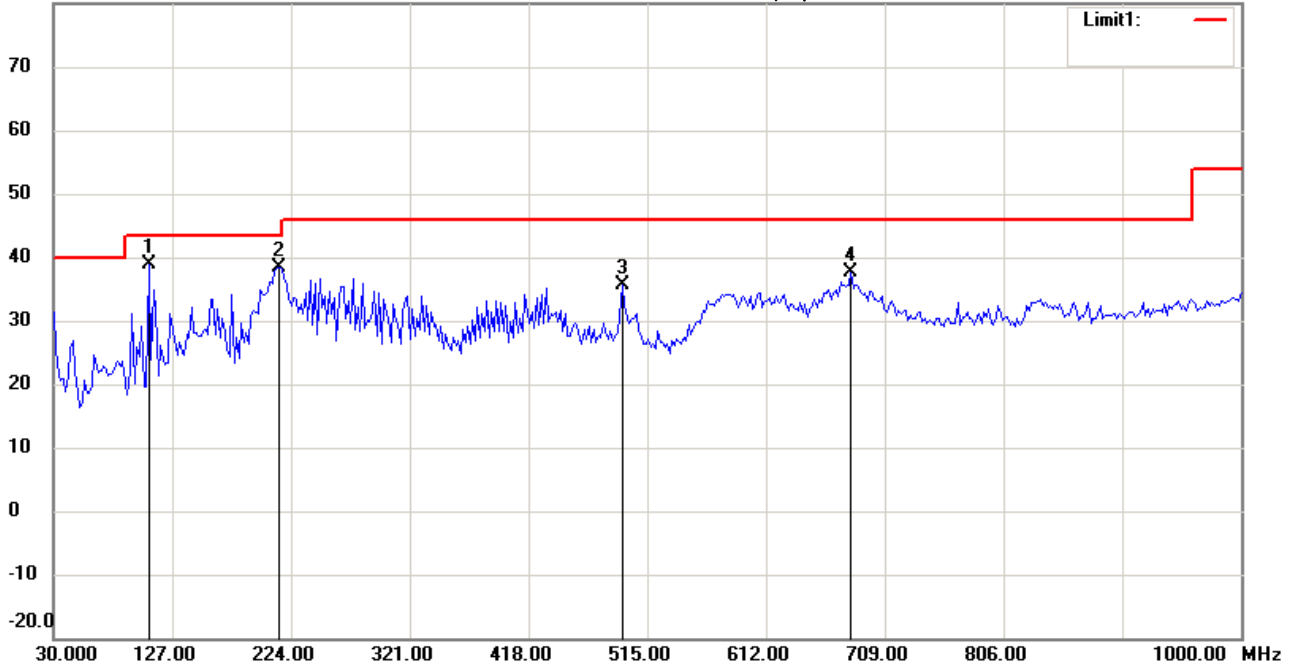
Date: 2016/9/2

Temperature:24 °C

80.0 dBuV/m

Time: 下午 08:06:27

Humidity:60 %



Site : Chamber

Condition : FCC_part 15 RE-Class B_30-1000MHz

EUT : W6M21608-16182

M/N:

Test Mode : RX 2441MHz

Note :

Polarization: *Horizontal*

Power : 4.2 Vd.c.

Distance: 3m

Mk.	Frequency (MHz)	Reading (dBuV)	Detector	Corr. factor (dB/m)	Result (dBuV/m)	Limit (dBuV/m)	Ant.Pos (cm)	Tab.Pos (deg.)	Margin (dB)	Comment
*	107.7554	46.47	peak	-7.53	38.94	43.50	100	335	-4.56	
	214.6692	48.18	peak	-9.73	38.45	43.50	100	105	-5.05	
	494.5892	38.31	peak	-2.66	35.65	46.00	100	180	-10.35	
	681.2024	36.96	peak	0.75	37.71	46.00	100	245	-8.29	



Radiated Emission Measurement

Operator: Roy

File :1

Data :#2

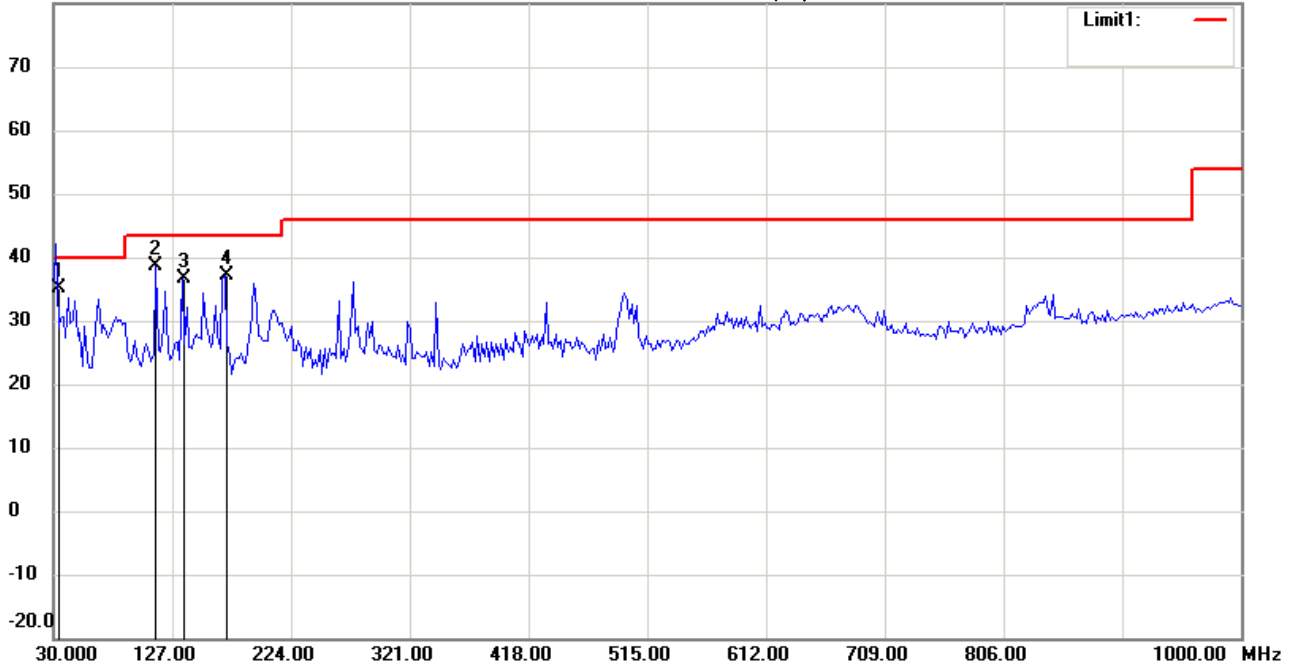
Date: 2016/9/2

Temperature:24 °C

80.0 dBuV/m

Time: 下午 08:07:12

Humidity:60 %



Site : Chamber

Condition : FCC_part 15 RE-Class B_30-1000MHz

Polarization: *Vertical*

EUT : W6M21608-16182

Power : 4.2 Vd.c.

M/N:

Distance: 3m

Test Mode : RX 2441MHz

Note :

Mk.	Frequency (MHz)	Reading (dBuV)	Detector	Corr. factor (dB/m)	Result (dBuV/m)	Limit (dBuV/m)	Ant.Pos (cm)	Tab.Pos (deg.)	Margin (dB)	Comment
*	31.9440	42.55	QP	-7.31	35.24	40.00	100	100	-4.76	
	113.5872	45.30	peak	-6.72	38.58	43.50	100	135	-4.92	
	134.9700	42.94	peak	-6.43	36.51	43.50	100	240	-6.99	
	169.9600	47.02	peak	-9.96	37.06	43.50	100	290	-6.44	



Radiated Emission Measurement

Operator: Roy

File :3

Data :#1

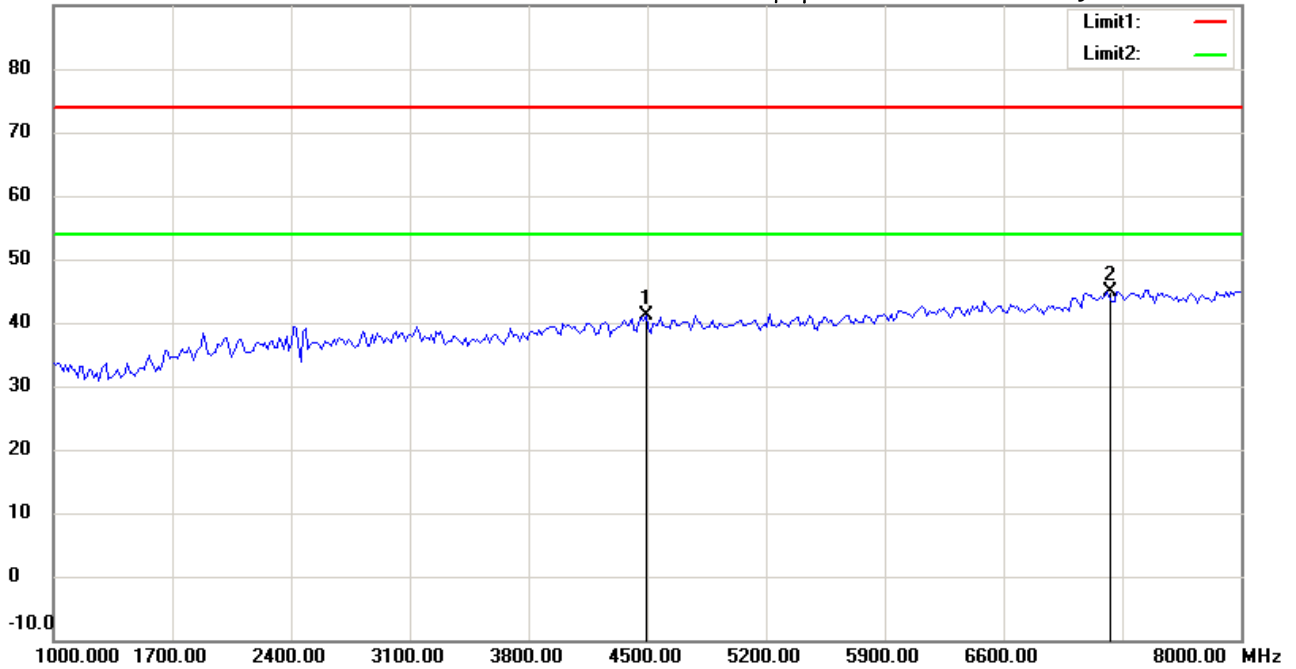
Date: 2016/9/2

Temperature:24 °C

90.0 dBuV/m

Time: 下午 09:37:58

Humidity:60 %



Site : Chamber

Condition : FCC_part 15 RE-Class B_Above 1GHz_PK

Polarization: *Horizontal*

EUT : W6M21608-16182

Power : 4.2 Vd.c.

M/N:

Distance: 3m

Test Mode : RX 2441MHz

Note :

Mk.	Frequency (MHz)	Reading (dBuV)	Detector	Corr. factor (dB/m)	Result (dBuV/m)	Limit (dBuV/m)	Ant.Pos (cm)	Tab.Pos (deg.)	Margin (dB)	Comment
	4492.986	41.62	peak	-0.61	41.01	74.00	100	110	-32.99	
*	7214.429	40.54	peak	4.27	44.81	74.00	100	165	-29.19	



Radiated Emission Measurement

Operator: Roy

File :3

Data :#5

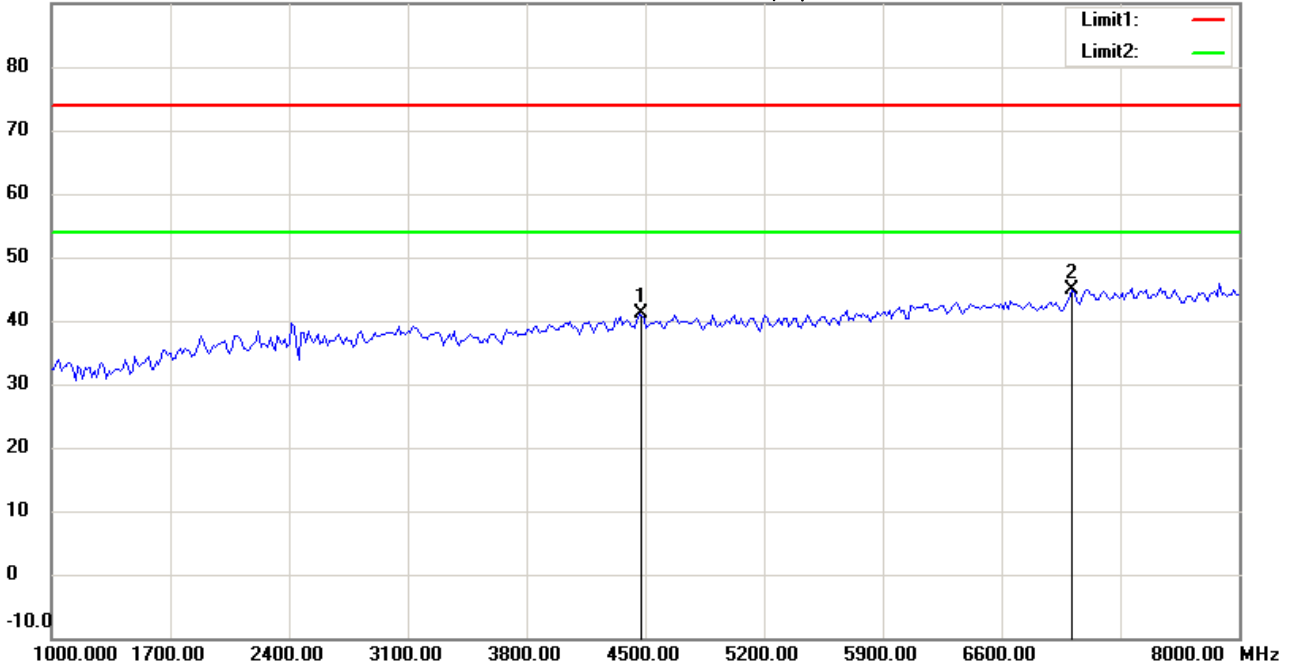
Date: 2016/9/2

Temperature:24 °C

90.0 dBuV/m

Time: 下午 09:38:54

Humidity:60 %



Site : Chamber

Condition : FCC_part 15 RE-Class B_Above 1GHz_PK

Polarization: *Vertical*

EUT : W6M21608-16182

Power : 4.2 Vd.c.

M/N:

Distance: 3m

Test Mode : RX 2441MHz

Note :

Mk.	Frequency (MHz)	Reading (dBuV)	Detector	Corr. factor (dB/m)	Result (dBuV/m)	Limit (dBuV/m)	Ant.Pos (cm)	Tab.Pos (deg.)	Margin (dB)	Comment
	4464.930	41.98	peak	-0.79	41.19	74.00	100	75	-32.81	
*	7018.036	40.56	peak	4.23	44.79	74.00	100	250	-29.21	



Radiated Emission Measurement

Operator: Roy

File :3

Data :#2

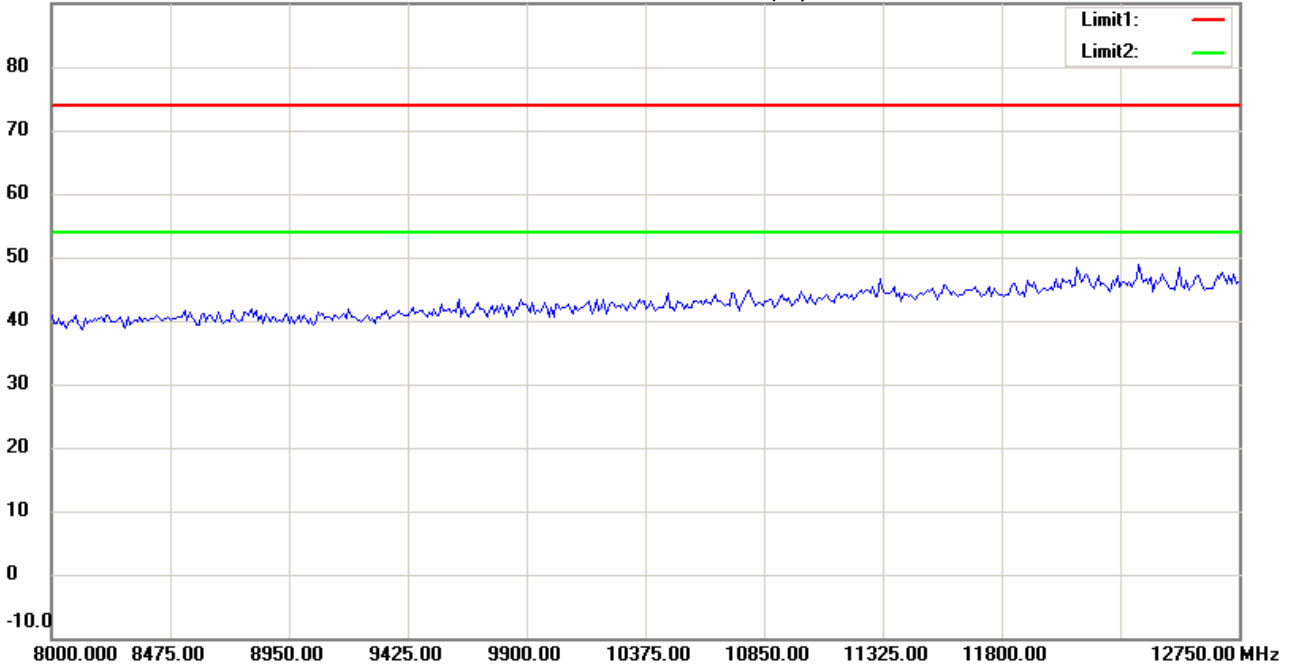
Date: 2016/9/2

Temperature:24 °C

90.0 dBuV/m

Time: 下午 09:38:10

Humidity:60 %



Site : Chamber

Condition : FCC_part 15 RE-Class B_Above 1GHz_PK

Polarization: *Horizontal*

EUT : W6M21608-16182

Power : 4.2 Vd.c.

M/N:

Distance: 3m

Test Mode : RX 2441MHz

Note :

Mk.	Frequency (MHz)	Reading (dBuV)	Detector	Corr. factor (dB/m)	Result (dBuV/m)	Limit (dBuV/m)	Ant.Pos (cm)	Tab.Pos (deg.)	Margin (dB)	Comment
-----	-----------------	----------------	----------	---------------------	-----------------	----------------	--------------	----------------	-------------	---------



Radiated Emission Measurement

Operator: Roy

File :3

Data :#6

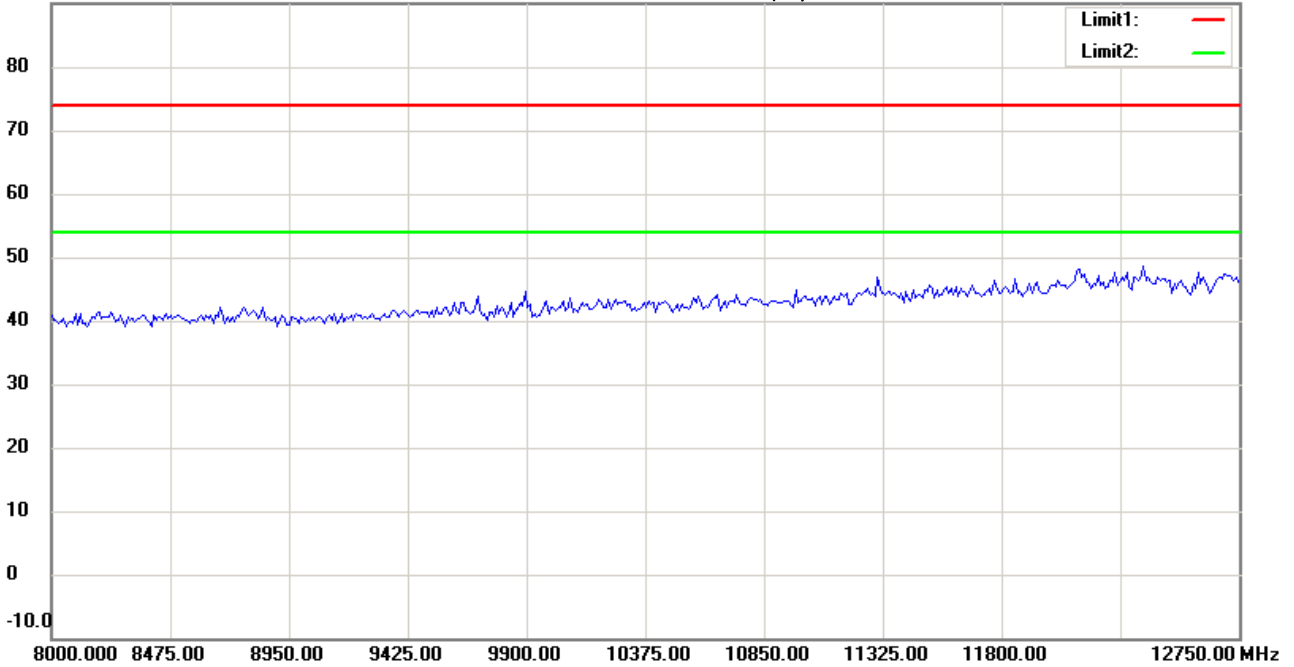
Date: 2016/9/2

Temperature:24 °C

90.0 dBuV/m

Time: 下午 09:39:07

Humidity:60 %



Site : Chamber

Condition : FCC_part 15 RE-Class B_Above 1GHz_PK

Polarization: *Vertical*

EUT : W6M21608-16182

Power : 4.2 Vd.c.

M/N:

Distance: 3m

Test Mode : RX 2441MHz

Note :

Mk.	Frequency (MHz)	Reading (dBuV)	Detector	Corr. factor (dB/m)	Result (dBuV/m)	Limit (dBuV/m)	Ant.Pos (cm)	Tab.Pos (deg.)	Margin (dB)	Comment
-----	-----------------	----------------	----------	---------------------	-----------------	----------------	--------------	----------------	-------------	---------



Radiated Emission Measurement

Operator: Roy

File :3

Data :#3

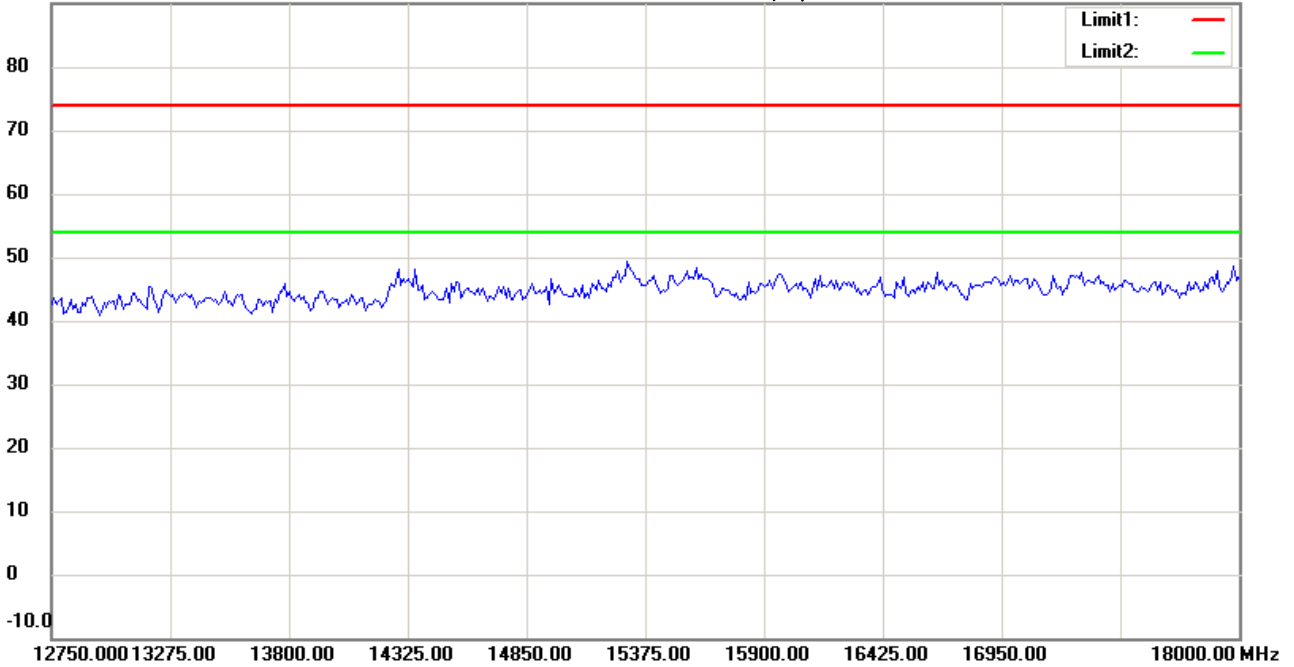
Date: 2016/9/2

Temperature:24 °C

90.0 dBuV/m

Time: 下午 09:38:36

Humidity:60 %



Site : Chamber

Condition : FCC_part 15 RE-Class B_Above 1GHz_PK

Polarization: *Horizontal*

EUT : W6M21608-16182

Power : 4.2 Vd.c.

M/N:

Distance: 3m

Test Mode : RX 2441MHz

Note :

Mk.	Frequency (MHz)	Reading (dBuV)	Detector	Corr. factor (dB/m)	Result (dBuV/m)	Limit (dBuV/m)	Ant.Pos (cm)	Tab.Pos (deg.)	Margin (dB)	Comment
-----	-----------------	----------------	----------	---------------------	-----------------	----------------	--------------	----------------	-------------	---------



Radiated Emission Measurement

Operator: Roy

File :3

Data :#7

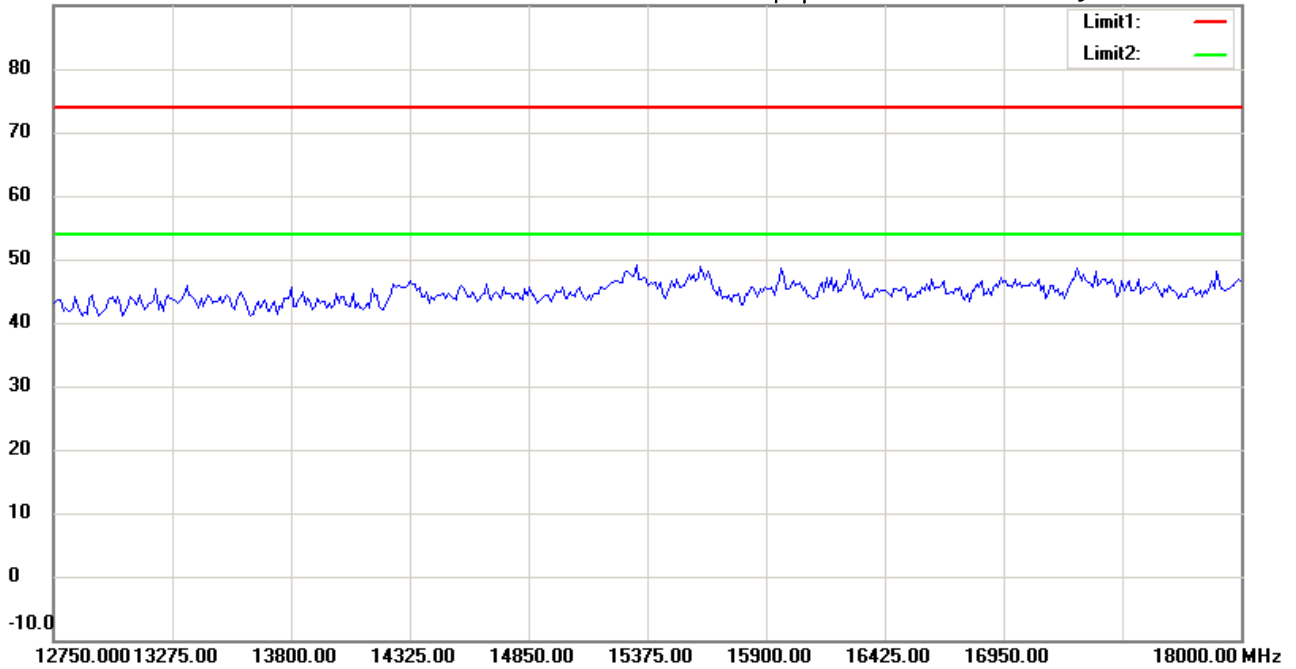
Date: 2016/9/2

Temperature:24 °C

90.0 dBuV/m

Time: 下午 09:39:32

Humidity:60 %



Site : Chamber

Condition : FCC_part 15 RE-Class B_Above 1GHz_PK

Polarization: *Vertical*

EUT : W6M21608-16182

Power : 4.2 Vd.c.

M/N:

Distance: 3m

Test Mode : RX 2441MHz

Note :

Mk.	Frequency (MHz)	Reading (dBuV)	Detector	Corr. factor (dB/m)	Result (dBuV/m)	Limit (dBuV/m)	Ant.Pos (cm)	Tab.Pos (deg.)	Margin (dB)	Comment
-----	-----------------	----------------	----------	---------------------	-----------------	----------------	--------------	----------------	-------------	---------



Radiated Emission Measurement

Operator: Roy

File :3

Data :#4

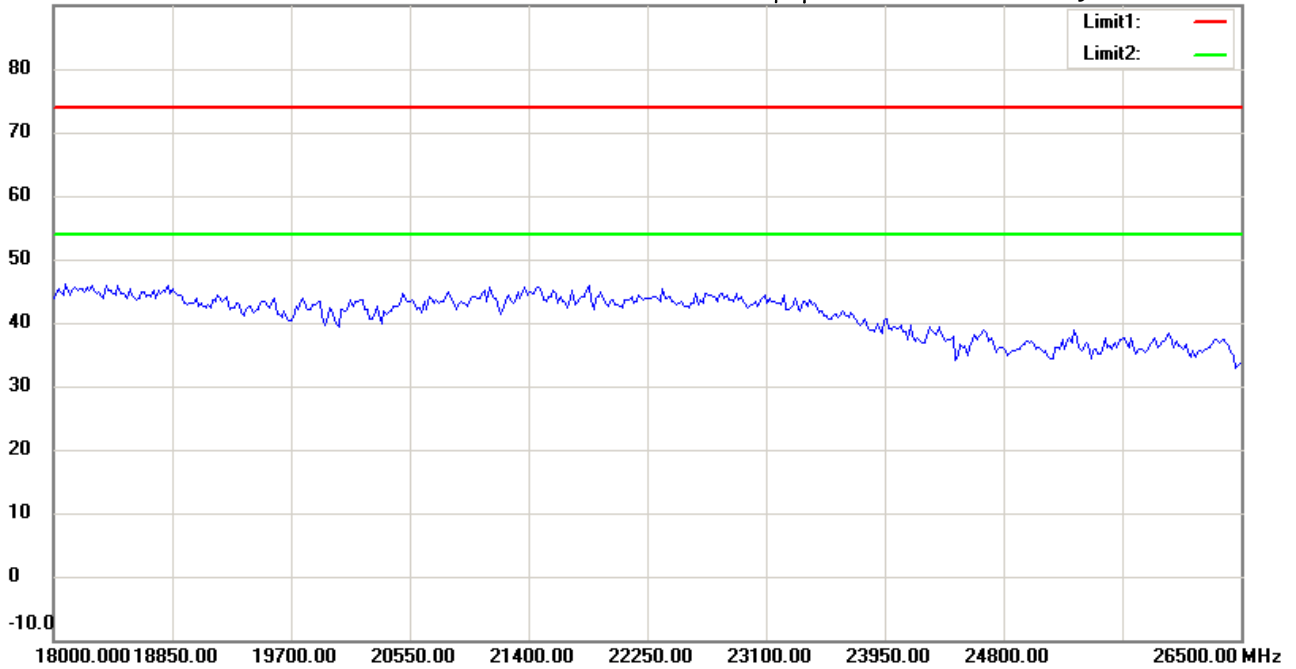
Date: 2016/9/2

Temperature:24 °C

90.0 dBuV/m

Time: 下午 09:38:46

Humidity:60 %



Site : Chamber

Condition : FCC_part 15 RE-Class B_Above 1GHz_PK

EUT : W6M21608-16182

M/N:

Test Mode : RX 2441MHz

Note :

Polarization: *Horizontal*

Power : 4.2 Vd.c.

Distance: 3m

Mk.	Frequency (MHz)	Reading (dBuV)	Detector	Corr. factor (dB/m)	Result (dBuV/m)	Limit (dBuV/m)	Ant.Pos (cm)	Tab.Pos (deg.)	Margin (dB)	Comment
-----	-----------------	----------------	----------	---------------------	-----------------	----------------	--------------	----------------	-------------	---------



Radiated Emission Measurement

Operator: Roy

File :3

Data :#8

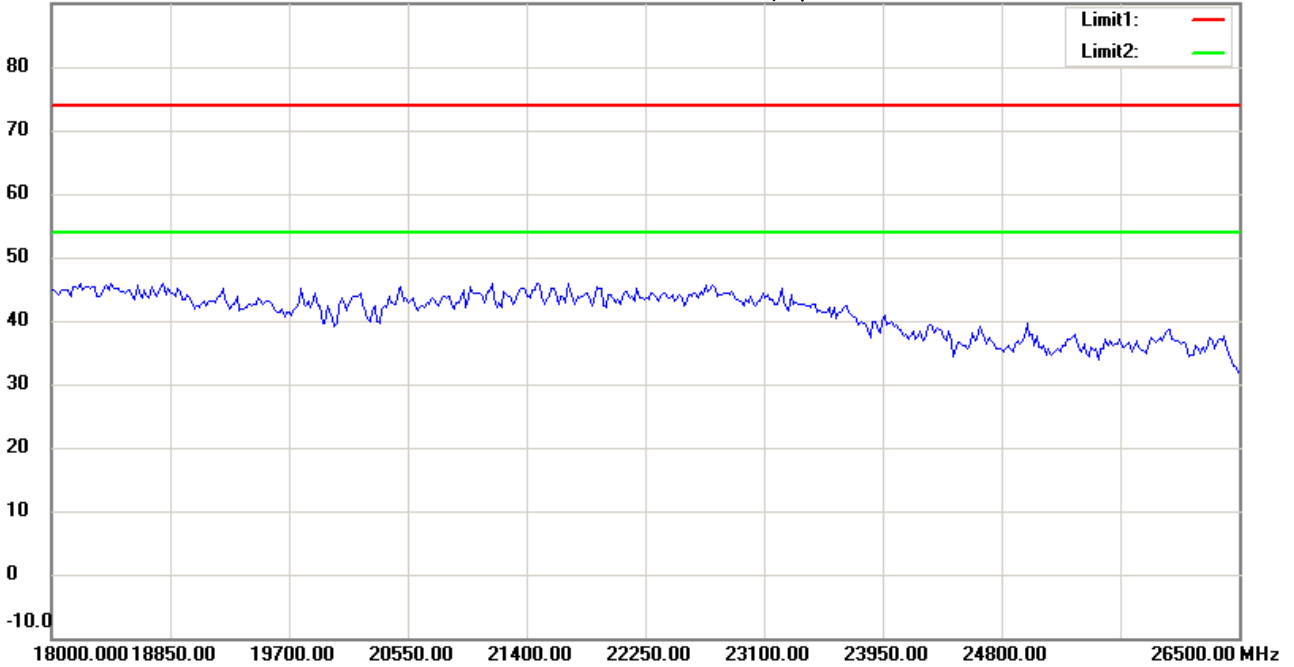
Date: 2016/9/2

Temperature:24 °C

90.0 dBuV/m

Time: 下午 09:39:43

Humidity:60 %



Site : Chamber

Condition : FCC_part 15 RE-Class B_Above 1GHz_PK

Polarization: *Vertical*

EUT : W6M21608-16182

Power : 4.2 Vd.c.

M/N:

Distance: 3m

Test Mode : RX 2441MHz

Note :

Mk.	Frequency (MHz)	Reading (dBuV)	Detector	Corr. factor (dB/m)	Result (dBuV/m)	Limit (dBuV/m)	Ant.Pos (cm)	Tab.Pos (deg.)	Margin (dB)	Comment
-----	-----------------	----------------	----------	---------------------	-----------------	----------------	--------------	----------------	-------------	---------



Radiated Emission Measurement

Operator: Roy

File :1

Data :#1

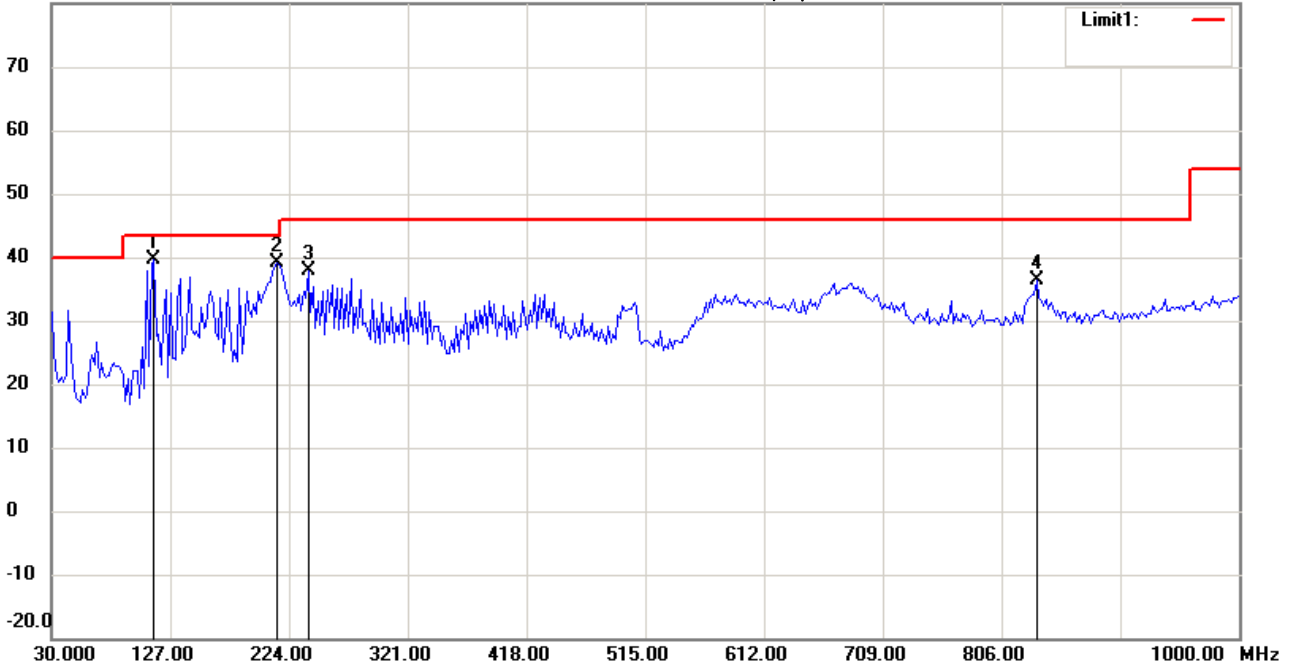
Date: 2016/9/2

Temperature:24 °C

80.0 dBuV/m

Time: 下午 08:09:05

Humidity:60 %



Site : Chamber

Condition : FCC_part 15 RE-Class B_30-1000MHz

EUT : W6M21608-16182

M/N:

Test Mode : RX 2480MHz

Note :

Polarization: *Horizontal*

Power : 4.2 Vd.c.

Distance: 3m

Mk.	Frequency (MHz)	Reading (dBuV)	Detector	Corr. factor (dB/m)	Result (dBuV/m)	Limit (dBuV/m)	Ant.Pos (cm)	Tab.Pos (deg.)	Margin (dB)	Comment
*	113.5871	46.40	peak	-6.72	39.68	43.50	100	240	-3.82	
	214.6692	48.86	peak	-9.73	39.13	43.50	100	315	-4.37	
	239.9398	46.10	peak	-8.12	37.98	46.00	100	150	-8.02	
	834.7693	33.18	peak	3.13	36.31	46.00	100	290	-9.69	



Radiated Emission Measurement

Operator: Roy

File :1

Data :#2

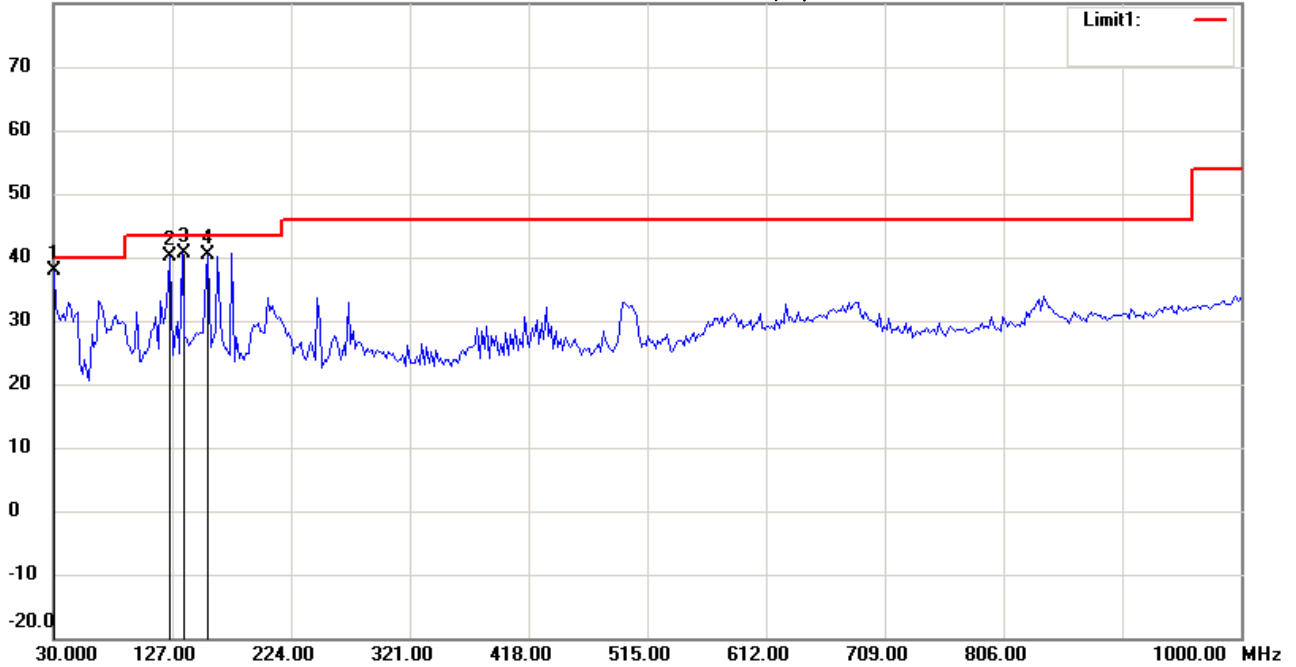
Date: 2016/9/2

Temperature:24 °C

80.0 dBuV/m

Time: 下午 08:10:09

Humidity:60 %



Site : Chamber

Condition : FCC_part 15 RE-Class B_30-1000MHz

EUT : W6M21608-16182

M/N:

Test Mode : RX 2480MHz

Note :

Polarization: *Vertical*

Power : 4.2 Vd.c.

Distance: 3m

Mk.	Frequency (MHz)	Reading (dBuV)	Detector	Corr. factor (dB/m)	Result (dBuV/m)	Limit (dBuV/m)	Ant.Pos (cm)	Tab.Pos (deg.)	Margin (dB)	Comment
*	30.0000	45.04	peak	-7.21	37.83	40.00	100	170	-2.17	
	125.2505	46.42	peak	-6.22	40.20	43.50	100	310	-3.30	
	134.9700	46.99	peak	-6.43	40.56	43.50	100	105	-2.94	
	156.3527	48.78	peak	-8.40	40.38	43.50	100	260	-3.12	



Radiated Emission Measurement

Operator: Roy

File :3

Data :#1

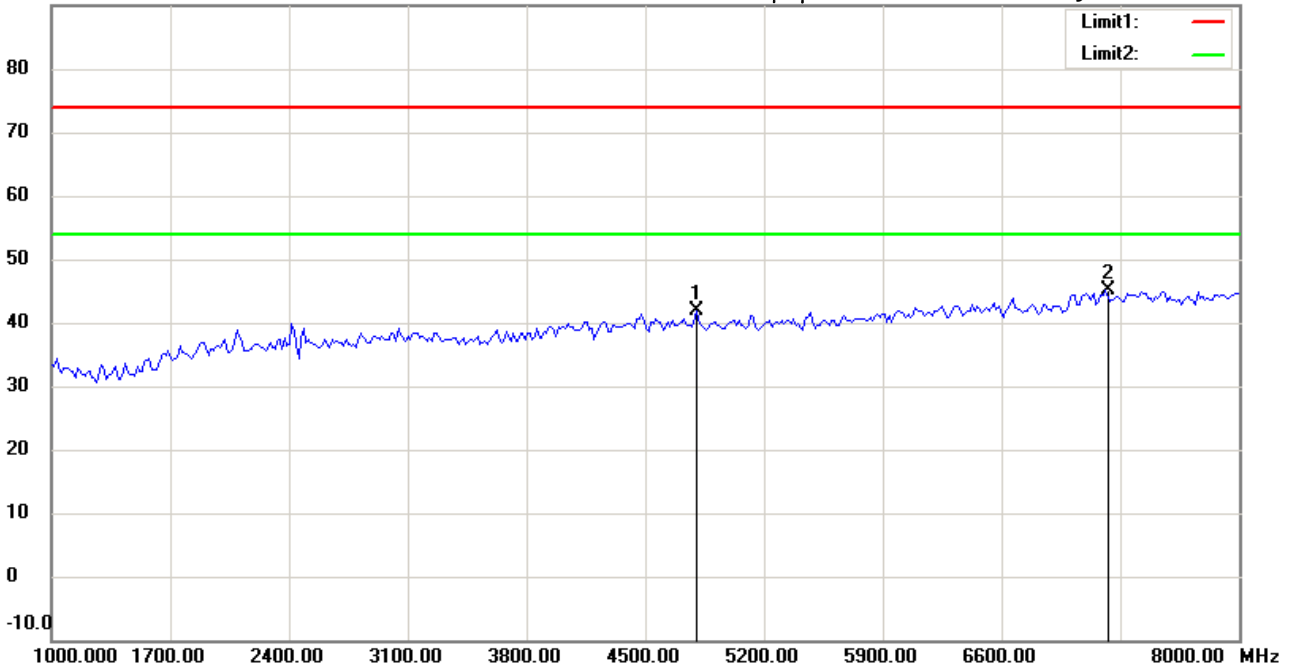
Date: 2016/9/2

Temperature:24 °C

90.0 dBuV/m

Time: 下午 09:40:23

Humidity:60 %



Site : Chamber

Condition : FCC_part 15 RE-Class B_Above 1GHz_PK

Polarization: *Horizontal*

EUT : W6M21608-16182

Power : 4.2 Vd.c.

M/N:

Distance: 3m

Test Mode : RX 2480MHz

Note :

Mk.	Frequency (MHz)	Reading (dBuV)	Detector	Corr. factor (dB/m)	Result (dBuV/m)	Limit (dBuV/m)	Ant.Pos (cm)	Tab.Pos (deg.)	Margin (dB)	Comment
	4801.603	42.45	peak	-0.60	41.85	74.00	100	80	-32.15	
*	7214.429	40.75	peak	4.27	45.02	74.00	100	205	-28.98	



Radiated Emission Measurement

Operator: Roy

File :3

Data :#5

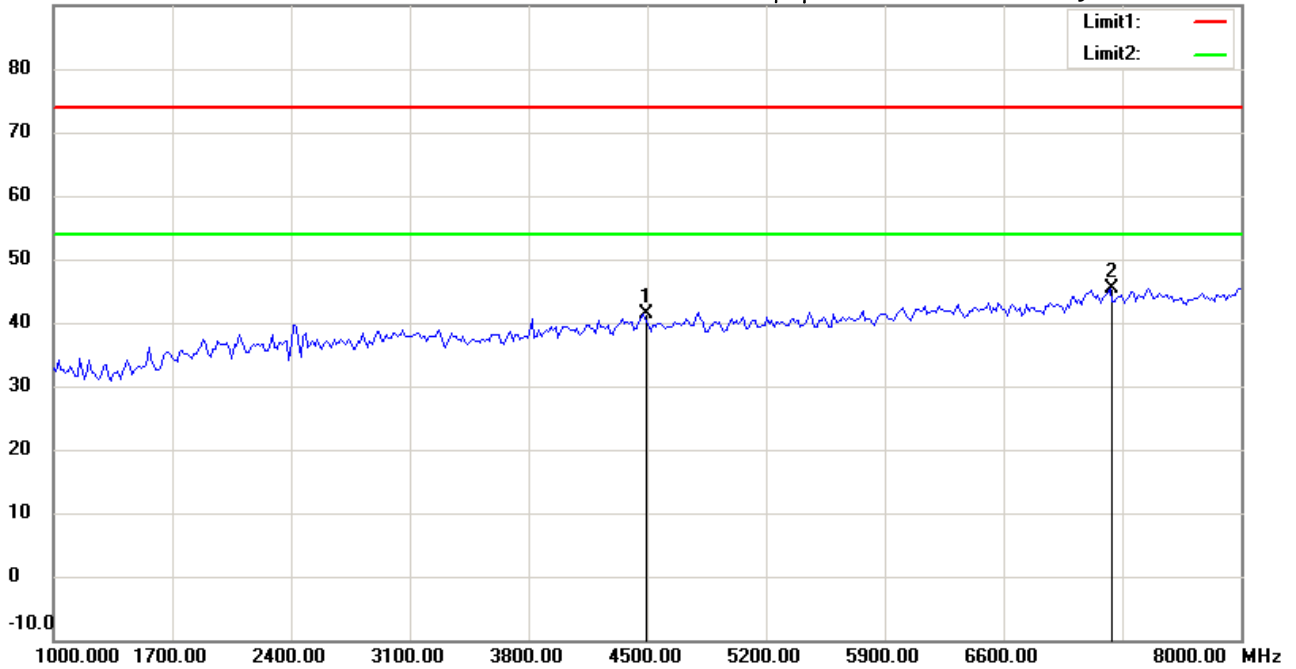
Date: 2016/9/2

Temperature:24 °C

90.0 dBuV/m

Time: 下午 09:41:20

Humidity:60 %



Site : Chamber

Condition : FCC_part 15 RE-Class B_Above 1GHz_PK

Polarization: *Vertical*

EUT : W6M21608-16182

Power : 4.2 Vd.c.

M/N:

Distance: 3m

Test Mode : RX 2480MHz

Note :

Mk.	Frequency (MHz)	Reading (dBuV)	Detector	Corr. factor (dB/m)	Result (dBuV/m)	Limit (dBuV/m)	Ant.Pos (cm)	Tab.Pos (deg.)	Margin (dB)	Comment
	4478.958	42.00	peak	-0.70	41.30	74.00	100	25	-32.70	
*	7228.457	41.15	peak	4.28	45.43	74.00	100	140	-28.57	



Radiated Emission Measurement

Operator: Roy

File :3

Data :#2

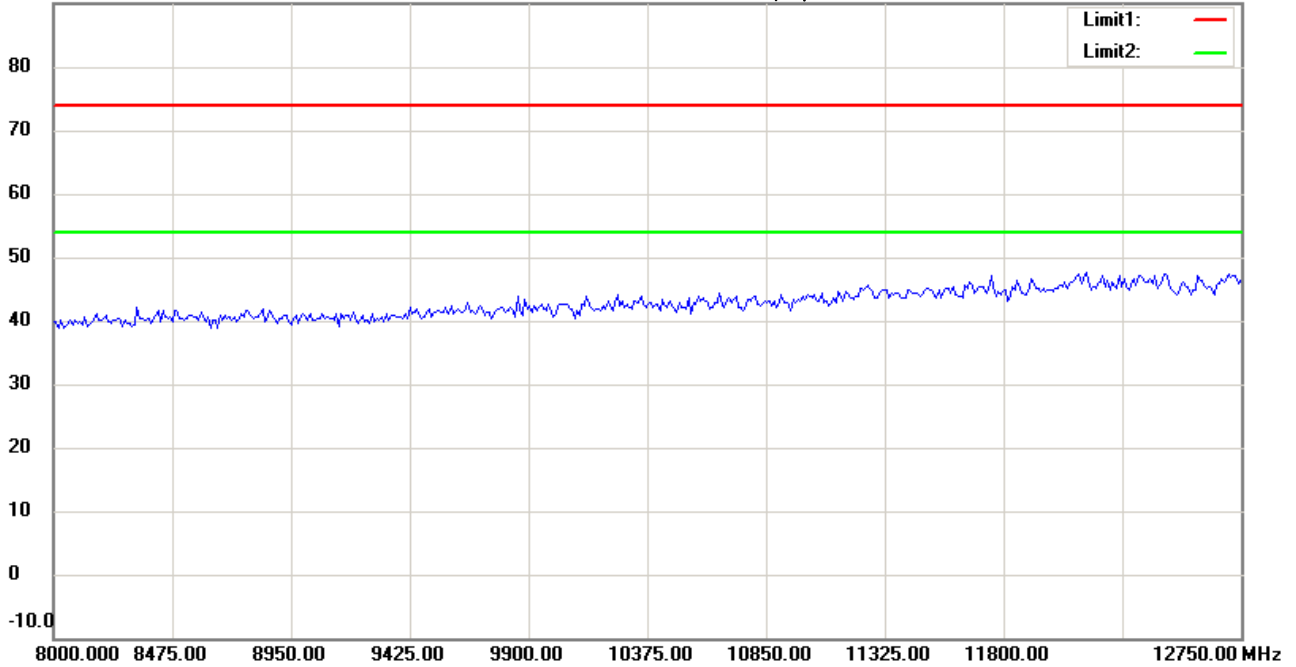
Date: 2016/9/2

Temperature:24 °C

90.0 dBuV/m

Time: 下午 09:40:36

Humidity:60 %



Site : Chamber

Condition : FCC_part 15 RE-Class B_Above 1GHz_PK

Polarization: *Horizontal*

EUT : W6M21608-16182

Power : 4.2 Vd.c.

M/N:

Distance: 3m

Test Mode : RX 2480MHz

Note :

Mk.	Frequency (MHz)	Reading (dBuV)	Detector	Corr. factor (dB/m)	Result (dBuV/m)	Limit (dBuV/m)	Ant.Pos (cm)	Tab.Pos (deg.)	Margin (dB)	Comment
-----	-----------------	----------------	----------	---------------------	-----------------	----------------	--------------	----------------	-------------	---------



Radiated Emission Measurement

Operator: Roy

File :3

Data :#6

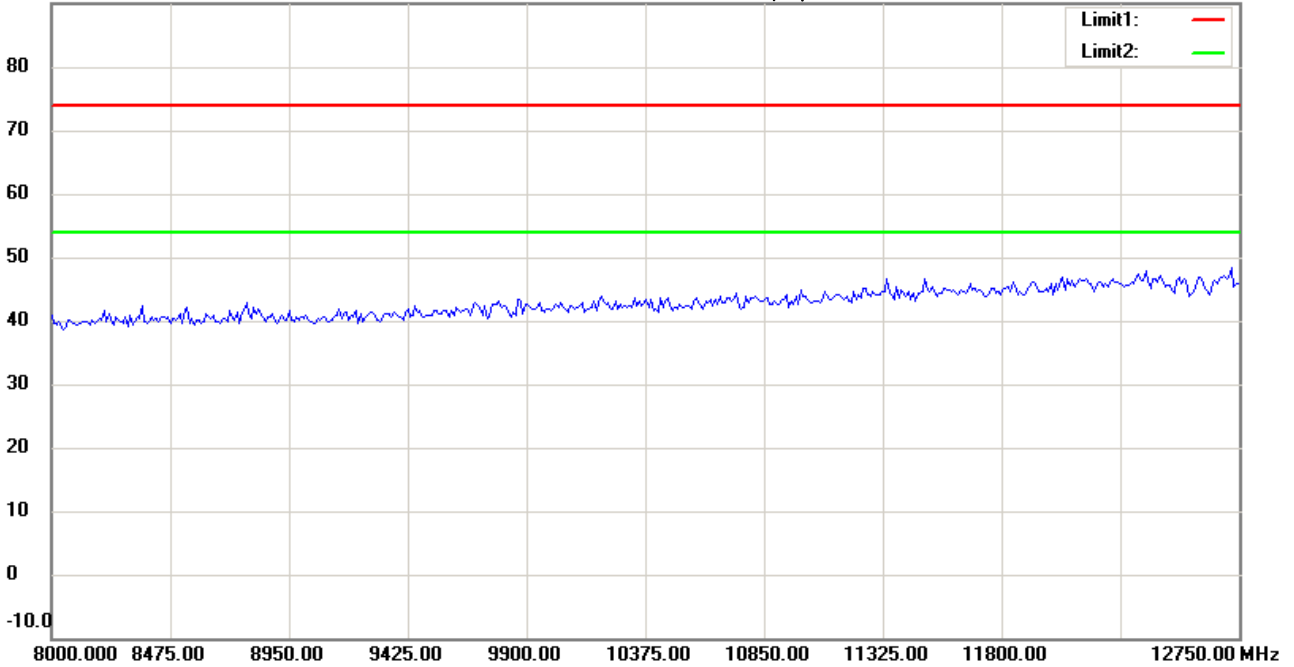
Date: 2016/9/2

Temperature:24 °C

90.0 dBuV/m

Time: 下午 09:41:33

Humidity:60 %



Site : Chamber

Condition : FCC_part 15 RE-Class B_Above 1GHz_PK

Polarization: *Vertical*

EUT : W6M21608-16182

Power : 4.2 Vd.c.

M/N:

Distance: 3m

Test Mode : RX 2480MHz

Note :

Mk.	Frequency (MHz)	Reading (dBuV)	Detector	Corr. factor (dB/m)	Result (dBuV/m)	Limit (dBuV/m)	Ant.Pos (cm)	Tab.Pos (deg.)	Margin (dB)	Comment
-----	-----------------	----------------	----------	---------------------	-----------------	----------------	--------------	----------------	-------------	---------



Radiated Emission Measurement

Operator: Roy

File :3

Data :#3

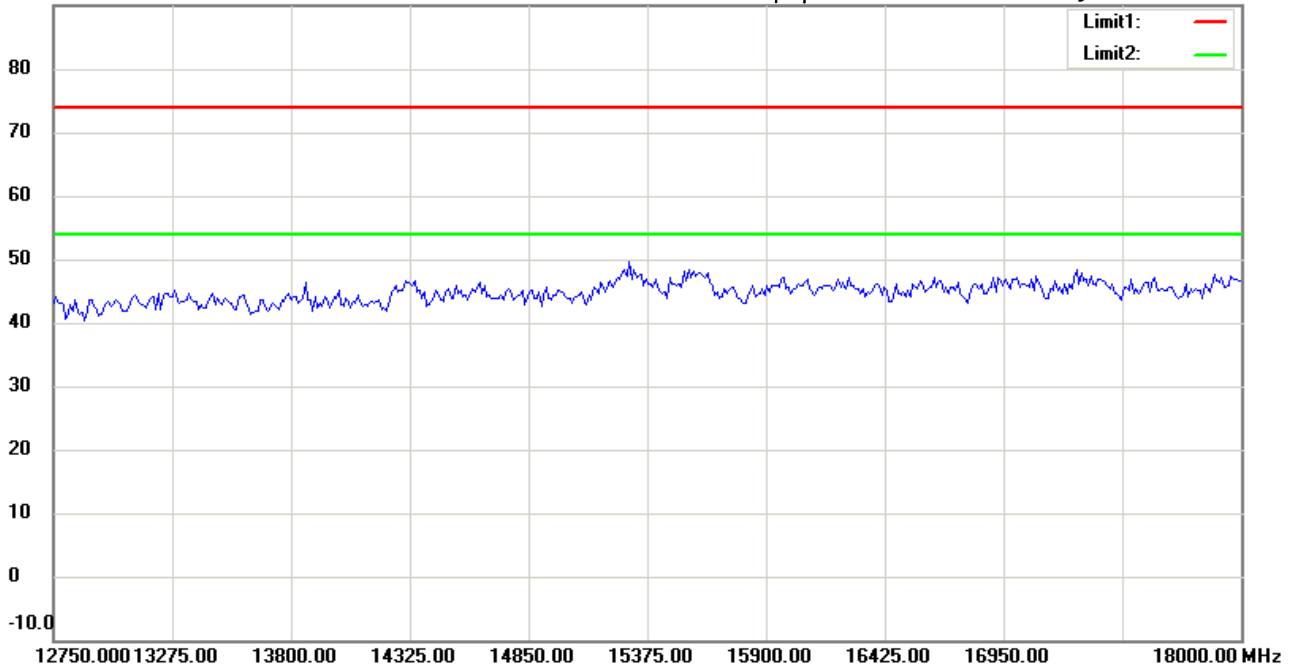
Date: 2016/9/2

Temperature:24 °C

90.0 dBuV/m

Time: 下午 09:41:01

Humidity:60 %



Site : Chamber

Condition : FCC_part 15 RE-Class B_Above 1GHz_PK

Polarization: *Horizontal*

EUT : W6M21608-16182

Power : 4.2 Vd.c.

M/N:

Distance: 3m

Test Mode : RX 2480MHz

Note :

Mk.	Frequency (MHz)	Reading (dBuV)	Detector	Corr. factor (dB/m)	Result (dBuV/m)	Limit (dBuV/m)	Ant.Pos (cm)	Tab.Pos (deg.)	Margin (dB)	Comment
-----	-----------------	----------------	----------	---------------------	-----------------	----------------	--------------	----------------	-------------	---------



Radiated Emission Measurement

Operator: Roy

File :3

Data :#7

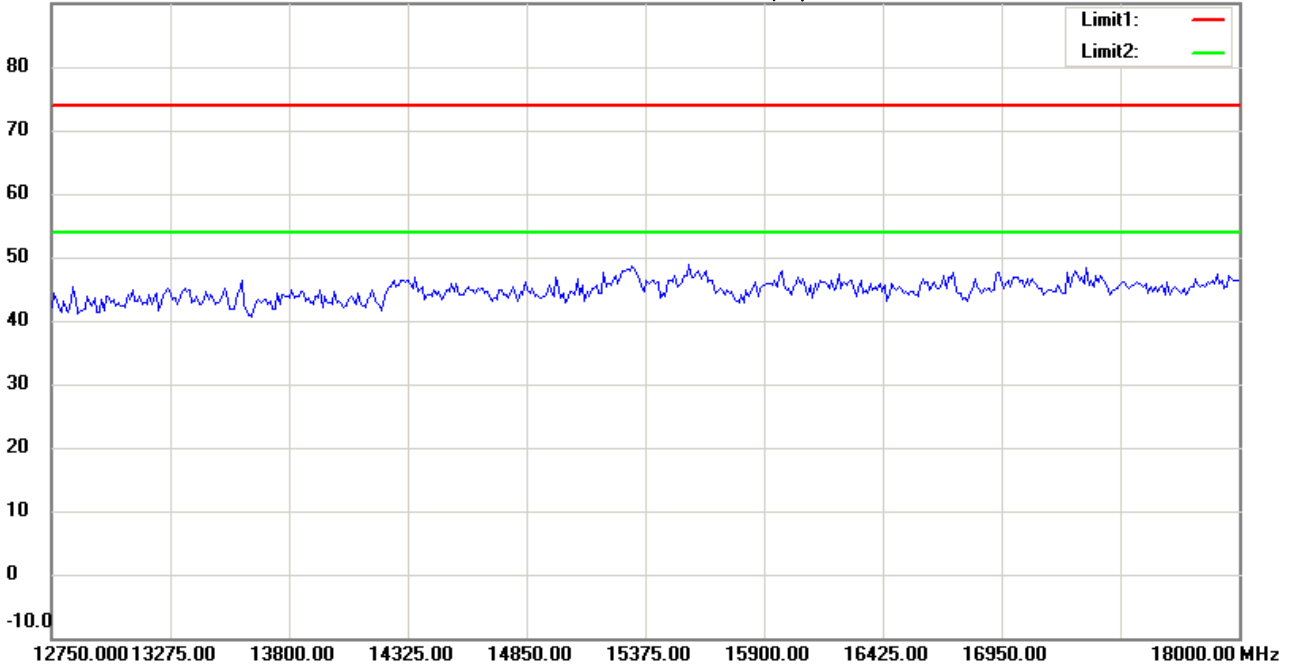
Date: 2016/9/2

Temperature:24 °C

90.0 dBuV/m

Time: 下午 09:41:58

Humidity:60 %



Site : Chamber

Condition : FCC_part 15 RE-Class B_Above 1GHz_PK

Polarization: *Vertical*

EUT : W6M21608-16182

Power : 4.2 Vd.c.

M/N:

Distance: 3m

Test Mode : RX 2480MHz

Note :

Mk.	Frequency (MHz)	Reading (dBuV)	Detector	Corr. factor (dB/m)	Result (dBuV/m)	Limit (dBuV/m)	Ant.Pos (cm)	Tab.Pos (deg.)	Margin (dB)	Comment
-----	-----------------	----------------	----------	---------------------	-----------------	----------------	--------------	----------------	-------------	---------



Radiated Emission Measurement

Operator: Roy

File :3

Data :#4

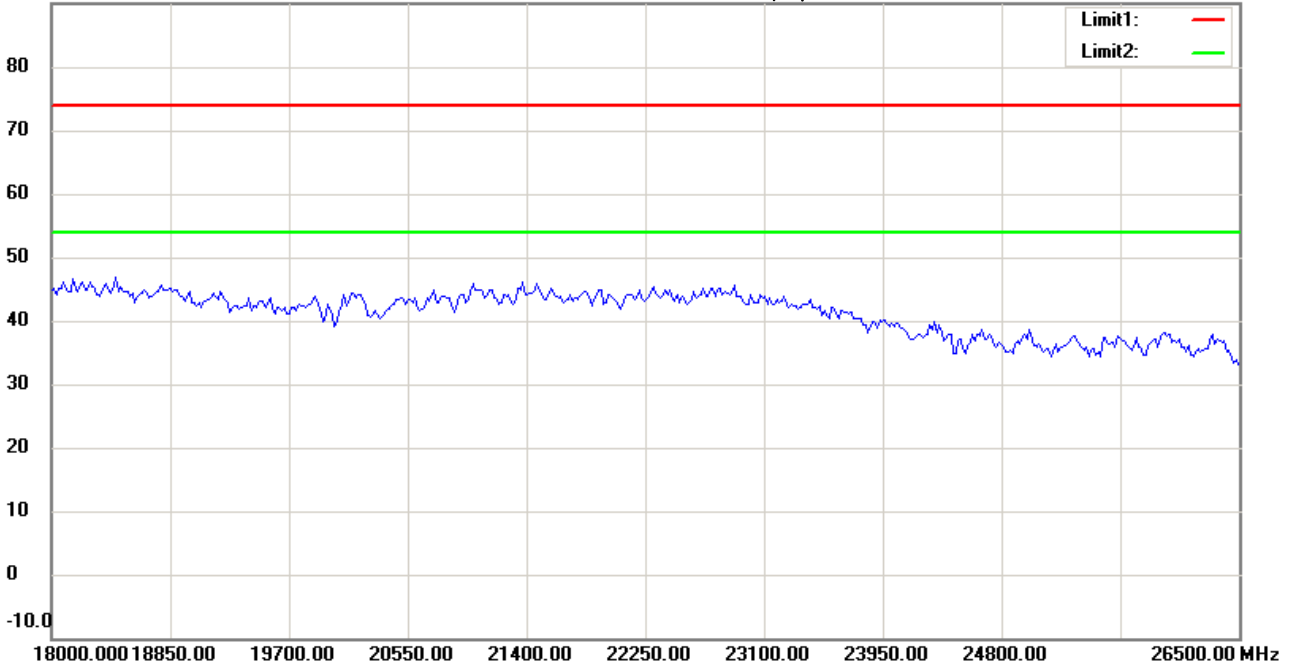
Date: 2016/9/2

Temperature:24 °C

90.0 dBuV/m

Time: 下午 09:41:11

Humidity:60 %



Site : Chamber

Condition : FCC_part 15 RE-Class B_Above 1GHz_PK

EUT : W6M21608-16182

M/N:

Test Mode : RX 2480MHz

Note :

Polarization: *Horizontal*

Power : 4.2 Vd.c.

Distance: 3m

Mk.	Frequency (MHz)	Reading (dBuV)	Detector	Corr. factor (dB/m)	Result (dBuV/m)	Limit (dBuV/m)	Ant.Pos (cm)	Tab.Pos (deg.)	Margin (dB)	Comment
-----	-----------------	----------------	----------	---------------------	-----------------	----------------	--------------	----------------	-------------	---------



Radiated Emission Measurement

Operator: Roy

File :3

Data :#8

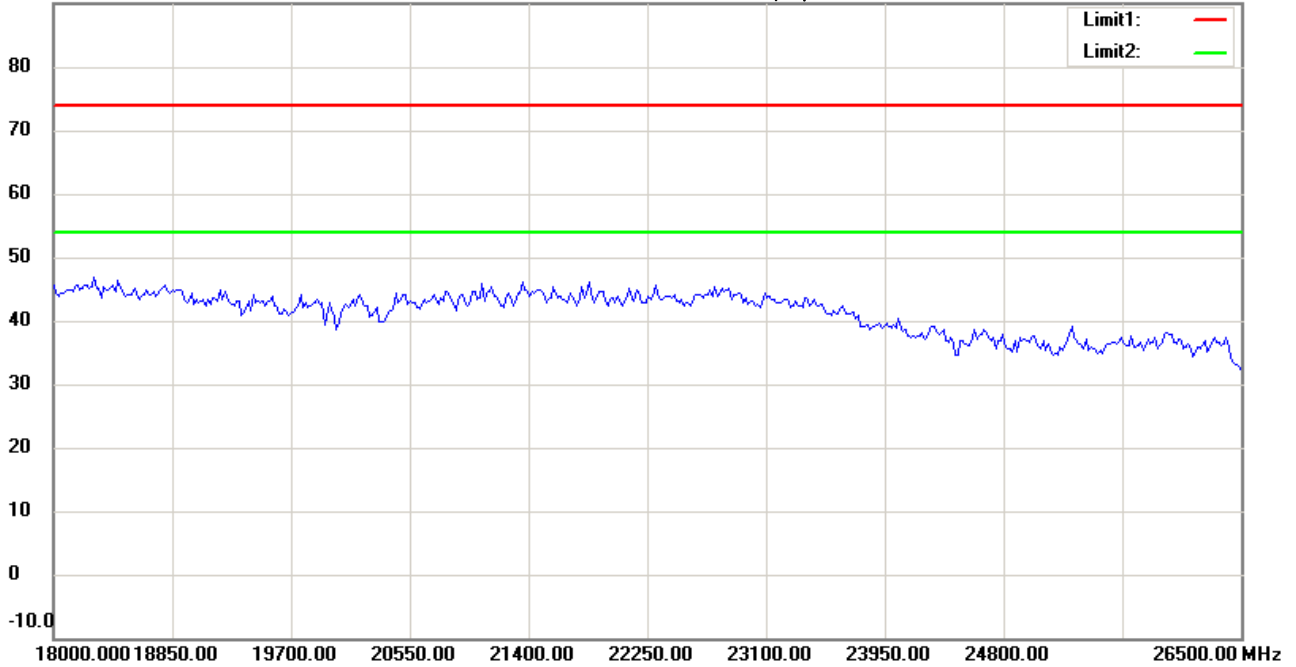
Date: 2016/9/2

Temperature:24 °C

90.0 dBuV/m

Time: 下午 09:42:08

Humidity:60 %



Site : Chamber

Condition : FCC_part 15 RE-Class B_Above 1GHz_PK

EUT : W6M21608-16182

M/N:

Test Mode : RX 2480MHz

Note :

Polarization: *Vertical*

Power : 4.2 Vd.c.

Distance: 3m

Mk.	Frequency (MHz)	Reading (dBuV)	Detector	Corr. factor (dB/m)	Result (dBuV/m)	Limit (dBuV/m)	Ant.Pos (cm)	Tab.Pos (deg.)	Margin (dB)	Comment
-----	-----------------	----------------	----------	---------------------	-----------------	----------------	--------------	----------------	-------------	---------

Low Energy RX



Address:6F.,No.58,Ln 188,Ruey Kuang Rd,Neihu,Taipei
Tel:+886-2-6606-8877 Fax:+886-2-6606-8875

Radiated Emission Measurement

Operator: Roy

File :1

Data :#1

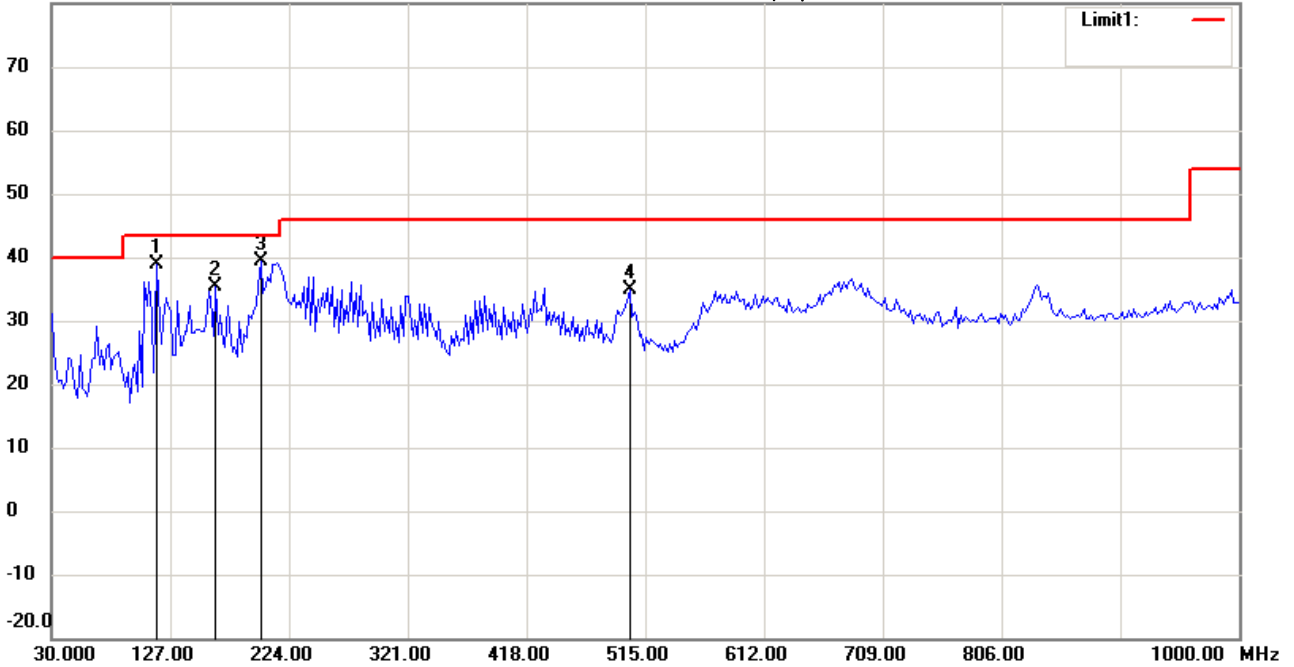
Date: 2016/9/2

Temperature:24 °C

80.0 dBuV/m

Time: 下午 08:01:39

Humidity:60 %



Site : Chamber

Condition : FCC_part 15 RE-Class B_30-1000MHz

EUT : W6M21608-16182

M/N:

Test Mode : RX 2402MHz

Note :

Polarization: *Horizontal*

Power : 4.2 Vd.c.

Distance: 3m

Mk.	Frequency (MHz)	Reading (dBuV)	Detector	Corr. factor (dB/m)	Result (dBuV/m)	Limit (dBuV/m)	Ant.Pos (cm)	Tab.Pos (deg.)	Margin (dB)	Comment
	115.5310	45.52	peak	-6.58	38.94	43.50	100	290	-4.56	
	164.1282	44.56	peak	-9.30	35.26	43.50	100	30	-8.24	
*	201.0620	49.54	peak	-10.23	39.31	43.50	100	100	-4.19	
	502.3647	37.54	peak	-2.58	34.96	46.00	100	185	-11.04	

*:Maximum data x:Over limit !:over margin



Radiated Emission Measurement

Operator: Roy

File :1

Data :#2

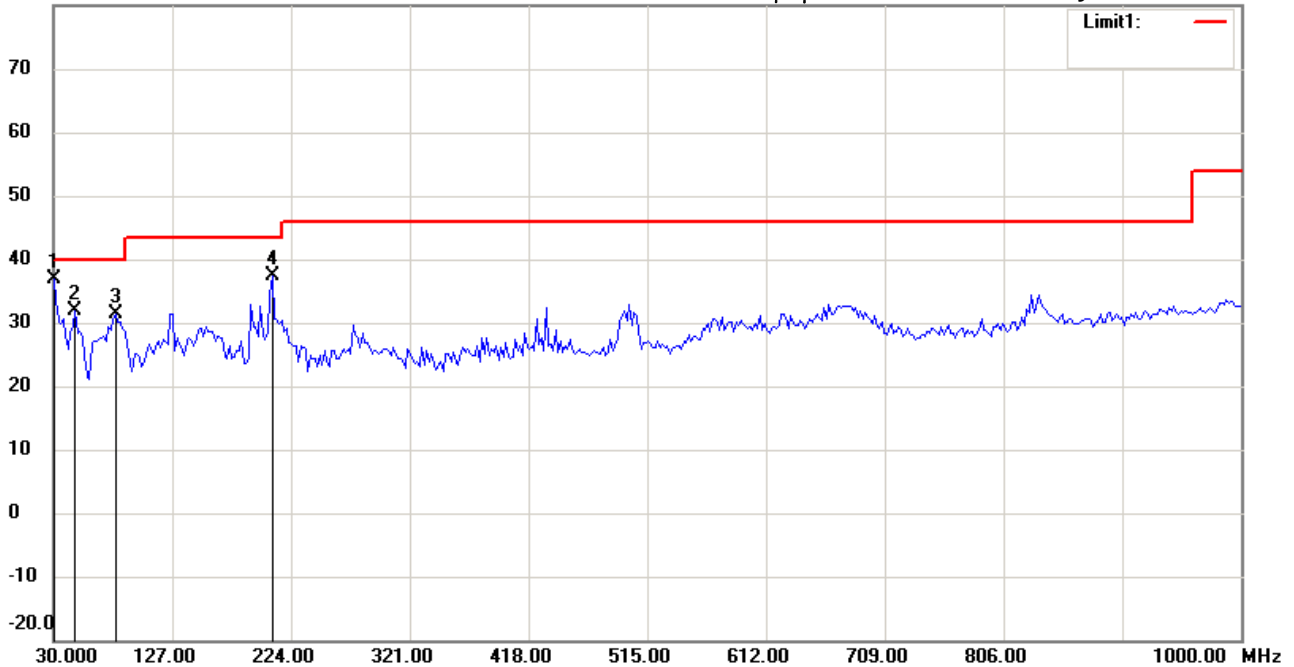
Date: 2016/9/2

Temperature:24 °C

80.0 dBuV/m

Time: 下午 08:02:24

Humidity:60 %



Site : Chamber

Condition : FCC_part 15 RE-Class B_30-1000MHz

EUT : W6M21608-16182

M/N:

Test Mode : RX 2402MHz

Note :

Polarization: *Vertical*

Power : 4.2 Vd.c.

Distance: 3m

Mk.	Frequency (MHz)	Reading (dBuV)	Detector	Corr. factor (dB/m)	Result (dBuV/m)	Limit (dBuV/m)	Ant.Pos (cm)	Tab.Pos (deg.)	Margin (dB)	Comment
*	30.0000	44.16	peak	-7.21	36.95	40.00	100	280	-3.05	
	47.4950	41.09	peak	-9.26	31.83	40.00	100	65	-8.17	
	80.5411	44.48	peak	-13.07	31.41	40.00	100	225	-8.59	
	208.8377	47.30	peak	-9.91	37.39	43.50	100	150	-6.11	



Radiated Emission Measurement

Operator: Roy

File :3

Data :#1

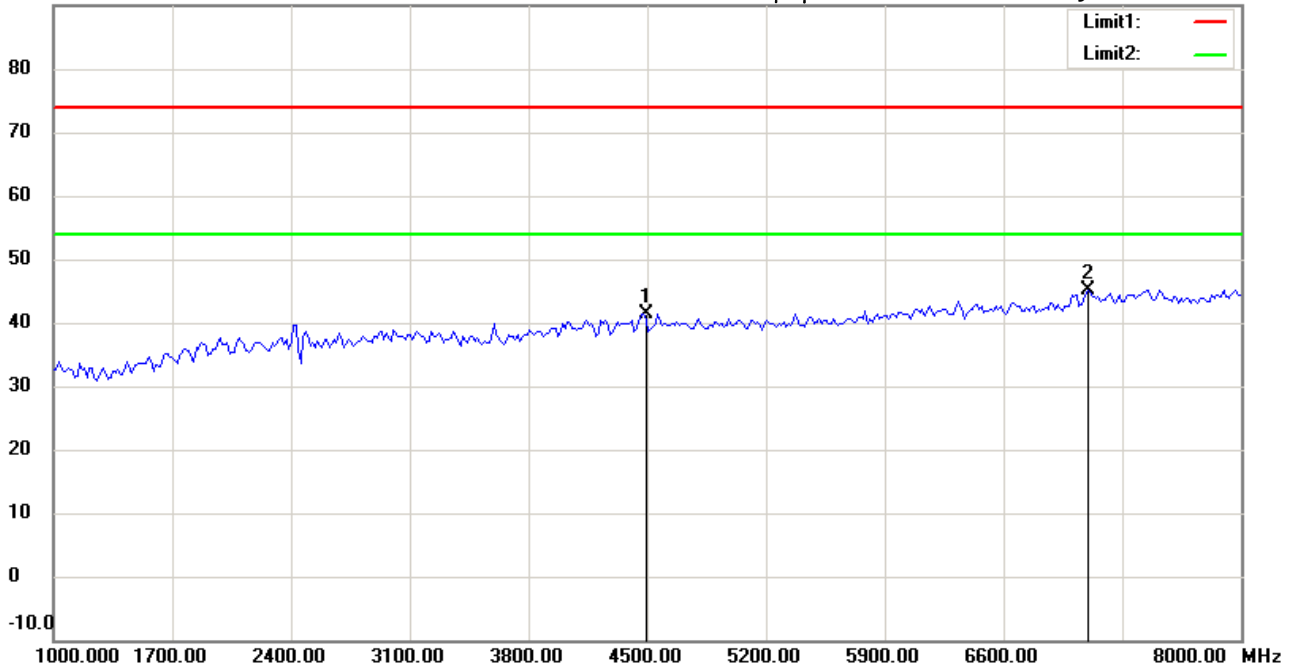
Date: 2016/9/2

Temperature:24 °C

90.0 dBuV/m

Time: 下午 09:49:56

Humidity:60 %



Site : Chamber

Condition : FCC_part 15 RE-Class B_Above 1GHz_PK

Polarization: *Horizontal*

EUT : W6M21608-16182

Power : 4.2 Vd.c.

M/N:

Distance: 3m

Test Mode : RX 2402MHz

Note :

Mk.	Frequency (MHz)	Reading (dBuV)	Detector	Corr. factor (dB/m)	Result (dBuV/m)	Limit (dBuV/m)	Ant.Pos (cm)	Tab.Pos (deg.)	Margin (dB)	Comment
	4478.958	42.05	peak	-0.70	41.35	74.00	100	90	-32.65	
*	7102.204	40.62	peak	4.40	45.02	74.00	100	245	-28.98	



Radiated Emission Measurement

Operator: Roy

File :3

Data :#5

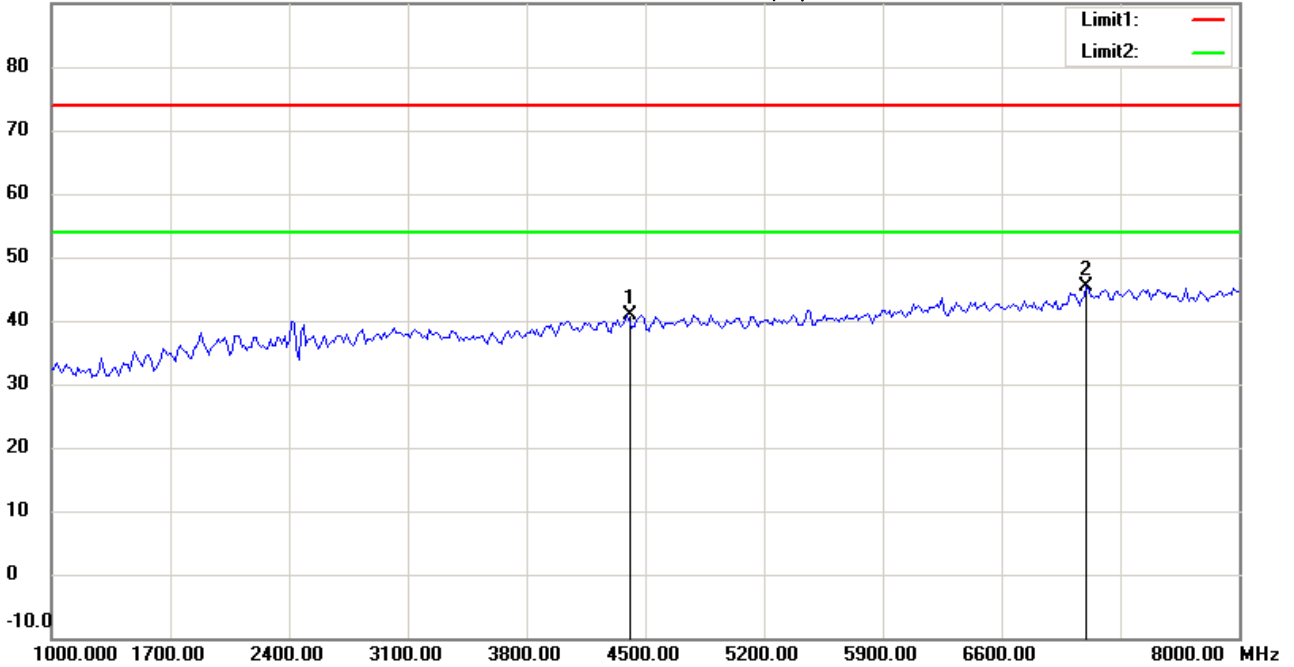
Date: 2016/9/2

Temperature:24 °C

90.0 dBuV/m

Time: 下午 09:50:53

Humidity:60 %



Site : Chamber

Condition : FCC_part 15 RE-Class B_Above 1GHz_PK

Polarization: *Vertical*

EUT : W6M21608-16182

Power : 4.2 Vd.c.

M/N:

Distance: 3m

Test Mode : RX 2402MHz

Note :

Mk.	Frequency (MHz)	Reading (dBuV)	Detector	Corr. factor (dB/m)	Result (dBuV/m)	Limit (dBuV/m)	Ant.Pos (cm)	Tab.Pos (deg.)	Margin (dB)	Comment
	4394.790	42.15	peak	-1.20	40.95	74.00	100	35	-33.05	
*	7102.204	41.03	peak	4.40	45.43	74.00	100	160	-28.57	



Radiated Emission Measurement

Operator: Roy

File :3

Data :#2

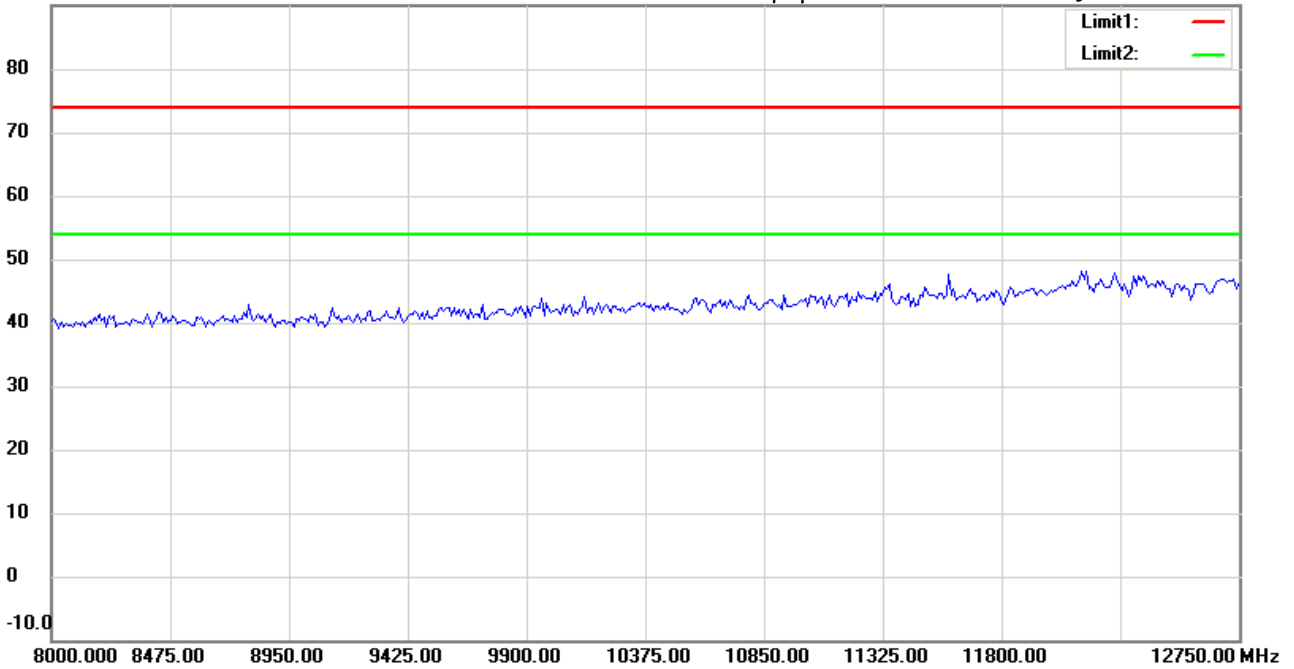
Date: 2016/9/2

Temperature:24 °C

90.0 dBuV/m

Time: 下午 09:50:09

Humidity:60 %



Site : Chamber

Condition : FCC_part 15 RE-Class B_Above 1GHz_PK

Polarization: *Horizontal*

EUT : W6M21608-16182

Power : 4.2 Vd.c.

M/N:

Distance: 3m

Test Mode : RX 2402MHz

Note :

Mk.	Frequency (MHz)	Reading (dBuV)	Detector	Corr. factor (dB/m)	Result (dBuV/m)	Limit (dBuV/m)	Ant.Pos (cm)	Tab.Pos (deg.)	Margin (dB)	Comment
-----	-----------------	----------------	----------	---------------------	-----------------	----------------	--------------	----------------	-------------	---------



Radiated Emission Measurement

Operator: Roy

File :3

Data :#6

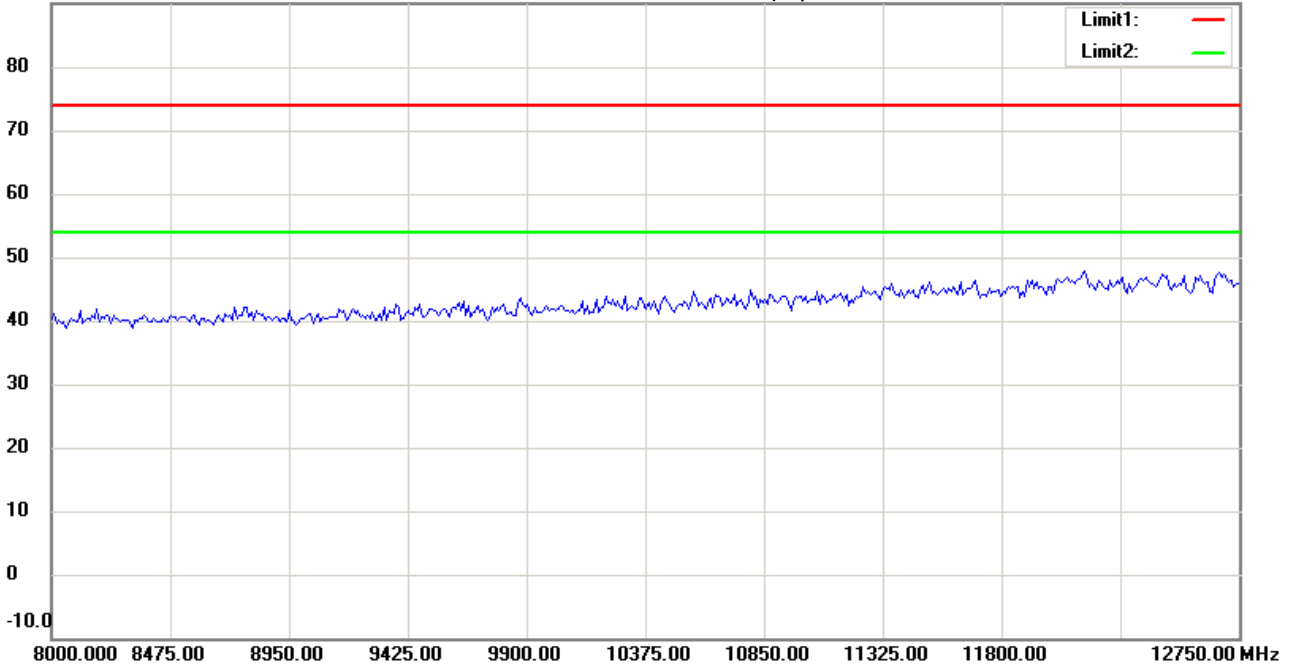
Date: 2016/9/2

Temperature:24 °C

90.0 dBuV/m

Time: 下午 09:51:05

Humidity:60 %



Site : Chamber

Condition : FCC_part 15 RE-Class B_Above 1GHz_PK

Polarization: *Vertical*

EUT : W6M21608-16182

Power : 4.2 Vd.c.

M/N:

Distance: 3m

Test Mode : RX 2402MHz

Note :

Mk.	Frequency (MHz)	Reading (dBuV)	Detector	Corr. factor (dB/m)	Result (dBuV/m)	Limit (dBuV/m)	Ant.Pos (cm)	Tab.Pos (deg.)	Margin (dB)	Comment
-----	-----------------	----------------	----------	---------------------	-----------------	----------------	--------------	----------------	-------------	---------



Radiated Emission Measurement

Operator: Roy

File :3

Data :#3

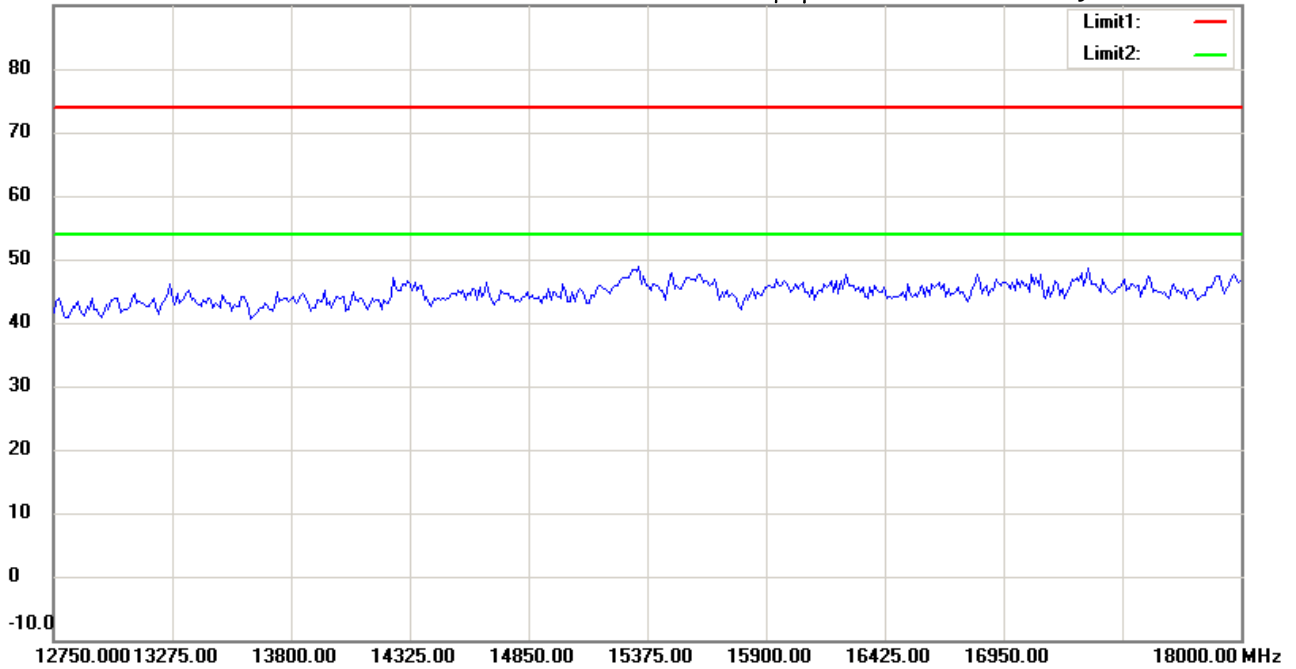
Date: 2016/9/2

Temperature:24 °C

90.0 dBuV/m

Time: 下午 09:50:34

Humidity:60 %



Site : Chamber

Condition : FCC_part 15 RE-Class B_Above 1GHz_PK

Polarization: *Horizontal*

EUT : W6M21608-16182

Power : 4.2 Vd.c.

M/N:

Distance: 3m

Test Mode : RX 2402MHz

Note :

Mk.	Frequency (MHz)	Reading (dBuV)	Detector	Corr. factor (dB/m)	Result (dBuV/m)	Limit (dBuV/m)	Ant.Pos (cm)	Tab.Pos (deg.)	Margin (dB)	Comment
-----	-----------------	----------------	----------	---------------------	-----------------	----------------	--------------	----------------	-------------	---------



Radiated Emission Measurement

Operator: Roy

File :3

Data :#7

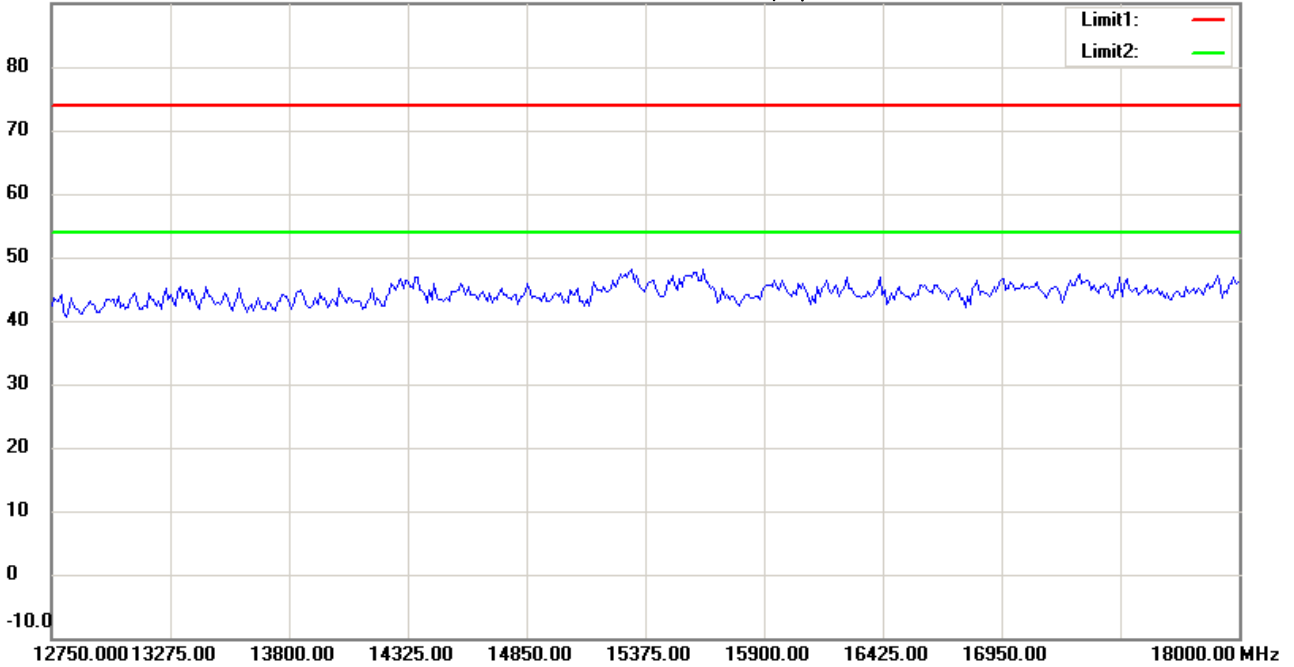
Date: 2016/9/2

Temperature:24 °C

90.0 dBuV/m

Time: 下午 09:51:30

Humidity:60 %



Site : Chamber

Condition : FCC_part 15 RE-Class B_Above 1GHz_PK

Polarization: *Vertical*

EUT : W6M21608-16182

Power : 4.2 Vd.c.

M/N:

Distance: 3m

Test Mode : RX 2402MHz

Note :

Mk.	Frequency (MHz)	Reading (dBuV)	Detector	Corr. factor (dB/m)	Result (dBuV/m)	Limit (dBuV/m)	Ant.Pos (cm)	Tab.Pos (deg.)	Margin (dB)	Comment
-----	-----------------	----------------	----------	---------------------	-----------------	----------------	--------------	----------------	-------------	---------



Radiated Emission Measurement

Operator: Roy

File :3

Data :#4

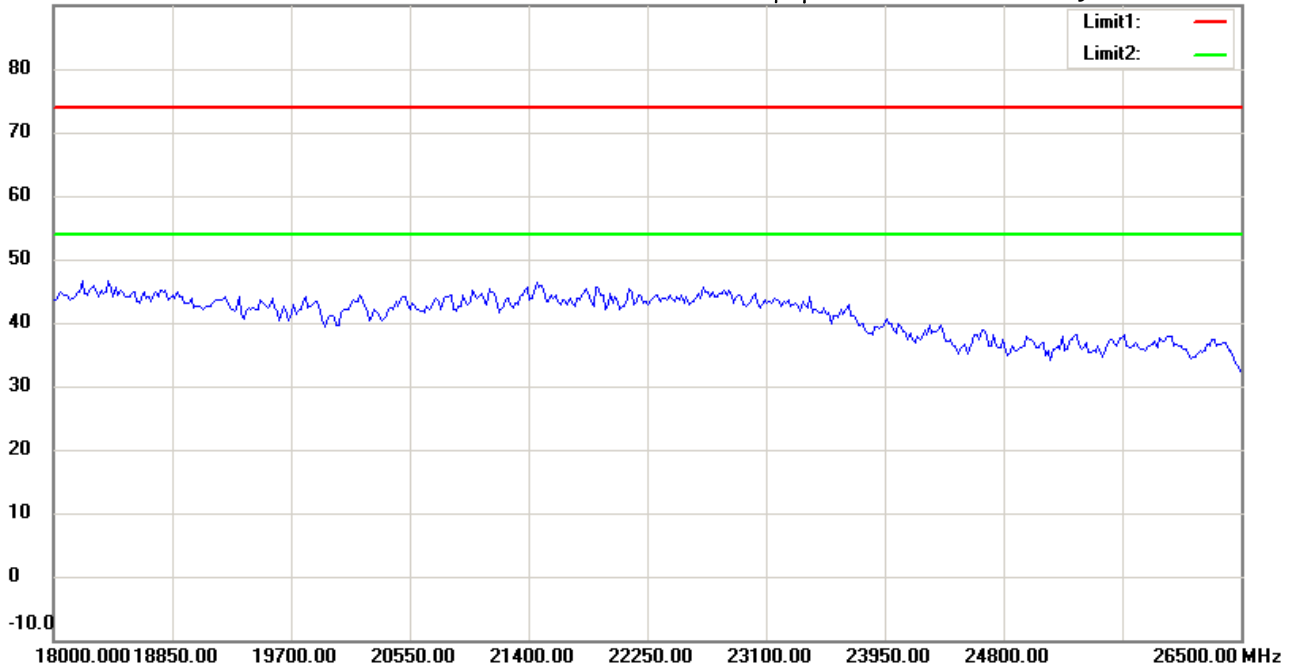
Date: 2016/9/2

Temperature:24 °C

90.0 dBuV/m

Time: 下午 09:50:44

Humidity:60 %



Site : Chamber

Condition : FCC_part 15 RE-Class B_Above 1GHz_PK

EUT : W6M21608-16182

M/N:

Test Mode : RX 2402MHz

Note :

Polarization: *Horizontal*

Power : 4.2 Vd.c.

Distance: 3m

Mk.	Frequency (MHz)	Reading (dBuV)	Detector	Corr. factor (dB/m)	Result (dBuV/m)	Limit (dBuV/m)	Ant.Pos (cm)	Tab.Pos (deg.)	Margin (dB)	Comment
-----	-----------------	----------------	----------	---------------------	-----------------	----------------	--------------	----------------	-------------	---------



Radiated Emission Measurement

Operator: Roy

File :3

Data :#8

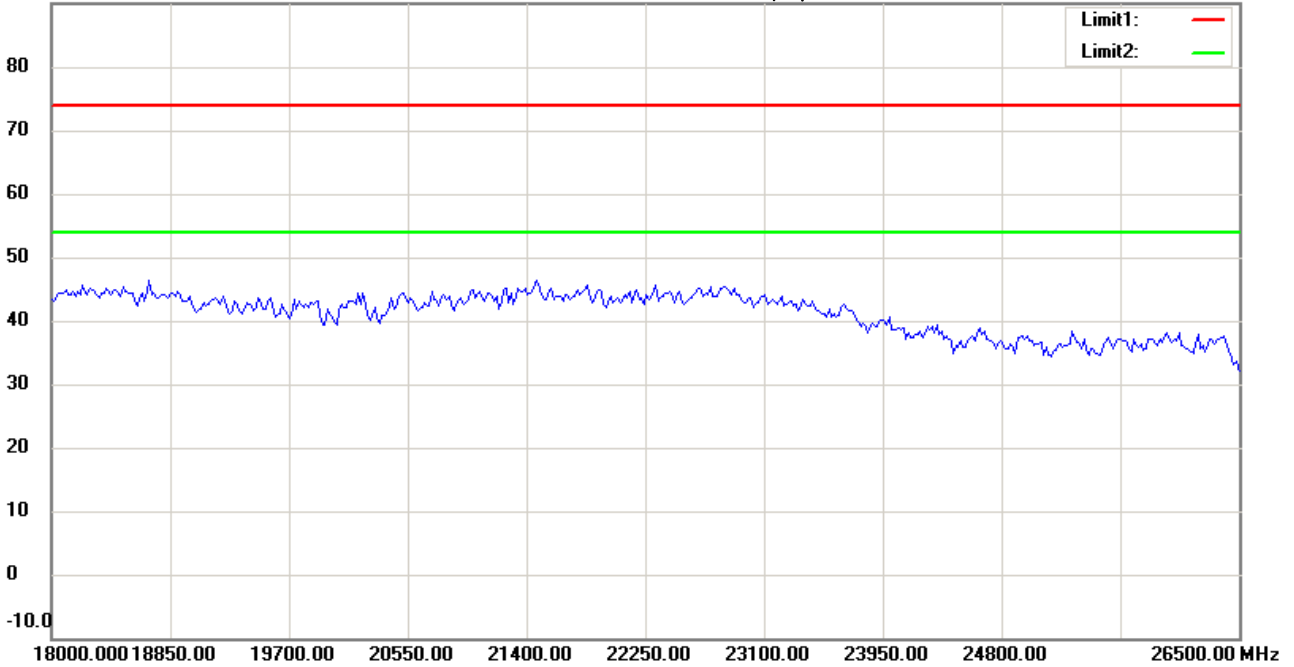
Date: 2016/9/2

Temperature:24 °C

90.0 dBuV/m

Time: 下午 09:51:41

Humidity:60 %



Site : Chamber

Condition : FCC_part 15 RE-Class B_Above 1GHz_PK

EUT : W6M21608-16182

M/N:

Test Mode : RX 2402MHz

Note :

Polarization: *Vertical*

Power : 4.2 Vd.c.

Distance: 3m

Mk.	Frequency (MHz)	Reading (dBuV)	Detector	Corr. factor (dB/m)	Result (dBuV/m)	Limit (dBuV/m)	Ant.Pos (cm)	Tab.Pos (deg.)	Margin (dB)	Comment
-----	-----------------	----------------	----------	---------------------	-----------------	----------------	--------------	----------------	-------------	---------



Radiated Emission Measurement

Operator: Roy

File :1

Data :#1

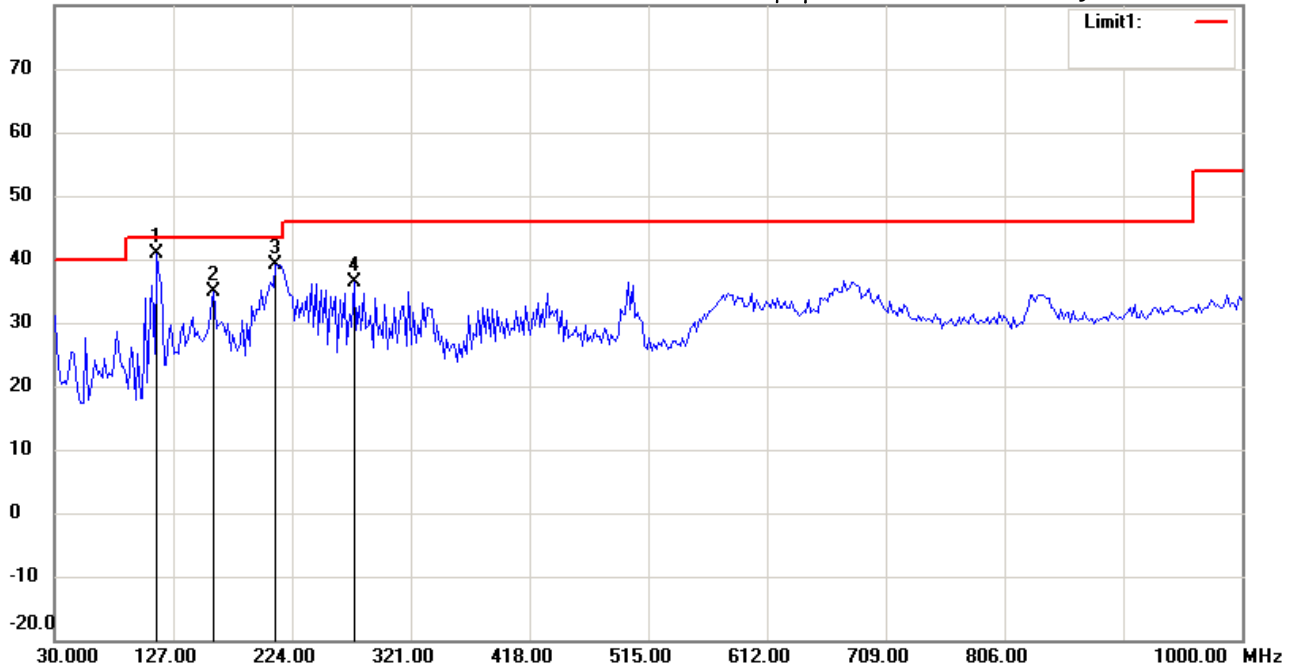
Date: 2016/9/2

Temperature:24 °C

80.0 dBuV/m

Time: 下午 07:59:05

Humidity:60 %



Site : Chamber

Condition : FCC_part 15 RE-Class B_30-1000MHz

EUT : W6M21608-16182

M/N:

Test Mode : RX 2440MHz

Note :

Polarization: *Horizontal*

Power : 4.2 Vd.c.

Distance: 3m

Mk.	Frequency (MHz)	Reading (dBuV)	Detector	Corr. factor (dB/m)	Result (dBuV/m)	Limit (dBuV/m)	Ant.Pos (cm)	Tab.Pos (deg.)	Margin (dB)	Comment
*	113.5871	47.52	peak	-6.72	40.80	43.50	100	260	-2.70	
	160.2404	43.86	peak	-8.86	35.00	43.50	100	300	-8.50	
	210.7815	49.07	peak	-9.84	39.23	43.50	100	135	-4.27	
	274.9297	42.44	peak	-6.12	36.32	46.00	100	75	-9.68	



Radiated Emission Measurement

Operator: Roy

File :1

Data :#2

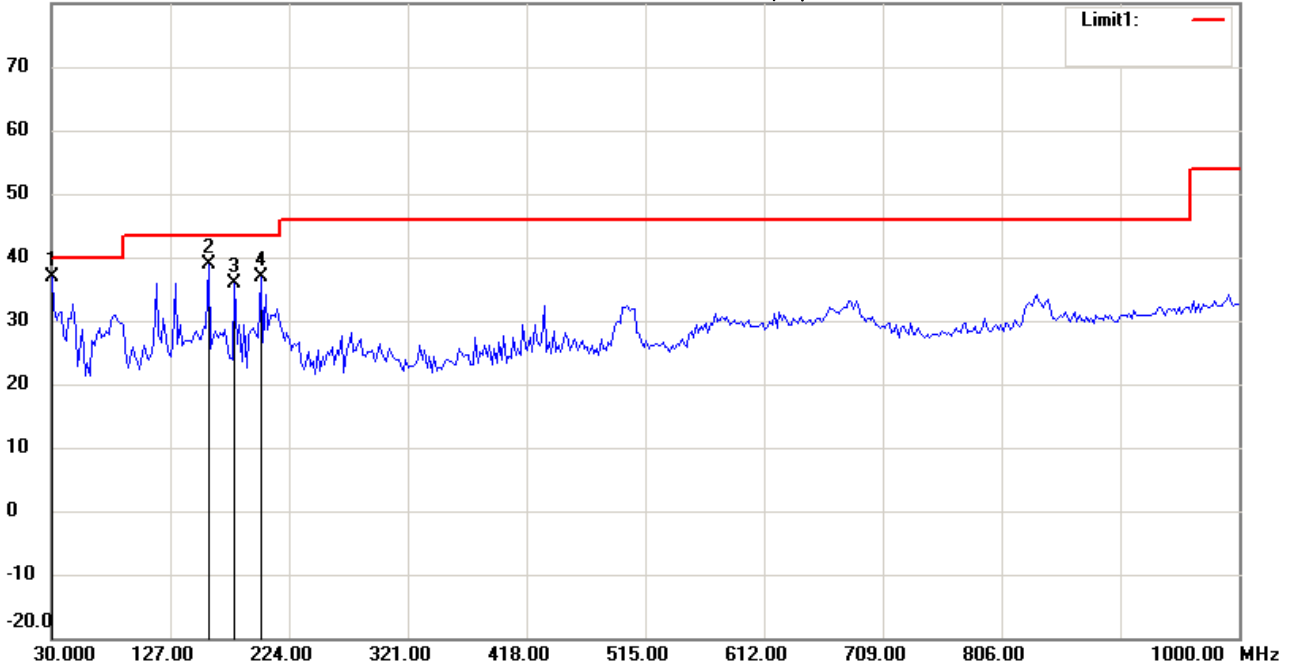
Date: 2016/9/2

Temperature:24 °C

80.0 dBuV/m

Time: 下午 07:59:50

Humidity:60 %



Site : Chamber

Condition : FCC_part 15 RE-Class B_30-1000MHz

Polarization: *Vertical*

EUT : W6M21608-16182

Power : 4.2 Vd.c.

M/N:

Distance: 3m

Test Mode : RX 2440MHz

Note :

Mk.	Frequency (MHz)	Reading (dBuV)	Detector	Corr. factor (dB/m)	Result (dBuV/m)	Limit (dBuV/m)	Ant.Pos (cm)	Tab.Pos (deg.)	Margin (dB)	Comment
*	30.0000	44.12	peak	-7.21	36.91	40.00	100	245	-3.09	
	158.2966	47.43	peak	-8.63	38.80	43.50	100	200	-4.70	
	179.6794	46.70	peak	-10.91	35.79	43.50	100	170	-7.71	
	201.0621	47.08	peak	-10.23	36.85	43.50	100	315	-6.65	



Radiated Emission Measurement

Operator: Roy

File :3

Data :#1

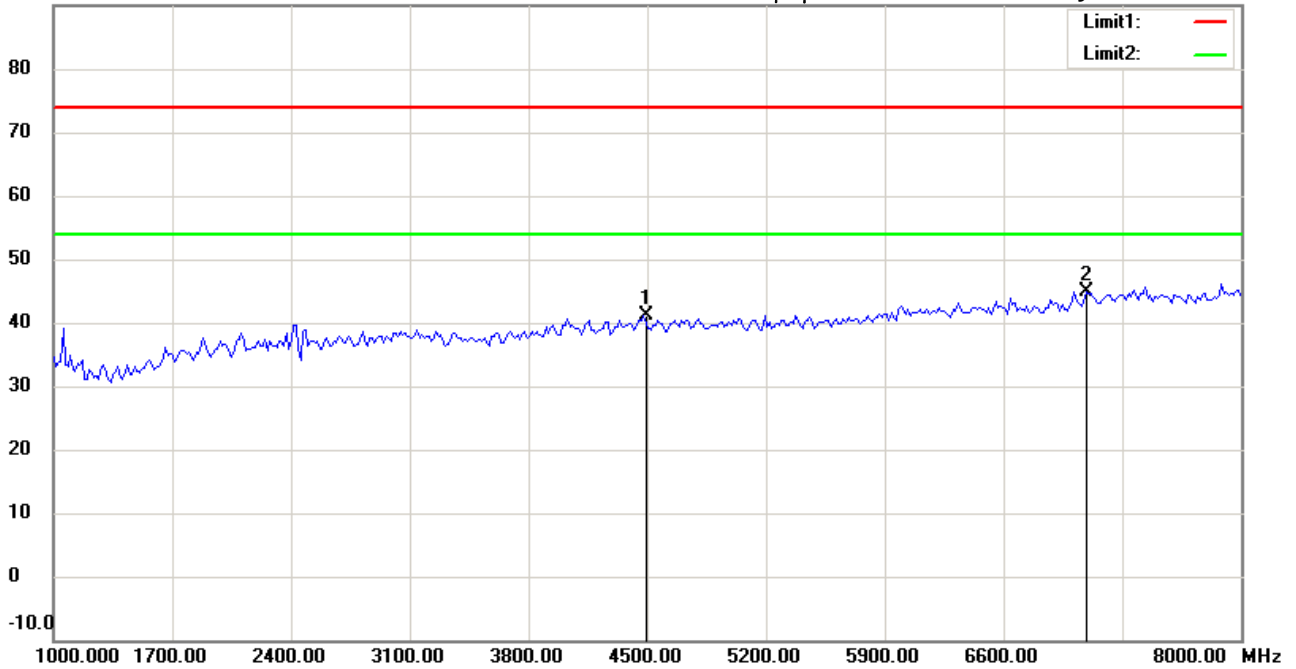
Date: 2016/9/2

Temperature:24 °C

90.0 dBuV/m

Time: 下午 09:47:31

Humidity:60 %



Site : Chamber

Condition : FCC_part 15 RE-Class B_Above 1GHz_PK

Polarization: *Horizontal*

EUT : W6M21608-16182

Power : 4.2 Vd.c.

M/N:

Distance: 3m

Test Mode : RX 2440MHz

Note :

Mk.	Frequency (MHz)	Reading (dBuV)	Detector	Corr. factor (dB/m)	Result (dBuV/m)	Limit (dBuV/m)	Ant.Pos (cm)	Tab.Pos (deg.)	Margin (dB)	Comment
	4478.958	41.85	peak	-0.70	41.15	74.00	100	90	-32.85	
*	7088.176	40.48	peak	4.38	44.86	74.00	100	300	-29.14	



Radiated Emission Measurement

Operator: Roy

File :3

Data :#5

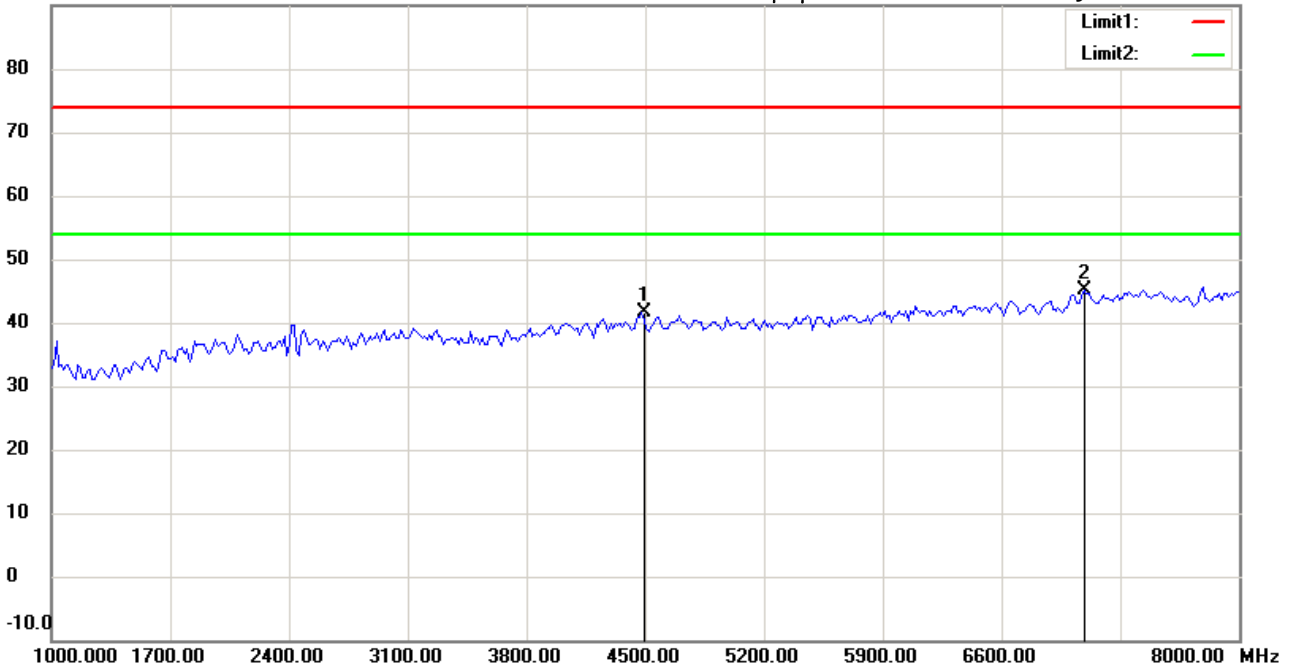
Date: 2016/9/2

Temperature:24 °C

90.0 dBuV/m

Time: 下午 09:48:27

Humidity:60 %



Site : Chamber

Condition : FCC_part 15 RE-Class B_Above 1GHz_PK

Polarization: *Vertical*

EUT : W6M21608-16182

Power : 4.2 Vd.c.

M/N:

Distance: 3m

Test Mode : RX 2440MHz

Note :

Mk.	Frequency (MHz)	Reading (dBuV)	Detector	Corr. factor (dB/m)	Result (dBuV/m)	Limit (dBuV/m)	Ant.Pos (cm)	Tab.Pos (deg.)	Margin (dB)	Comment
	4478.958	42.31	peak	-0.70	41.61	74.00	100	20	-32.39	
*	7088.176	40.78	peak	4.38	45.16	74.00	100	140	-28.84	



Radiated Emission Measurement

Operator: Roy

File :3

Data :#2

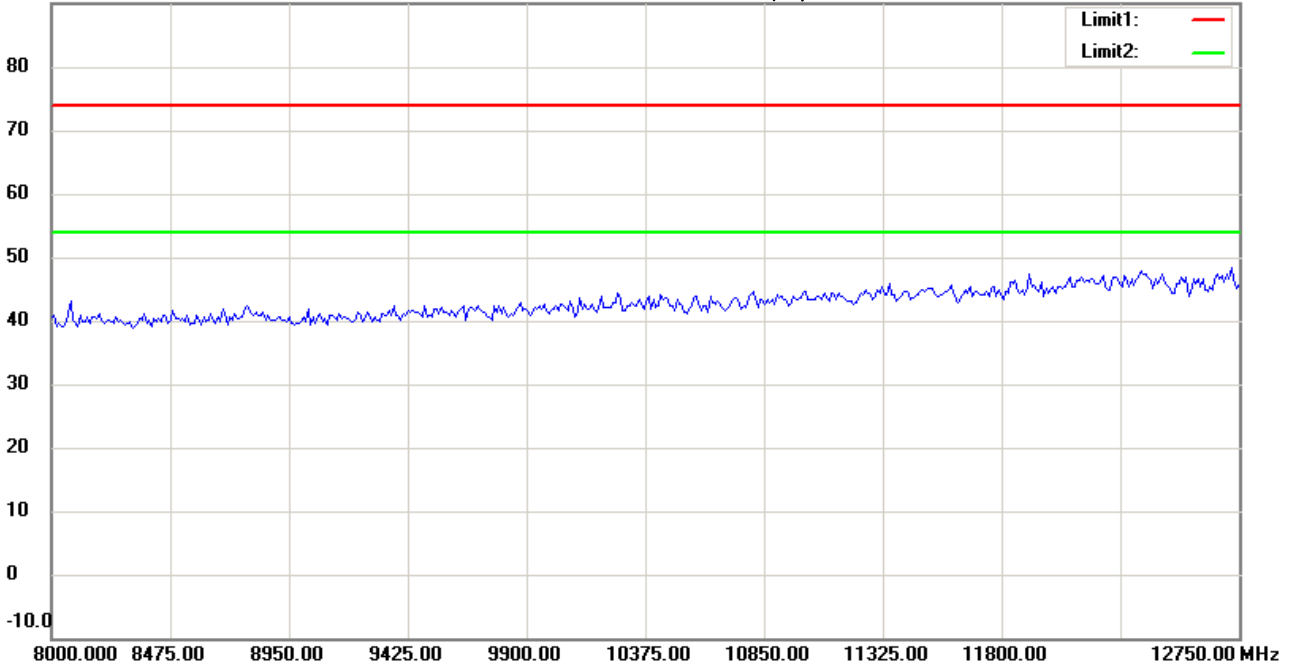
Date: 2016/9/2

Temperature:24 °C

90.0 dBuV/m

Time: 下午 09:47:43

Humidity:60 %



Site : Chamber

Condition : FCC_part 15 RE-Class B_Above 1GHz_PK

Polarization: *Horizontal*

EUT : W6M21608-16182

Power : 4.2 Vd.c.

M/N:

Distance: 3m

Test Mode : RX 2440MHz

Note :

Mk.	Frequency (MHz)	Reading (dBuV)	Detector	Corr. factor (dB/m)	Result (dBuV/m)	Limit (dBuV/m)	Ant.Pos (cm)	Tab.Pos (deg.)	Margin (dB)	Comment
-----	-----------------	----------------	----------	---------------------	-----------------	----------------	--------------	----------------	-------------	---------



Radiated Emission Measurement

Operator: Roy

File :3

Data :#6

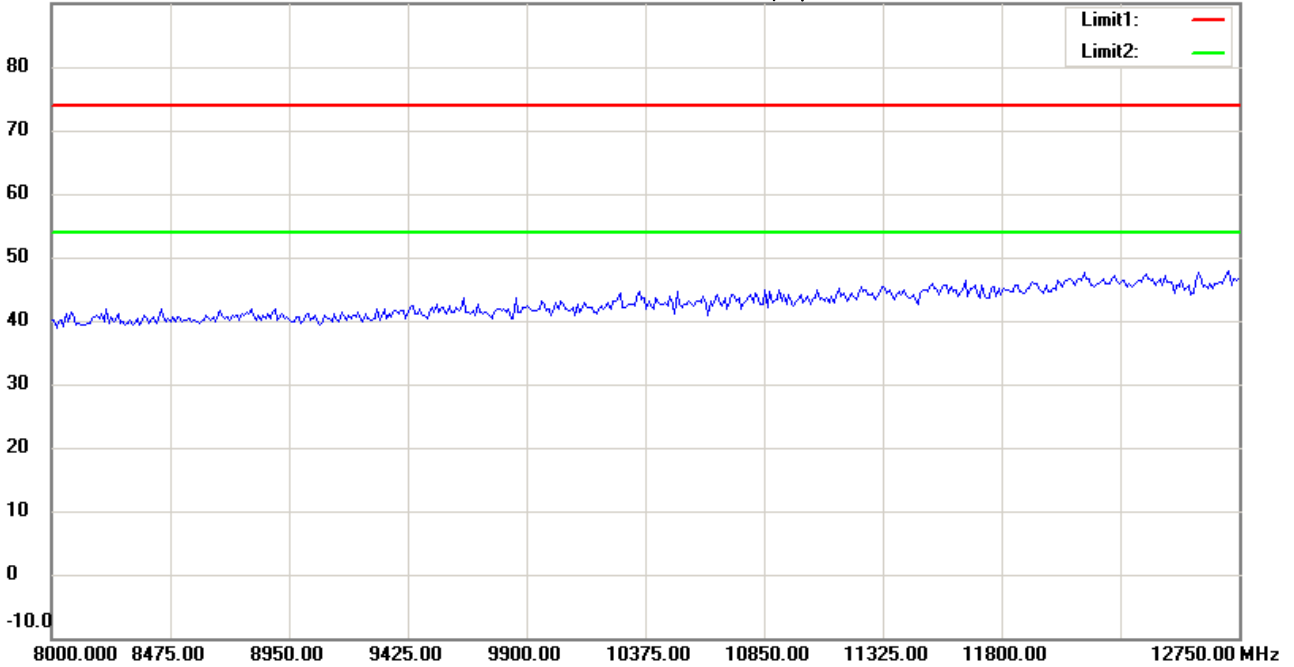
Date: 2016/9/2

Temperature:24 °C

90.0 dBuV/m

Time: 下午 09:48:40

Humidity:60 %



Site : Chamber

Condition : FCC_part 15 RE-Class B_Above 1GHz_PK

Polarization: *Vertical*

EUT : W6M21608-16182

Power : 4.2 Vd.c.

M/N:

Distance: 3m

Test Mode : RX 2440MHz

Note :

Mk.	Frequency (MHz)	Reading (dBuV)	Detector	Corr. factor (dB/m)	Result (dBuV/m)	Limit (dBuV/m)	Ant.Pos (cm)	Tab.Pos (deg.)	Margin (dB)	Comment
-----	-----------------	----------------	----------	---------------------	-----------------	----------------	--------------	----------------	-------------	---------



Radiated Emission Measurement

Operator: Roy

File :3

Data :#3

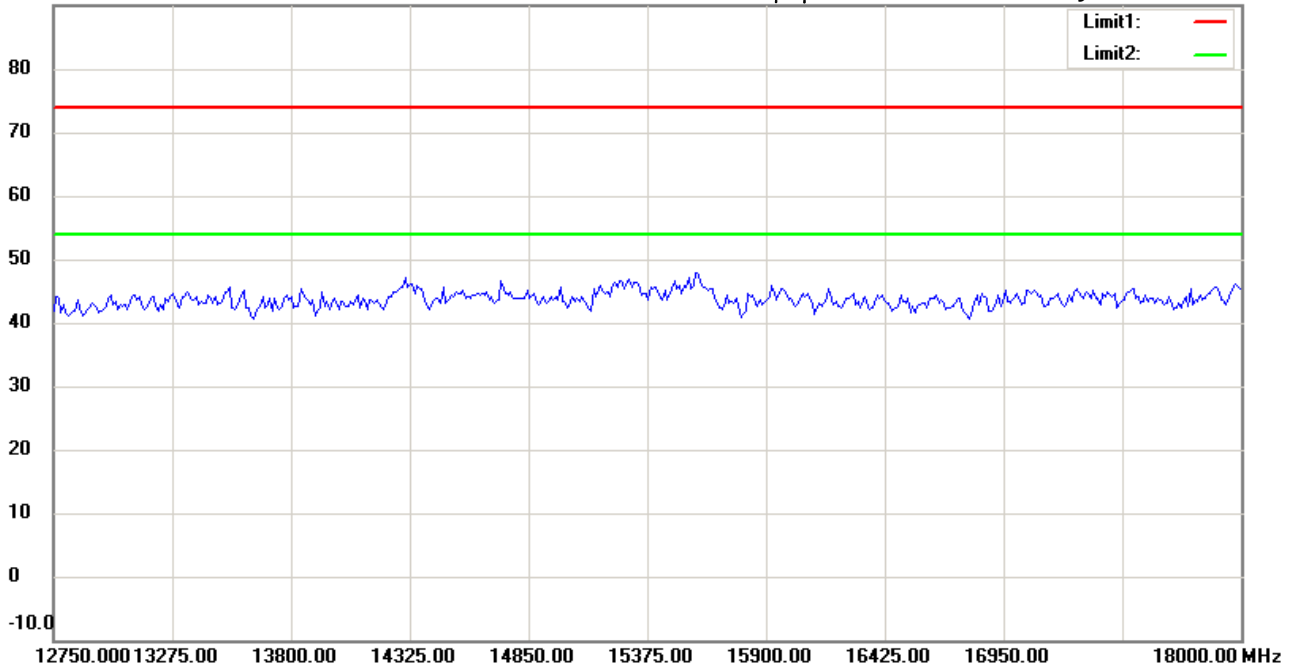
Date: 2016/9/2

Temperature:24 °C

90.0 dBuV/m

Time: 下午 09:48:08

Humidity:60 %



Site : Chamber

Condition : FCC_part 15 RE-Class B_Above 1GHz_PK

EUT : W6M21608-16182

M/N:

Test Mode : RX 2440MHz

Note :

Polarization: *Horizontal*

Power : 4.2 Vd.c.

Distance: 3m

Mk.	Frequency (MHz)	Reading (dBuV)	Detector	Corr. factor (dB/m)	Result (dBuV/m)	Limit (dBuV/m)	Ant.Pos (cm)	Tab.Pos (deg.)	Margin (dB)	Comment
-----	-----------------	----------------	----------	---------------------	-----------------	----------------	--------------	----------------	-------------	---------



Radiated Emission Measurement

Operator: Roy

File :3

Data :#7

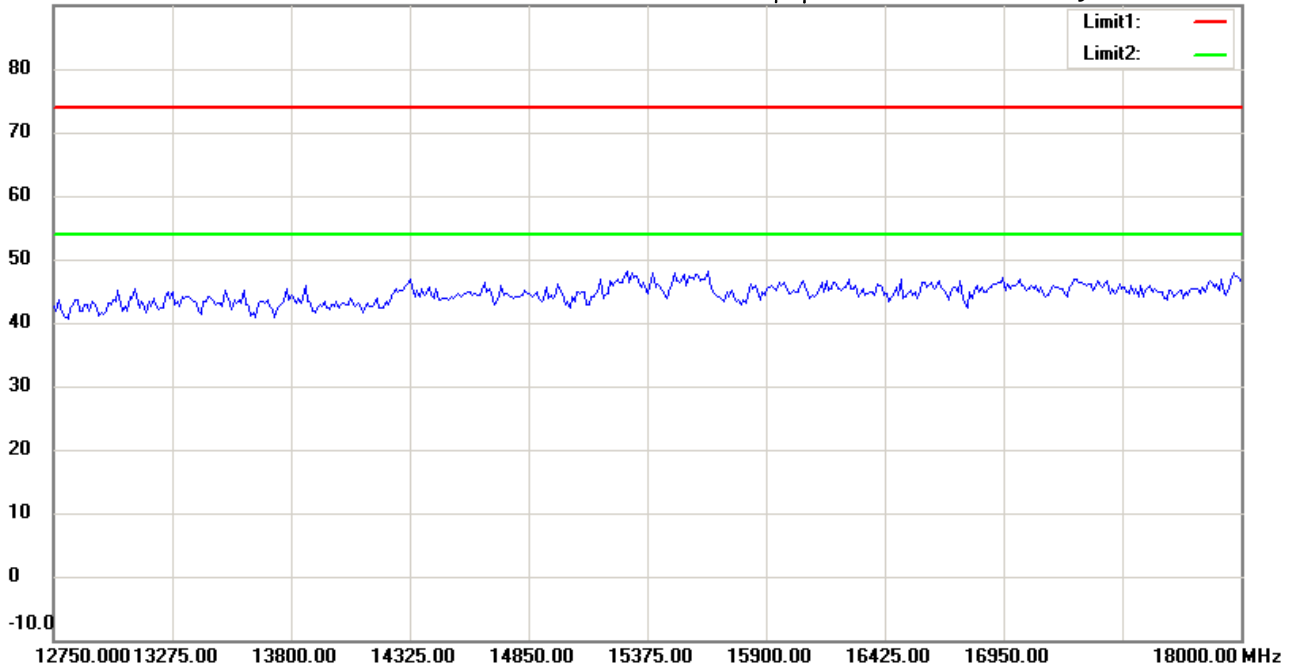
Date: 2016/9/2

Temperature:24 °C

90.0 dBuV/m

Time: 下午 09:49:05

Humidity:60 %



Site : Chamber

Condition : FCC_part 15 RE-Class B_Above 1GHz_PK

Polarization: *Vertical*

EUT : W6M21608-16182

Power : 4.2 Vd.c.

M/N:

Distance: 3m

Test Mode : RX 2440MHz

Note :

Mk.	Frequency (MHz)	Reading (dBuV)	Detector	Corr. factor (dB/m)	Result (dBuV/m)	Limit (dBuV/m)	Ant.Pos (cm)	Tab.Pos (deg.)	Margin (dB)	Comment
-----	-----------------	----------------	----------	---------------------	-----------------	----------------	--------------	----------------	-------------	---------



Radiated Emission Measurement

Operator: Roy

File :3

Data :#4

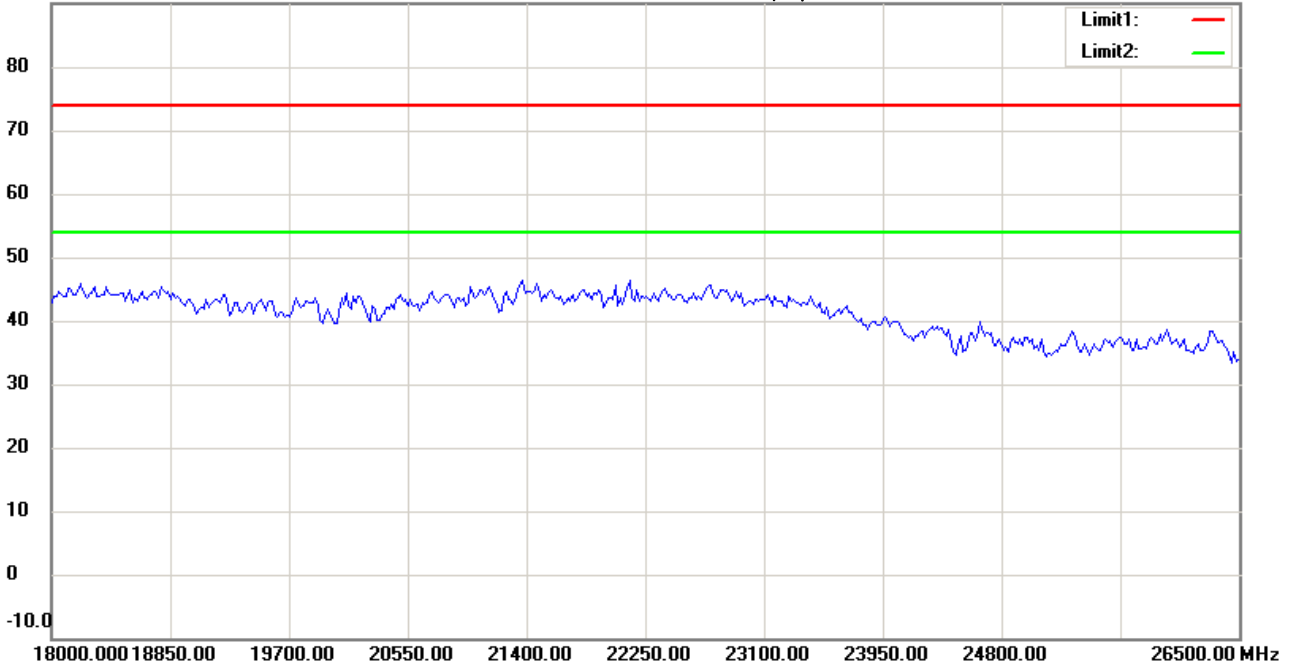
Date: 2016/9/2

Temperature:24 °C

90.0 dBuV/m

Time: 下午 09:48:19

Humidity:60 %



Site : Chamber

Condition : FCC_part 15 RE-Class B_Above 1GHz_PK

Polarization: *Horizontal*

EUT : W6M21608-16182

Power : 4.2 Vd.c.

M/N:

Distance: 3m

Test Mode : RX 2440MHz

Note :

Mk.	Frequency (MHz)	Reading (dBuV)	Detector	Corr. factor (dB/m)	Result (dBuV/m)	Limit (dBuV/m)	Ant.Pos (cm)	Tab.Pos (deg.)	Margin (dB)	Comment
-----	-----------------	----------------	----------	---------------------	-----------------	----------------	--------------	----------------	-------------	---------



Radiated Emission Measurement

Operator: Roy

File :3

Data :#8

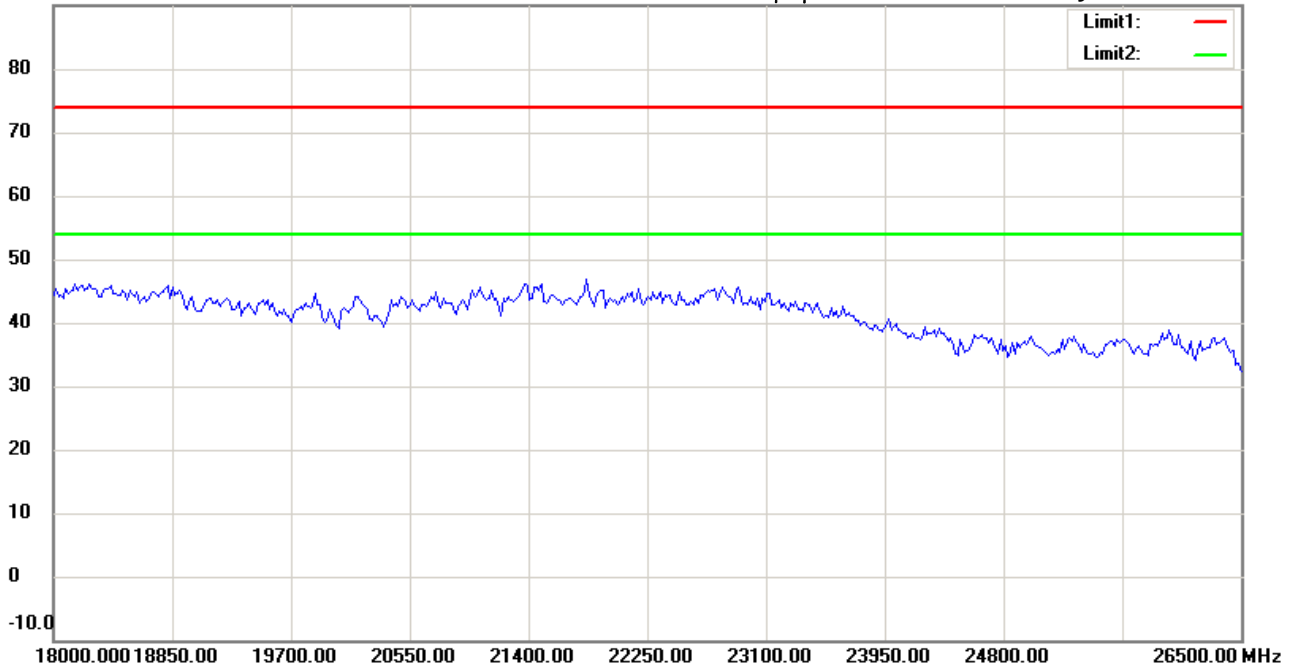
Date: 2016/9/2

Temperature:24 °C

90.0 dBuV/m

Time: 下午 09:49:16

Humidity:60 %



Site : Chamber

Condition : FCC_part 15 RE-Class B_Above 1GHz_PK

EUT : W6M21608-16182

M/N:

Test Mode : RX 2440MHz

Note :

Polarization: *Vertical*

Power : 4.2 Vd.c.

Distance: 3m

Mk.	Frequency (MHz)	Reading (dBuV)	Detector	Corr. factor (dB/m)	Result (dBuV/m)	Limit (dBuV/m)	Ant.Pos (cm)	Tab.Pos (deg.)	Margin (dB)	Comment
-----	-----------------	----------------	----------	---------------------	-----------------	----------------	--------------	----------------	-------------	---------



Radiated Emission Measurement

Operator: Roy

File :1

Data :#1

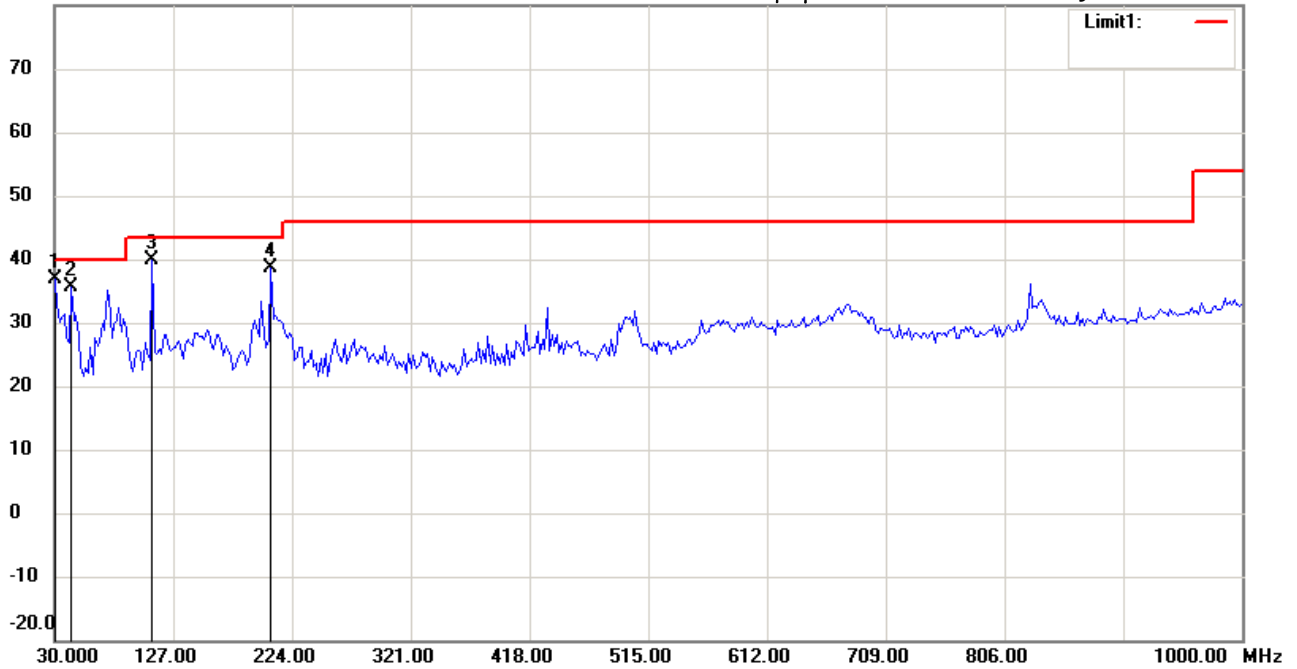
Date: 2016/9/2

Temperature:24 °C

80.0 dBuV/m

Time: 下午 07:56:45

Humidity:60 %



Site : Chamber

Condition : FCC_part 15 RE-Class B_30-1000MHz

EUT : W6M21608-16182

M/N:

Test Mode : RX 2480MHz

Note :

Polarization: *Horizontal*

Power : 4.2 Vd.c.

Distance: 3m

Mk.	Frequency (MHz)	Reading (dBuV)	Detector	Corr. factor (dB/m)	Result (dBuV/m)	Limit (dBuV/m)	Ant.Pos (cm)	Tab.Pos (deg.)	Margin (dB)	Comment
*	30.0000	44.17	peak	-7.21	36.96	40.00	100	215	-3.04	
	43.6071	44.19	peak	-8.49	35.70	40.00	100	160	-4.30	
	109.6993	46.94	peak	-7.04	39.90	43.50	100	100	-3.60	
	206.8937	48.64	peak	-9.99	38.65	43.50	100	305	-4.85	



Radiated Emission Measurement

Operator: Roy

File :1

Data :#2

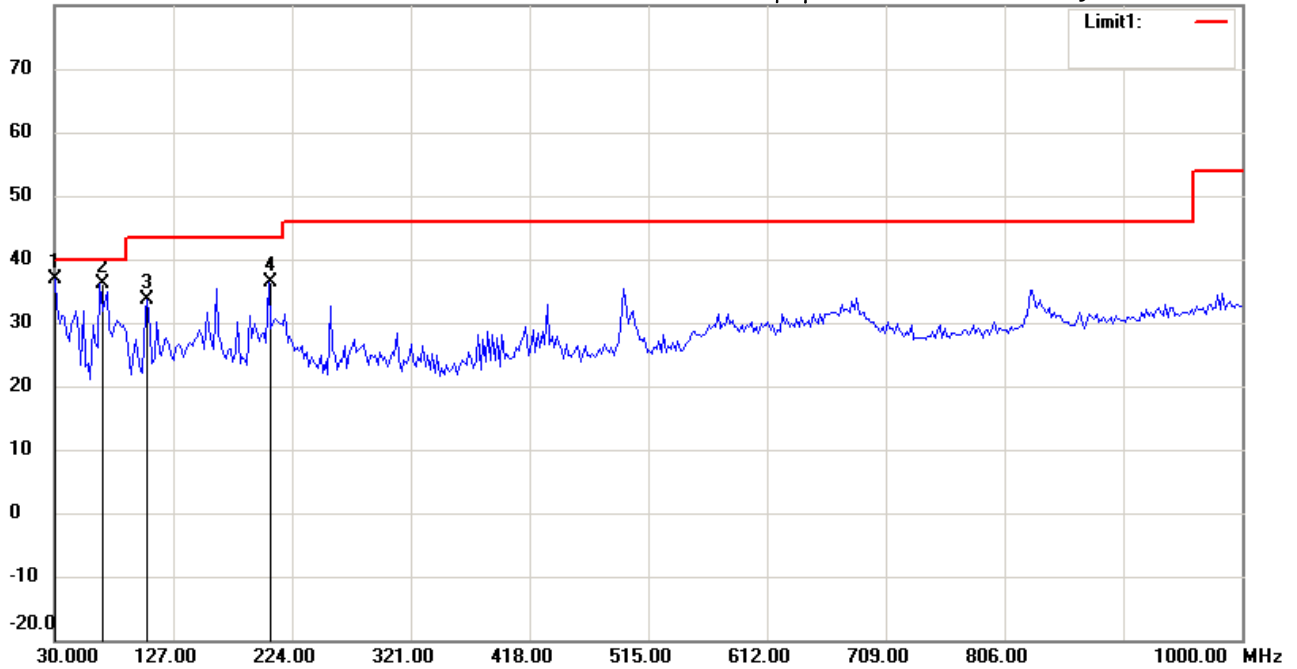
Date: 2016/9/2

Temperature:24 °C

80.0 dBuV/m

Time: 下午 07:57:30

Humidity:60 %



Site : Chamber

Condition : FCC_part 15 RE-Class B_30-1000MHz

EUT : W6M21608-16182

M/N:

Test Mode : RX 2480MHz

Note :

Polarization: *Vertical*

Power : 4.2 Vd.c.

Distance: 3m

Mk.	Frequency (MHz)	Reading (dBuV)	Detector	Corr. factor (dB/m)	Result (dBuV/m)	Limit (dBuV/m)	Ant.Pos (cm)	Tab.Pos (deg.)	Margin (dB)	Comment
*	30.0000	43.99	peak	-7.21	36.78	40.00	100	65	-3.22	
	66.9340	48.77	peak	-12.65	36.12	40.00	100	240	-3.88	
	105.8116	41.61	peak	-8.02	33.59	43.50	100	305	-9.91	
	204.9500	46.38	peak	-10.07	36.31	43.50	100	295	-7.19	



Radiated Emission Measurement

Operator: Roy

File :3

Data :#1

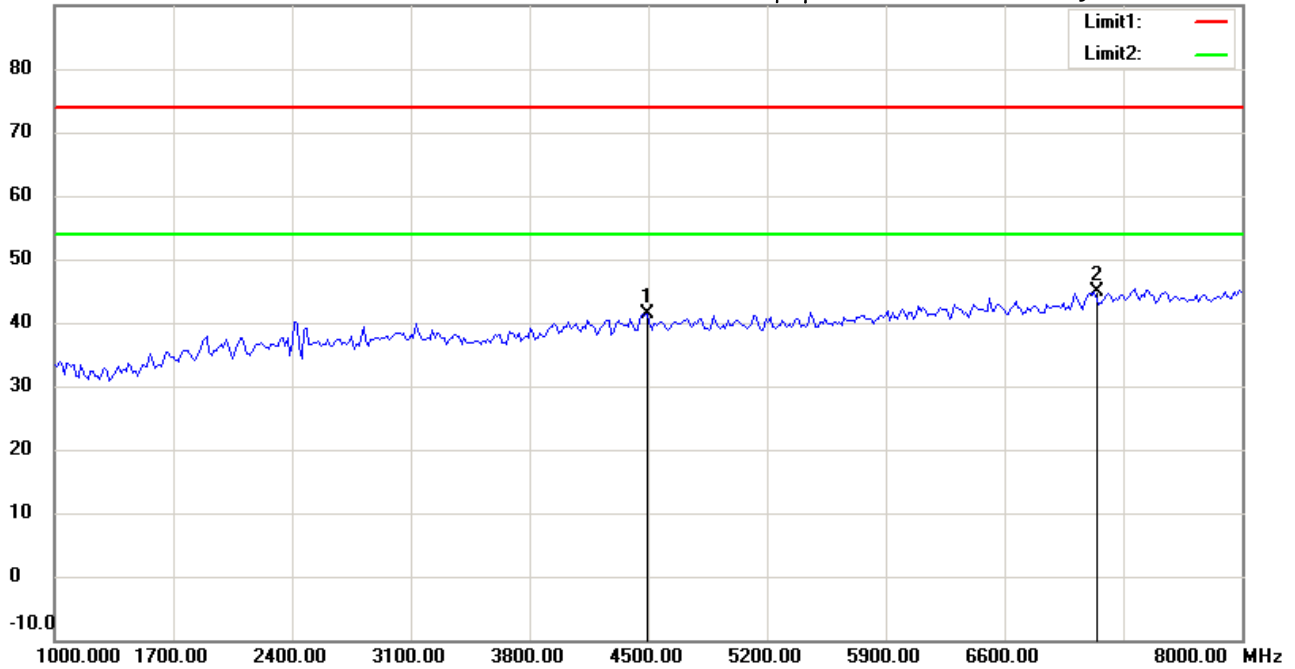
Date: 2016/9/2

Temperature:24 °C

90.0 dBuV/m

Time: 下午 09:43:04

Humidity:60 %



Site : Chamber

Condition : FCC_part 15 RE-Class B_Above 1GHz_PK

Polarization: *Horizontal*

EUT : W6M21608-16182

Power : 4.2 Vd.c.

M/N:

Distance: 3m

Test Mode : RX 2480MHz

Note :

Mk.	Frequency (MHz)	Reading (dBuV)	Detector	Corr. factor (dB/m)	Result (dBuV/m)	Limit (dBuV/m)	Ant.Pos (cm)	Tab.Pos (deg.)	Margin (dB)	Comment
	4492.986	42.08	peak	-0.61	41.47	74.00	100	70	-32.53	
*	7130.261	40.51	peak	4.35	44.86	74.00	100	190	-29.14	



Radiated Emission Measurement

Operator: Roy

File :3

Data :#5

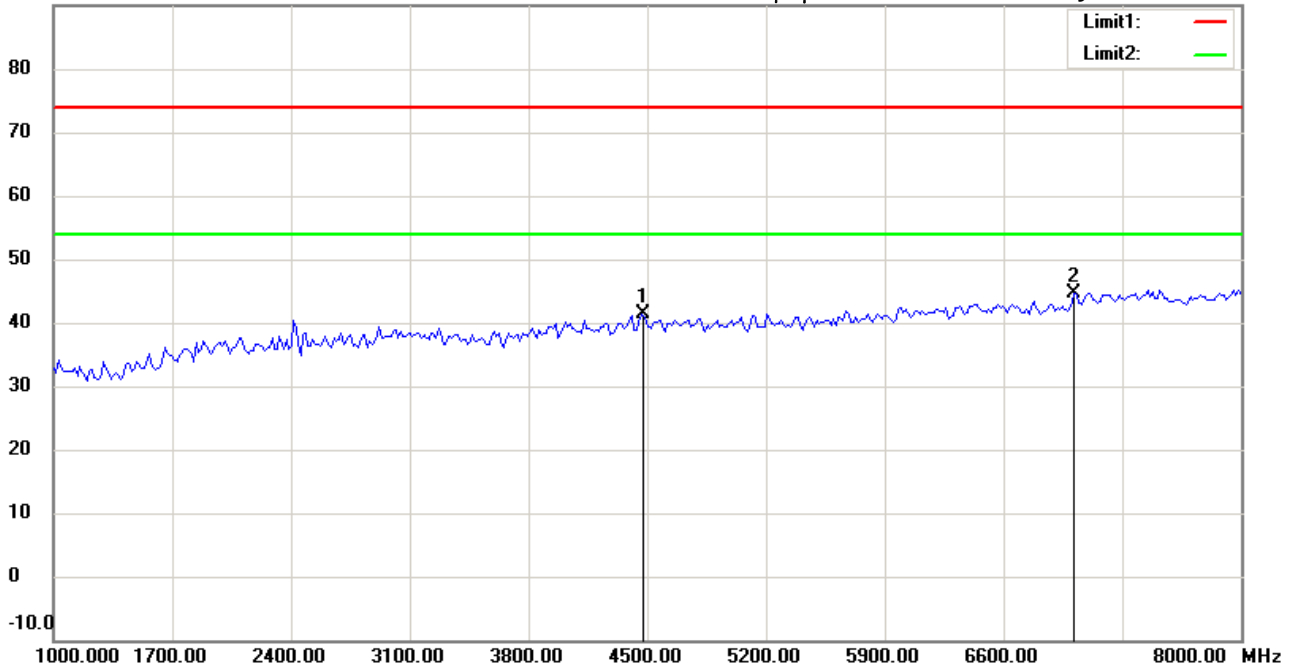
Date: 2016/9/2

Temperature:24 °C

90.0 dBuV/m

Time: 下午 09:44:01

Humidity:60 %



Site : Chamber

Condition : FCC_part 15 RE-Class B_Above 1GHz_PK

Polarization: *Vertical*

EUT : W6M21608-16182

Power : 4.2 Vd.c.

M/N:

Distance: 3m

Test Mode : RX 2480MHz

Note :

Mk.	Frequency (MHz)	Reading (dBuV)	Detector	Corr. factor (dB/m)	Result (dBuV/m)	Limit (dBuV/m)	Ant.Pos (cm)	Tab.Pos (deg.)	Margin (dB)	Comment
	4464.930	42.29	peak	-0.79	41.50	74.00	100	165	-32.50	
*	7018.036	40.49	peak	4.23	44.72	74.00	100	200	-29.28	



Radiated Emission Measurement

Operator: Roy

File :3

Data :#2

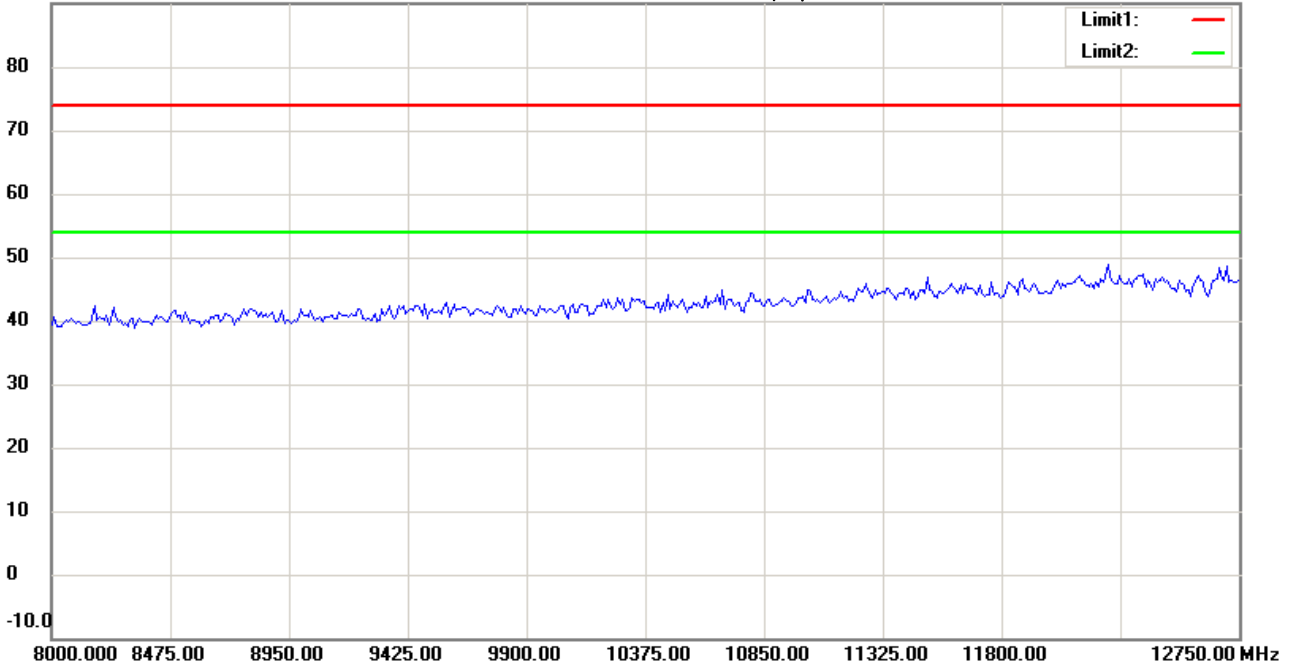
Date: 2016/9/2

Temperature:24 °C

90.0 dBuV/m

Time: 下午 09:43:17

Humidity:60 %



Site : Chamber

Condition : FCC_part 15 RE-Class B_Above 1GHz_PK

Polarization: *Horizontal*

EUT : W6M21608-16182

Power : 4.2 Vd.c.

M/N:

Distance: 3m

Test Mode : RX 2480MHz

Note :

Mk.	Frequency (MHz)	Reading (dBuV)	Detector	Corr. factor (dB/m)	Result (dBuV/m)	Limit (dBuV/m)	Ant.Pos (cm)	Tab.Pos (deg.)	Margin (dB)	Comment
-----	-----------------	----------------	----------	---------------------	-----------------	----------------	--------------	----------------	-------------	---------



Radiated Emission Measurement

Operator: Roy

File :3

Data :#6

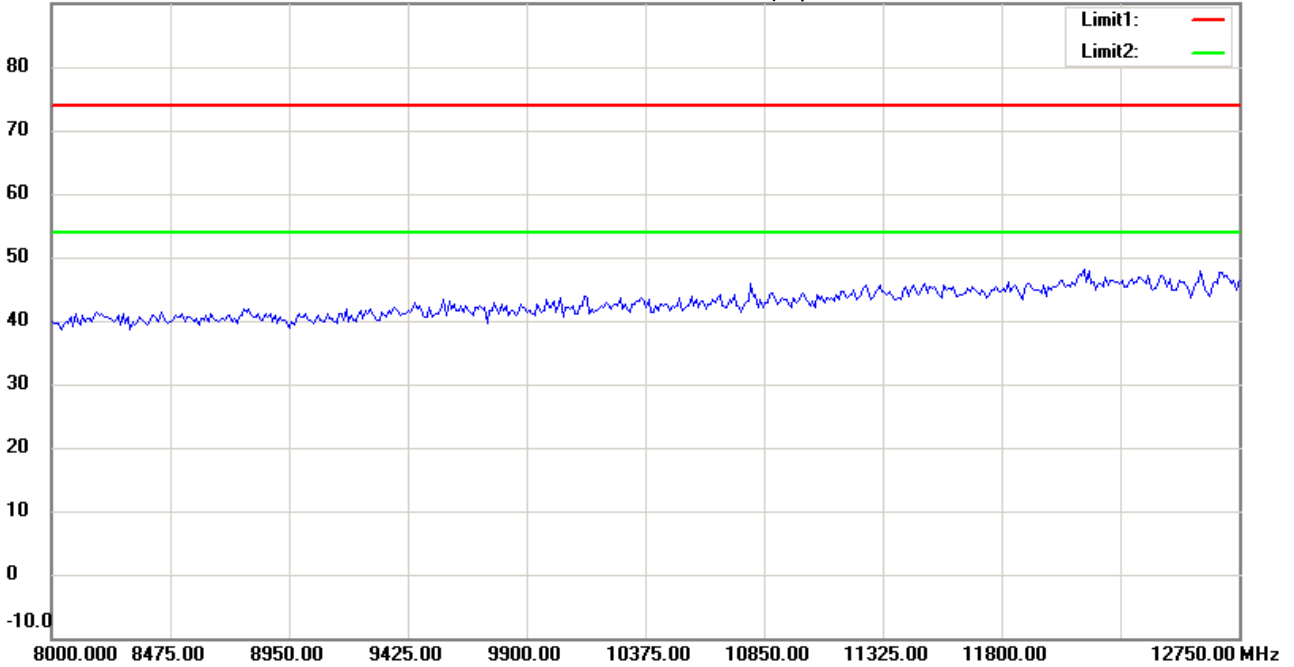
Date: 2016/9/2

Temperature:24 °C

90.0 dBuV/m

Time: 下午 09:44:14

Humidity:60 %



Site : Chamber

Condition : FCC_part 15 RE-Class B_Above 1GHz_PK

Polarization: *Vertical*

EUT : W6M21608-16182

Power : 4.2 Vd.c.

M/N:

Distance: 3m

Test Mode : RX 2480MHz

Note :

Mk.	Frequency (MHz)	Reading (dBuV)	Detector	Corr. factor (dB/m)	Result (dBuV/m)	Limit (dBuV/m)	Ant.Pos (cm)	Tab.Pos (deg.)	Margin (dB)	Comment
-----	-----------------	----------------	----------	---------------------	-----------------	----------------	--------------	----------------	-------------	---------



Radiated Emission Measurement

Operator: Roy

File :3

Data :#3

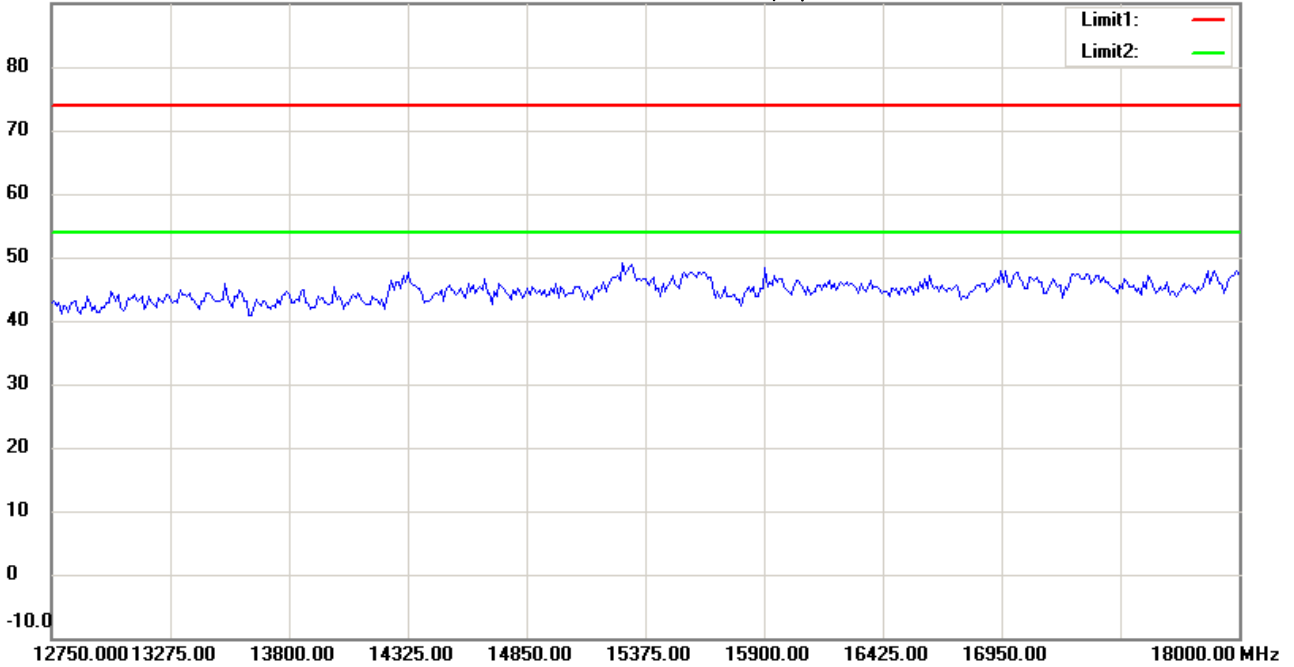
Date: 2016/9/2

Temperature:24 °C

90.0 dBuV/m

Time: 下午 09:43:42

Humidity:60 %



Site : Chamber

Condition : FCC_part 15 RE-Class B_Above 1GHz_PK

Polarization: *Horizontal*

EUT : W6M21608-16182

Power : 4.2 Vd.c.

M/N:

Distance: 3m

Test Mode : RX 2480MHz

Note :

Mk.	Frequency (MHz)	Reading (dBuV)	Detector	Corr. factor (dB/m)	Result (dBuV/m)	Limit (dBuV/m)	Ant.Pos (cm)	Tab.Pos (deg.)	Margin (dB)	Comment
-----	-----------------	----------------	----------	---------------------	-----------------	----------------	--------------	----------------	-------------	---------



Radiated Emission Measurement

Operator: Roy

File :3

Data :#7

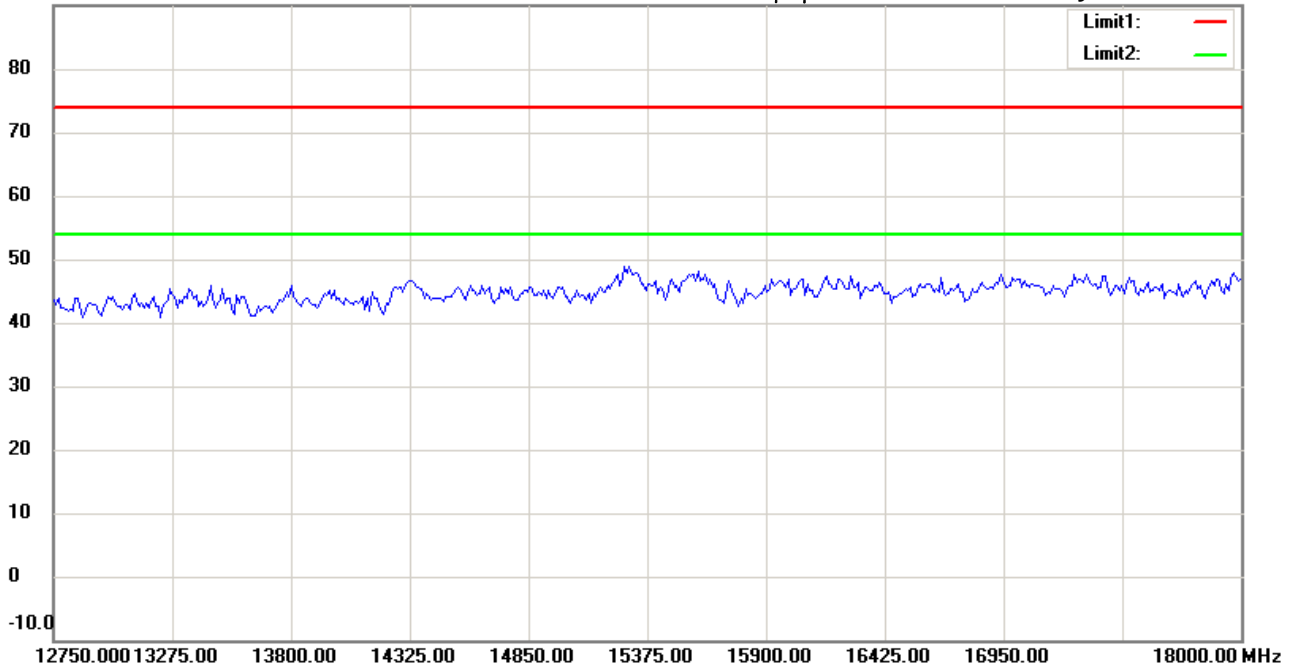
Date: 2016/9/2

Temperature:24 °C

90.0 dBuV/m

Time: 下午 09:44:39

Humidity:60 %



Site : Chamber

Condition : FCC_part 15 RE-Class B_Above 1GHz_PK

Polarization: *Vertical*

EUT : W6M21608-16182

Power : 4.2 Vd.c.

M/N:

Distance: 3m

Test Mode : RX 2480MHz

Note :

Mk.	Frequency (MHz)	Reading (dBuV)	Detector	Corr. factor (dB/m)	Result (dBuV/m)	Limit (dBuV/m)	Ant.Pos (cm)	Tab.Pos (deg.)	Margin (dB)	Comment
-----	-----------------	----------------	----------	---------------------	-----------------	----------------	--------------	----------------	-------------	---------



Radiated Emission Measurement

Operator: Roy

File :3

Data :#4

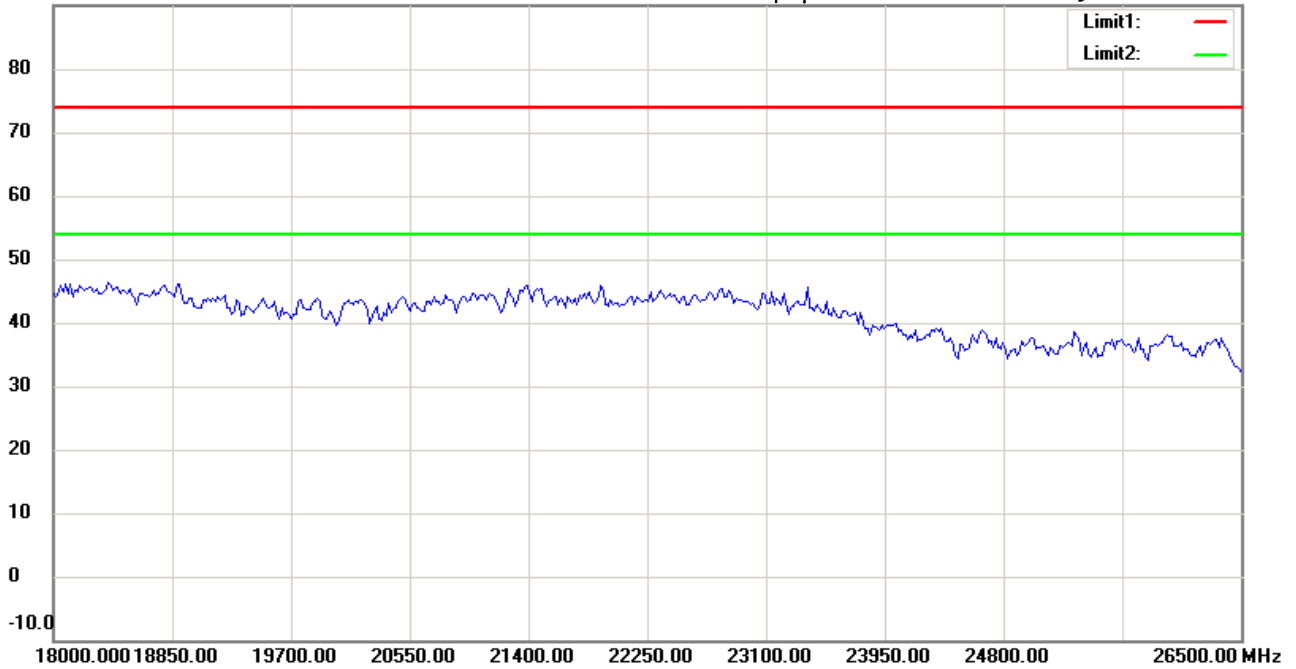
Date: 2016/9/2

Temperature:24 °C

90.0 dBuV/m

Time: 下午 09:43:53

Humidity:60 %



Site : Chamber

Condition : FCC_part 15 RE-Class B_Above 1GHz_PK

EUT : W6M21608-16182

M/N:

Test Mode : RX 2480MHz

Note :

Polarization: *Horizontal*

Power : 4.2 Vd.c.

Distance: 3m

Mk.	Frequency (MHz)	Reading (dBuV)	Detector	Corr. factor (dB/m)	Result (dBuV/m)	Limit (dBuV/m)	Ant.Pos (cm)	Tab.Pos (deg.)	Margin (dB)	Comment
-----	-----------------	----------------	----------	---------------------	-----------------	----------------	--------------	----------------	-------------	---------



Radiated Emission Measurement

Operator: Roy

File :3

Data :#8

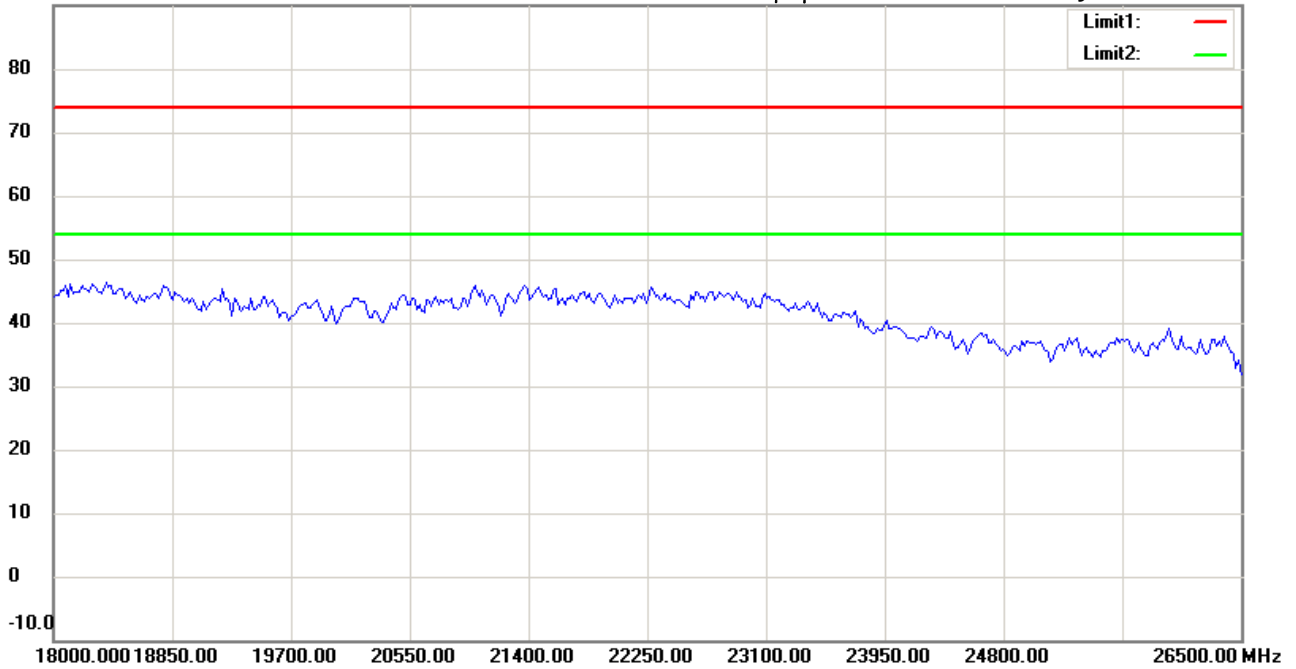
Date: 2016/9/2

Temperature:24 °C

90.0 dBuV/m

Time: 下午 09:44:49

Humidity:60 %



Site : Chamber

Condition : FCC_part 15 RE-Class B_Above 1GHz_PK

EUT : W6M21608-16182

M/N:

Test Mode : RX 2480MHz

Note :

Polarization: *Vertical*

Power : 4.2 Vd.c.

Distance: 3m

Mk.	Frequency (MHz)	Reading (dBuV)	Detector	Corr. factor (dB/m)	Result (dBuV/m)	Limit (dBuV/m)	Ant.Pos (cm)	Tab.Pos (deg.)	Margin (dB)	Comment
-----	-----------------	----------------	----------	---------------------	-----------------	----------------	--------------	----------------	-------------	---------