


Photos

EUT 1: Main unit with Scorpion charger attached:






EUT 2: Power pack:






EUT 2: Power pack attached on an ink machine Scorpion tattoo machine:




The test set-up during the radiated tests can be seen in the pictures below.

EUT 2 in X-axis:




EUT 2 in Y-axis:



EUT 2 in Z-axis:




EUT 1: 30-1000 MHz:




EUT 2. Y-axis: 30-1000 MHz:




EUT 1: 1-8.2 GHz:






EUT 2, Y-axis: 1-8.2 GHz:



EUT 1: 8.2-18 GHz:



EUT 2, Y-axis: 8.2-18 GHz:



EUT 1: 18-25 GHz:



EUT 2, Y-axis: 18-25 GHz:



The test set-up during the conducted AC tests of EUT 1 can be seen in the pictures below.

