

Manual

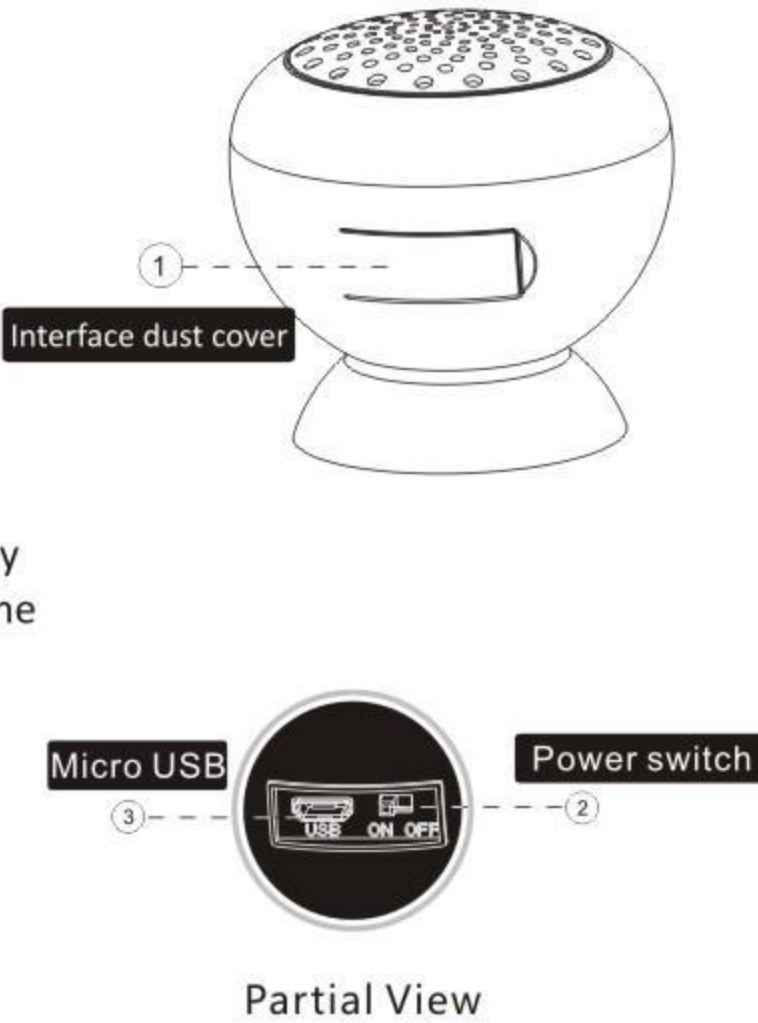
Specification Section

Product Size: 2.5" x H 2.3"
Weight:90g
Loudspeaker: 1.6"
Rated Power: 3W
Interface: Micro USB

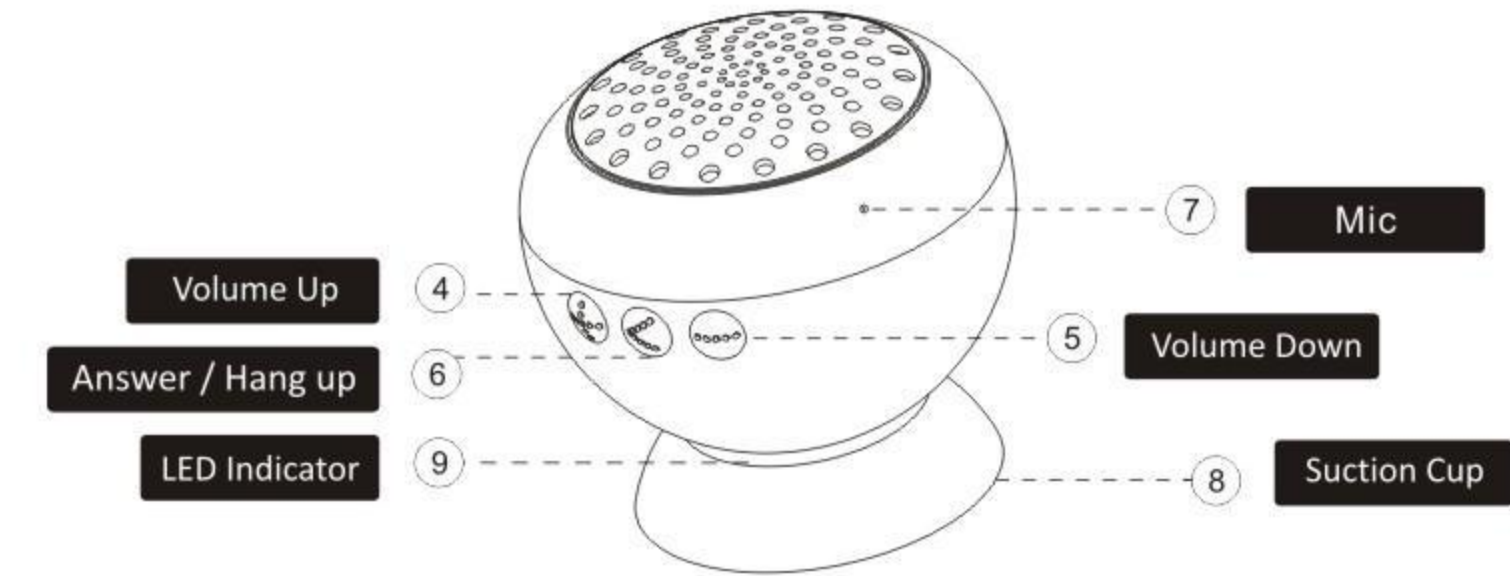
Bluetooth Parameter:
Operation Frequency: 2.402GHz - 2.480GHz
Power Output (Peak) : Class 2/4 dbm
Receiving Sensitivity: -91db, @ 0.1% BER
Operation Range: Up to 33 feet

Battery Parameter:
Capacity: 400mA, 3.7V, Polymer Li-ion Battery
Music Playback time: 5-7 Hours at 70% volume
Charging Standard: DC 5V, 500mA
Charging time: 1.5-2 hours

Accessory:
USB charging cable, 1 piece;
User manual, 1 piece.
Certificate Of Conformity
(warranty Card)1 Piece



Structure Section



- ① Interface Dust Cover: Protect Power Switch And Micro Usb Port;
- ② Power Switch: Switch On/off;
- ③ Micro Usb: Charging Port;
- ④ +: Volume Up;
- ⑤ -: Volume Down;
- ⑥ <: Answer / Hang Up The Phone Call Under Bluetooth Mode;Long-pressing The Key To Ring Back The Last Call.
- ⑦ Mic: Serve As Microphone During Hands-free Call.
- ⑧ Suction Cup: Capable Of Sucking On Any Smooth Surface (Glass, Glossy Wall,Ceramic, Etc..)
- ⑨ Led Indicator: Built-in Battery Indicator
 - * Red Light On - In Charging;
 - * Blue Light On - Fully Charged;
 - * Blue Light Flashing Quickly - Bluetooth Paring;
 - * Blue Light Flashing Slowly - Bluetooth Paring Successfully.

Usage Section

Turn the speaker on via the power switch ②

Play via a computer:

Activate Bluetooth on your computer (if the computer does not have a built-in Bluetooth transmitter you can plug in a Bluetooth adapter or some other Bluetooth transmitting device) - Turn the Bluetooth speaker on to pairing mode (Blue light will start to flash quickly) - Search for the Bluetooth Speaker on your Computer - Pair the Computer to "Suction Bluetooth Speaker" - Connect and Play

Play via mobile phone or MP3 player with Bluetooth:

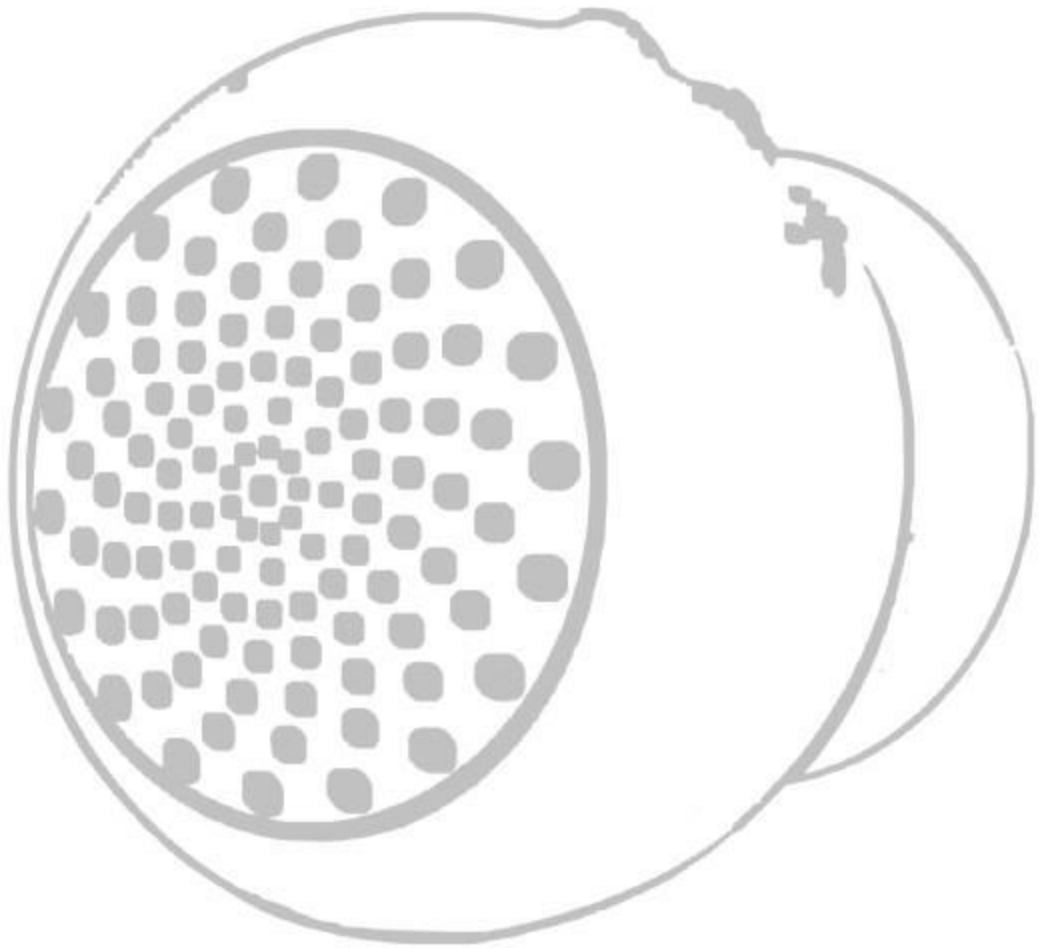
Activate mobile phone or MP3 player's Bluetooth - Search for Bluetooth speaker - Connect and pair to "Suction Bluetooth Speaker" - Connect and Play

Trouble Shooting Section

1. Hands-free calling will only work when the mobile phone is connected to the Bluetooth speaker. It is possible that there will be interference on the phone call due to high frequency electromagnetism or other interfering signals.
2. Some mobile phones and MP3 players do not have the automatic continuous play function when connected to a Bluetooth speaker. In some cases a "popping" noise will be heard every 2 songs or so, this does not mean the device is defective.
3. If you are having trouble connecting the Bluetooth device to your music source, delete the rest of the Bluetooth receiving devices on your mobile phone, MP3 player, computer, etc. Switch the Bluetooth speaker off and then turn back on and repeat the pairing process.

4. If the Bluetooth speaker is low on battery it is possible that the Bluetooth transmission signal will be weaker. Make sure to charge the speaker whenever it is running low on battery.

5. Only the silicone gel housing is water resistant, this device is not meant to be used under constant water contact. If there is a possibility that the device will get wet make sure that the inner structure and components (USB port, etc.) are protected.



FCC Caution.
This device complies with part 15 of the FCC Rules. Operation is subject to the following two conditions: (1) This device may not cause harmful interference, and (2) this device must accept any interference received, including interference that may cause undesired operation. Any Changes or modifications not expressly approved by the party responsible for compliance could void the user's authority to operate the equipment.

Manual Size: 157X84MM