



JAM Wi-Fi Speaker

W14901

User Manual

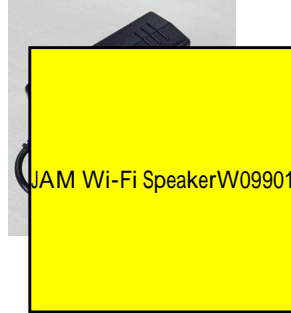
Caution: 1) Photos are for reference only, actual product may vary!

2)JAM is committed to improving product quality and performance, but product technology and design are subject to change without prior notice

CONTENTS IN THE BOX:



1. W14901



3. Line In cable



4. Manual

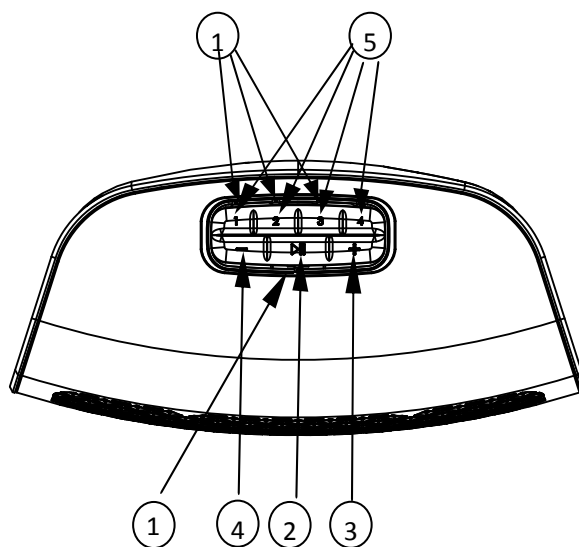
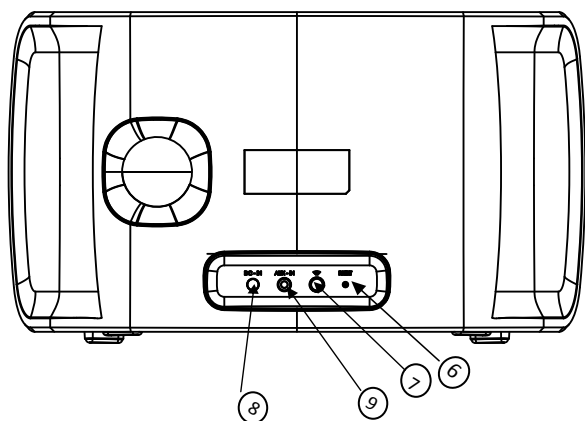
Important safety instructions:

1. Please carefully read and follow the safety instructions before using the product.
2. Please avoid leaving the product in a damp environment, exposing it to sunlight, or placing it near fire.
3. Please do not use the product near water.
4. Please do not place the product near heat-generating appliances such as a radiator, air conditioner, or stove.
5. Please use the recommended power voltage.
6. Please do not disassemble the product without authorization.
7. Explosion may occur if battery is replaced incorrectly. Please replace battery only with the same or equivalent type.
8. Please avoid leaving the product exposed to sunlight, rain, water droplets, or a hot or moist environment.
9. Please enjoy the music at an appropriate volume to protect your health and sound equipment.
10. Please unplug the charging cable when it is not in use.

PRODUCT DESCRIPTION:

- 1、Indicate led
- 2、Play/Pause button
- 3、Vol+ button
- 4、Vol- button
- 5、Preset button

- 6、 reset button
- 7、 WiFi Pair button
- 8、 DC in
- 9、 3.5 mm audio input interface 3.5mm



TECHNICAL DATA:

Output power: 5W x 2 + 10.5W
 Distortion: $\leq 3\%$
 Frequency response: 40Hz~20KHz
 SNR: >70dB
 Speaker unit: 4R x 2 + 4R x 2 + 8R
 Power input: DC 18V / 2A
 Sensitivity: 400mV
 Product size: 329.8 x 182.9 x 156.6mm (WxHxD)

1、 Power On/Off :

Plus in DC power the set is power on,
 Pull off DC power the set is power off

2、 Connect to network:

Apps network settings through the phone to help audio connection with a wireless route, see software documentation.

3、 Volume control:

Short Press Vol+/-, increase/decrease volume

4、 Change Next/Prev song:

Long press Vol+/- to change current play list, Vol+ is Next , Vol- is Prev

5、 AUX in:

Plug in AUX cable system will auto change to AUX input

Caution:

Note : Cet appareil est conforme à la Partie 15 des règlements de la FCC et aux normes RSS de l'Industrie du Canada. Son fonctionnement est soumis aux deux conditions suivantes : (1) cet appareil ne doit pas causer des interférences nuisibles, et (2) cet appareil doit accepter toute interférence reçue, y compris les interférences qui peuvent provoquer un fonctionnement indésirable.

Le fabricant n'est pas responsable des toutes interférences radio ou télévision causées par des modifications non autorisées apportées à cet appareil. De telles modifications peuvent empêcher l'utilisateur d'utiliser l'appareil.

This device complies with Part 15 of the FCC rules and Industry Canada license-exempt RSS standard(s). Operation is subject to the following two conditions: (1) this device may not cause harmful interference, and (2) this device must accept any interference received, including interference that may cause undesired operation.

The manufacturer is not responsible for any radio or TV interference caused by unauthorized modifications or change to this equipment. Such modifications or change could void the user's authority to operate the equipment.

This radio transmitter (identify the device by certification number or model number if Category II) has been approved by Industry Canada to operate with the antenna types listed below with the maximum permissible gain indicated. Antenna types not included in this list, having a gain greater than the maximum gain indicated for that type, are strictly prohibited for use with this device.

Le présent émetteur radio (identifier le dispositif par son numéro de certification ou son numéro de modèle s'il fait partie du matériel de catégorie II) a été approuvé par Industrie Canada pour fonctionner avec les types d'antenne énumérés ci-dessous et ayant un gain admissible maximal. Les types d'antenne non inclus dans cette liste, et dont le gain est supérieur au gain maximal indiqué, sont strictement interdits pour l'exploitation de l'émetteur.

Antenna Type	Max. Antenna Gain(dBi)
PCB printed antenna	2

This equipment has been tested and found to comply with the limits for a Class B digital device, pursuant to part 15 of the FCC Rules. These limits are designed to provide reasonable protection against harmful interference in a residential installation. This equipment generates, uses and can radiate radio frequency energy and, if not installed and used in accordance with the instructions, may cause harmful interference to radio communications. However, there is no guarantee that interference will not occur in a particular installation. If this equipment does cause harmful interference to radio or television reception, which can be determined by turning the equipment off and on, the user is encouraged to try to correct the interference by one or more of the

following measures:

- Reorient or relocate the receiving antenna.
- Increase the separation between the equipment and receiver.
- Connect the equipment into an outlet on a circuit different from that to which the receiver is connected.
- Consult the dealer or an experienced radio/TV technician for help.

To maintain compliance with FCC's RF exposure guidelines, this equipment should be installed and operated with a minimum distance of 20cm between the radiator and your body.