

High Frequency Ceramic Solutions

2.4GHz Mini Patch Antenna, SMD

P/N 2440AT62A0085

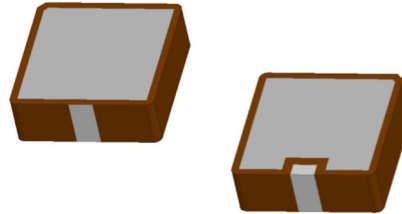
Detail Specification: 5/7/2019

Page 1 of 5

Let us help you with the antenna design, optimization, and tuning!

General Specifications

Part Number	2440AT62A0085		
Frequency (GHz)	2.4 - 2.485		
Min. Radiated Efficiency	70%		
Peak Gain (dBi)	3.5 typ.		
Average Gain (dBi)	1.3 typ.		
Return Loss (dB)	6 min.		
Polarization	Broadly Linear	Recommended Storage Conditions and Period for unused T&R Product	+5 to +35°C Humidity 45 - 75% RH 18 months max.
Impedance (Ω)	50		
Input Power (W)	2 max. (CW)	Reel Quantity (pcs/reel)	600
Operating Temperature	-40 to +85°C		

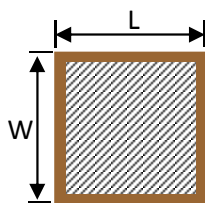


Part Number Explanation

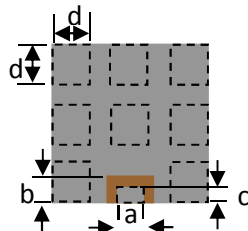
P/N Suffix	Packing Style	Bulk (loose)	Suffix = S	e.g. 2440AT62A0085S
		Reel	Suffix = E	e.g. 2440AT62A0085E
		100% Tin	Suffix = E or S	e.g. 2440AT62A0085(E or S)
	Evaluation Board	2440AT62A0085-EB1SMA		

Mechanical Dimensions

	In	mm
L	0.472 ± 0.008	12.00 ± 0.2
W	0.472 ± 0.008	12.00 ± 0.2
T	0.157 ± 0.004	4.00 ± 0.1
a	0.079 ± 0.008	2.00 ± 0.2
b	0.079 ± 0.008	2.00 ± 0.2
c	0.047 ± 0.008	1.20 ± 0.2
d	0.118 ± 0.008	3.00 ± 0.2



Top View



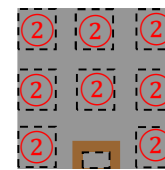
Bottom View



Side view

Terminal Configuration

No.	Function
1	FEED
2	GND



①

Bottom View

Johanson Technology, Inc. reserves the right to make design changes without notice.
All sales are subject to Johanson Technology, Inc. terms and conditions.



<https://www.johansontechnology.com>

4001 Calle Tecate • Camarillo, CA 93012 • TEL 805.389.1166 FAX 805.389.1821

Ver. 1.2

2019 Johanson Technology, Inc. All Rights Reserved

"High Frequency Ceramic Solutions"

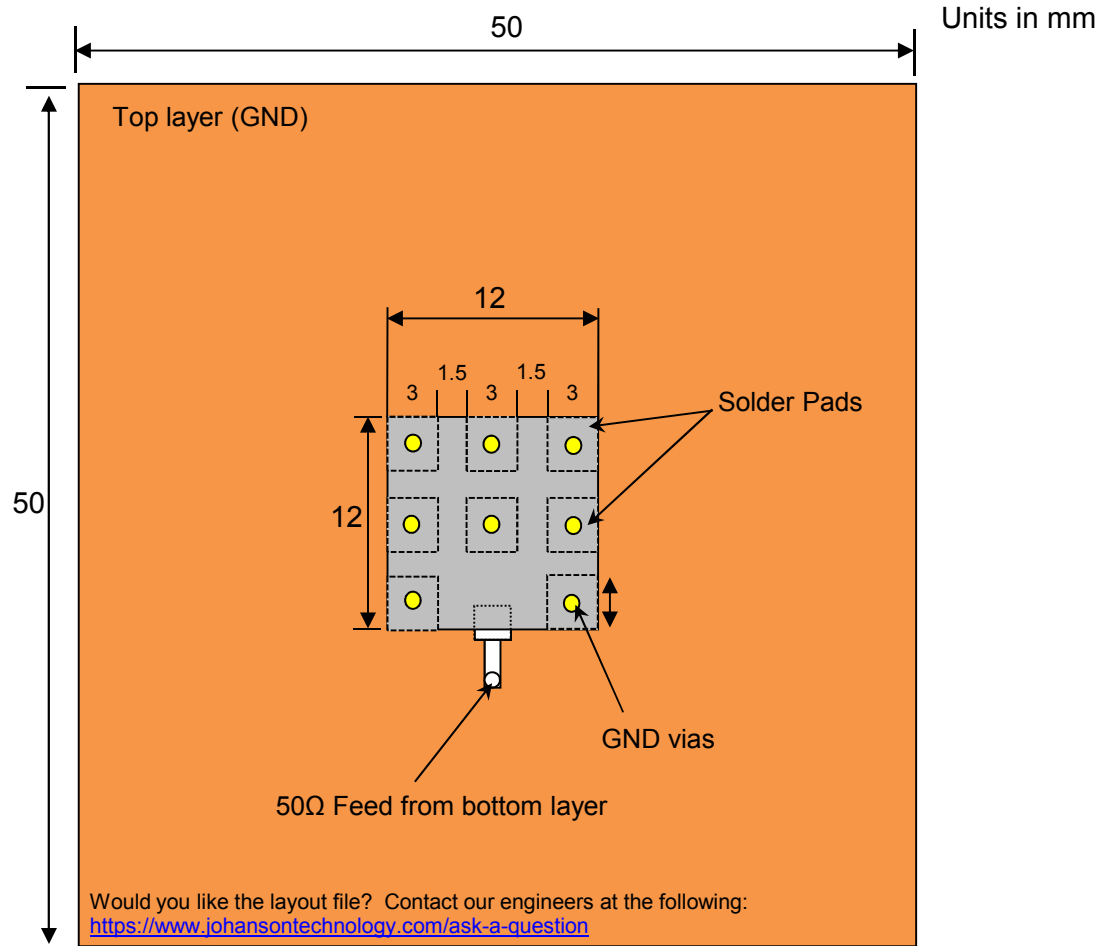
2.4GHz Mini Patch Antenna, SMD

P/N 2440AT62A0085

Detail Specification: 5/7/2019

Page 2 of 5

Mounting Considerations 1: Evaluation Board



To order a pre-tuned 50Ω EVB with a female SMA connector click here: <https://www.johansontechnology.com/request-a-sample>
Reference p/n: 2440AT62A0085-EB1SMA

Johanson Technology, Inc. reserves the right to make design changes without notice.
All sales are subject to Johanson Technology, Inc. terms and conditions.



<https://www.johansontechnology.com>

4001 Calle Tecate • Camarillo, CA 93012 • TEL 805.389.1166 FAX 805.389.1821

Ver. 1.2

2019 Johanson Technology, Inc. All Rights Reserved

"High Frequency Ceramic Solutions"

2.4GHz Mini Patch Antenna, SMD

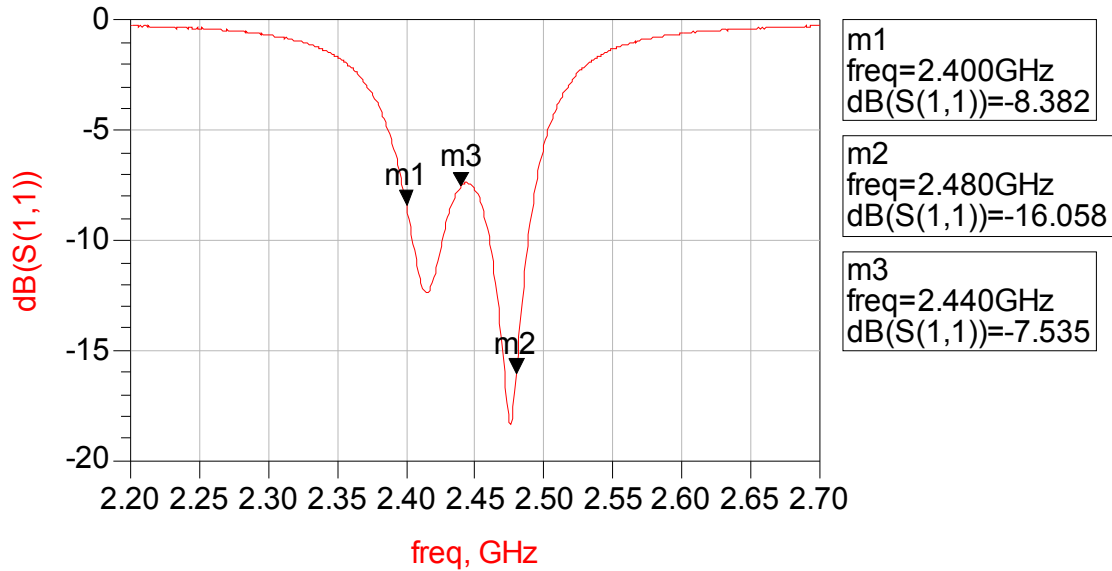
P/N 2440AT62A0085

Detail Specification: 5/7/2019

Page 3 of 5

Mounting Considerations 1: Electrical Performance @25°C

Measured Return Loss



Would you like the antenna layout? Have antenna tuning issues?
Please contact us if you have any questions regarding the implementation of this antenna in your PCB's layout. We'll be happy to guide you to maximize the antenna's performance

Contact our applications engineers at:

<https://www.johansontechnology.com/ask-a-question>

Johanson Technology, Inc. reserves the right to make design changes without notice.
All sales are subject to Johanson Technology, Inc. terms and conditions.



<https://www.johansontechnology.com>

4001 Calle Tecate • Camarillo, CA 93012 • TEL 805.389.1166 FAX 805.389.1821

Ver. 1.2

2019 Johanson Technology, Inc. All Rights Reserved

"High Frequency Ceramic Solutions"

2.4GHz Mini Patch Antenna, SMD

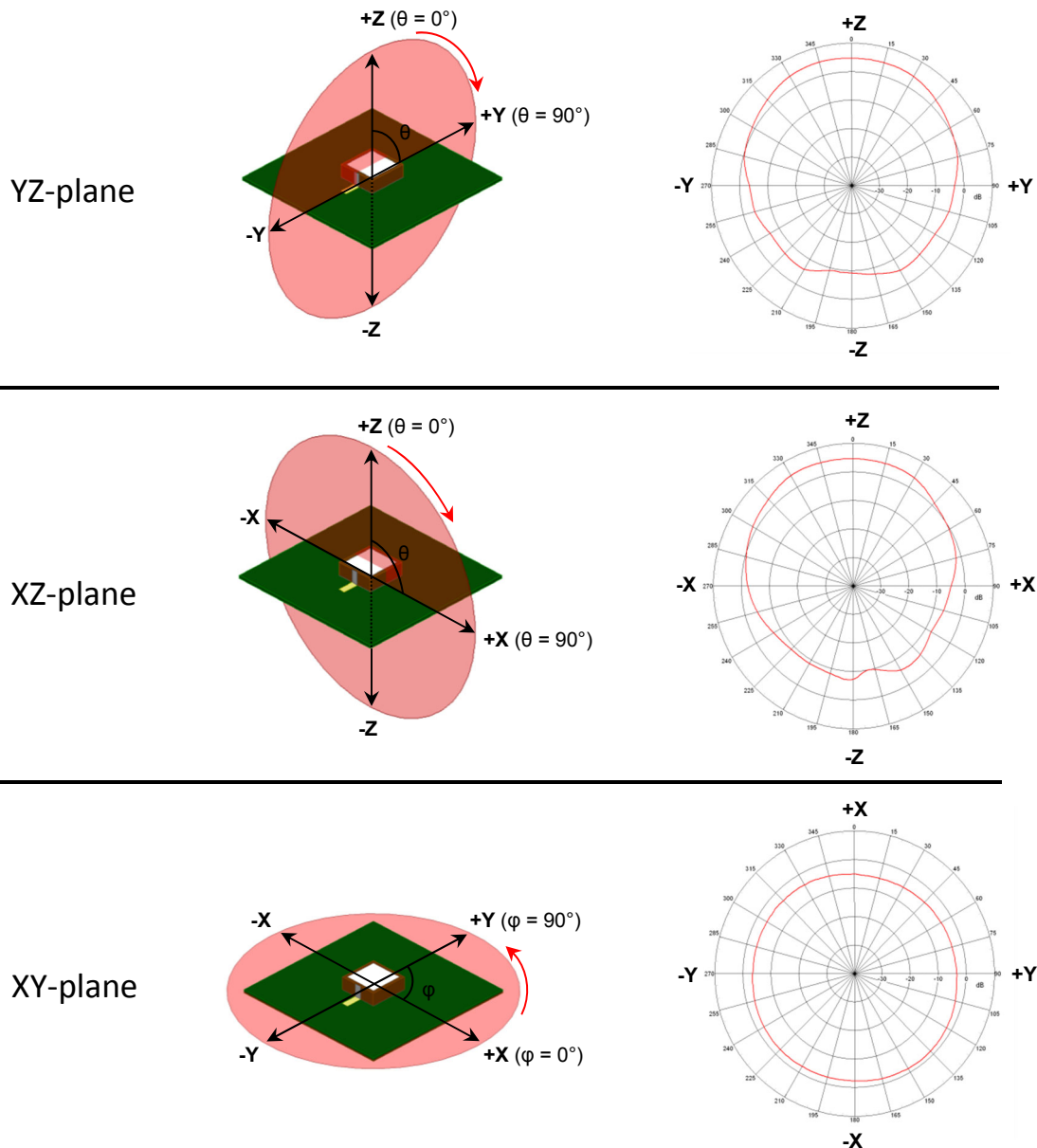
P/N 2440AT62A0085

Detail Specification: 5/7/2019

Page 4 of 5

Mounting Considerations 1: Antenna Performance

Typical 2D radiation patterns @ 2.44GHz



Johanson Technology, Inc. reserves the right to make design changes without notice.
All sales are subject to Johanson Technology, Inc. terms and conditions.



<https://www.johansontechnology.com>

4001 Calle Tecate • Camarillo, CA 93012 • TEL 805.389.1166 FAX 805.389.1821

Ver. 1.2

2019 Johanson Technology, Inc. All Rights Reserved

"High Frequency Ceramic Solutions"

2.4GHz Mini Patch Antenna, SMD

P/N 2440AT62A0085

Detail Specification: 5/7/2019

Page 5 of 5

Antenna tuning, optimization, and validation services:

<https://www.johansontechnology.com/ipc-antenna-services>

For more antennas and to download measured S-parameters, go to:

<https://www.johansontechnology.com/antennas>

Soldering Information

<https://www.johansontechnology.com/ipcsoldering-profile>

MSL Info

<https://www.johansontechnology.com/msl-rating>

Packaging Information

<https://www.johansontechnology.com/tape-reel-packaging>

For layout review contact our applications team at:

<https://www.johansontechnology.com/ask-a-question>

RoHS Compliance

<https://www.johansontechnology.com/rohs-compliance>

Need help designing the antenna in? Use our antenna design services!

<https://www.johansontechnology.com/ipc-antenna-services>

We provide 2 free layout reviews and if you need us to tune and characterize the antenna on your product (inside anechoic chamber) we can do that too. Small lab fee may apply for the latter.

Johanson Technology, Inc. reserves the right to make design changes without notice.

All sales are subject to Johanson Technology, Inc. terms and conditions.



<https://www.johansontechnology.com>

4001 Calle Tecate • Camarillo, CA 93012 • TEL 805.389.1166 FAX 805.389.1821

Ver. 1.2

2019 Johanson Technology, Inc. All Rights Reserved

Mouser Electronics

Authorized Distributor

Click to View Pricing, Inventory, Delivery & Lifecycle Information:

[Johanson:](#)

[2440AT62A0085E](#)