

# FCC Test Report

**FCC ID** : 2AA2U-UCW4026MCS  
**Equipment** : Set Top Box  
**Brand Name** : Technicolor  
**Model Name** : UCW4026MCS  
**Applicant** : Cal-Comp Electronics &  
Communications Company Limited  
3th FL., No. 99, Sec. 5, Nanjing E. Rd.  
Taipei 105 Taiwan  
**Manufacturer** : Cal-Comp Electronics &  
Communications Company Limited  
No. 147, Sec. 3, Beishen Rd., Shenkeng  
Dist., 222 New Taipei City, TAIWAN  
**Standard** : 47 CFR FCC Part 15.247

The product was received on Jul. 19, 2018, and testing was started from Jul. 31, 2018 and completed on Aug. 02, 2018. We, SPORTON INTERNATIONAL INC. EMC & Wireless Communications Laboratory, would like to declare that the tested sample has been evaluated in accordance with the procedures given in ANSI C63.10-2013 and shown compliance with the applicable technical standards.

The report must not be used by the client to claim product certification, approval, or endorsement by TAF or any agency of government.

The test results in this report apply exclusively to the tested model / sample. Without written approval of SPORTON INTERNATIONAL INC. EMC & Wireless Communications Laboratory, the test report shall not be reproduced except in full.



Approved by: Allen Lin

**SPORTON INTERNATIONAL INC. EMC & Wireless Communications Laboratory**

No. 52, Huaya 1st Rd., Guishan Dist., Taoyuan City, Taiwan (R.O.C.)



# Table of Contents

**HISTORY OF THIS TEST REPORT .....3**

**SUMMARY OF TEST RESULT .....4**

**1 GENERAL DESCRIPTION .....5**

1.1 Information.....5

1.2 Testing Applied Standards .....7

1.3 Testing Location Information .....7

1.4 Measurement Uncertainty .....7

**2 TEST CONFIGURATION OF EUT.....8**

2.1 Test Condition .....8

2.2 Test Channel Mode .....8

2.3 The Worst Case Measurement Configuration.....10

2.4 Accessories .....11

2.5 Support Equipment.....11

2.6 Test Setup Diagram .....12

**3 TRANSMITTER TEST RESULT .....13**

3.1 AC Power-line Conducted Emissions .....13

3.2 DTS Bandwidth.....14

3.3 Maximum Conducted Output Power .....15

3.4 Power Spectral Density .....17

3.5 Emissions in Non-restricted Frequency Bands .....18

3.6 Emissions in Restricted Frequency Bands.....19

**4 TEST EQUIPMENT AND CALIBRATION DATA .....23**

**APPENDIX A. TEST RESULTS OF AC POWER-LINE CONDUCTED EMISSIONS**

**APPENDIX B. TEST RESULTS OF DTS BANDWIDTH**

**APPENDIX C. TEST RESULTS OF MAXIMUM CONDUCTED OUTPUT POWER**

**APPENDIX D. TEST RESULTS OF POWER SPECTRAL DENSITY**

**APPENDIX E. TEST RESULTS OF EMISSIONS IN NON-RESTRICTED FREQUENCY BANDS**

**APPENDIX F. TEST RESULTS OF EMISSIONS IN RESTRICTED FREQUENCY BANDS**

**APPENDIX G. TEST PHOTOS**

**PHOTOGRAPHS OF EUT V01**



## History of this test report

Report No.	Version	Description	Issued Date
FR871710AC	01	Initial issue of report	Aug. 24, 2018



### Summary of Test Result

Report Clause	Ref. Std. Clause	Test Items	Result (PASS/FAIL)	Remark
1.1.2	15.203	Antenna Requirement	PASS	FCC 15.203
3.1	15.207	AC Power-line Conducted Emissions	PASS	FCC 15.207
3.2	15.247(a)	DTS Bandwidth	PASS	≥500kHz
3.3	15.247(b)	Maximum Conducted Output Power	PASS	Power [dBm]: 30
3.4	15.247(e)	Power Spectral Density	PASS	PSD [dBm/3kHz]: 8
3.5	15.247(d)	Emissions in Non-restricted Frequency Bands	PASS	Non-Restricted Bands: > 30 dBc
3.6	15.247(d)	Emissions in Restricted Frequency Bands	PASS	Restricted Bands: FCC 15.209

Reviewed by: Jackson Tsai

Report Producer: Debby Hung

# 1 General Description

## 1.1 Information

### 1.1.1 RF General Information

Frequency Range (MHz)	IEEE Std. 802.11	Ch. Frequency (MHz)	Channel Number
2400-2483.5	b, g, n (HT20), ac (VHT20)	2412-2462	1-11 [11]
2400-2483.5	n (HT40), ac (VHT40)	2422-2452	3-9 [7]

Band	Mode	BWch (MHz)	Nant
2.4-2.4835GHz	802.11b	20	1TX(Port 1)
2.4-2.4835GHz	802.11g	20	2TX
2.4-2.4835GHz	802.11n HT20	20	2TX
2.4-2.4835GHz	802.11n HT40	40	2TX

Note:

- ◆ 11b mode uses a combination of DSSS-DBPSK, DQPSK, CCK modulation.
- ◆ 11g, HT20 and HT40 use a combination of OFDM-BPSK, QPSK, 16QAM, 64QAM modulation.
- ◆ BWch is the nominal channel bandwidth.

### 1.1.2 Antenna Information

Ant.	Brand	Model Name	Antenna Type	Connector
1	Hongbo	-	PIFA Antenna	Murata
2	Hongbo	-	PIFA Antenna	I-PEX
3	Hongbo	-	PIFA Antenna	Murata

Ant.	Port	Gain (dBi)		
		2.4G	5G	BT
1	2	2.61	3.67	-
2	1	2.60	3.64	-
3	1	-	-	1.92

**For 2.4 GHz function:**

For IEEE 802.11b mode (1TX/1RX)

Support diversity function and pre-tested Ant. 1 and Ant. 2 on each single chain, the worst case was Ant. 1 and it was record in this test report.

For IEEE 802.11g/n mode (2TX/2RX)

Ant. 1 and Ant. 2 could transmit/receive simultaneously.

**For 5 GHz function:**

For IEEE 802.11a/n mode (2TX/2RX)



Ant. 1 and Ant. 2 could transmit/receive simultaneously.

**For Bluetooth function:**

For Bluetooth mode (1TX/1RX)

Only Ant. 3 can be used as transmitting/receiving antenna.

**1.1.3 EUT Information**

Operational Condition				
<b>EUT Power Type</b>	From AC Adapter			
<b>EUT Function</b>	<input checked="" type="checkbox"/>	Point-to-multipoint	<input type="checkbox"/>	Point-to-point
<b>Beamforming Function</b>	<input type="checkbox"/>	With beamforming	<input checked="" type="checkbox"/>	Without beamforming
Type of EUT				
<input checked="" type="checkbox"/>	Stand-alone			
<input type="checkbox"/>	Combined (EUT where the radio part is fully integrated within another device)			
	Combined Equipment - Brand Name / Model No.:		...	
<input type="checkbox"/>	Plug-in radio (EUT intended for a variety of host systems)			
	Host System - Brand Name / Model No.:		...	
<input type="checkbox"/>	Other:			

**1.1.4 Mode Test Duty Cycle**

Mode	DC	DCF(dB)	T(s)	VBW(Hz) ≥ 1/T
802.11b	0.998	0.009	n/a (DC>=0.98)	n/a (DC>=0.98)
802.11g	0.981	0.083	n/a (DC>=0.98)	n/a (DC>=0.98)
802.11ac VHT20	0.655	1.838	990u	3k
802.11ac VHT40	0.487	3.125	501.562u	3k



### 1.2 Testing Applied Standards

According to the specifications of the manufacturer, the EUT must comply with the requirements of the following standards:

- ◆ 47 CFR FCC Part 15
- ◆ ANSI C63.10-2013
- ◆ KDB 558074 D01 v04
- ◆ KDB 662911 D01 v02r01

### 1.3 Testing Location Information

Testing Location		
<input checked="" type="checkbox"/>	HWA YA	ADD : No. 52, Huaya 1st Rd., Guishan Dist., Taoyuan City, Taiwan (R.O.C.) TEL : 886-3-327-3456 FAX : 886-3-327-0973
Test site Designation No. TW1190 with FCC.		
<input type="checkbox"/>	JHUBEI	ADD : No.8, Ln. 724, Bo'ai St., Zhubei City, Hsinchu County, Taiwan (R.O.C.) TEL : 886-3-656-9065 FAX : 886-3-656-9085
Test site Designation No. TW0006 with FCC.		

Test Condition	Test Site No.	Test Engineer	Test Environment	Test Date
RF Conducted	TH01-HY	Andy	24.5°C / 64.5%	01/Aug/2018
Radiated	03CH03-HY	Jeff	23.5°C / 65%	31/Jul/2018
AC Conduction	CO04-HY	Jeremy	20.5°C / 62%	02/Aug/2018

### 1.4 Measurement Uncertainty

ISO/IEC 17025 requires that an estimate of the measurement uncertainties associated with the emissions test results be included in the report. The measurement uncertainties given below are based on a 95% confidence level (based on a coverage factor (k=2))

Test Items	Uncertainty	Remark
Conducted Emission (150kHz ~ 30MHz)	3.6 dB	Confidence levels of 95%
Radiated Emission (9kHz ~ 30MHz)	3.0 dB	Confidence levels of 95%
Radiated Emission (30MHz ~ 1,000MHz)	4.3 dB	Confidence levels of 95%
Radiated Emission (1GHz ~ 18GHz)	3.9 dB	Confidence levels of 95%
Radiated Emission (18GHz ~ 40GHz)	3.5 dB	Confidence levels of 95%
Conducted Emission	1.3 dB	Confidence levels of 95%
Temperature	0.7 °C	Confidence levels of 95%
Humidity	4 %	Confidence levels of 95%



## 2 Test Configuration of EUT

### 2.1 Test Condition

RF Conducted	Abbreviation	Remark
TnomVnom	Tnom	20°C
-	Vnom	120V

### 2.2 Test Channel Mode

Test Software	Dos
---------------	-----

Mode	PowerSetting
802.11b_Nss1,(1Mbps)_1TX(Port2)	-
2412MHz	70
2417MHz	74
2422MHz	81
2427MHz	83
2432MHz	86
2437MHz	86
2452MHz	86
2457MHz	74
2462MHz	72
802.11g_Nss1,(6Mbps)_2TX	-
2412MHz	68
2417MHz	73
2422MHz	77
2427MHz	79
2432MHz	81
2437MHz	83
2442MHz	83
2447MHz	81
2452MHz	78
2457MHz	74
2462MHz	70
802.11ac VHT20_Nss1,(MCS0)_2TX	-
2412MHz	64
2417MHz	74
2422MHz	75








Mode	PowerSetting
2427MHz	78
2432MHz	80
2437MHz	82
2442MHz	82
2447MHz	81
2452MHz	78
2457MHz	75
2462MHz	69
802.11ac VHT40_Nss1,(MCS0)_2TX	-
2422MHz	50
2427MHz	55
2432MHz	57
2437MHz	68
2442MHz	65
2447MHz	64
2452MHz	63

## 2.3 The Worst Case Measurement Configuration

The Worst Case Mode for Following Conformance Tests	
Tests Item	AC power-line conducted emissions
Condition	AC power-line conducted measurement for line and neutral
Operating Mode	CTX
1	Adapter mode

The Worst Case Mode for Following Conformance Tests	
Tests Item	DTS Bandwidth Maximum Conducted Output Power Power Spectral Density Emissions in Non-restricted Frequency Bands
Test Condition	Conducted measurement at transmit chains

The Worst Case Mode for Following Conformance Tests			
Tests Item	Emissions in Restricted Frequency Bands		
Test Condition	Radiated measurement If EUT consist of multiple antenna assembly (multiple antenna are used in EUT regardless of spatial multiplexing MIMO configuration), the radiated test should be performed with highest antenna gain of each antenna type.		
Operating Mode < 1GHz	CTX		
1	Adapter mode		
Operating Mode > 1GHz	CTX		
Orthogonal Planes of EUT	X Plane	Y Plane	Z Plane
			
Worst Planes of EUT			V

The Worst Case Mode for Following Conformance Tests	
Tests Item	Simultaneous Transmission Analysis
Operating Mode	CTX
1	Bluetooth+WLAN 2.4GHz
2	Bluetooth+WLAN 5GHz
Refer to Sporton Test Report No.: FA871710 for Co-location RF Exposure Evaluation.	



## 2.4 Accessories

Accessories				
AC Adapter	Brand Name	Acbel	Model Name	WAH033
	Power Rating	I/P: <u>100</u> - <u>240</u> Vac, <u>0.6</u> A, O/P: <u>12</u> Vdc, <u>1.5</u> A		
	Power Cord	<u>1.5</u> meter, Non-Shielded cable, w/o ferrite core		
remote control	Brand Name	-	Model Name	-
HDMI Cable	Power Cord	<u>1.7</u> meter, Shielded cable, w/o ferrite core		

## 2.5 Support Equipment

Support Equipment - RF Conducted				
No.	Equipment	Brand Name	Model Name	FCC ID
1	Notebook	DELL	E5410	R33002 / DOC
2	Adapter for NB	DELL	HA65NM130	R35737 / DOC
3	AC Power Source	GW	APS-9102	-

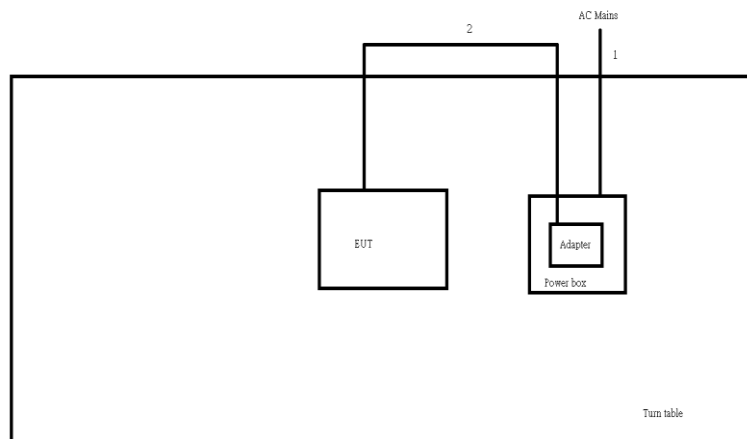
## 2.6 Test Setup Diagram

**Test Setup Diagram – AC Line Conducted Emission Test**



Item	Connection	Shielded	Length(m)	Remark
1	AC Power line	No	1.5	-
2	DC Power line	No	1.5	-

**Test Setup Diagram - Radiated Test**



Item	Connection	Shielded	Length(m)	Remark
1	AC Power line	No	1.5m	-
2	DC Power line	No	1.5m	-

### 3 Transmitter Test Result

#### 3.1 AC Power-line Conducted Emissions

##### 3.1.1 AC Power-line Conducted Emissions Limit

AC Power-line Conducted Emissions Limit		
Frequency Emission (MHz)	Quasi-Peak	Average
0.15-0.5	66 - 56 *	56 - 46 *
0.5-5	56	46
5-30	60	50

Note 1: \* Decreases with the logarithm of the frequency.

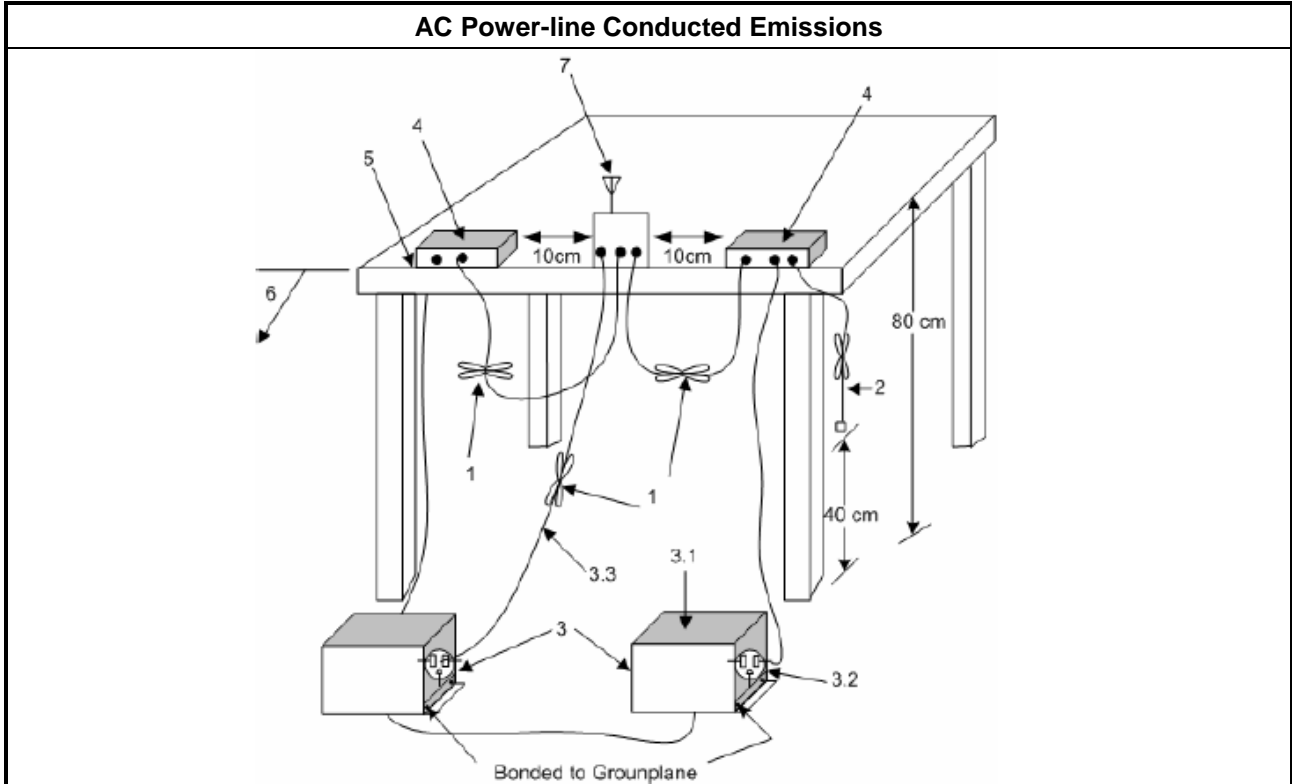
##### 3.1.2 Measuring Instruments

Refer a test equipment and calibration data table in this test report.

##### 3.1.3 Test Procedures

Test Method
<input checked="" type="checkbox"/> Refer as ANSI C63.10-2013, clause 6.2 for AC power-line conducted emissions.

##### 3.1.4 Test Setup



##### 3.1.5 Test Result of AC Power-line Conducted Emissions

Refer as Appendix A

### 3.2 DTS Bandwidth

#### 3.2.1 6dB Bandwidth Limit

6dB Bandwidth Limit
<b>Systems using digital modulation techniques:</b>
<ul style="list-style-type: none"> <li>▪ 6 dB bandwidth <math>\geq</math> 500 kHz.</li> </ul>

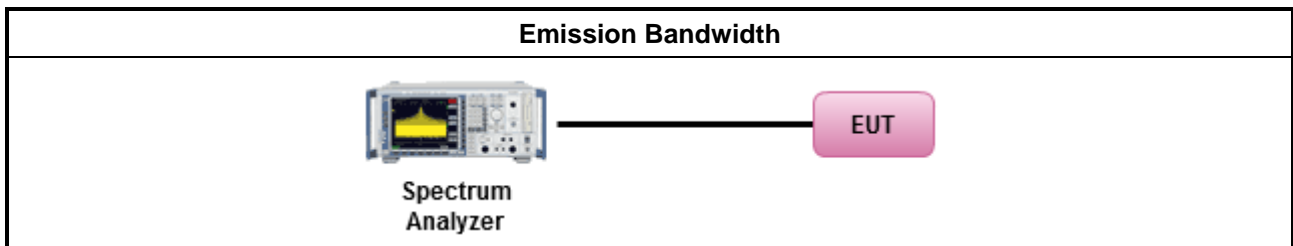
#### 3.2.2 Measuring Instruments

Refer a test equipment and calibration data table in this test report.

#### 3.2.3 Test Procedures

Test Method
<ul style="list-style-type: none"> <li>▪ For the emission bandwidth shall be measured using one of the options below:</li> </ul>
<input checked="" type="checkbox"/> Refer as KDB 558074, clause 8.1 Option 1 for 6 dB bandwidth measurement.
<input type="checkbox"/> Refer as KDB 558074, clause 8.2 Option 2 for 6 dB bandwidth measurement.
<input type="checkbox"/> Refer as RSS-Gen, clause 6.7 for for occupied bandwidth testing.
<input type="checkbox"/> Refer as ANSI C63.10, clause 6.9.3 for occupied bandwidth testing.

#### 3.2.4 Test Setup



#### 3.2.5 Test Result of Emission Bandwidth

Refer as Appendix B

### 3.3 Maximum Conducted Output Power

#### 3.3.1 Maximum Conducted Output Power Limit

Maximum Conducted Output Power Limit	
	<ul style="list-style-type: none"> <li>▪ If <math>G_{TX} \leq 6</math> dBi, then <math>P_{Out} \leq 30</math> dBm (1 W)</li> </ul>
	<ul style="list-style-type: none"> <li>▪ Point-to-multipoint systems (P2M): If <math>G_{TX} &gt; 6</math> dBi, then <math>P_{Out} = 30 - (G_{TX} - 6)</math> dBm</li> </ul>
	<ul style="list-style-type: none"> <li>▪ Point-to-point systems (P2P): If <math>G_{TX} &gt; 6</math> dBi, then <math>P_{Out} = 30 - (G_{TX} - 6)/3</math> dBm</li> </ul>
	<ul style="list-style-type: none"> <li>▪ Smart antenna system (SAS):</li> </ul>
	<ul style="list-style-type: none"> <li>- Single beam: If <math>G_{TX} &gt; 6</math> dBi, then <math>P_{Out} = 30 - (G_{TX} - 6)/3</math> dBm</li> </ul>
	<ul style="list-style-type: none"> <li>- Overlap beam: If <math>G_{TX} &gt; 6</math> dBi, then <math>P_{Out} = 30 - (G_{TX} - 6)/3</math> dBm</li> </ul>
	<ul style="list-style-type: none"> <li>- Aggregate power on all beams: If <math>G_{TX} &gt; 6</math> dBi, then <math>P_{Out} = 30 - (G_{TX} - 6)/3 + 8</math> dB dBm</li> </ul>
e.i.r.p. Power Limit:	
	<ul style="list-style-type: none"> <li>▪ 2400-2483.5 MHz Band</li> </ul>
	<ul style="list-style-type: none"> <li>▪ Point-to-multipoint systems (P2M): <math>P_{eirp} \leq 36</math> dBm (4 W)</li> </ul>
	<ul style="list-style-type: none"> <li>▪ Point-to-point systems (P2P): <math>P_{eirp} \leq \text{MAX}(36, [P_{Out} + G_{TX}])</math> dBm</li> </ul>
	<ul style="list-style-type: none"> <li>▪ Smart antenna system (SAS)</li> </ul>
	<ul style="list-style-type: none"> <li>- Single beam: <math>P_{eirp} \leq \text{MAX}(36, P_{Out} + G_{TX})</math> dBm</li> </ul>
	<ul style="list-style-type: none"> <li>- Overlap beam: <math>P_{eirp} \leq \text{MAX}(36, P_{Out} + G_{TX})</math> dBm</li> </ul>
	<ul style="list-style-type: none"> <li>- Aggregate power on all beams: <math>P_{eirp} \leq \text{MAX}(36, [P_{Out} + G_{TX} + 8])</math> dBm</li> </ul>
<p><math>P_{Out}</math> = maximum peak conducted output power or maximum conducted output power in dBm,  <math>G_{TX}</math> = the maximum transmitting antenna directional gain in dBi.</p>	

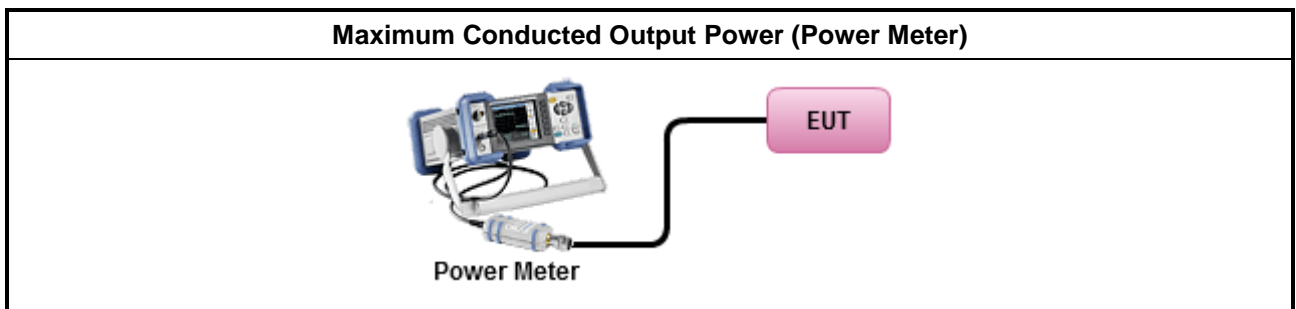
#### 3.3.2 Measuring Instruments

Refer a test equipment and calibration data table in this test report.

### 3.3.3 Test Procedures

Test Method	
<ul style="list-style-type: none"> <li>▪ Maximum Peak Conducted Output Power</li> </ul>	
<input type="checkbox"/>	Refer as KDB 558074, clause 9.1.1 Option 1 (RBW ≥ EBW method).
<input type="checkbox"/>	Refer as KDB 558074, clause 9.1.2 Option 2 (integrated band power method)
<input type="checkbox"/>	Refer as KDB 558074, clause 9.1.3 Option 3 (peak power meter for VBW ≥ DTS BW)
<ul style="list-style-type: none"> <li>▪ Maximum Average Conducted Output Power</li> </ul>	
Duty cycle ≥ 98%	
<input type="checkbox"/>	Refer as KDB 558074, clause 9.2.2.4 Method AVGSA-2 (spectral trace averaging).
Duty cycle < 98%	
<input type="checkbox"/>	Refer as KDB 558074, clause 9.2.2.5 Method AVGSA-2 Alt. (slow sweep speed)
RF power meter and average over on/off periods with duty factor or gated trigger	
<input checked="" type="checkbox"/>	Refer as KDB 558074, clause 9.2.3.1 Method AVGPM (using an RF average power meter).
<ul style="list-style-type: none"> <li>▪ For conducted measurement.</li> </ul>	
<ul style="list-style-type: none"> <li>▪ If the EUT supports multiple transmit chains using options given below: Refer as KDB 662911, In-band power measurements. Using the measure-and-sum approach, measured all transmit ports individually. Sum the power (in linear power units e.g., mW) of all ports for each individual sample and save them.</li> </ul>	
<ul style="list-style-type: none"> <li>▪ If multiple transmit chains, EIRP calculation could be following as methods:  <math>P_{total} = P_1 + P_2 + \dots + P_n</math>                      (calculated in linear unit [mW] and transfer to log unit [dBm])  <math>EIRP_{total} = P_{total} + DG</math> </li> </ul>	

### 3.3.4 Test Setup



### 3.3.5 Test Result of Maximum Conducted Output Power

Refer as Appendix C



### 3.4 Power Spectral Density

#### 3.4.1 Power Spectral Density Limit

Power Spectral Density Limit
<ul style="list-style-type: none"> <li>Power Spectral Density (PSD) <math>\leq</math> 8 dBm/3kHz</li> </ul>

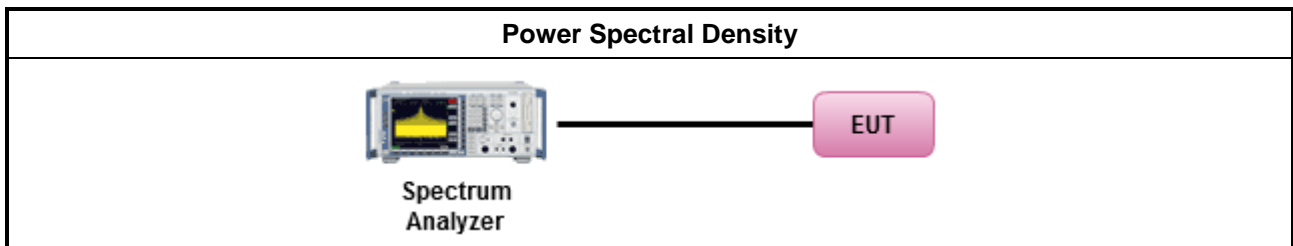
#### 3.4.2 Measuring Instruments

Refer a test equipment and calibration data table in this test report.

#### 3.4.3 Test Procedures

Test Method	
	<ul style="list-style-type: none"> <li>Peak power spectral density procedures that the same method as used to determine the conducted output power. If maximum peak conducted output power was measured to demonstrate compliance to the output power limit, then the peak PSD procedure below (Method PKPSD) shall be used. If maximum conducted output power was measured to demonstrate compliance to the output power limit, then one of the average PSD procedures shall be used, as applicable based on the following criteria (the peak PSD procedure is also an acceptable option).</li> </ul>
<input checked="" type="checkbox"/>	Refer as KDB 558074, clause 10.2 Method PKPSD (RBW=3-100kHz; Detector=peak).
	<ul style="list-style-type: none"> <li>For conducted measurement.</li> </ul>
	<ul style="list-style-type: none"> <li>If The EUT supports multiple transmit chains using options given below:</li> </ul>
	<ul style="list-style-type: none"> <li>Measure and sum the spectra across the outputs. Refer as KDB 662911, In-band power spectral density (PSD). Sample all transmit ports simultaneously using a spectrum analyzer for each transmit port. Where the trace bin-by-bin of each transmit port summing can be performed. (i.e., in the first spectral bin of output 1 is summed with that in the first spectral bin of output 2 and that from the first spectral bin of output 3, and so on up to the NTX output to obtain the value for the first frequency bin of the summed spectrum.). Add up the amplitude (power) values for the different transmit chains and use this as the new data trace.</li> </ul>

#### 3.4.4 Test Setup



#### 3.4.5 Test Result of Power Spectral Density

Refer as Appendix D

### 3.5 Emissions in Non-restricted Frequency Bands

#### 3.5.1 Emissions in Non-restricted Frequency Bands Limit

Un-restricted Band Emissions Limit	
RF output power procedure	Limit (dB)
Peak output power procedure	20
Average output power procedure	30

Note 1: If the peak output power procedure is used to measure the fundamental emission power to demonstrate compliance to requirements, then the peak conducted output power measured within any 100 kHz outside the authorized frequency band shall be attenuated by at least 20 dB relative to the maximum measured in-band peak PSD level.

Note 2: If the average output power procedure is used to measure the fundamental emission power to demonstrate compliance to requirements, then the power in any 100 kHz outside of the authorized frequency band shall be attenuated by at least 30 dB relative to the maximum measured in-band average PSD level.

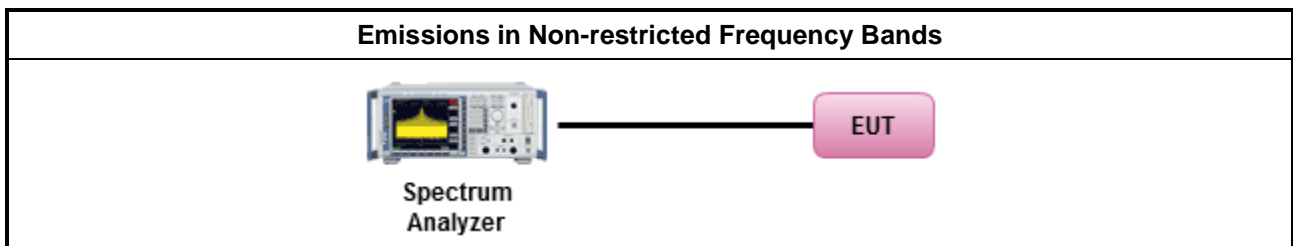
#### 3.5.2 Measuring Instruments

Refer a test equipment and calibration data table in this test report.

#### 3.5.3 Test Procedures

Test Method
<ul style="list-style-type: none"> <li>Refer as KDB 558074, clause 11 for unwanted emissions into non-restricted bands.</li> </ul>

#### 3.5.4 Test Setup



#### 3.5.5 Test Result of Emissions in Non-restricted Frequency Bands

Refer as Appendix E



### 3.6 Emissions in Restricted Frequency Bands

#### 3.6.1 Emissions in Restricted Frequency Bands Limit

Restricted Band Emissions Limit			
Frequency Range (MHz)	Field Strength (uV/m)	Field Strength (dBuV/m)	Measure Distance (m)
0.009~0.490	2400/F(kHz)	48.5 - 13.8	300
0.490~1.705	24000/F(kHz)	33.8 - 23	30
1.705~30.0	30	29	30
30~88	100	40	3
88~216	150	43.5	3
216~960	200	46	3
Above 960	500	54	3

Note 1: Test distance for frequencies at or above 30 MHz, measurements may be performed at a distance other than the limit distance provided they are not performed in the near field and the emissions to be measured can be detected by the measurement equipment. When performing measurements at a distance other than that specified, the results shall be extrapolated to the specified distance using an extrapolation factor of 20 dB/decade (inverse of linear distance for field-strength measurements, inverse of linear distance-squared for power-density measurements).

Note 2: Test distance for frequencies at below 30 MHz, measurements may be performed at a distance closer than the EUT limit distance; however, an attempt should be made to avoid making measurements in the near field. When performing measurements below 30 MHz at a closer distance than the limit distance, the results shall be extrapolated to the specified distance by either making measurements at a minimum of two or more distances on at least one radial to determine the proper extrapolation factor or by using the square of an inverse linear distance extrapolation factor (40 dB/decade). The test report shall specify the extrapolation method used to determine compliance of the EUT.

Note 3: Using the distance of 1m during the test for above 18 GHz, and the test value to correct for the distance factor at 3m.

#### 3.6.2 Measuring Instruments

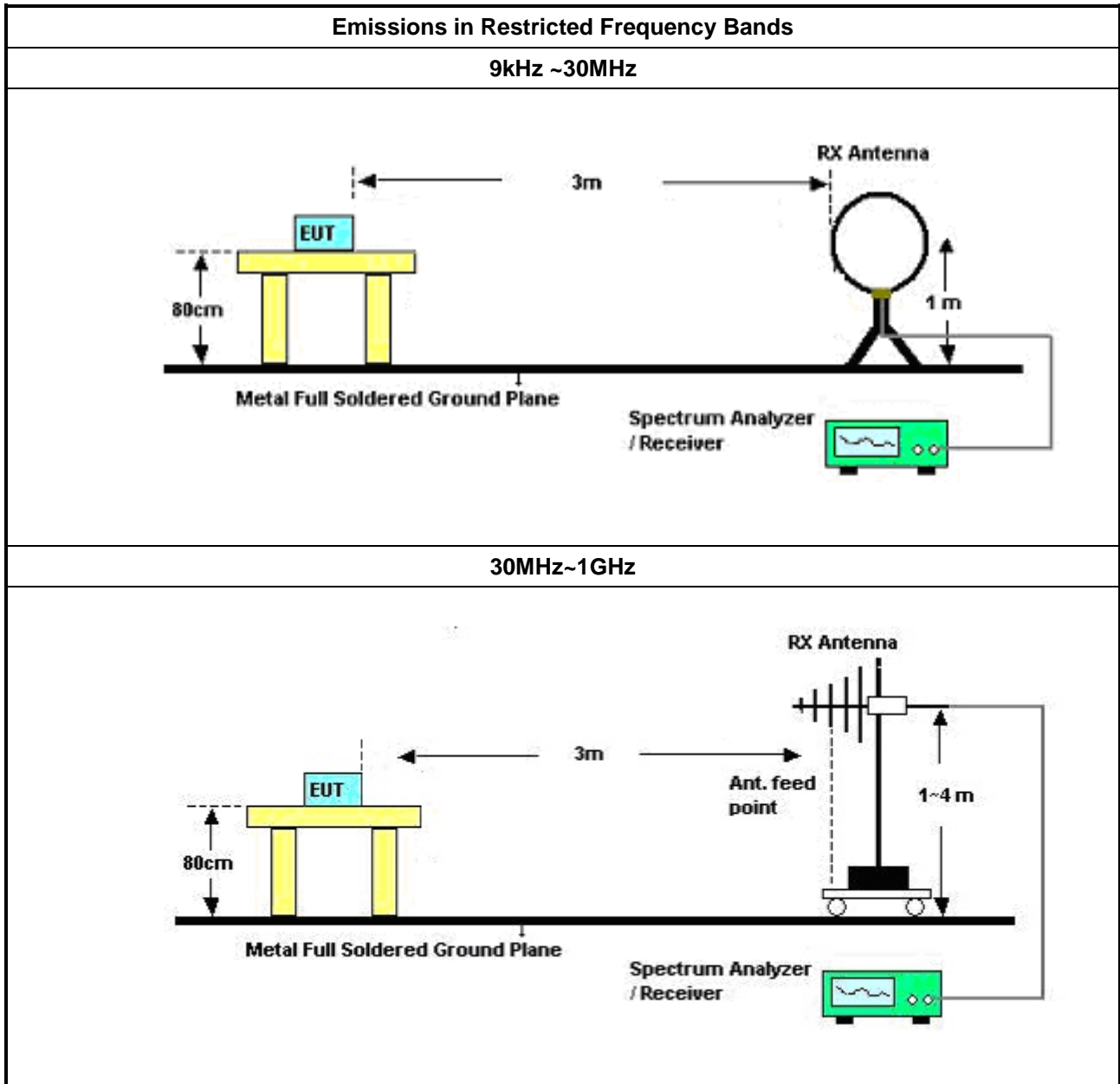
Refer a test equipment and calibration data table in this test report.

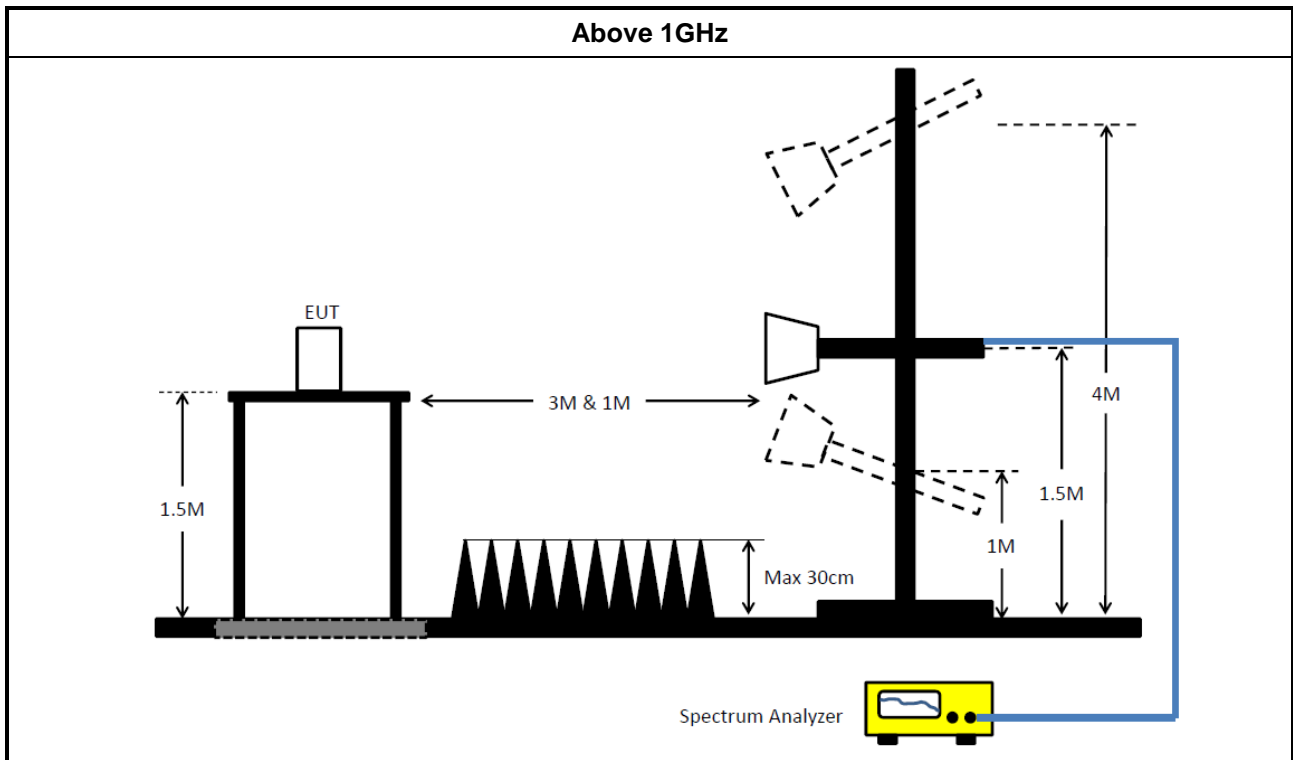


3.6.3 Test Procedures

Test Method	
<ul style="list-style-type: none"> <li>▪ The average emission levels shall be measured in [duty cycle <math>\geq</math> 98 or duty factor].</li> </ul>	
<ul style="list-style-type: none"> <li>▪ Refer as ANSI C63.10, clause 6.10.3 band-edge testing shall be performed at the lowest frequency channel and highest frequency channel within the allowed operating band.</li> </ul>	
<ul style="list-style-type: none"> <li>▪ For the transmitter unwanted emissions shall be measured using following options below:</li> </ul>	
<ul style="list-style-type: none"> <li>▪ Refer as KDB 558074, clause 12 for unwanted emissions into restricted bands.</li> </ul>	
	<input checked="" type="checkbox"/> Refer as KDB 558074, clause 12.2.5.3 (ANSI C63.10, clause 4.1.4.2.3), Reduced VBW $\geq$ 1/T.
	<input checked="" type="checkbox"/> Refer as KDB 558074, clause 12.2.4 measurement procedure peak limit.
<ul style="list-style-type: none"> <li>▪ For the transmitter band-edge emissions shall be measured using following options below:</li> </ul>	
<ul style="list-style-type: none"> <li>▪ Refer as KDB 558074 clause 13.1, When the performing peak or average radiated measurements, emissions within 2 MHz of the authorized band edge may be measured using the marker-delta method described below.</li> </ul>	
<ul style="list-style-type: none"> <li>▪ Refer as KDB 558074, clause 13.2 (ANSI C63.10, clause 6.10.6) for marker-delta method for band-edge measurements.</li> </ul>	
<ul style="list-style-type: none"> <li>▪ Refer as KDB 558074, clause 13.3 for narrower resolution bandwidth (100kHz) using the band power and summing the spectral levels (i.e., 1 MHz).</li> </ul>	
<ul style="list-style-type: none"> <li>▪ For conducted and cabinet radiation measurement, refer as KDB 558074, clause 12.2.2.</li> </ul>	
<ul style="list-style-type: none"> <li>▪ For conducted unwanted emissions into restricted bands (absolute emission limits). Devices with multiple transmit chains using options given below: (1) Measure and sum the spectra across the outputs or (2) Measure and add 10 log(N) dB</li> </ul>	
<ul style="list-style-type: none"> <li>▪ For KDB 662911 The methodology described here may overestimate array gain, thereby resulting in apparent failures to satisfy the out-of-band limits even if the device is actually compliant. In such cases, compliance may be demonstrated by performing radiated tests around the frequencies at which the apparent failures occurred.</li> </ul>	

### 3.6.4 Test Setup





### 3.6.5 Test Result of Emissions in Restricted Frequency Bands (Below 30MHz)

The amplitude of spurious emissions which are attenuated by more than 20dB below the permissible value has no need to be reported.

### 3.6.6 Test Result of Emissions in Restricted Frequency Bands

Refer as Appendix F



## 4 Test Equipment and Calibration Data

### Instrument for AC Conduction

Instrument	Manufacturer	Model No.	Serial No.	Spec.	Calibration Date	Calibration Due Date
EMC Receiver	R&S	ESR3	102051	9KHz ~ 3.6GHz	03/May/2018	02/May/2019
LISN	R&S	ENV216	101295	9kHz ~ 30MHz	17/Nov/2017	16/Nov/2018
RF Cable-CON	HUBER+SUHNER	RG213/U	0761183202000 1	9kHz ~ 30MHz	06/Oct/2017	05/Oct/2018
AC POWER	APC	AFC-11005G	F310050055	47Hz~63Hz 5~300V	NCR	NCR
Impuls Begrenzer Puls e Limiter	SCHWARZBECK	VTSD 9561-F	9561-F041	9 kHz ~ 30 MHz	12/Oct/2017	11/Oct/2018

NCR : Non-Calibration Require

### Instrument for Radiated Test

Instrument	Manufacturer	Model No.	Serial No.	Spec.	Calibration Date	Calibration Due Date
3m Semi Anechoic Chamber	SIDT FRANKONIA	SAC-3M	03CH03-HY	30MHz ~ 1GHz 3m	31/Oct/2017	30/Oct/2018
3m Semi Anechoic Chamber	SIDT FRANKONIA	SAC-3M	03CH03-HY	1GHz ~ 18GHz 3m	01/Nov/2017	31/Oct/2018
Amplifier	HP	8447D	2944A08033	10kHz ~ 1.3GHz	23/Apr/2018	19/Apr/2019
Microwave System Preamplifier	KEYSIGHT	83017A	MY53270196	1GHz ~ 26.5GHz	31/Aug/2017	30/Aug/2018
Signal Analyzer	R&S	FSP40	100305	10Hz ~ 40GHz	04/Jan/2018	03/Jan/2019
RF Cable-R03m	Jye Bao	RG142	CB021	9kHz ~ 1GHz	29/Jan/2018	28/Jan/2019
RF Cable-high	SUHNER	SUCOFLEX 106	CB222	1GHz ~ 40GHz	29/Jan/2018	28/Jan/2019
Bilog Antenna	SCHAFFNER	CBL 6112B	2723	30MHz ~ 1GHz	09/Sep/2017	08/Sep/2018
Receiver	R&S	ESCS 30	100354	9kHz ~ 2.75GHz	08/Dec/2017	07/Dec/2018
Broadband Horn Antenna	SCHWARZBECK	BBHA 9170	BBHA 9170154	18GHz ~ 40GHz	06/Feb/ 2018	05/Feb/2019
Double Ridged Guide Horn Antenna	SCHWARZBECK	BBHA 9120 D	BBHA 9120 D 1531	1GHz ~ 18GHz	18/Apr/ 2018	17/Apr/2019
Amplifier	MITEQ	TTA1840-35-HG	1864481	18GHz ~ 40GHz	24/Aug/2017	23/Aug/2018
Loop Antenna	TESEQ	HLA 6120	31244	9kHz ~ 30MHz	28/Mar/2018	27/Mar/2019

**Instrument for Conducted Test**

Instrument	Manufacturer	Model No.	Serial No.	Spec.	Calibration Date	Calibration Due Date
Spectrum Analyzer	R&S	FSV 40	101013	9kHz~40GHz	05/Feb/2018	04/Feb/2019
Power Sensor	Anritsu	MA2411B	0917017	300MHz ~ 40GHz	05/Feb/2018	04/Feb/2019
Power Meter	Anritsu	ML2495A	0949003	300MHz ~ 40GHz	05/Feb/2018	04/Feb/2019
RF Cable-0.2m	HUBER+SUHNER	SUCOFLEX_104	MY10710/4	30MHz ~ 26.5GHz	25/Aug/2017	24/Aug/2018
RF Cable-0.2m	HUBER+SUHNER	SUCOFLEX_104	MY10709/4	30MHz ~ 26.5GHz	25/Aug/2017	24/Aug/2018
RF Cable-1m	HUBER+SUHNER	SUCOFLEX_104	MY37332/4	30MHz ~ 26.5GHz	25/Aug/2017	24/Aug/2018
RF Cable-1m	HUBER+SUHNER	SUCOFLEX_104	MY37333/4	30MHz ~ 26.5GHz	25/Aug/2017	24/Aug/2018
Signal Generator	R&S	SMR40	100116	10MHz ~ 40GHz	26/Jul/2018	25/Jul/2019



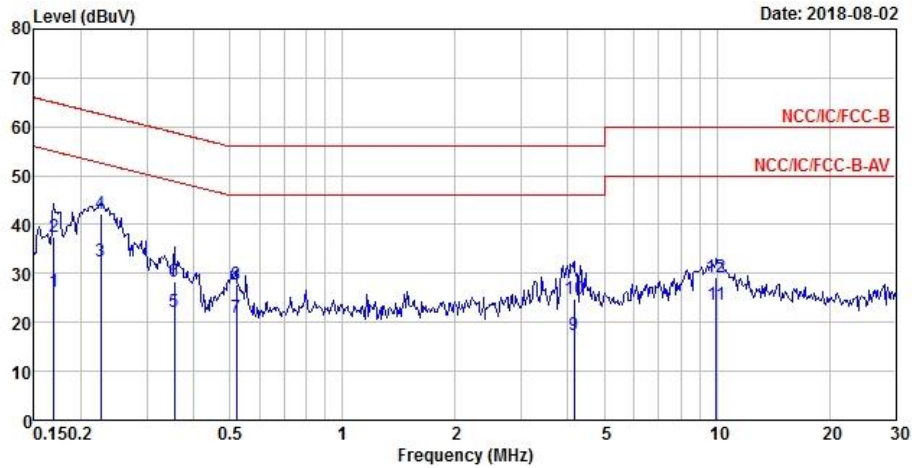


AC Power-line Conducted Emissions Result																																																																																																																																										
Operating Mode	1	Power Phase	Neutral																																																																																																																																							
Operating Function	Adapter mode																																																																																																																																									
<div style="display: flex; justify-content: space-between;"> <div> <p style="text-align: right; font-size: small;">Date: 2018-08-02</p> </div> </div>																																																																																																																																										
<table border="1" style="width: 100%; border-collapse: collapse; font-size: small;"> <thead> <tr> <th></th> <th>Freq</th> <th>Level</th> <th>Over</th> <th>Limit</th> <th>Read</th> <th>LISN</th> <th>Cable</th> <th>Remark</th> </tr> <tr> <th></th> <th>MHz</th> <th>dBuV</th> <th>Limit</th> <th>Line</th> <th>Level</th> <th>Factor</th> <th>Loss</th> <th></th> </tr> <tr> <th></th> <th></th> <th></th> <th>dB</th> <th>dBuV</th> <th>dBuV</th> <th>dB</th> <th>dB</th> <th></th> </tr> </thead> <tbody> <tr> <td style="background-color: #e0e0e0;">1</td> <td style="background-color: #e0e0e0;">MAX</td> <td style="background-color: #e0e0e0;">0.23</td> <td style="background-color: #e0e0e0;">36.12</td> <td style="background-color: #e0e0e0;">-16.23</td> <td style="background-color: #e0e0e0;">52.35</td> <td style="background-color: #e0e0e0;">26.48</td> <td style="background-color: #e0e0e0;">9.62</td> <td style="background-color: #e0e0e0;">0.02 Average</td> </tr> <tr> <td>2</td> <td>0.23</td> <td>44.03</td> <td>-18.32</td> <td>62.35</td> <td>34.39</td> <td>9.62</td> <td>0.02</td> <td>QP</td> </tr> <tr> <td>3</td> <td>0.51</td> <td>21.80</td> <td>-24.20</td> <td>46.00</td> <td>12.12</td> <td>9.61</td> <td>0.07</td> <td>Average</td> </tr> <tr> <td>4</td> <td>0.51</td> <td>29.46</td> <td>-26.54</td> <td>56.00</td> <td>19.78</td> <td>9.61</td> <td>0.07</td> <td>QP</td> </tr> <tr> <td>5</td> <td>0.97</td> <td>17.43</td> <td>-28.57</td> <td>46.00</td> <td>7.81</td> <td>9.62</td> <td>0.00</td> <td>Average</td> </tr> <tr> <td>6</td> <td>0.97</td> <td>23.72</td> <td>-32.28</td> <td>56.00</td> <td>14.10</td> <td>9.62</td> <td>0.00</td> <td>QP</td> </tr> <tr> <td>7</td> <td>2.07</td> <td>19.11</td> <td>-26.89</td> <td>46.00</td> <td>9.48</td> <td>9.63</td> <td>0.00</td> <td>Average</td> </tr> <tr> <td>8</td> <td>2.07</td> <td>25.24</td> <td>-30.76</td> <td>56.00</td> <td>15.61</td> <td>9.63</td> <td>0.00</td> <td>QP</td> </tr> <tr> <td>9</td> <td>3.88</td> <td>20.19</td> <td>-25.81</td> <td>46.00</td> <td>10.47</td> <td>9.64</td> <td>0.08</td> <td>Average</td> </tr> <tr> <td>10</td> <td>3.88</td> <td>28.64</td> <td>-27.36</td> <td>56.00</td> <td>18.92</td> <td>9.64</td> <td>0.08</td> <td>QP</td> </tr> <tr> <td>11</td> <td>9.76</td> <td>22.90</td> <td>-27.10</td> <td>50.00</td> <td>13.01</td> <td>9.69</td> <td>0.20</td> <td>Average</td> </tr> <tr> <td>12</td> <td>9.76</td> <td>28.18</td> <td>-31.82</td> <td>60.00</td> <td>18.29</td> <td>9.69</td> <td>0.20</td> <td>QP</td> </tr> </tbody> </table>					Freq	Level	Over	Limit	Read	LISN	Cable	Remark		MHz	dBuV	Limit	Line	Level	Factor	Loss					dB	dBuV	dBuV	dB	dB		1	MAX	0.23	36.12	-16.23	52.35	26.48	9.62	0.02 Average	2	0.23	44.03	-18.32	62.35	34.39	9.62	0.02	QP	3	0.51	21.80	-24.20	46.00	12.12	9.61	0.07	Average	4	0.51	29.46	-26.54	56.00	19.78	9.61	0.07	QP	5	0.97	17.43	-28.57	46.00	7.81	9.62	0.00	Average	6	0.97	23.72	-32.28	56.00	14.10	9.62	0.00	QP	7	2.07	19.11	-26.89	46.00	9.48	9.63	0.00	Average	8	2.07	25.24	-30.76	56.00	15.61	9.63	0.00	QP	9	3.88	20.19	-25.81	46.00	10.47	9.64	0.08	Average	10	3.88	28.64	-27.36	56.00	18.92	9.64	0.08	QP	11	9.76	22.90	-27.10	50.00	13.01	9.69	0.20	Average	12	9.76	28.18	-31.82	60.00	18.29	9.69	0.20	QP
	Freq	Level	Over	Limit	Read	LISN	Cable	Remark																																																																																																																																		
	MHz	dBuV	Limit	Line	Level	Factor	Loss																																																																																																																																			
			dB	dBuV	dBuV	dB	dB																																																																																																																																			
1	MAX	0.23	36.12	-16.23	52.35	26.48	9.62	0.02 Average																																																																																																																																		
2	0.23	44.03	-18.32	62.35	34.39	9.62	0.02	QP																																																																																																																																		
3	0.51	21.80	-24.20	46.00	12.12	9.61	0.07	Average																																																																																																																																		
4	0.51	29.46	-26.54	56.00	19.78	9.61	0.07	QP																																																																																																																																		
5	0.97	17.43	-28.57	46.00	7.81	9.62	0.00	Average																																																																																																																																		
6	0.97	23.72	-32.28	56.00	14.10	9.62	0.00	QP																																																																																																																																		
7	2.07	19.11	-26.89	46.00	9.48	9.63	0.00	Average																																																																																																																																		
8	2.07	25.24	-30.76	56.00	15.61	9.63	0.00	QP																																																																																																																																		
9	3.88	20.19	-25.81	46.00	10.47	9.64	0.08	Average																																																																																																																																		
10	3.88	28.64	-27.36	56.00	18.92	9.64	0.08	QP																																																																																																																																		
11	9.76	22.90	-27.10	50.00	13.01	9.69	0.20	Average																																																																																																																																		
12	9.76	28.18	-31.82	60.00	18.29	9.69	0.20	QP																																																																																																																																		
<p>Note 1: "&gt;20dB" means emission levels that exceed the level of 20 dB below the applicable limit.            Note 2: "N/F" means Nothing Found emissions (No emissions were detected.)</p>																																																																																																																																										



AC Power-line Conducted Emissions Result

Operating Mode	1	Power Phase	Line
Operating Function	Adapter mode		



	Freq	Level	Over Limit	Limit Line	Read Level	LISN Factor	Cable Loss	Remark
	MHz	dBuV	dB	dBuV	dBuV	dB	dB	
1	0.17	26.29	-28.70	54.99	16.65	9.62	0.02	Average
2	0.17	37.37	-27.62	64.99	27.73	9.62	0.02	QP
3 MAX	0.23	32.36	-20.25	52.61	22.72	9.62	0.02	Average
4	0.23	42.18	-20.43	62.61	32.54	9.62	0.02	QP
5	0.36	22.06	-26.77	48.83	12.37	9.61	0.08	Average
6	0.36	28.48	-30.35	58.83	18.79	9.61	0.08	QP
7	0.52	20.82	-25.18	46.00	11.14	9.61	0.07	Average
8	0.52	27.60	-28.40	56.00	17.92	9.61	0.07	QP
9	4.16	17.56	-28.44	46.00	7.84	9.63	0.09	Average
10	4.16	24.76	-31.24	56.00	15.04	9.63	0.09	QP
11	9.97	23.61	-26.39	50.00	13.75	9.66	0.20	Average
12	9.97	29.12	-30.88	60.00	19.26	9.66	0.20	QP

Note 1: ">20dB" means emission levels that exceed the level of 20 dB below the applicable limit.  
 Note 2: "N/F" means Nothing Found emissions (No emissions were detected.)



**Summary**

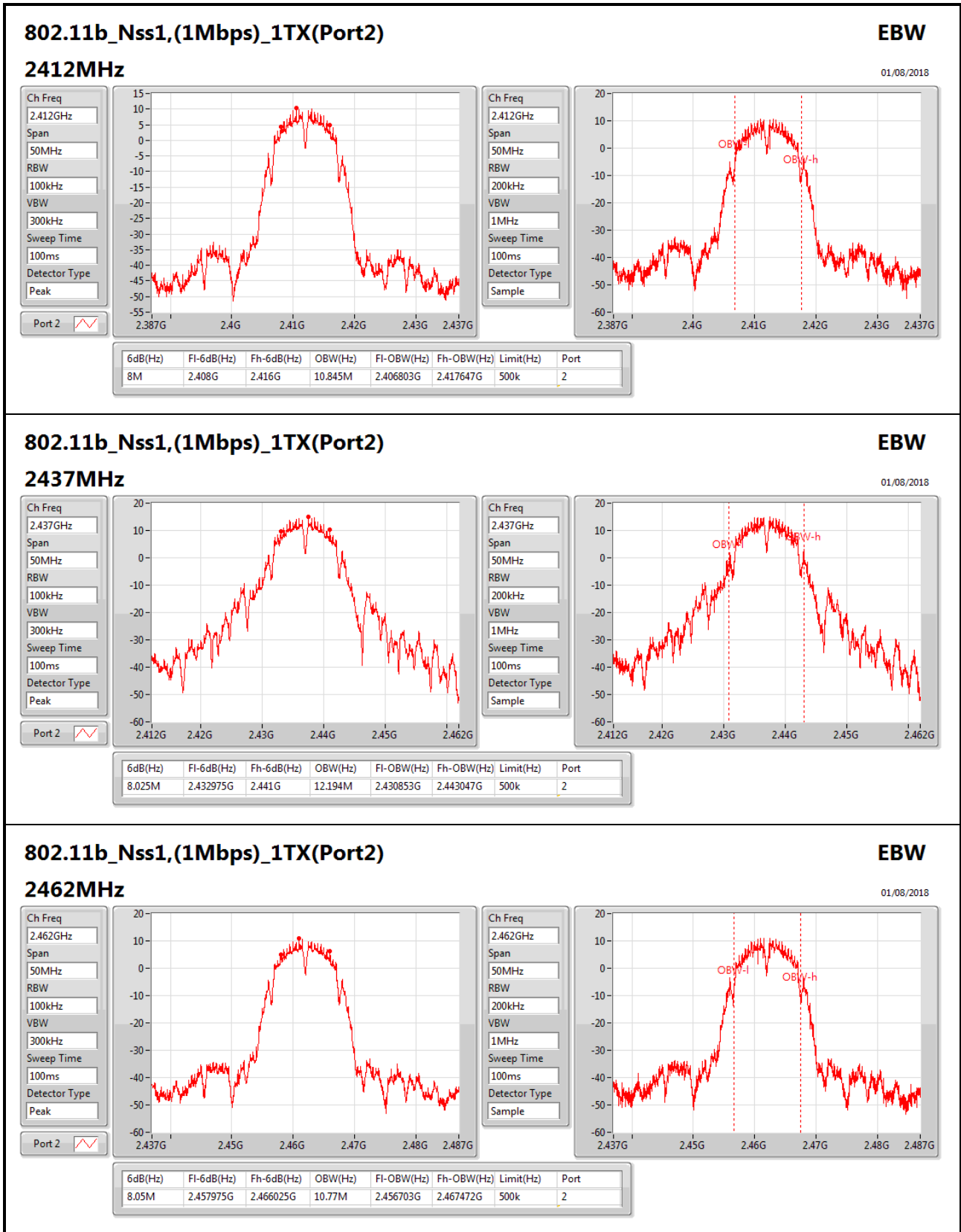
Mode	Max-N dB (Hz)	Max-OBW (Hz)	ITU-Code	Min-N dB (Hz)	Min-OBW (Hz)
2.4-2.4835GHz	-	-	-	-	-
802.11b_Nss1,(1Mbps)_1TX(Port2)	8.05M	12.194M	12M2G1D	8M	10.77M
802.11g_Nss1,(6Mbps)_2TX	16.375M	17.066M	17M1D1D	16.325M	16.592M
802.11ac_VHT20_Nss1,(MCS0)_2TX	17.575M	17.866M	17M9D1D	17.55M	17.741M
802.11ac_VHT40_Nss1,(MCS0)_2TX	36.4M	36.282M	36M3D1D	35.75M	36.132M

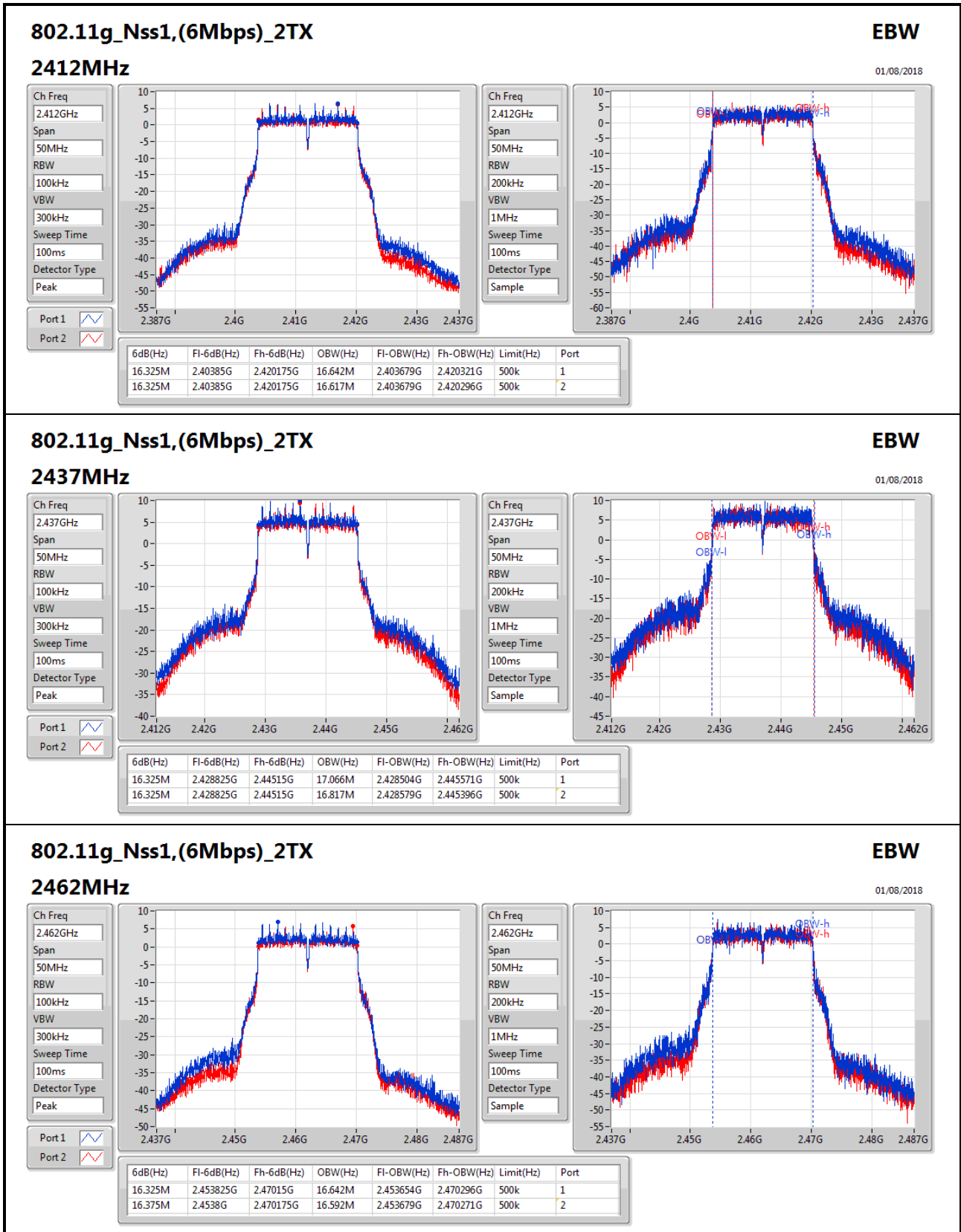
**Max-N dB** = Maximum 6dB down bandwidth; **Max-OBW** = Maximum 99% occupied bandwidth;  
**Min-N dB** = Minimum 6dB down bandwidth; **Min-OBW** = Minimum 99% occupied bandwidth;

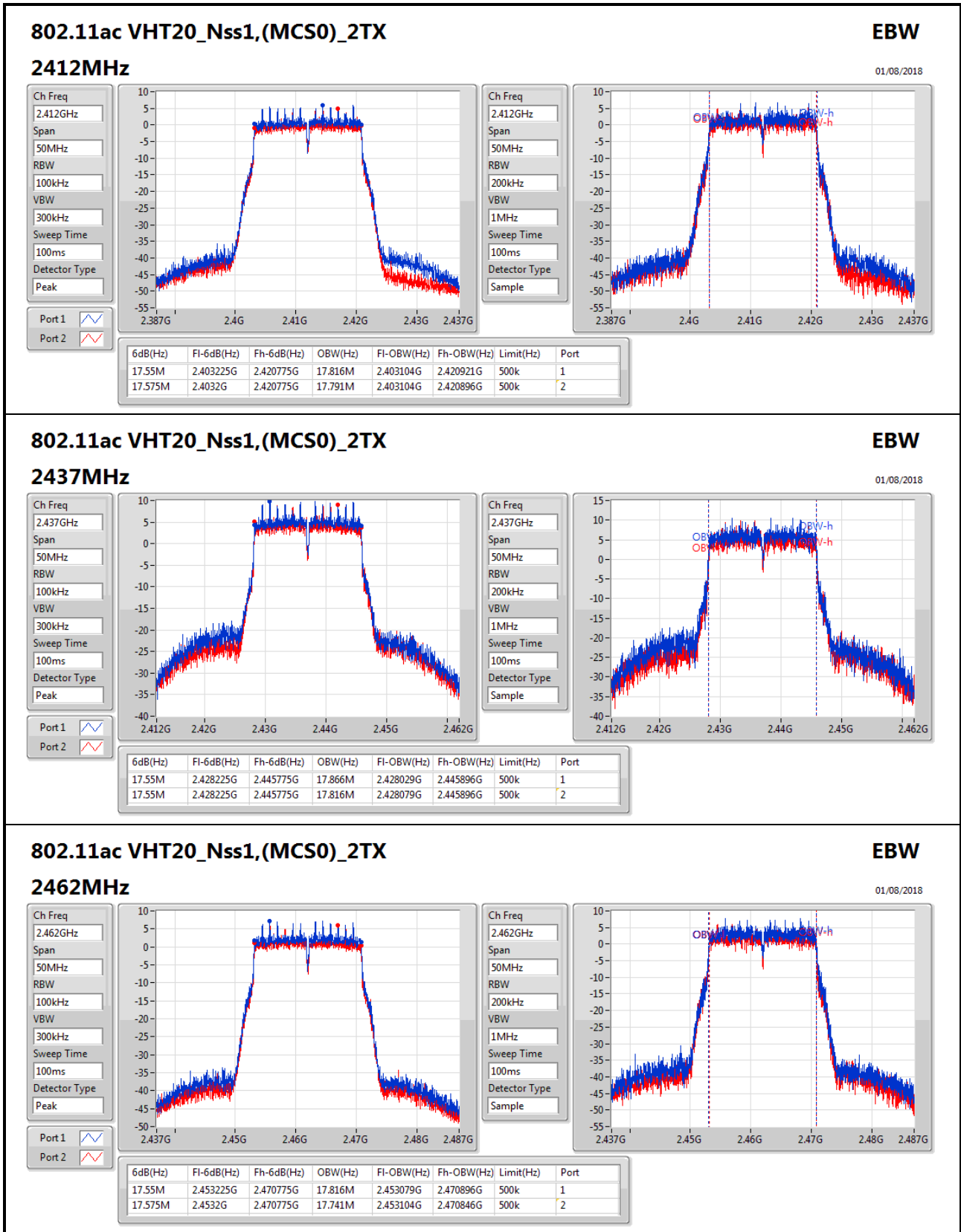
**Result**

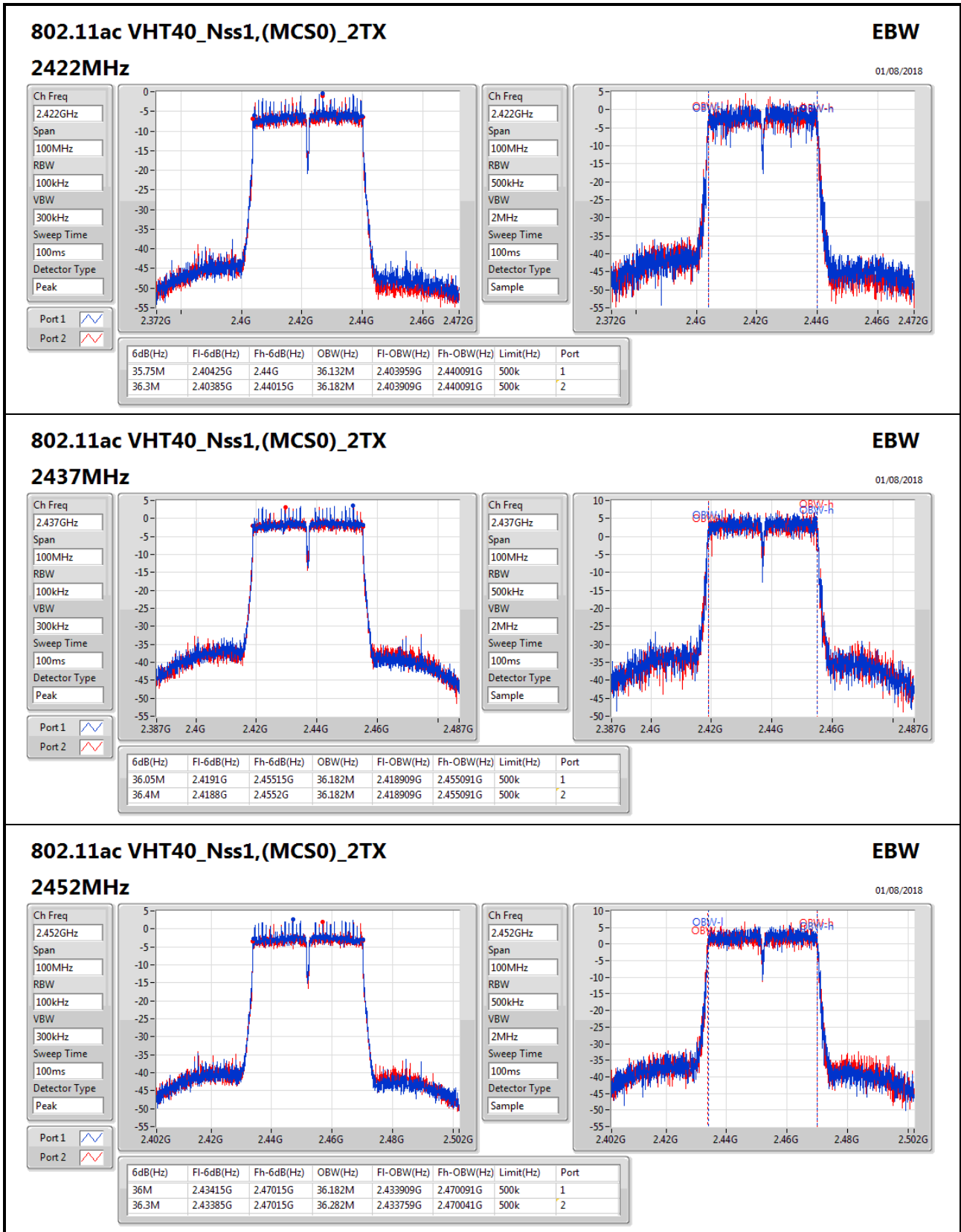
Mode	Result	Limit (Hz)	Port 1-N dB (Hz)	Port 1-OBW (Hz)	Port 2-N dB (Hz)	Port 2-OBW (Hz)
802.11b_Nss1,(1Mbps)_1TX(Port2)	-	-	-	-	-	-
2412MHz	Pass	500k			8M	10.845M
2437MHz	Pass	500k			8.025M	12.194M
2462MHz	Pass	500k			8.05M	10.77M
802.11g_Nss1,(6Mbps)_2TX	-	-	-	-	-	-
2412MHz	Pass	500k	16.325M	16.642M	16.325M	16.617M
2437MHz	Pass	500k	16.325M	17.066M	16.325M	16.817M
2462MHz	Pass	500k	16.325M	16.642M	16.375M	16.592M
802.11ac_VHT20_Nss1,(MCS0)_2TX	-	-	-	-	-	-
2412MHz	Pass	500k	17.55M	17.816M	17.575M	17.791M
2437MHz	Pass	500k	17.55M	17.866M	17.55M	17.816M
2462MHz	Pass	500k	17.55M	17.816M	17.575M	17.741M
802.11ac_VHT40_Nss1,(MCS0)_2TX	-	-	-	-	-	-
2422MHz	Pass	500k	35.75M	36.132M	36.3M	36.182M
2437MHz	Pass	500k	36.05M	36.182M	36.4M	36.182M
2452MHz	Pass	500k	36M	36.182M	36.3M	36.282M

**Port X-N dB** = Port X 6dB down bandwidth; **Port X-OBW** = Port X 99% occupied bandwidth;








**802.11ac VHT40\_Nss1,(MCS0)\_2TX**
**EBW**

01/08/2018

**2452MHz**

Ch Freq: 2.452GHz

Span: 100MHz

RBW: 100kHz

VBW: 300kHz

Sweep Time: 100ms

Detector Type: Peak

Port 1:

Port 2:

Ch Freq: 2.452GHz

Span: 100MHz

RBW: 500kHz

VBW: 2MHz

Sweep Time: 100ms

Detector Type: Sample





Summary

Mode	Total Power (dBm)	Total Power (W)
2.4-2.4835GHz	-	-
802.11b_Nss1,(1Mbps)_1TX(Port2)	23.55	0.22646
802.11g_Nss1,(6Mbps)_2TX	24.20	0.26303
802.11ac_VHT20_Nss1,(MCS0)_2TX	23.40	0.21878
802.11ac_VHT40_Nss1,(MCS0)_2TX	20.20	0.10471

Result

Mode	Result	DG (dBi)	Port 1 (dBm)	Port 2 (dBm)	Total Power (dBm)	Power Limit (dBm)
802.11b_Nss1,(1Mbps)_1TX(Port2)	-	-	-	-	-	-
2412MHz	Pass	2.61	-	18.72	18.72	30.00
2417MHz	Pass	2.61	-	19.65	19.65	30.00
2422MHz	Pass	2.61	-	22.02	22.02	30.00
2427MHz	Pass	2.61	-	22.54	22.54	30.00
2432MHz	Pass	2.61	-	23.54	23.54	30.00
2437MHz	Pass	2.61	-	23.52	23.52	30.00
2452MHz	Pass	2.61	-	23.55	23.55	30.00
2457MHz	Pass	2.61	-	19.60	19.60	30.00
2462MHz	Pass	2.61	-	19.30	19.30	30.00
802.11g_Nss1,(6Mbps)_2TX	-	-	-	-	-	-
2412MHz	Pass	2.61	17.81	17.26	20.55	30.00
2417MHz	Pass	2.61	18.92	18.46	21.71	30.00
2422MHz	Pass	2.61	19.83	19.20	22.54	30.00
2427MHz	Pass	2.61	20.35	19.85	23.12	30.00
2432MHz	Pass	2.61	20.86	20.26	23.58	30.00
2437MHz	Pass	2.61	21.25	20.85	24.06	30.00
2442MHz	Pass	2.61	21.40	20.97	24.20	30.00
2447MHz	Pass	2.61	21.01	20.27	23.67	30.00
2452MHz	Pass	2.61	20.10	19.61	22.87	30.00
2457MHz	Pass	2.61	19.10	18.57	21.85	30.00
2462MHz	Pass	2.61	18.24	17.88	21.07	30.00
802.11ac_VHT20_Nss1,(MCS0)_2TX	-	-	-	-	-	-
2412MHz	Pass	2.61	16.50	15.44	19.01	30.00
2417MHz	Pass	2.61	18.80	17.70	21.30	30.00
2422MHz	Pass	2.61	19.11	18.00	21.60	30.00
2427MHz	Pass	2.61	19.73	18.64	22.23	30.00
2432MHz	Pass	2.61	20.36	19.17	22.82	30.00
2437MHz	Pass	2.61	20.78	19.74	23.30	30.00
2442MHz	Pass	2.61	20.97	19.71	23.40	30.00
2447MHz	Pass	2.61	20.64	19.65	23.18	30.00
2452MHz	Pass	2.61	19.77	18.64	22.25	30.00
2457MHz	Pass	2.61	19.01	17.95	21.52	30.00
2462MHz	Pass	2.61	17.87	16.79	20.37	30.00
802.11ac_VHT40_Nss1,(MCS0)_2TX	-	-	-	-	-	-
2422MHz	Pass	2.61	12.95	12.38	15.68	30.00





## AV Power Result

## Appendix C

Mode	Result	DG (dBi)	Port 1 (dBm)	Port 2 (dBm)	Total Power (dBm)	Power Limit (dBm)
2427MHz	Pass	2.61	14.03	13.78	16.92	30.00
2432MHz	Pass	2.61	14.76	14.41	17.60	30.00
2437MHz	Pass	2.61	17.36	17.01	20.20	30.00
2442MHz	Pass	2.61	16.51	16.05	19.30	30.00
2447MHz	Pass	2.61	16.38	15.87	19.14	30.00
2452MHz	Pass	2.61	16.24	15.68	18.98	30.00

DG = Directional Gain; Port X = Port X output power

**Note : Conducted average output power is for reference only**



Summary

Mode	PD (dBm/RBW)
2.4-2.4835GHz	-
802.11b_Nss1,(1Mbps)_1TX(Port2)	0.71
802.11g_Nss1,(6Mbps)_2TX	-1.71
802.11ac VHT20_Nss1,(MCS0)_2TX	-3.92
802.11ac VHT40_Nss1,(MCS0)_2TX	-9.76

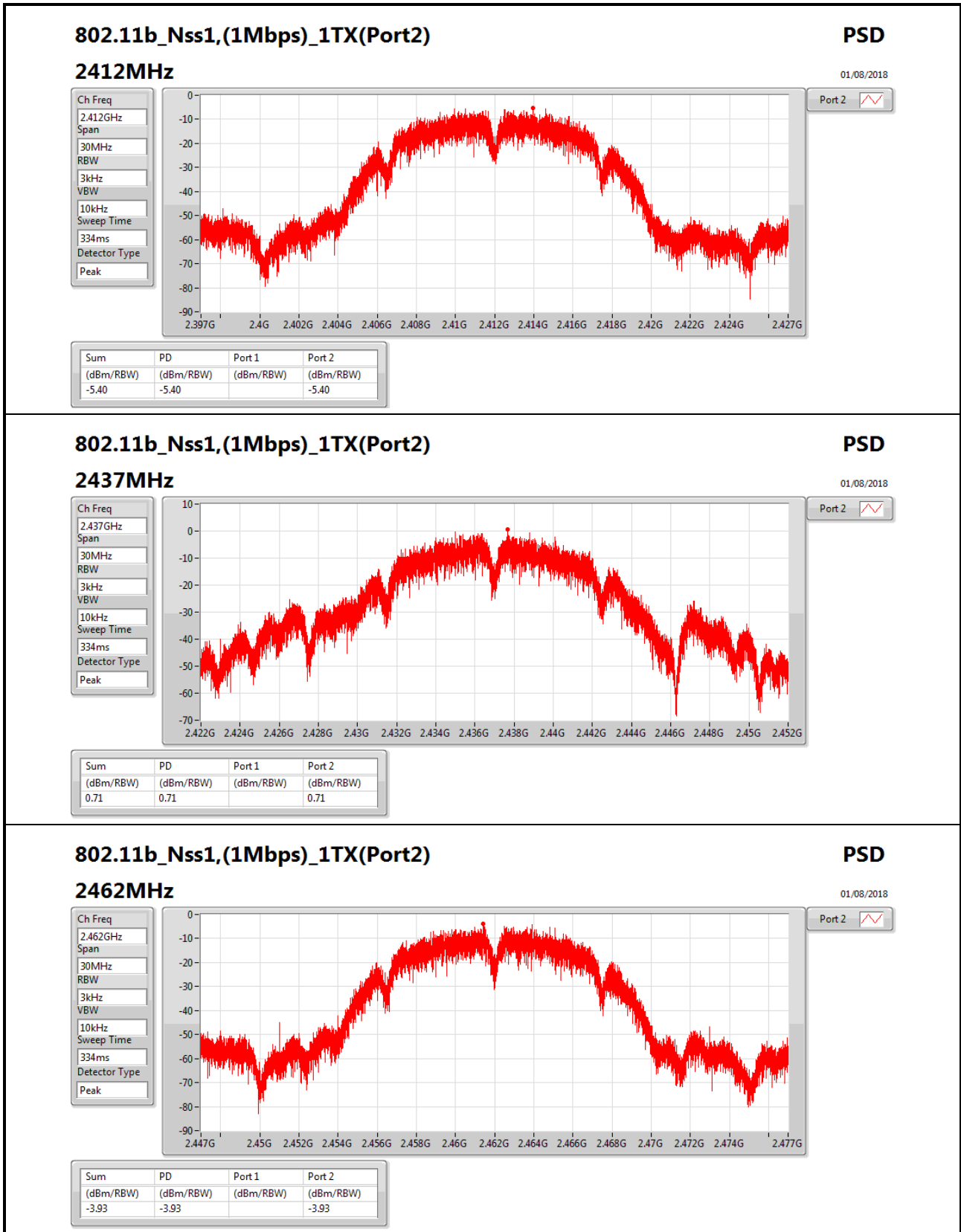
RBW=3kHz.

Result

Mode	Result	DG (dBi)	Port 1 (dBm/RBW)	Port 2 (dBm/RBW)	PD (dBm/RBW)	PD Limit (dBm/RBW)
802.11b_Nss1,(1Mbps)_1TX(Port2)	-	-	-	-	-	-
2412MHz	Pass	2.61	-	-5.40	-5.40	8.00
2437MHz	Pass	2.61	-	0.71	0.71	8.00
2462MHz	Pass	2.61	-	-3.93	-3.93	8.00
802.11g_Nss1,(6Mbps)_2TX	-	-	-	-	-	-
2412MHz	Pass	5.62	-7.64	-8.79	-6.58	8.00
2437MHz	Pass	5.62	-4.04	-3.59	-1.71	8.00
2462MHz	Pass	5.62	-7.61	-8.31	-5.59	8.00
802.11ac VHT20_Nss1,(MCS0)_2TX	-	-	-	-	-	-
2412MHz	Pass	5.62	-7.82	-10.82	-7.64	8.00
2437MHz	Pass	5.62	-5.69	-5.95	-3.92	8.00
2462MHz	Pass	5.62	-7.64	-7.85	-6.52	8.00
802.11ac VHT40_Nss1,(MCS0)_2TX	-	-	-	-	-	-
2422MHz	Pass	5.62	-15.09	-16.19	-14.04	8.00
2437MHz	Pass	5.62	-10.91	-11.52	-9.76	8.00
2452MHz	Pass	5.62	-12.57	-12.58	-11.51	8.00

DG = Directional Gain; RBW=3kHz;

PD = trace bin-by-bin of each transmits port summing can be performed maximum power density; Port X = Port Xpower density;



### 802.11b\_Nss1,(1Mbps)\_1TX(Port2)

#### 2462MHz

PSD

01/08/2018

Ch Freq  
2.462GHz

Span  
30MHz

RBW  
3kHz

VBW  
10kHz

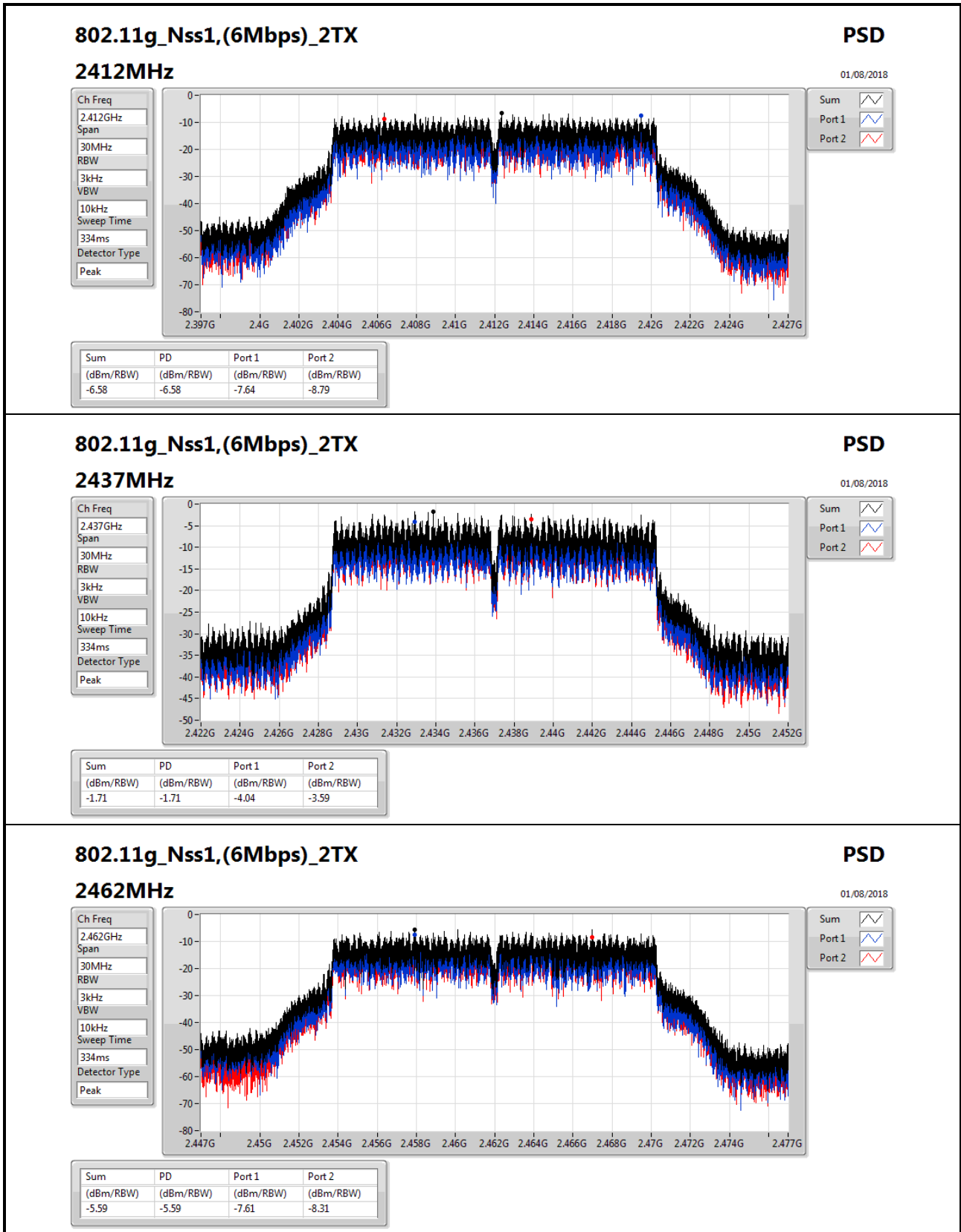
Sweep Time  
334ms

Detector Type  
Peak



Port 2

Sum	PD	Port 1	Port 2
(dBm/RBW)	(dBm/RBW)	(dBm/RBW)	(dBm/RBW)
-3.93	-3.93		-3.93



### 802.11g\_Nss1,(6Mbps)\_2TX

#### 2462MHz

**PSD**

01/08/2018

Ch Freq  
2.462GHz

Span  
30MHz

RBW  
3kHz

VBW  
10kHz

Sweep Time  
334ms

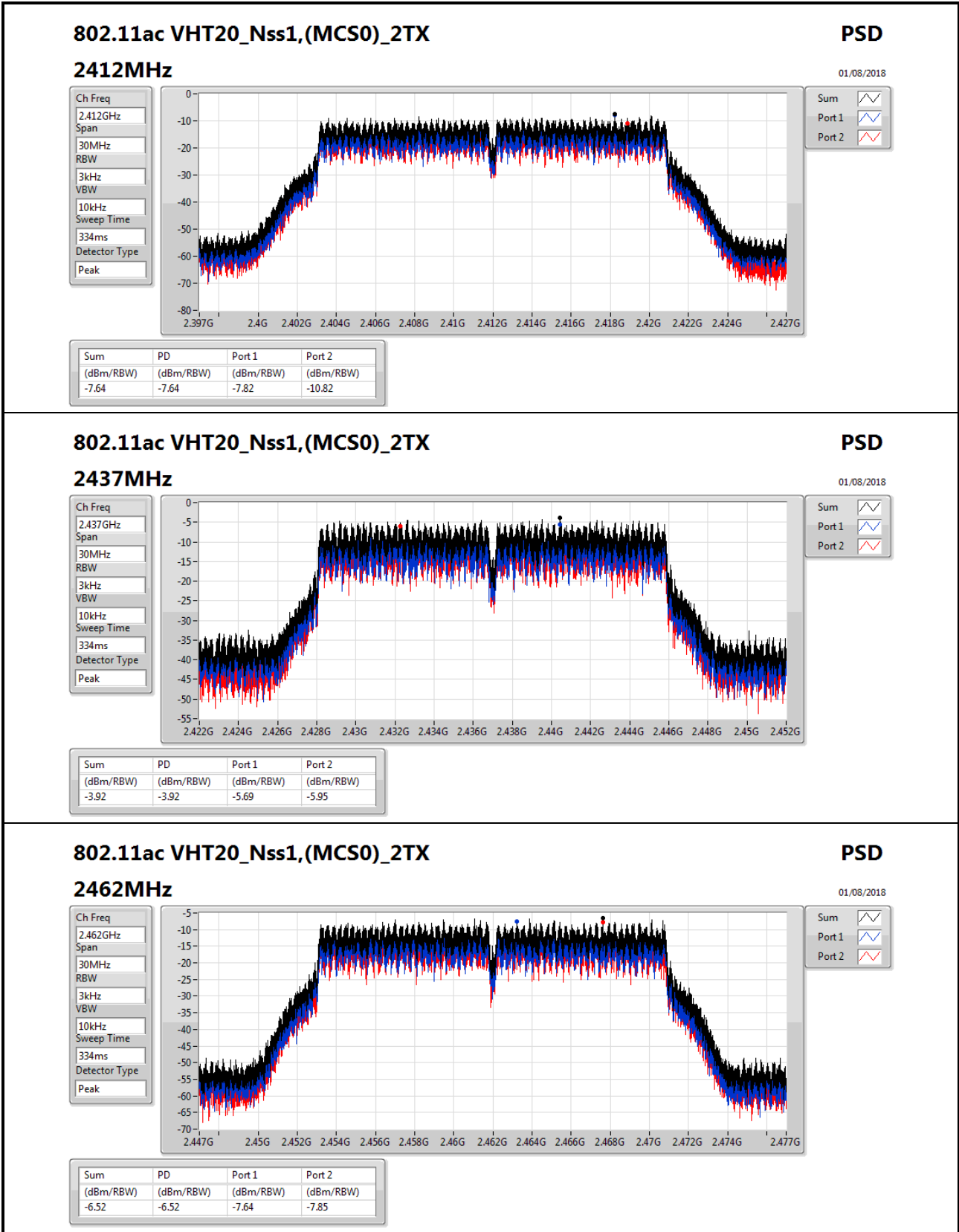
Detector Type  
Peak

Sum

Port 1

Port 2

Sum	PD	Port 1	Port 2
(dBm/RBW)	(dBm/RBW)	(dBm/RBW)	(dBm/RBW)
-5.59	-5.59	-7.61	-8.31



### 802.11ac VHT20\_Nss1,(MCS0)\_2TX

#### 2462MHz

**PSD**

01/08/2018

Ch Freq  
2.462GHz

Span  
30MHz

RBW  
3kHz

VBW  
10kHz

Sweep Time  
334ms

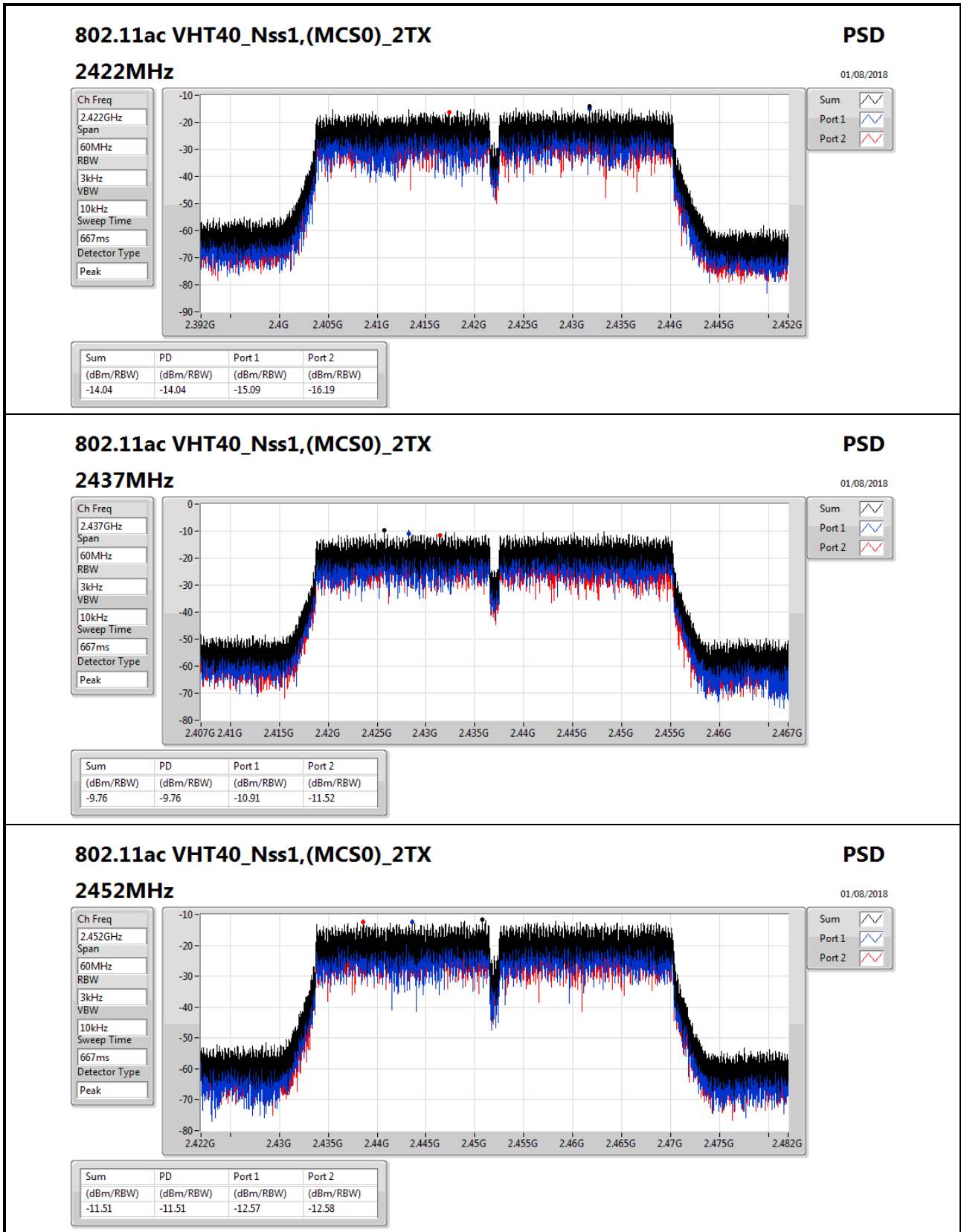
Detector Type  
Peak

Sum

Port 1

Port 2

Sum	PD	Port 1	Port 2
(dBm/RBW)	(dBm/RBW)	(dBm/RBW)	(dBm/RBW)
-6.52	-6.52	-7.64	-7.85



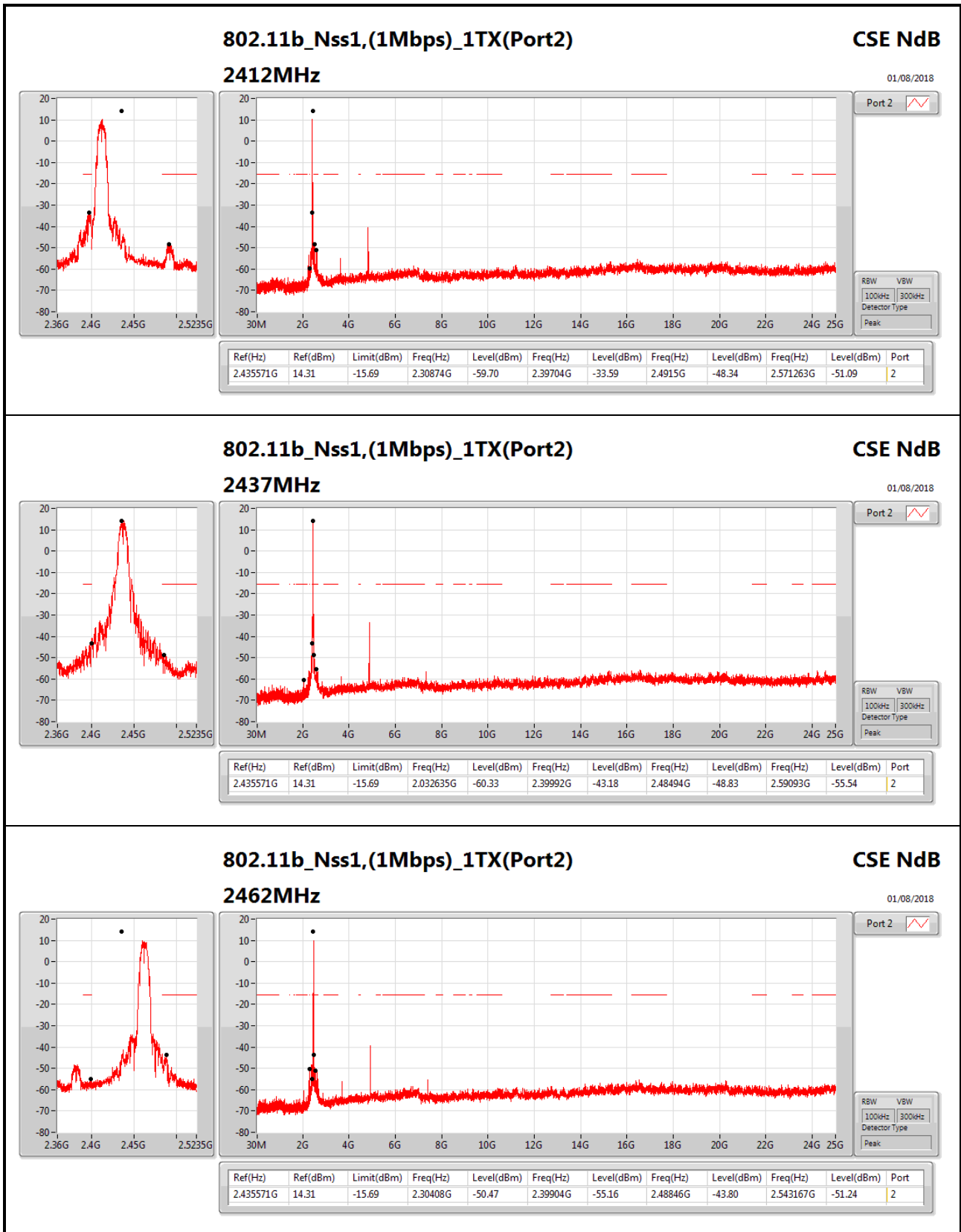


Summary

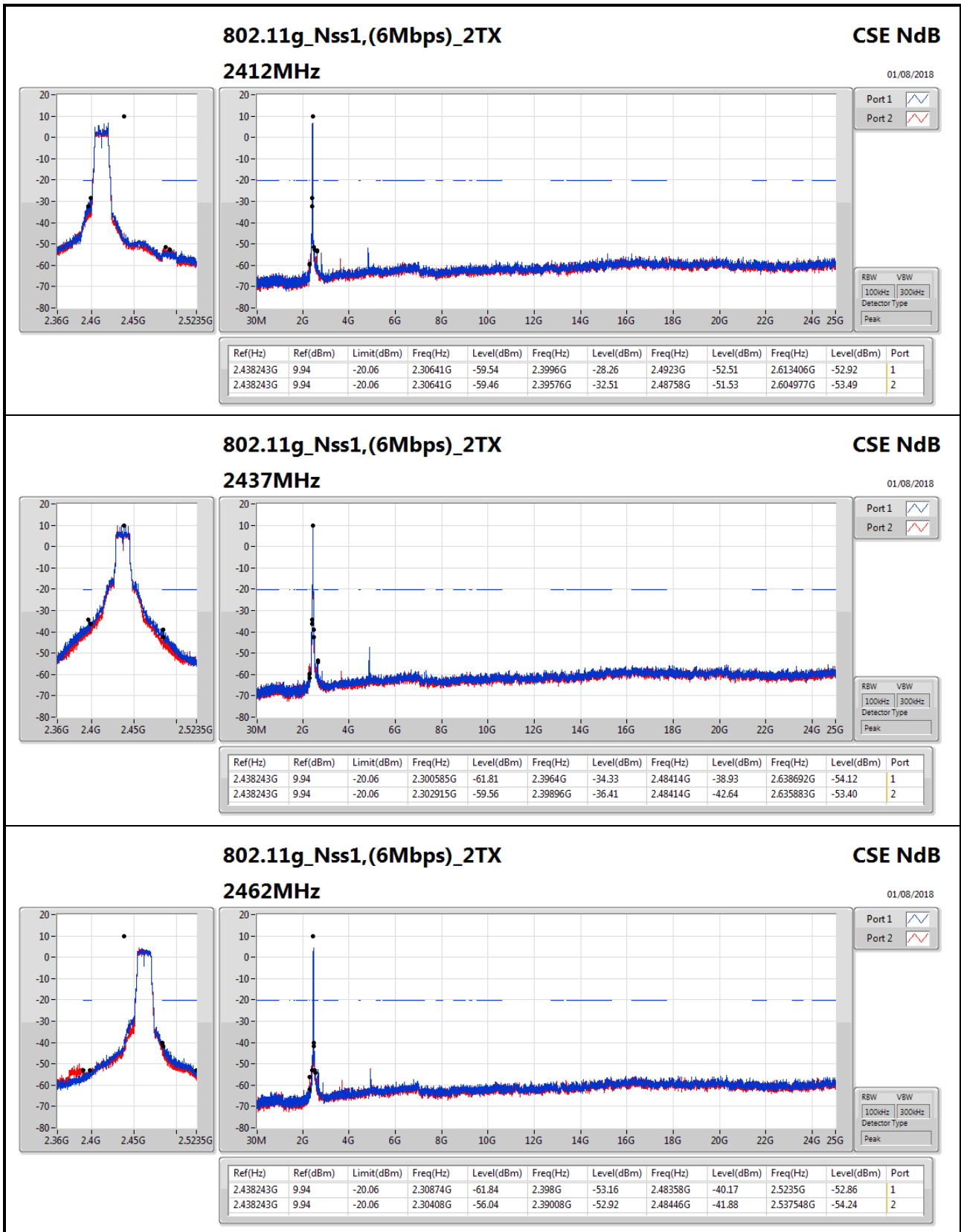
Mode	Result	Ref (Hz)	Ref (dBm)	Limit (dBm)	Freq (Hz)	Level (dBm)	Freq (Hz)	Level (dBm)	Freq (Hz)	Level (dBm)	Freq (Hz)	Level (dBm)	Port
2.4-2.4835GHz	-	-	-	-	-	-	-	-	-	-	-	-	-
802.11b_Nss1,(1Mbps)_1TX(Port2)	Pass	2.435571G	14.31	-15.69	2.30874G	-59.70	2.39704G	-33.59	2.4915G	-48.34	2.571263G	-51.09	2
802.11g_Nss1,(6Mbps)_2TX	Pass	2.438243G	9.94	-20.06	2.30641G	-59.54	2.3996G	-28.26	2.4923G	-52.51	2.613406G	-52.92	1
802.11ac_VHT20_Nss1,(MCS0)_2TX	Pass	2.441917G	10.03	-19.97	2.30874G	-57.84	2.39984G	-36.83	2.49798G	-51.66	21.40657G	-52.63	1
802.11ac_VHT40_Nss1,(MCS0)_2TX	Pass	2.431897G	3.91	-26.09	2.300535G	-60.54	2.39952G	-33.82	2.48414G	-44.11	16.41243G	-55.72	2

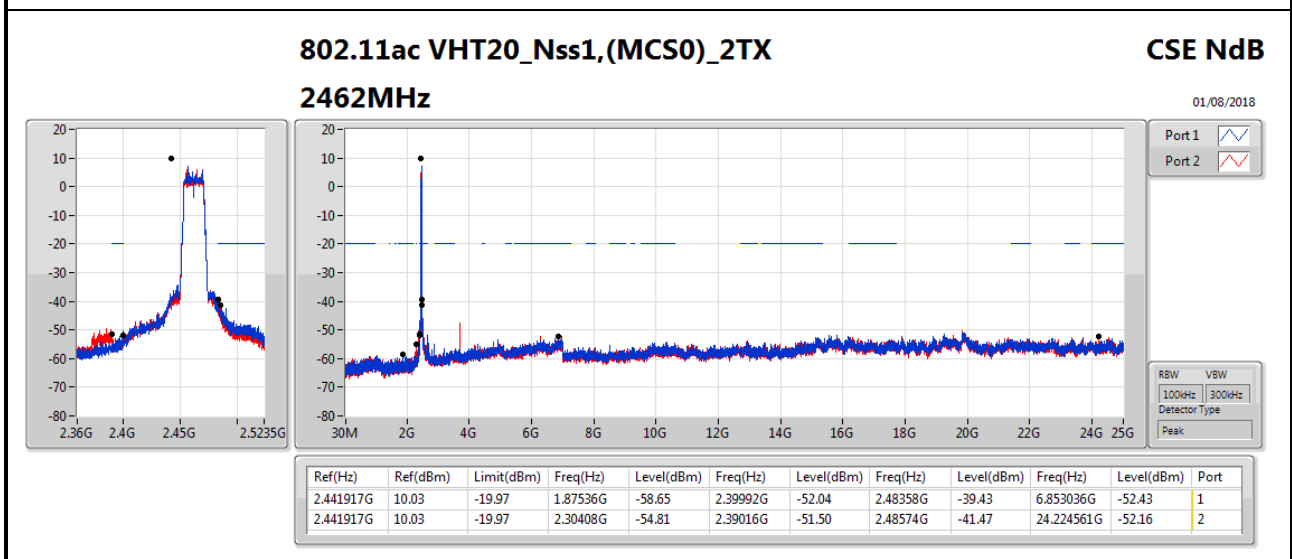
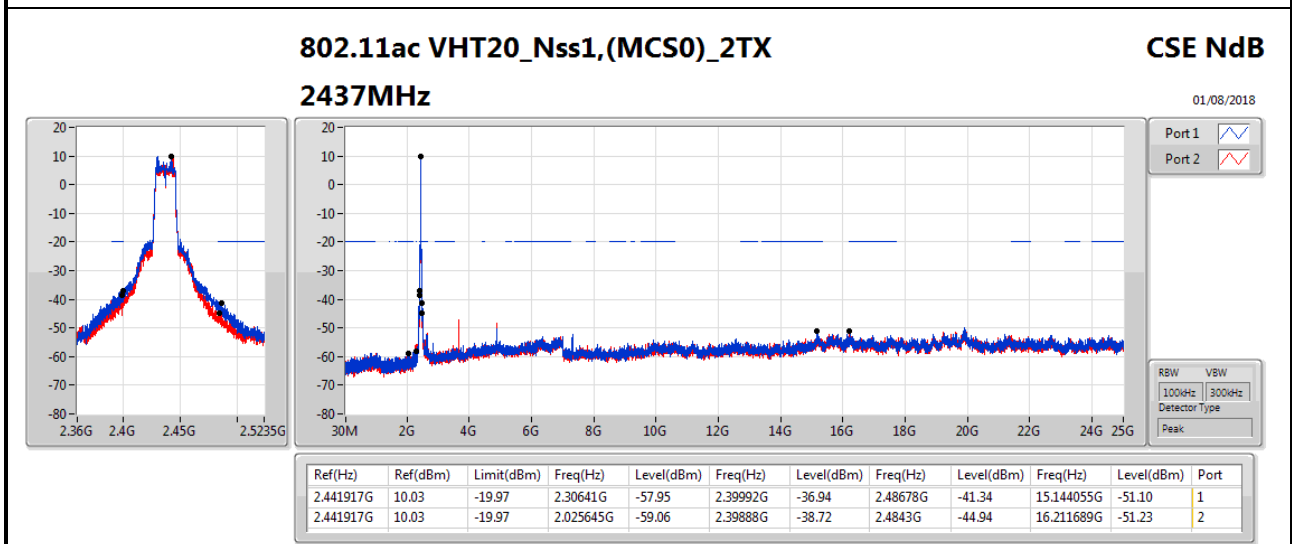
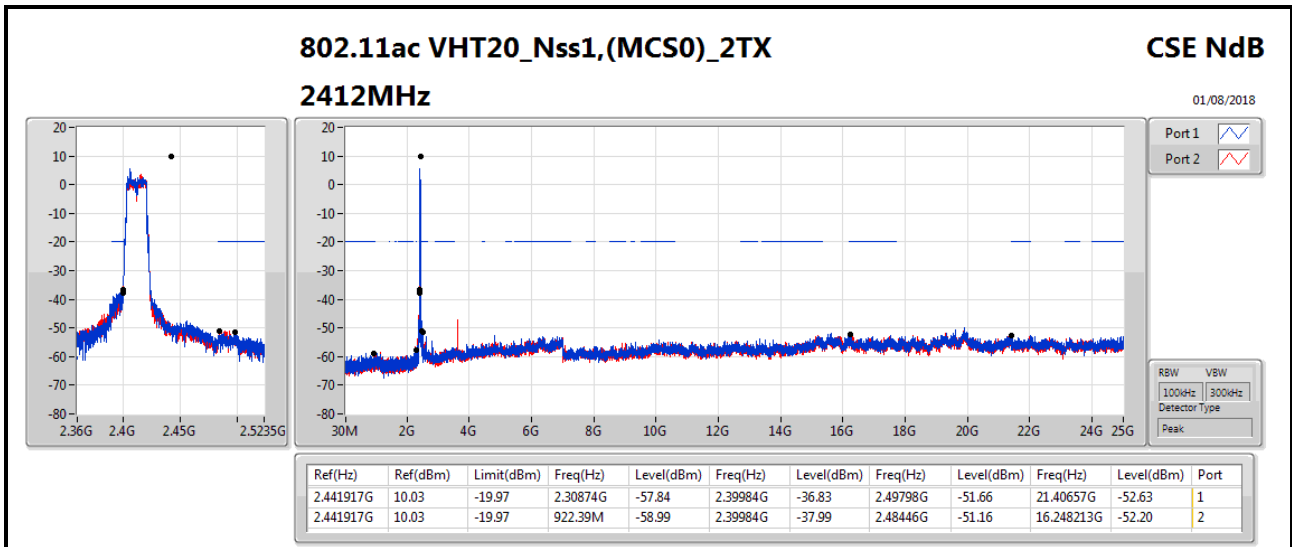
Result

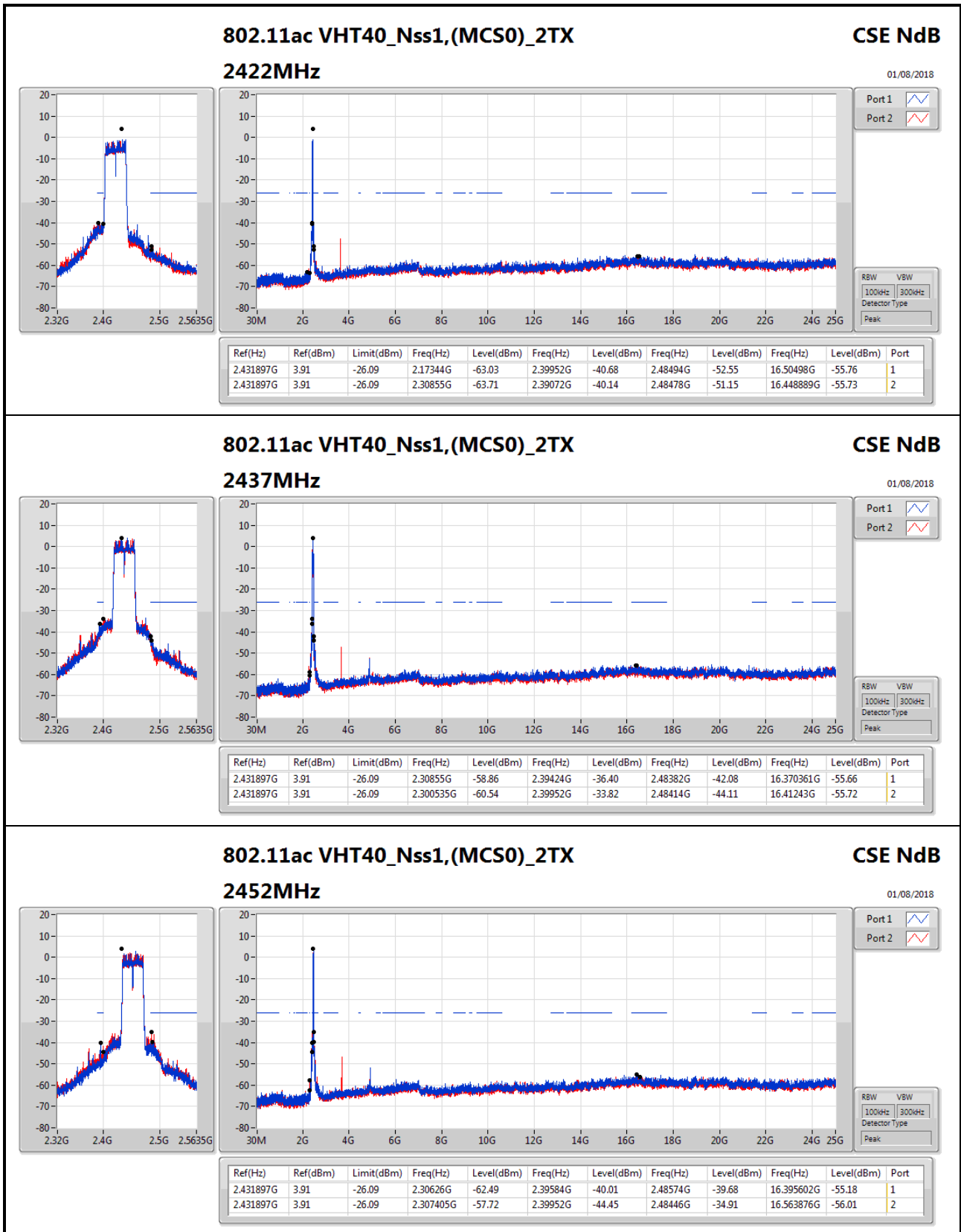
Mode	Result	Ref (Hz)	Ref (dBm)	Limit (dBm)	Freq (Hz)	Level (dBm)	Freq (Hz)	Level (dBm)	Freq (Hz)	Level (dBm)	Freq (Hz)	Level (dBm)	Port
802.11b_Nss1,(1Mbps)_1TX(Port2)	-	-	-	-	-	-	-	-	-	-	-	-	-
2412MHz	Pass	2.435571G	14.31	-15.69	2.30874G	-59.70	2.39704G	-33.59	2.4915G	-48.34	2.571263G	-51.09	2
2437MHz	Pass	2.435571G	14.31	-15.69	2.032635G	-60.33	2.39992G	-43.18	2.48494G	-48.83	2.59093G	-55.54	2
2462MHz	Pass	2.435571G	14.31	-15.69	2.30408G	-50.47	2.39904G	-55.16	2.48846G	-43.80	2.543167G	-51.24	2
802.11g_Nss1,(6Mbps)_2TX	-	-	-	-	-	-	-	-	-	-	-	-	-
2412MHz	Pass	2.438243G	9.94	-20.06	2.30641G	-59.54	2.3996G	-28.26	2.4923G	-52.51	2.613406G	-52.92	1
2412MHz	Pass	2.438243G	9.94	-20.06	2.30641G	-59.46	2.39576G	-32.51	2.48758G	-51.53	2.604977G	-53.49	2
2437MHz	Pass	2.438243G	9.94	-20.06	2.300585G	-61.81	2.3964G	-34.33	2.48414G	-38.93	2.638692G	-54.12	1
2437MHz	Pass	2.438243G	9.94	-20.06	2.302915G	-59.56	2.39896G	-36.41	2.48414G	-42.64	2.635883G	-53.40	2
2462MHz	Pass	2.438243G	9.94	-20.06	2.30874G	-61.84	2.398G	-53.16	2.48358G	-40.17	2.5235G	-52.86	1
2462MHz	Pass	2.438243G	9.94	-20.06	2.30408G	-56.04	2.39008G	-52.92	2.48446G	-41.88	2.537548G	-54.24	2
802.11ac_VHT20_Nss1,(MCS0)_2TX	-	-	-	-	-	-	-	-	-	-	-	-	-
2412MHz	Pass	2.441917G	10.03	-19.97	2.30874G	-57.84	2.39984G	-36.83	2.49798G	-51.66	21.40657G	-52.63	1
2412MHz	Pass	2.441917G	10.03	-19.97	922.39M	-58.99	2.39984G	-37.99	2.48446G	-51.16	16.248213G	-52.20	2
2437MHz	Pass	2.441917G	10.03	-19.97	2.30641G	-57.95	2.39992G	-36.94	2.48678G	-41.34	15.144055G	-51.10	1
2437MHz	Pass	2.441917G	10.03	-19.97	2.025645G	-59.06	2.39888G	-38.72	2.4843G	-44.94	16.211689G	-51.23	2
2462MHz	Pass	2.441917G	10.03	-19.97	1.87536G	-58.65	2.39992G	-52.04	2.48358G	-39.43	6.853036G	-52.43	1
2462MHz	Pass	2.441917G	10.03	-19.97	2.30408G	-54.81	2.39016G	-51.50	2.48574G	-41.47	24.224561G	-52.16	2
802.11ac_VHT40_Nss1,(MCS0)_2TX	-	-	-	-	-	-	-	-	-	-	-	-	-
2422MHz	Pass	2.431897G	3.91	-26.09	2.17344G	-63.03	2.39952G	-40.68	2.48494G	-52.55	16.50498G	-55.76	1
2422MHz	Pass	2.431897G	3.91	-26.09	2.30855G	-63.71	2.39072G	-40.14	2.48478G	-51.15	16.448889G	-55.73	2
2437MHz	Pass	2.431897G	3.91	-26.09	2.30855G	-58.86	2.39424G	-36.40	2.48382G	-42.08	16.370361G	-55.66	1
2437MHz	Pass	2.431897G	3.91	-26.09	2.300535G	-60.54	2.39952G	-33.82	2.48414G	-44.11	16.41243G	-55.72	2
2452MHz	Pass	2.431897G	3.91	-26.09	2.30626G	-62.49	2.39584G	-40.01	2.48574G	-39.68	16.395602G	-55.18	1
2452MHz	Pass	2.431897G	3.91	-26.09	2.307405G	-57.72	2.39952G	-44.45	2.48446G	-34.91	16.563876G	-56.01	2











**802.11ac VHT40\_Nss1,(MCS0)\_2TX**

**2452MHz**

**CSE NdB**

01/08/2018

Port 1

Port 2

Ref(Hz)	Ref(dBm)	Limit(dBm)	Freq(Hz)	Level(dBm)	Freq(Hz)	Level(dBm)	Freq(Hz)	Level(dBm)	Freq(Hz)	Level(dBm)	Port
2.431897G	3.91	-26.09	2.30626G	-62.49	2.39584G	-40.01	2.48574G	-39.68	16.395602G	-55.18	1
2.431897G	3.91	-26.09	2.307405G	-57.72	2.39952G	-44.45	2.48446G	-34.91	16.563876G	-56.01	2



Summary

Mode	Result	Type	Freq (Hz)	Level (dBuV/m)	Limit (dBuV/m)	Margin (dB)	Factor (dB)	Dist (m)	Condition	Azimuth (°)	Height (m)	Comments
2.4-2.4835GHz	-	-	-	-	-	-	-	-	-	-	-	-
802.11ac VHT40_Nss1,(MCS0)_2TX	Pass	PK	39.7M	30.79	40.00	-9.21	-7.82	3	Vertical	360	1.00	-



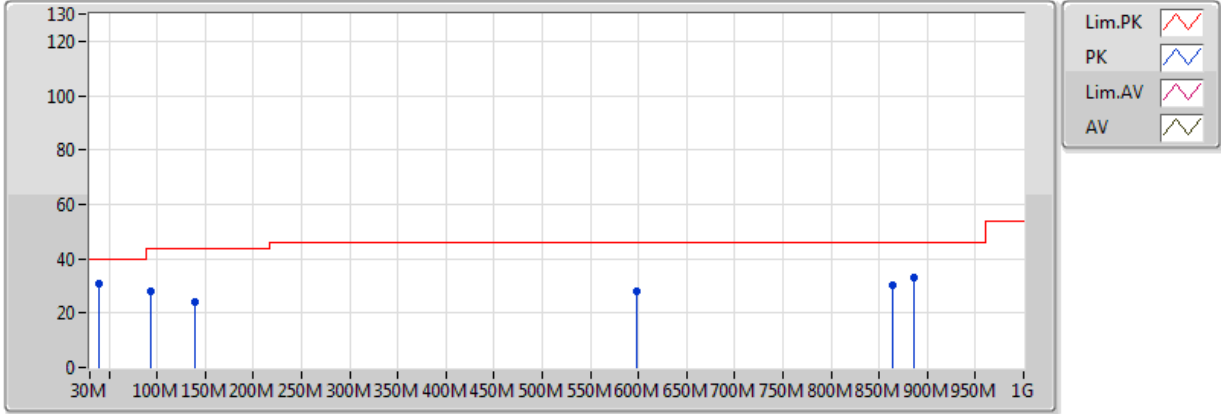
Result

Mode	Result	Type	Freq (Hz)	Level (dBuV/m)	Limit (dBuV/m)	Margin (dB)	Factor (dB)	Dist (m)	Condition	Azimuth (°)	Height (m)	Comments
802.11ac VHT40_Nss1,(MCS0)_2TX	-	-	-	-	-	-	-	-	-	-	-	-
2437MHz	Pass	PK	39.7M	30.79	40.00	-9.21	-7.82	3	Vertical	360	1.00	-
2437MHz	Pass	PK	94.02M	28.25	43.50	-15.25	-10.52	3	Vertical	360	1.00	-
2437MHz	Pass	PK	138.64M	24.23	43.50	-19.27	-8.59	3	Vertical	360	1.00	-
2437MHz	Pass	PK	598.42M	28.12	46.00	-17.88	-0.56	3	Vertical	360	1.00	-
2437MHz	Pass	PK	864.2M	30.39	46.00	-15.61	2.62	3	Vertical	360	1.00	-
2437MHz	Pass	PK	885.54M	33.29	46.00	-12.71	2.72	3	Vertical	360	1.00	-
2437MHz	Pass	PK	95.96M	25.68	43.50	-17.82	-10.09	3	Horizontal	0	1.00	-
2437MHz	Pass	PK	140.58M	21.28	43.50	-22.22	-8.78	3	Horizontal	0	1.00	-
2437MHz	Pass	PK	183.26M	19.70	43.50	-23.80	-10.47	3	Horizontal	0	1.00	-
2437MHz	Pass	PK	606.18M	27.23	46.00	-18.77	-0.39	3	Horizontal	0	1.00	-
2437MHz	Pass	PK	842.86M	29.71	46.00	-16.29	2.37	3	Horizontal	0	1.00	-
2437MHz	Pass	PK	895.24M	32.16	46.00	-13.84	2.81	3	Horizontal	0	1.00	-

### 802.11ac VHT40\_Nss1,(MCS0)\_2TX

### 2437MHz\_Adapter

31/07/2018

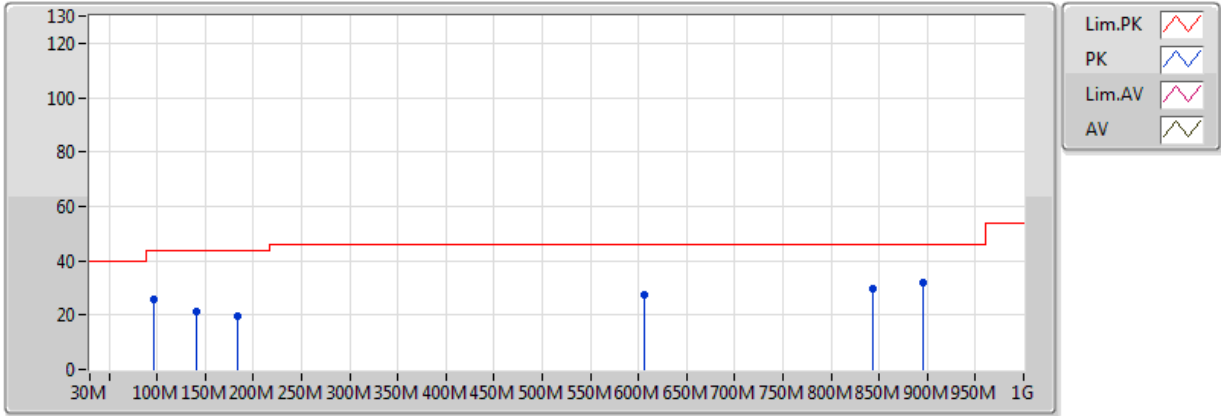


Type	Freq (Hz)	Level (dBuV/m)	Limit (dBuV/m)	Margin (dB)	Factor (dB)	Dist (m)	Condition	Azimuth (°)	Height (m)	Comments
PK	39.7M	30.79	40.00	-9.21	-7.82	3	Vertical	360	1.00	-
PK	94.02M	28.25	43.50	-15.25	-10.52	3	Vertical	360	1.00	-
PK	138.64M	24.23	43.50	-19.27	-8.59	3	Vertical	360	1.00	-
PK	598.42M	28.12	46.00	-17.88	-0.56	3	Vertical	360	1.00	-
PK	864.2M	30.39	46.00	-15.61	2.62	3	Vertical	360	1.00	-
PK	885.54M	33.29	46.00	-12.71	2.72	3	Vertical	360	1.00	-

### 802.11ac VHT40\_Nss1,(MCS0)\_2TX

### 2437MHz\_Adapter

31/07/2018



Type	Freq (Hz)	Level (dBuV/m)	Limit (dBuV/m)	Margin (dB)	Factor (dB)	Dist (m)	Condition	Azimuth (°)	Height (m)	Comments
PK	95.96M	25.68	43.50	-17.82	-10.09	3	Horizontal	0	1.00	-
PK	140.58M	21.28	43.50	-22.22	-8.78	3	Horizontal	0	1.00	-
PK	183.26M	19.70	43.50	-23.80	-10.47	3	Horizontal	0	1.00	-
PK	606.18M	27.23	46.00	-18.77	-0.39	3	Horizontal	0	1.00	-
PK	842.86M	29.71	46.00	-16.29	2.37	3	Horizontal	0	1.00	-
PK	895.24M	32.16	46.00	-13.84	2.81	3	Horizontal	0	1.00	-



Summary

Mode	Result	Type	Freq (Hz)	Level (dBuV/m)	Limit (dBuV/m)	Margin (dB)	Factor (dB)	Dist (m)	Condition	Azimuth (°)	Height (m)	Comments
2.4-2.4835GHz	-	-	-	-	-	-	-	-	-	-	-	-
802.11b_Nss1,(1Mbps)_1TX(Port2)	Pass	AV	2.3872G	53.74	54.00	-0.26	30.76	3	Horizontal	124	1.01	-
802.11g_Nss1,(6Mbps)_2TX	Pass	AV	2.3886G	53.71	54.00	-0.29	30.77	3	Horizontal	135	1.01	-
802.11ac VHT20_Nss1,(MCS0)_2TX	Pass	AV	2.483502G	53.73	54.00	-0.27	31.11	3	Horizontal	139	1.25	-
802.11ac VHT40_Nss1,(MCS0)_2TX	Pass	AV	2.3882G	53.76	54.00	-0.24	30.77	3	Horizontal	142	1.97	-





Result

Mode	Result	Type	Freq (Hz)	Level (dBuV/m)	Limit (dBuV/m)	Margin (dB)	Factor (dB)	Dist (m)	Condition	Azimuth (°)	Height (m)	Comments
802.11b_Nss1,(1Mbps)_1TX(Por12)	-	-	-	-	-	-	-	-	-	-	-	-
2412MHz	Pass	AV	2.3872G	44.66	54.00	-9.34	30.76	3	Vertical	29	1.46	-
2412MHz	Pass	AV	2.4112G	97.67	Inf	-Inf	30.85	3	Vertical	29	1.46	-
2412MHz	Pass	PK	2.387G	56.65	74.00	-17.35	30.76	3	Vertical	29	1.46	-
2412MHz	Pass	PK	2.4128G	100.10	Inf	-Inf	30.86	3	Vertical	29	1.46	-
2412MHz	Pass	AV	2.3872G	53.74	54.00	-0.26	30.76	3	Horizontal	124	1.01	-
2412MHz	Pass	AV	2.4112G	107.46	Inf	-Inf	30.85	3	Horizontal	124	1.01	-
2412MHz	Pass	PK	2.387G	61.76	74.00	-12.24	30.76	3	Horizontal	124	1.01	-
2412MHz	Pass	PK	2.4128G	109.86	Inf	-Inf	30.86	3	Horizontal	124	1.01	-
2412MHz	Pass	AV	4.824G	33.46	54.00	-20.54	2.13	3	Vertical	92	1.01	-
2412MHz	Pass	PK	4.82418G	43.90	74.00	-30.10	2.13	3	Vertical	92	1.01	-
2412MHz	Pass	AV	4.82394G	36.05	54.00	-17.95	2.13	3	Horizontal	15	1.04	-
2412MHz	Pass	PK	4.82418G	45.88	74.00	-28.12	2.13	3	Horizontal	15	1.04	-
2417MHz	Pass	AV	2.389998G	44.34	54.00	-9.66	30.77	3	Vertical	15	2.56	-
2417MHz	Pass	AV	2.4162G	98.70	Inf	-Inf	30.87	3	Vertical	15	2.56	-
2417MHz	Pass	PK	2.3854G	56.24	74.00	-17.76	30.76	3	Vertical	15	2.56	-
2417MHz	Pass	PK	2.418G	101.13	Inf	-Inf	30.87	3	Vertical	15	2.56	-
2417MHz	Pass	AV	2.389998G	53.63	54.00	-0.37	30.77	3	Horizontal	132	1.02	-
2417MHz	Pass	AV	2.4162G	107.70	Inf	-Inf	30.87	3	Horizontal	132	1.02	-
2417MHz	Pass	PK	2.389998G	61.26	74.00	-12.74	30.77	3	Horizontal	132	1.02	-
2417MHz	Pass	PK	2.416G	110.04	Inf	-Inf	30.87	3	Horizontal	132	1.02	-
2422MHz	Pass	AV	2.3898G	43.74	54.00	-10.26	30.77	3	Vertical	16	2.55	-
2422MHz	Pass	AV	2.4212G	100.76	Inf	-Inf	30.89	3	Vertical	16	2.55	-
2422MHz	Pass	PK	2.3786G	56.48	74.00	-17.52	30.74	3	Vertical	16	2.55	-
2422MHz	Pass	PK	2.421G	103.03	Inf	-Inf	30.89	3	Vertical	16	2.55	-
2422MHz	Pass	AV	2.3898G	53.65	54.00	-0.35	30.77	3	Horizontal	138	1.00	-
2422MHz	Pass	AV	2.4212G	109.29	Inf	-Inf	30.89	3	Horizontal	138	1.00	-
2422MHz	Pass	PK	2.389998G	61.82	74.00	-12.18	30.77	3	Horizontal	138	1.00	-
2422MHz	Pass	PK	2.422G	113.19	Inf	-Inf	30.89	3	Horizontal	138	1.00	-
2427MHz	Pass	AV	2.389998G	46.17	54.00	-7.83	30.77	3	Vertical	8	2.99	-
2427MHz	Pass	AV	2.4262G	100.07	Inf	-Inf	30.90	3	Vertical	8	2.99	-
2427MHz	Pass	PK	2.389998G	56.75	74.00	-17.25	30.77	3	Vertical	8	2.99	-
2427MHz	Pass	PK	2.426G	102.40	Inf	-Inf	30.90	3	Vertical	8	2.99	-
2427MHz	Pass	AV	2.3898G	53.49	54.00	-0.51	30.77	3	Horizontal	138	1.02	-
2427MHz	Pass	AV	2.4262G	109.57	Inf	-Inf	30.90	3	Horizontal	138	1.02	-
2427MHz	Pass	PK	2.389998G	61.75	74.00	-12.25	30.77	3	Horizontal	138	1.02	-
2427MHz	Pass	PK	2.4254G	113.40	Inf	-Inf	30.90	3	Horizontal	138	1.02	-
2432MHz	Pass	AV	2.3886G	43.35	54.00	-10.65	30.77	3	Vertical	5	2.89	-
2432MHz	Pass	AV	2.4312G	103.79	Inf	-Inf	30.92	3	Vertical	5	2.89	-
2432MHz	Pass	PK	2.388G	56.30	74.00	-17.70	30.77	3	Vertical	5	2.89	-
2432MHz	Pass	PK	2.431G	106.13	Inf	-Inf	30.92	3	Vertical	5	2.89	-
2432MHz	Pass	AV	2.3888G	52.13	54.00	-1.87	30.77	3	Horizontal	135	1.02	-
2432MHz	Pass	AV	2.4312G	109.31	Inf	-Inf	30.92	3	Horizontal	135	1.02	-
2432MHz	Pass	PK	2.387G	60.71	74.00	-13.29	30.76	3	Horizontal	135	1.02	-
2432MHz	Pass	PK	2.4334G	112.84	Inf	-Inf	30.93	3	Horizontal	135	1.02	-
2437MHz	Pass	AV	2.3898G	42.34	54.00	-11.66	30.77	3	Vertical	0	2.84	-
2437MHz	Pass	AV	2.4362G	103.43	Inf	-Inf	30.94	3	Vertical	0	2.84	-
2437MHz	Pass	AV	2.4854G	43.92	54.00	-10.08	31.12	3	Vertical	0	2.84	-



RSE TX above 1GHz Result

Appendix F.2

Mode	Result	Type	Freq (Hz)	Level (dBuV/m)	Limit (dBuV/m)	Margin (dB)	Factor (dB)	Dist (m)	Condition	Azimuth (°)	Height (m)	Comments
2437MHz	Pass	PK	2.3474G	55.45	74.00	-18.55	30.62	3	Vertical	0	2.84	-
2437MHz	Pass	PK	2.4362G	105.72	Inf	-Inf	30.94	3	Vertical	0	2.84	-
2437MHz	Pass	PK	2.485G	56.15	74.00	-17.85	31.12	3	Vertical	0	2.84	-
2437MHz	Pass	AV	2.3898G	50.09	54.00	-3.91	30.77	3	Horizontal	134	1.13	-
2437MHz	Pass	AV	2.4362G	109.61	Inf	-Inf	30.94	3	Horizontal	134	1.13	-
2437MHz	Pass	AV	2.4854G	47.68	54.00	-6.32	31.12	3	Horizontal	134	1.13	-
2437MHz	Pass	PK	2.3898G	59.53	74.00	-14.47	30.77	3	Horizontal	134	1.13	-
2437MHz	Pass	PK	2.4354G	113.37	Inf	-Inf	30.94	3	Horizontal	134	1.13	-
2437MHz	Pass	PK	2.4854G	58.21	74.00	-15.79	31.12	3	Horizontal	134	1.13	-
2437MHz	Pass	AV	4.874G	43.35	54.00	-10.65	2.26	3	Vertical	3	2.91	-
2437MHz	Pass	PK	4.87388G	49.26	74.00	-24.74	2.25	3	Vertical	3	2.91	-
2437MHz	Pass	AV	4.874G	42.82	54.00	-11.18	2.26	3	Horizontal	334	2.36	-
2437MHz	Pass	PK	4.87394G	49.78	74.00	-24.22	2.25	3	Horizontal	334	2.36	-
2452MHz	Pass	AV	2.4512G	103.33	Inf	-Inf	30.99	3	Vertical	319	2.09	-
2452MHz	Pass	AV	2.4894G	46.03	54.00	-7.97	31.13	3	Vertical	319	2.09	-
2452MHz	Pass	PK	2.4528G	105.79	Inf	-Inf	31.00	3	Vertical	319	2.09	-
2452MHz	Pass	PK	2.4842G	57.44	74.00	-16.56	31.12	3	Vertical	319	2.09	-
2452MHz	Pass	AV	2.4512G	109.37	Inf	-Inf	30.99	3	Horizontal	139	1.47	-
2452MHz	Pass	AV	2.4892G	53.47	54.00	-0.53	31.13	3	Horizontal	139	1.47	-
2452MHz	Pass	PK	2.4534G	113.70	Inf	-Inf	31.00	3	Horizontal	139	1.47	-
2452MHz	Pass	PK	2.4894G	61.23	74.00	-12.77	31.13	3	Horizontal	139	1.47	-
2457MHz	Pass	AV	2.4562G	100.57	Inf	-Inf	31.01	3	Vertical	316	2.76	-
2457MHz	Pass	AV	2.483502G	46.68	54.00	-7.32	31.11	3	Vertical	316	2.76	-
2457MHz	Pass	PK	2.4578G	102.96	Inf	-Inf	31.02	3	Vertical	316	2.76	-
2457MHz	Pass	PK	2.483502G	57.38	74.00	-16.62	31.11	3	Vertical	316	2.76	-
2457MHz	Pass	AV	2.4562G	107.07	Inf	-Inf	31.01	3	Horizontal	136	1.38	-
2457MHz	Pass	AV	2.483502G	53.66	54.00	-0.34	31.11	3	Horizontal	136	1.38	-
2457MHz	Pass	PK	2.4562G	109.51	Inf	-Inf	31.01	3	Horizontal	136	1.38	-
2457MHz	Pass	PK	2.4838G	62.02	74.00	-11.98	31.11	3	Horizontal	136	1.38	-
2462MHz	Pass	AV	2.4612G	99.31	Inf	-Inf	31.03	3	Vertical	314	2.08	-
2462MHz	Pass	AV	2.483502G	45.88	54.00	-8.12	31.11	3	Vertical	314	2.08	-
2462MHz	Pass	PK	2.4612G	101.74	Inf	-Inf	31.03	3	Vertical	314	2.08	-
2462MHz	Pass	PK	2.488G	57.08	74.00	-16.92	31.13	3	Vertical	314	2.08	-
2462MHz	Pass	AV	2.4612G	107.27	Inf	-Inf	31.03	3	Horizontal	136	1.00	-
2462MHz	Pass	AV	2.483502G	53.19	54.00	-0.81	31.11	3	Horizontal	136	1.00	-
2462MHz	Pass	PK	2.4628G	109.60	Inf	-Inf	31.04	3	Horizontal	136	1.00	-
2462MHz	Pass	PK	2.4878G	61.11	74.00	-12.89	31.13	3	Horizontal	136	1.00	-
2462MHz	Pass	AV	4.924G	35.92	54.00	-18.08	2.38	3	Vertical	80	1.11	-
2462MHz	Pass	PK	4.92388G	45.84	74.00	-28.16	2.38	3	Vertical	80	1.11	-
2462MHz	Pass	AV	4.924G	39.36	54.00	-14.64	2.38	3	Horizontal	34	1.06	-
2462MHz	Pass	PK	4.92388G	46.19	74.00	-27.81	2.38	3	Horizontal	34	1.06	-
802.11g_Nss1,(6Mbps)_2TX	-	-	-	-	-	-	-	-	-	-	-	-
2412MHz	Pass	AV	2.389998G	49.25	54.00	-4.75	30.77	3	Vertical	10	1.32	-
2412MHz	Pass	AV	2.4126G	96.36	Inf	-Inf	30.86	3	Vertical	10	1.32	-
2412MHz	Pass	PK	2.3898G	64.75	74.00	-9.25	30.77	3	Vertical	10	1.32	-
2412MHz	Pass	PK	2.4126G	106.77	Inf	-Inf	30.86	3	Vertical	10	1.32	-
2412MHz	Pass	AV	2.3886G	53.42	54.00	-0.58	30.77	3	Horizontal	136	1.01	-
2412MHz	Pass	AV	2.413G	100.91	Inf	-Inf	30.86	3	Horizontal	136	1.01	-
2412MHz	Pass	PK	2.3898G	70.01	74.00	-3.99	30.77	3	Horizontal	136	1.01	-



RSE TX above 1GHz Result

Appendix F.2

Mode	Result	Type	Freq (Hz)	Level (dBuV/m)	Limit (dBuV/m)	Margin (dB)	Factor (dB)	Dist (m)	Condition	Azimuth (°)	Height (m)	Comments
2412MHz	Pass	PK	2.4176G	111.84	Inf	-Inf	30.87	3	Horizontal	136	1.01	-
2412MHz	Pass	AV	4.82568G	32.89	54.00	-21.11	2.13	3	Vertical	94	2.50	-
2412MHz	Pass	PK	4.82034G	46.34	74.00	-27.66	2.12	3	Vertical	94	2.50	-
2412MHz	Pass	AV	4.82346G	33.68	54.00	-20.32	2.13	3	Horizontal	325	2.98	-
2412MHz	Pass	PK	4.8243G	47.32	74.00	-26.68	2.13	3	Horizontal	325	2.98	-
2417MHz	Pass	AV	2.3876G	47.49	54.00	-6.51	30.77	3	Vertical	9	1.50	-
2417MHz	Pass	AV	2.4176G	97.30	Inf	-Inf	30.87	3	Vertical	9	1.50	-
2417MHz	Pass	PK	2.3876G	61.56	74.00	-12.44	30.77	3	Vertical	9	1.50	-
2417MHz	Pass	PK	2.4126G	108.04	Inf	-Inf	30.86	3	Vertical	9	1.50	-
2417MHz	Pass	AV	2.3886G	53.66	54.00	-0.34	30.77	3	Horizontal	133	1.01	-
2417MHz	Pass	AV	2.418G	102.49	Inf	-Inf	30.87	3	Horizontal	133	1.01	-
2417MHz	Pass	PK	2.3872G	68.42	74.00	-5.58	30.76	3	Horizontal	133	1.01	-
2417MHz	Pass	PK	2.4126G	113.48	Inf	-Inf	30.86	3	Horizontal	133	1.01	-
2422MHz	Pass	AV	2.3876G	48.64	54.00	-5.36	30.77	3	Vertical	2	1.56	-
2422MHz	Pass	AV	2.423G	98.99	Inf	-Inf	30.89	3	Vertical	2	1.56	-
2422MHz	Pass	PK	2.3896G	64.47	74.00	-9.53	30.77	3	Vertical	2	1.56	-
2422MHz	Pass	PK	2.4276G	109.24	Inf	-Inf	30.91	3	Vertical	2	1.56	-
2422MHz	Pass	AV	2.389G	53.50	54.00	-0.50	30.77	3	Horizontal	132	1.00	-
2422MHz	Pass	AV	2.423G	102.71	Inf	-Inf	30.89	3	Horizontal	132	1.00	-
2422MHz	Pass	PK	2.3876G	68.54	74.00	-5.46	30.77	3	Horizontal	132	1.00	-
2422MHz	Pass	PK	2.4176G	113.83	Inf	-Inf	30.87	3	Horizontal	132	1.00	-
2427MHz	Pass	AV	2.388G	48.51	54.00	-5.49	30.77	3	Vertical	1	1.55	-
2427MHz	Pass	AV	2.4282G	99.81	Inf	-Inf	30.91	3	Vertical	1	1.55	-
2427MHz	Pass	PK	2.3876G	64.54	74.00	-9.46	30.77	3	Vertical	1	1.55	-
2427MHz	Pass	PK	2.428G	109.84	Inf	-Inf	30.91	3	Vertical	1	1.55	-
2427MHz	Pass	AV	2.3892G	53.67	54.00	-0.33	30.77	3	Horizontal	134	1.01	-
2427MHz	Pass	AV	2.423G	103.49	Inf	-Inf	30.89	3	Horizontal	134	1.01	-
2427MHz	Pass	PK	2.3876G	70.22	74.00	-3.78	30.77	3	Horizontal	134	1.01	-
2427MHz	Pass	PK	2.4238G	114.48	Inf	-Inf	30.90	3	Horizontal	134	1.01	-
2432MHz	Pass	AV	2.388G	48.43	54.00	-5.57	30.77	3	Vertical	1	1.55	-
2432MHz	Pass	AV	2.4332G	100.49	Inf	-Inf	30.93	3	Vertical	1	1.55	-
2432MHz	Pass	PK	2.3888G	63.52	74.00	-10.48	30.77	3	Vertical	1	1.55	-
2432MHz	Pass	PK	2.4278G	110.59	Inf	-Inf	30.91	3	Vertical	1	1.55	-
2432MHz	Pass	AV	2.3886G	53.71	54.00	-0.29	30.77	3	Horizontal	135	1.01	-
2432MHz	Pass	AV	2.428G	103.23	Inf	-Inf	30.91	3	Horizontal	135	1.01	-
2432MHz	Pass	PK	2.3888G	69.14	74.00	-4.86	30.77	3	Horizontal	135	1.01	-
2432MHz	Pass	PK	2.4276G	114.26	Inf	-Inf	30.91	3	Horizontal	135	1.01	-
2437MHz	Pass	AV	2.3882G	48.16	54.00	-5.84	30.77	3	Vertical	1	1.55	-
2437MHz	Pass	AV	2.4382G	100.68	Inf	-Inf	30.95	3	Vertical	1	1.55	-
2437MHz	Pass	AV	2.483502G	49.73	54.00	-4.27	31.11	3	Vertical	1	1.55	-
2437MHz	Pass	PK	2.3882G	62.96	74.00	-11.04	30.77	3	Vertical	1	1.55	-
2437MHz	Pass	PK	2.4326G	110.91	Inf	-Inf	30.93	3	Vertical	1	1.55	-
2437MHz	Pass	PK	2.487G	64.32	74.00	-9.68	31.12	3	Vertical	1	1.55	-
2437MHz	Pass	AV	2.3886G	53.51	54.00	-0.49	30.77	3	Horizontal	138	1.00	-
2437MHz	Pass	AV	2.4426G	103.96	Inf	-Inf	30.96	3	Horizontal	138	1.00	-
2437MHz	Pass	AV	2.483502G	51.81	54.00	-2.19	31.11	3	Horizontal	138	1.00	-
2437MHz	Pass	PK	2.3894G	69.38	74.00	-4.62	30.77	3	Horizontal	138	1.00	-
2437MHz	Pass	PK	2.4426G	115.14	Inf	-Inf	30.96	3	Horizontal	138	1.00	-
2437MHz	Pass	PK	2.4874G	67.90	74.00	-6.10	31.12	3	Horizontal	138	1.00	-



RSE TX above 1GHz Result

Appendix F.2

Mode	Result	Type	Freq (Hz)	Level (dBuV/m)	Limit (dBuV/m)	Margin (dB)	Factor (dB)	Dist (m)	Condition	Azimuth (°)	Height (m)	Comments
2437MHz	Pass	AV	4.87586G	35.18	54.00	-18.82	2.26	3	Vertical	263	1.01	-
2437MHz	Pass	PK	4.87454G	48.82	74.00	-25.18	2.26	3	Vertical	263	1.01	-
2437MHz	Pass	AV	4.87586G	35.96	54.00	-18.04	2.26	3	Horizontal	334	2.84	-
2437MHz	Pass	PK	4.86686G	49.26	74.00	-24.74	2.24	3	Horizontal	334	2.84	-
2442MHz	Pass	AV	2.443G	100.90	Inf	-Inf	30.96	3	Vertical	353	2.01	-
2442MHz	Pass	AV	2.4836G	51.20	54.00	-2.80	31.11	3	Vertical	353	2.01	-
2442MHz	Pass	PK	2.4476G	111.14	Inf	-Inf	30.98	3	Vertical	353	2.01	-
2442MHz	Pass	PK	2.4836G	66.65	74.00	-7.35	31.11	3	Vertical	353	2.01	-
2442MHz	Pass	AV	2.443G	104.14	Inf	-Inf	30.96	3	Horizontal	134	1.00	-
2442MHz	Pass	AV	2.4836G	53.06	54.00	-0.94	31.11	3	Horizontal	134	1.00	-
2442MHz	Pass	PK	2.4388G	114.95	Inf	-Inf	30.95	3	Horizontal	134	1.00	-
2442MHz	Pass	PK	2.483502G	69.40	74.00	-4.60	31.11	3	Horizontal	134	1.00	-
2447MHz	Pass	AV	2.4478G	100.08	Inf	-Inf	30.98	3	Vertical	359	2.01	-
2447MHz	Pass	AV	2.483502G	52.36	54.00	-1.64	31.11	3	Vertical	359	2.01	-
2447MHz	Pass	PK	2.4428G	110.99	Inf	-Inf	30.96	3	Vertical	359	2.01	-
2447MHz	Pass	PK	2.484G	66.89	74.00	-7.11	31.12	3	Vertical	359	2.01	-
2447MHz	Pass	AV	2.443G	103.46	Inf	-Inf	30.96	3	Horizontal	136	1.02	-
2447MHz	Pass	AV	2.483502G	53.61	54.00	-0.39	31.11	3	Horizontal	136	1.02	-
2447MHz	Pass	PK	2.4426G	114.89	Inf	-Inf	30.96	3	Horizontal	136	1.02	-
2447MHz	Pass	PK	2.4884G	68.93	74.00	-5.07	31.13	3	Horizontal	136	1.02	-
2452MHz	Pass	AV	2.4534G	99.87	Inf	-Inf	31.00	3	Vertical	1	1.49	-
2452MHz	Pass	AV	2.4838G	53.65	54.00	-0.35	31.11	3	Vertical	1	1.49	-
2452MHz	Pass	PK	2.4534G	109.92	Inf	-Inf	31.00	3	Vertical	1	1.49	-
2452MHz	Pass	PK	2.484G	71.37	74.00	-2.63	31.12	3	Vertical	1	1.49	-
2452MHz	Pass	AV	2.4482G	102.63	Inf	-Inf	30.98	3	Horizontal	140	1.01	-
2452MHz	Pass	AV	2.483502G	53.15	54.00	-0.85	31.11	3	Horizontal	140	1.01	-
2452MHz	Pass	PK	2.4488G	113.77	Inf	-Inf	30.99	3	Horizontal	140	1.01	-
2452MHz	Pass	PK	2.4836G	70.92	74.00	-3.08	31.11	3	Horizontal	140	1.01	-
2457MHz	Pass	AV	2.4626G	99.37	Inf	-Inf	31.04	3	Vertical	1	2.51	-
2457MHz	Pass	AV	2.483502G	52.16	54.00	-1.84	31.11	3	Vertical	1	2.51	-
2457MHz	Pass	PK	2.4626G	109.90	Inf	-Inf	31.04	3	Vertical	1	2.51	-
2457MHz	Pass	PK	2.483502G	68.64	74.00	-5.36	31.11	3	Vertical	1	2.51	-
2457MHz	Pass	AV	2.4532G	101.29	Inf	-Inf	31.00	3	Horizontal	142	1.22	-
2457MHz	Pass	AV	2.483502G	53.49	54.00	-0.51	31.11	3	Horizontal	142	1.22	-
2457MHz	Pass	PK	2.4538G	112.53	Inf	-Inf	31.00	3	Horizontal	142	1.22	-
2457MHz	Pass	PK	2.4838G	70.00	74.00	-4.00	31.11	3	Horizontal	142	1.22	-
2462MHz	Pass	AV	2.4676G	98.49	Inf	-Inf	31.05	3	Vertical	355	2.50	-
2462MHz	Pass	AV	2.483502G	50.97	54.00	-3.03	31.11	3	Vertical	355	2.50	-
2462MHz	Pass	PK	2.4676G	108.96	Inf	-Inf	31.05	3	Vertical	355	2.50	-
2462MHz	Pass	PK	2.4878G	65.05	74.00	-8.95	31.13	3	Vertical	355	2.50	-
2462MHz	Pass	AV	2.463G	100.96	Inf	-Inf	31.04	3	Horizontal	137	1.00	-
2462MHz	Pass	AV	2.483502G	53.36	54.00	-0.64	31.11	3	Horizontal	137	1.00	-
2462MHz	Pass	PK	2.4576G	111.77	Inf	-Inf	31.02	3	Horizontal	137	1.00	-
2462MHz	Pass	PK	2.4878G	67.31	74.00	-6.69	31.13	3	Horizontal	137	1.00	-
2462MHz	Pass	AV	4.9249G	33.16	54.00	-20.84	2.38	3	Vertical	90	2.43	-
2462MHz	Pass	PK	4.92052G	46.86	74.00	-27.14	2.37	3	Vertical	90	2.43	-
2462MHz	Pass	AV	4.92352G	34.46	54.00	-19.54	2.38	3	Horizontal	330	2.61	-
2462MHz	Pass	PK	4.9228G	48.53	74.00	-25.47	2.38	3	Horizontal	330	2.61	-
802.11ac VHT20_Nss1,(MCS0)_2TX	-	-	-	-	-	-	-	-	-	-	-	-



RSE TX above 1GHz Result

Appendix F.2

Mode	Result	Type	Freq (Hz)	Level (dBuV/m)	Limit (dBuV/m)	Margin (dB)	Factor (dB)	Dist (m)	Condition	Azimuth (°)	Height (m)	Comments
2412MHz	Pass	AV	2.3896G	50.83	54.00	-3.17	30.77	3	Vertical	209	2.55	-
2412MHz	Pass	AV	2.4186G	96.69	Inf	-Inf	30.88	3	Vertical	209	2.55	-
2412MHz	Pass	PK	2.389998G	65.32	74.00	-8.68	30.77	3	Vertical	209	2.55	-
2412MHz	Pass	PK	2.4138G	107.53	Inf	-Inf	30.86	3	Vertical	209	2.55	-
2412MHz	Pass	AV	2.3898G	53.67	54.00	-0.33	30.77	3	Horizontal	133	1.01	-
2412MHz	Pass	AV	2.41G	99.92	Inf	-Inf	30.85	3	Horizontal	133	1.01	-
2412MHz	Pass	PK	2.3884G	69.09	74.00	-4.91	30.77	3	Horizontal	133	1.01	-
2412MHz	Pass	PK	2.415G	111.20	Inf	-Inf	30.86	3	Horizontal	133	1.01	-
2412MHz	Pass	AV	4.82496G	33.67	54.00	-20.33	2.13	3	Vertical	265	1.03	-
2412MHz	Pass	PK	4.8204G	46.57	74.00	-27.43	2.12	3	Vertical	265	1.03	-
2412MHz	Pass	AV	4.83G	33.31	54.00	-20.69	2.15	3	Horizontal	332	2.51	-
2412MHz	Pass	PK	4.83294G	46.57	74.00	-27.43	2.15	3	Horizontal	332	2.51	-
2417MHz	Pass	AV	2.3892G	47.14	54.00	-6.86	30.77	3	Vertical	16	1.50	-
2417MHz	Pass	AV	2.4148G	97.68	Inf	-Inf	30.86	3	Vertical	16	1.50	-
2417MHz	Pass	PK	2.389G	60.81	74.00	-13.19	30.77	3	Vertical	16	1.50	-
2417MHz	Pass	PK	2.4164G	107.50	Inf	-Inf	30.87	3	Vertical	16	1.50	-
2417MHz	Pass	AV	2.389998G	53.51	54.00	-0.49	30.77	3	Horizontal	138	1.00	-
2417MHz	Pass	AV	2.4148G	102.31	Inf	-Inf	30.86	3	Horizontal	138	1.00	-
2417MHz	Pass	PK	2.3888G	68.02	74.00	-5.98	30.77	3	Horizontal	138	1.00	-
2417MHz	Pass	PK	2.4186G	112.94	Inf	-Inf	30.88	3	Horizontal	138	1.00	-
2422MHz	Pass	AV	2.3896G	47.04	54.00	-6.96	30.77	3	Vertical	9	1.54	-
2422MHz	Pass	AV	2.4198G	97.84	Inf	-Inf	30.88	3	Vertical	9	1.54	-
2422MHz	Pass	PK	2.3894G	60.86	74.00	-13.14	30.77	3	Vertical	9	1.54	-
2422MHz	Pass	PK	2.424G	108.16	Inf	-Inf	30.90	3	Vertical	9	1.54	-
2422MHz	Pass	AV	2.3894G	53.41	54.00	-0.59	30.77	3	Horizontal	136	1.02	-
2422MHz	Pass	AV	2.42G	102.81	Inf	-Inf	30.88	3	Horizontal	136	1.02	-
2422MHz	Pass	PK	2.3884G	67.19	74.00	-6.81	30.77	3	Horizontal	136	1.02	-
2422MHz	Pass	PK	2.4176G	114.24	Inf	-Inf	30.87	3	Horizontal	136	1.02	-
2427MHz	Pass	AV	2.389G	47.96	54.00	-6.04	30.77	3	Vertical	5	1.53	-
2427MHz	Pass	AV	2.4248G	99.34	Inf	-Inf	30.90	3	Vertical	5	1.53	-
2427MHz	Pass	PK	2.389998G	63.18	74.00	-10.82	30.77	3	Vertical	5	1.53	-
2427MHz	Pass	PK	2.426G	109.55	Inf	-Inf	30.90	3	Vertical	5	1.53	-
2427MHz	Pass	AV	2.389998G	53.63	54.00	-0.37	30.77	3	Horizontal	135	1.03	-
2427MHz	Pass	AV	2.4248G	103.17	Inf	-Inf	30.90	3	Horizontal	135	1.03	-
2427MHz	Pass	PK	2.3886G	67.27	74.00	-6.73	30.77	3	Horizontal	135	1.03	-
2427MHz	Pass	PK	2.4206G	113.93	Inf	-Inf	30.88	3	Horizontal	135	1.03	-
2432MHz	Pass	AV	2.389998G	47.63	54.00	-6.37	30.77	3	Vertical	4	1.54	-
2432MHz	Pass	AV	2.43G	99.94	Inf	-Inf	30.92	3	Vertical	4	1.54	-
2432MHz	Pass	PK	2.3872G	61.24	74.00	-12.76	30.76	3	Vertical	4	1.54	-
2432MHz	Pass	PK	2.4278G	109.99	Inf	-Inf	30.91	3	Vertical	4	1.54	-
2432MHz	Pass	AV	2.3894G	53.65	54.00	-0.35	30.77	3	Horizontal	136	1.02	-
2432MHz	Pass	AV	2.4296G	102.92	Inf	-Inf	30.92	3	Horizontal	136	1.02	-
2432MHz	Pass	PK	2.3894G	67.33	74.00	-6.67	30.77	3	Horizontal	136	1.02	-
2432MHz	Pass	PK	2.4302G	114.09	Inf	-Inf	30.92	3	Horizontal	136	1.02	-
2437MHz	Pass	AV	2.3894G	46.95	54.00	-7.05	30.77	3	Vertical	1	1.56	-
2437MHz	Pass	AV	2.4346G	100.16	Inf	-Inf	30.93	3	Vertical	1	1.56	-
2437MHz	Pass	AV	2.4838G	48.76	54.00	-5.24	31.11	3	Vertical	1	1.56	-
2437MHz	Pass	PK	2.389G	60.06	74.00	-13.94	30.77	3	Vertical	1	1.56	-
2437MHz	Pass	PK	2.4418G	109.86	Inf	-Inf	30.96	3	Vertical	1	1.56	-



RSE TX above 1GHz Result

Appendix F.2

Mode	Result	Type	Freq (Hz)	Level (dBuV/m)	Limit (dBuV/m)	Margin (dB)	Factor (dB)	Dist (m)	Condition	Azimuth (°)	Height (m)	Comments
2437MHz	Pass	PK	2.4842G	61.14	74.00	-12.86	31.12	3	Vertical	1	1.56	-
2437MHz	Pass	AV	2.3898G	52.78	54.00	-1.22	30.77	3	Horizontal	138	1.11	-
2437MHz	Pass	AV	2.4346G	103.16	Inf	-Inf	30.93	3	Horizontal	138	1.11	-
2437MHz	Pass	AV	2.4838G	50.30	54.00	-3.70	31.11	3	Horizontal	138	1.11	-
2437MHz	Pass	PK	2.387G	66.77	74.00	-7.23	30.76	3	Horizontal	138	1.11	-
2437MHz	Pass	PK	2.435G	114.30	Inf	-Inf	30.94	3	Horizontal	138	1.11	-
2437MHz	Pass	PK	2.485G	63.81	74.00	-10.19	31.12	3	Horizontal	138	1.11	-
2437MHz	Pass	AV	4.8755G	35.89	54.00	-18.11	2.26	3	Vertical	263	1.02	-
2437MHz	Pass	PK	4.87682G	50.20	74.00	-23.80	2.26	3	Vertical	263	1.02	-
2437MHz	Pass	AV	4.87508G	35.96	54.00	-18.04	2.26	3	Horizontal	335	2.81	-
2437MHz	Pass	PK	4.87448G	48.78	74.00	-25.22	2.26	3	Horizontal	335	2.81	-
2442MHz	Pass	AV	2.4398G	100.39	Inf	-Inf	30.95	3	Vertical	5	1.52	-
2442MHz	Pass	AV	2.483502G	52.06	54.00	-1.94	31.11	3	Vertical	5	1.52	-
2442MHz	Pass	PK	2.438G	110.70	Inf	-Inf	30.95	3	Vertical	5	1.52	-
2442MHz	Pass	PK	2.4854G	64.45	74.00	-9.55	31.12	3	Vertical	5	1.52	-
2442MHz	Pass	AV	2.4398G	104.11	Inf	-Inf	30.95	3	Horizontal	139	1.03	-
2442MHz	Pass	AV	2.483502G	53.68	54.00	-0.32	31.11	3	Horizontal	139	1.03	-
2442MHz	Pass	PK	2.4466G	115.19	Inf	-Inf	30.98	3	Horizontal	139	1.03	-
2442MHz	Pass	PK	2.4844G	68.71	74.00	-5.29	31.12	3	Horizontal	139	1.03	-
2447MHz	Pass	AV	2.4448G	99.91	Inf	-Inf	30.97	3	Vertical	17	1.55	-
2447MHz	Pass	AV	2.4838G	52.12	54.00	-1.88	31.11	3	Vertical	17	1.55	-
2447MHz	Pass	PK	2.444G	110.39	Inf	-Inf	30.97	3	Vertical	17	1.55	-
2447MHz	Pass	PK	2.4842G	67.07	74.00	-6.93	31.12	3	Vertical	17	1.55	-
2447MHz	Pass	AV	2.4448G	104.26	Inf	-Inf	30.97	3	Horizontal	138	1.00	-
2447MHz	Pass	AV	2.4836G	53.55	54.00	-0.45	31.11	3	Horizontal	138	1.00	-
2447MHz	Pass	PK	2.4446G	114.87	Inf	-Inf	30.97	3	Horizontal	138	1.00	-
2447MHz	Pass	PK	2.4842G	68.21	74.00	-5.79	31.12	3	Horizontal	138	1.00	-
2452MHz	Pass	AV	2.4498G	99.88	Inf	-Inf	30.99	3	Vertical	4	1.76	-
2452MHz	Pass	AV	2.483502G	53.57	54.00	-0.43	31.11	3	Vertical	4	1.76	-
2452MHz	Pass	PK	2.4512G	109.70	Inf	-Inf	30.99	3	Vertical	4	1.76	-
2452MHz	Pass	PK	2.4836G	68.74	74.00	-5.26	31.11	3	Vertical	4	1.76	-
2452MHz	Pass	AV	2.45G	102.51	Inf	-Inf	30.99	3	Horizontal	139	1.23	-
2452MHz	Pass	AV	2.483502G	53.62	54.00	-0.38	31.11	3	Horizontal	139	1.23	-
2452MHz	Pass	PK	2.4532G	114.28	Inf	-Inf	31.00	3	Horizontal	139	1.23	-
2452MHz	Pass	PK	2.484G	68.18	74.00	-5.82	31.12	3	Horizontal	139	1.23	-
2457MHz	Pass	AV	2.4548G	98.77	Inf	-Inf	31.01	3	Vertical	354	1.50	-
2457MHz	Pass	AV	2.4838G	53.71	54.00	-0.29	31.11	3	Vertical	354	1.50	-
2457MHz	Pass	PK	2.455G	108.77	Inf	-Inf	31.01	3	Vertical	354	1.50	-
2457MHz	Pass	PK	2.483502G	67.75	74.00	-6.25	31.11	3	Vertical	354	1.50	-
2457MHz	Pass	AV	2.4548G	102.20	Inf	-Inf	31.01	3	Horizontal	139	1.25	-
2457MHz	Pass	AV	2.483502G	53.73	54.00	-0.27	31.11	3	Horizontal	139	1.25	-
2457MHz	Pass	PK	2.4558G	113.80	Inf	-Inf	31.01	3	Horizontal	139	1.25	-
2457MHz	Pass	PK	2.4836G	68.38	74.00	-5.62	31.11	3	Horizontal	139	1.25	-
2462MHz	Pass	AV	2.4598G	97.81	Inf	-Inf	31.03	3	Vertical	265	2.87	-
2462MHz	Pass	AV	2.483502G	51.77	54.00	-2.23	31.11	3	Vertical	265	2.87	-
2462MHz	Pass	PK	2.4634G	109.22	Inf	-Inf	31.04	3	Vertical	265	2.87	-
2462MHz	Pass	PK	2.4858G	65.85	74.00	-8.15	31.12	3	Vertical	265	2.87	-
2462MHz	Pass	AV	2.46G	100.54	Inf	-Inf	31.03	3	Horizontal	139	1.02	-
2462MHz	Pass	AV	2.4836G	53.48	54.00	-0.52	31.11	3	Horizontal	139	1.02	-



RSE TX above 1GHz Result

Appendix F.2

Mode	Result	Type	Freq (Hz)	Level (dBuV/m)	Limit (dBuV/m)	Margin (dB)	Factor (dB)	Dist (m)	Condition	Azimuth (°)	Height (m)	Comments
2462MHz	Pass	PK	2.4602G	111.71	Inf	-Inf	31.03	3	Horizontal	139	1.02	-
2462MHz	Pass	PK	2.483502G	68.67	74.00	-5.33	31.11	3	Horizontal	139	1.02	-
2462MHz	Pass	AV	4.92346G	33.90	54.00	-20.10	2.38	3	Vertical	263	1.03	-
2462MHz	Pass	PK	4.9255G	47.30	74.00	-26.70	2.38	3	Vertical	263	1.03	-
2462MHz	Pass	AV	4.92124G	34.40	54.00	-19.60	2.37	3	Horizontal	329	2.60	-
2462MHz	Pass	PK	4.91992G	47.21	74.00	-26.79	2.37	3	Horizontal	329	2.60	-
802.11ac VHT40_Nss1,(MCS0)_2TX	-	-	-	-	-	-	-	-	-	-	-	-
2422MHz	Pass	AV	2.3888G	49.18	54.00	-4.82	30.77	3	Vertical	1	1.54	-
2422MHz	Pass	AV	2.4372G	89.84	Inf	-Inf	30.94	3	Vertical	1	1.54	-
2422MHz	Pass	AV	2.4848G	45.48	54.00	-8.52	31.12	3	Vertical	1	1.54	-
2422MHz	Pass	PK	2.3856G	60.28	74.00	-13.72	30.76	3	Vertical	1	1.54	-
2422MHz	Pass	PK	2.4372G	99.71	Inf	-Inf	30.94	3	Vertical	1	1.54	-
2422MHz	Pass	PK	2.49G	56.75	74.00	-17.25	31.13	3	Vertical	1	1.54	-
2422MHz	Pass	AV	2.3892G	53.64	54.00	-0.36	30.77	3	Horizontal	139	1.02	-
2422MHz	Pass	AV	2.4176G	93.77	Inf	-Inf	30.87	3	Horizontal	139	1.02	-
2422MHz	Pass	AV	2.488G	46.24	54.00	-7.76	31.13	3	Horizontal	139	1.02	-
2422MHz	Pass	PK	2.3888G	65.80	74.00	-8.20	30.77	3	Horizontal	139	1.02	-
2422MHz	Pass	PK	2.4252G	104.92	Inf	-Inf	30.90	3	Horizontal	139	1.02	-
2422MHz	Pass	PK	2.4868G	56.88	74.00	-17.12	31.12	3	Horizontal	139	1.02	-
2422MHz	Pass	AV	4.84202G	32.54	54.00	-21.46	2.18	3	Vertical	359	2.70	-
2422MHz	Pass	PK	4.8521G	45.21	74.00	-28.79	2.20	3	Vertical	359	2.70	-
2422MHz	Pass	AV	4.8509G	32.61	54.00	-21.39	2.20	3	Horizontal	125	1.12	-
2422MHz	Pass	PK	4.84154G	45.05	74.00	-28.95	2.17	3	Horizontal	125	1.12	-
2427MHz	Pass	AV	2.3898G	49.86	54.00	-4.14	30.77	3	Vertical	2	1.56	-
2427MHz	Pass	AV	2.435G	92.02	Inf	-Inf	30.94	3	Vertical	2	1.56	-
2427MHz	Pass	AV	2.4918G	46.24	54.00	-7.76	31.14	3	Vertical	2	1.56	-
2427MHz	Pass	PK	2.3874G	62.99	74.00	-11.01	30.76	3	Vertical	2	1.56	-
2427MHz	Pass	PK	2.4354G	101.42	Inf	-Inf	30.94	3	Vertical	2	1.56	-
2427MHz	Pass	PK	2.4846G	57.62	74.00	-16.38	31.12	3	Vertical	2	1.56	-
2427MHz	Pass	AV	2.3882G	53.76	54.00	-0.24	30.77	3	Horizontal	142	1.97	-
2427MHz	Pass	AV	2.4346G	95.03	Inf	-Inf	30.93	3	Horizontal	142	1.97	-
2427MHz	Pass	AV	2.483502G	46.23	54.00	-7.77	31.11	3	Horizontal	142	1.97	-
2427MHz	Pass	PK	2.3886G	66.20	74.00	-7.80	30.77	3	Horizontal	142	1.97	-
2427MHz	Pass	PK	2.431G	105.49	Inf	-Inf	30.92	3	Horizontal	142	1.97	-
2427MHz	Pass	PK	2.4846G	58.94	74.00	-15.06	31.12	3	Horizontal	142	1.97	-
2432MHz	Pass	AV	2.3896G	49.30	54.00	-4.70	30.77	3	Vertical	15	1.54	-
2432MHz	Pass	AV	2.44G	92.29	Inf	-Inf	30.95	3	Vertical	15	1.54	-
2432MHz	Pass	AV	2.4844G	46.71	54.00	-7.29	31.12	3	Vertical	15	1.54	-
2432MHz	Pass	PK	2.3892G	60.76	74.00	-13.24	30.77	3	Vertical	15	1.54	-
2432MHz	Pass	PK	2.44G	101.99	Inf	-Inf	30.95	3	Vertical	15	1.54	-
2432MHz	Pass	PK	2.4856G	57.26	74.00	-16.74	31.12	3	Vertical	15	1.54	-
2432MHz	Pass	AV	2.389998G	53.64	54.00	-0.36	30.77	3	Horizontal	142	1.03	-
2432MHz	Pass	AV	2.4232G	95.26	Inf	-Inf	30.89	3	Horizontal	142	1.03	-
2432MHz	Pass	AV	2.4944G	46.72	54.00	-7.28	31.15	3	Horizontal	142	1.03	-
2432MHz	Pass	PK	2.3876G	66.19	74.00	-7.81	30.77	3	Horizontal	142	1.03	-
2432MHz	Pass	PK	2.4248G	106.76	Inf	-Inf	30.90	3	Horizontal	142	1.03	-
2432MHz	Pass	PK	2.4888G	58.12	74.00	-15.88	31.13	3	Horizontal	142	1.03	-
2437MHz	Pass	AV	2.389G	48.99	54.00	-5.01	30.77	3	Vertical	4	2.02	-
2437MHz	Pass	AV	2.4446G	94.76	Inf	-Inf	30.97	3	Vertical	4	2.02	-



RSE TX above 1GHz Result

Appendix F.2

Mode	Result	Type	Freq (Hz)	Level (dBuV/m)	Limit (dBuV/m)	Margin (dB)	Factor (dB)	Dist (m)	Condition	Azimuth (°)	Height (m)	Comments
2437MHz	Pass	AV	2.483502G	50.26	54.00	-3.74	31.11	3	Vertical	4	2.02	-
2437MHz	Pass	PK	2.3866G	61.59	74.00	-12.41	30.76	3	Vertical	4	2.02	-
2437MHz	Pass	PK	2.4442G	103.74	Inf	-Inf	30.97	3	Vertical	4	2.02	-
2437MHz	Pass	PK	2.4842G	62.91	74.00	-11.09	31.12	3	Vertical	4	2.02	-
2437MHz	Pass	AV	2.3898G	53.64	54.00	-0.36	30.77	3	Horizontal	132	1.50	-
2437MHz	Pass	AV	2.445G	97.68	Inf	-Inf	30.97	3	Horizontal	132	1.50	-
2437MHz	Pass	AV	2.483502G	51.82	54.00	-2.18	31.11	3	Horizontal	132	1.50	-
2437MHz	Pass	PK	2.3894G	67.72	74.00	-6.28	30.77	3	Horizontal	132	1.50	-
2437MHz	Pass	PK	2.4474G	107.64	Inf	-Inf	30.98	3	Horizontal	132	1.50	-
2437MHz	Pass	PK	2.4842G	66.14	74.00	-7.86	31.12	3	Horizontal	132	1.50	-
2437MHz	Pass	AV	4.8755G	33.21	54.00	-20.79	2.26	3	Vertical	357	1.34	-
2437MHz	Pass	PK	4.87262G	45.52	74.00	-28.48	2.25	3	Vertical	357	1.34	-
2437MHz	Pass	AV	4.87556G	34.22	54.00	-19.78	2.26	3	Horizontal	336	2.77	-
2437MHz	Pass	PK	4.88G	46.49	74.00	-27.51	2.27	3	Horizontal	336	2.77	-
2442MHz	Pass	AV	2.389998G	46.34	54.00	-7.66	30.77	3	Vertical	4	1.75	-
2442MHz	Pass	AV	2.4496G	93.80	Inf	-Inf	30.99	3	Vertical	4	1.75	-
2442MHz	Pass	AV	2.484G	51.15	54.00	-2.85	31.12	3	Vertical	4	1.75	-
2442MHz	Pass	PK	2.384G	58.15	74.00	-15.85	30.76	3	Vertical	4	1.75	-
2442MHz	Pass	PK	2.4488G	103.24	Inf	-Inf	30.99	3	Vertical	4	1.75	-
2442MHz	Pass	PK	2.484G	63.07	74.00	-10.93	31.12	3	Vertical	4	1.75	-
2442MHz	Pass	AV	2.389998G	50.77	54.00	-3.23	30.77	3	Horizontal	145	1.22	-
2442MHz	Pass	AV	2.4496G	97.14	Inf	-Inf	30.99	3	Horizontal	145	1.22	-
2442MHz	Pass	AV	2.483502G	53.13	54.00	-0.87	31.11	3	Horizontal	145	1.22	-
2442MHz	Pass	PK	2.389998G	63.31	74.00	-10.69	30.77	3	Horizontal	145	1.22	-
2442MHz	Pass	PK	2.454G	108.68	Inf	-Inf	31.00	3	Horizontal	145	1.22	-
2442MHz	Pass	PK	2.483502G	65.16	74.00	-8.84	31.11	3	Horizontal	145	1.22	-
2447MHz	Pass	AV	2.3894G	46.04	54.00	-7.96	30.77	3	Vertical	15	1.51	-
2447MHz	Pass	AV	2.4546G	94.71	Inf	-Inf	31.01	3	Vertical	15	1.51	-
2447MHz	Pass	AV	2.483502G	51.82	54.00	-2.18	31.11	3	Vertical	15	1.51	-
2447MHz	Pass	PK	2.389G	57.34	74.00	-16.66	30.77	3	Vertical	15	1.51	-
2447MHz	Pass	PK	2.4538G	103.71	Inf	-Inf	31.00	3	Vertical	15	1.51	-
2447MHz	Pass	PK	2.4838G	63.88	74.00	-10.12	31.11	3	Vertical	15	1.51	-
2447MHz	Pass	AV	2.3894G	50.59	54.00	-3.41	30.77	3	Horizontal	142	1.24	-
2447MHz	Pass	AV	2.455G	97.03	Inf	-Inf	31.01	3	Horizontal	142	1.24	-
2447MHz	Pass	AV	2.4846G	53.61	54.00	-0.39	31.12	3	Horizontal	142	1.24	-
2447MHz	Pass	PK	2.3822G	62.12	74.00	-11.88	30.75	3	Horizontal	142	1.24	-
2447MHz	Pass	PK	2.449G	107.36	Inf	-Inf	30.99	3	Horizontal	142	1.24	-
2447MHz	Pass	PK	2.4862G	65.82	74.00	-8.18	31.12	3	Horizontal	142	1.24	-
2452MHz	Pass	AV	2.3884G	44.76	54.00	-9.24	30.77	3	Vertical	3	1.50	-
2452MHz	Pass	AV	2.4552G	93.30	Inf	-Inf	31.01	3	Vertical	3	1.50	-
2452MHz	Pass	AV	2.4852G	50.57	54.00	-3.43	31.12	3	Vertical	3	1.50	-
2452MHz	Pass	PK	2.389998G	56.60	74.00	-17.40	30.77	3	Vertical	3	1.50	-
2452MHz	Pass	PK	2.4556G	102.79	Inf	-Inf	31.01	3	Vertical	3	1.50	-
2452MHz	Pass	PK	2.4848G	63.00	74.00	-11.00	31.12	3	Vertical	3	1.50	-
2452MHz	Pass	AV	2.3892G	49.33	54.00	-4.67	30.77	3	Horizontal	140	1.26	-
2452MHz	Pass	AV	2.46G	96.90	Inf	-Inf	31.03	3	Horizontal	140	1.26	-
2452MHz	Pass	AV	2.484G	53.73	54.00	-0.27	31.12	3	Horizontal	140	1.26	-
2452MHz	Pass	PK	2.378G	60.94	74.00	-13.06	30.73	3	Horizontal	140	1.26	-
2452MHz	Pass	PK	2.4544G	107.15	Inf	-Inf	31.01	3	Horizontal	140	1.26	-





**RSE TX above 1GHz Result**

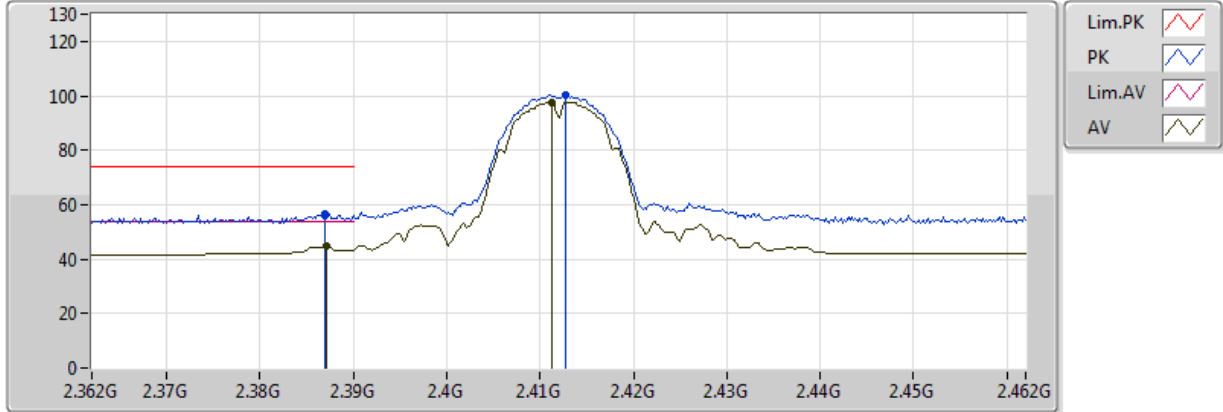
**Appendix F.2**

Mode	Result	Type	Freq (Hz)	Level (dBuV/m)	Limit (dBuV/m)	Margin (dB)	Factor (dB)	Dist (m)	Condition	Azimuth (°)	Height (m)	Comments
2452MHz	Pass	PK	2.4888G	66.37	74.00	-7.63	31.13	3	Horizontal	140	1.26	-
2452MHz	Pass	AV	4.90868G	32.80	54.00	-21.20	2.34	3	Vertical	107	1.51	-
2452MHz	Pass	PK	4.9127G	45.99	74.00	-28.01	2.35	3	Vertical	107	1.85	-
2452MHz	Pass	AV	4.89734G	33.63	54.00	-20.37	2.31	3	Horizontal	334	2.97	-
2452MHz	Pass	PK	4.89152G	45.86	74.00	-28.14	2.30	3	Horizontal	334	2.97	-

### 802.11b\_Nss1,(1Mbps)\_1TX(Port2)

### 2412MHz\_TX

28/07/2018

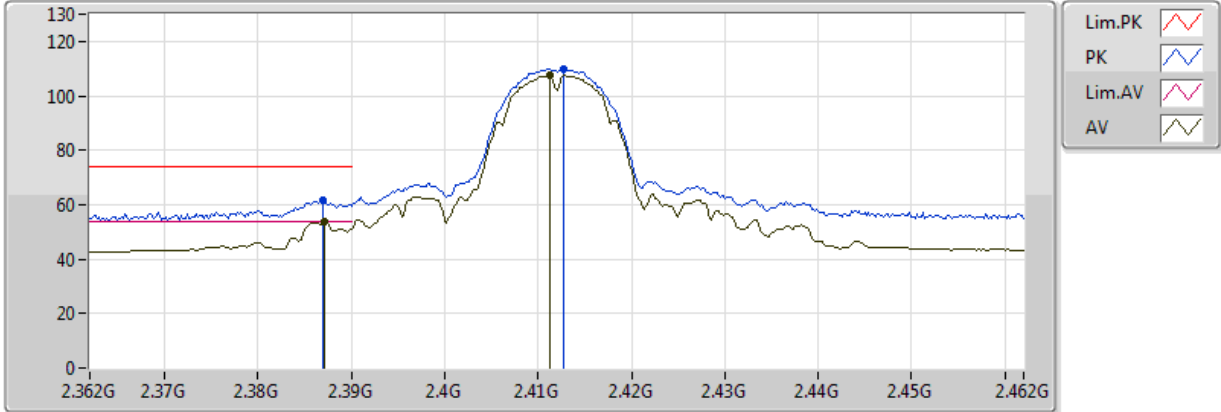


Type	Freq (Hz)	Level (dBuV/m)	Limit (dBuV/m)	Margin (dB)	Factor (dB)	Dist (m)	Condition	Azimuth (°)	Height (m)	Comments
AV	2.3872G	44.66	54.00	-9.34	30.76	3	Vertical	29	1.46	-
AV	2.4112G	97.67	Inf	-Inf	30.85	3	Vertical	29	1.46	-
PK	2.387G	56.65	74.00	-17.35	30.76	3	Vertical	29	1.46	-
PK	2.4128G	100.10	Inf	-Inf	30.86	3	Vertical	29	1.46	-

### 802.11b\_Nss1,(1Mbps)\_1TX(Port2)

### 2412MHz\_TX

28/07/2018

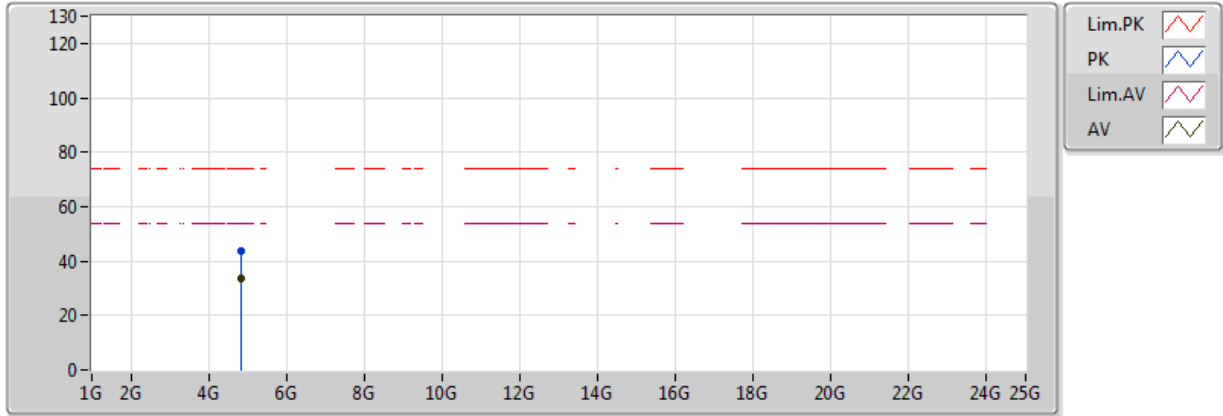


Type	Freq (Hz)	Level (dBuV/m)	Limit (dBuV/m)	Margin (dB)	Factor (dB)	Dist (m)	Condition	Azimuth (°)	Height (m)	Comments
AV	2.3872G	53.74	54.00	-0.26	30.76	3	Horizontal	124	1.01	-
AV	2.4112G	107.46	Inf	-Inf	30.85	3	Horizontal	124	1.01	-
PK	2.387G	61.76	74.00	-12.24	30.76	3	Horizontal	124	1.01	-
PK	2.4128G	109.86	Inf	-Inf	30.86	3	Horizontal	124	1.01	-

### 802.11b\_Nss1,(1Mbps)\_1TX(Port2)

### 2412MHz\_TX

28/07/2018

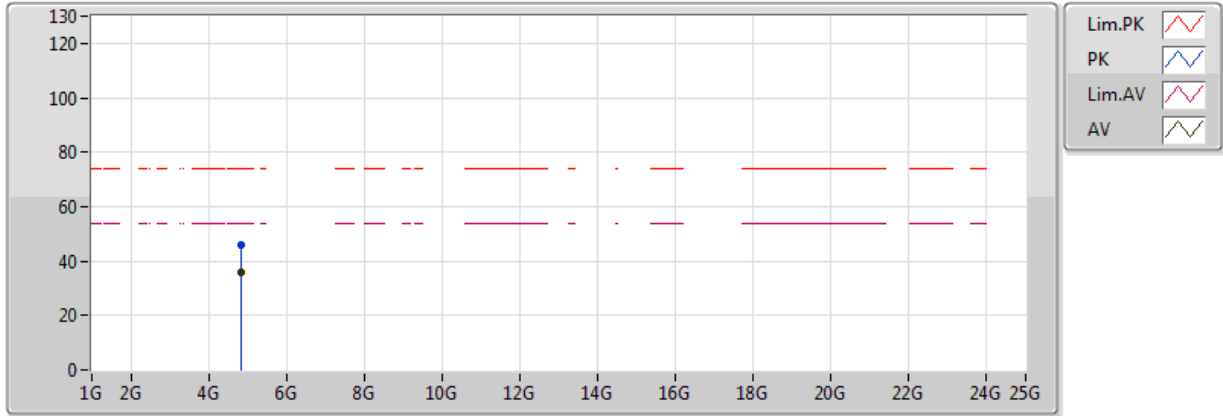


Type	Freq (Hz)	Level (dBuV/m)	Limit (dBuV/m)	Margin (dB)	Factor (dB)	Dist (m)	Condition	Azimuth (°)	Height (m)	Comments
AV	4.824G	33.46	54.00	-20.54	2.13	3	Vertical	92	1.01	-
PK	4.82418G	43.90	74.00	-30.10	2.13	3	Vertical	92	1.01	-

### 802.11b\_Nss1,(1Mbps)\_1TX(Port2)

### 2412MHz\_TX

28/07/2018

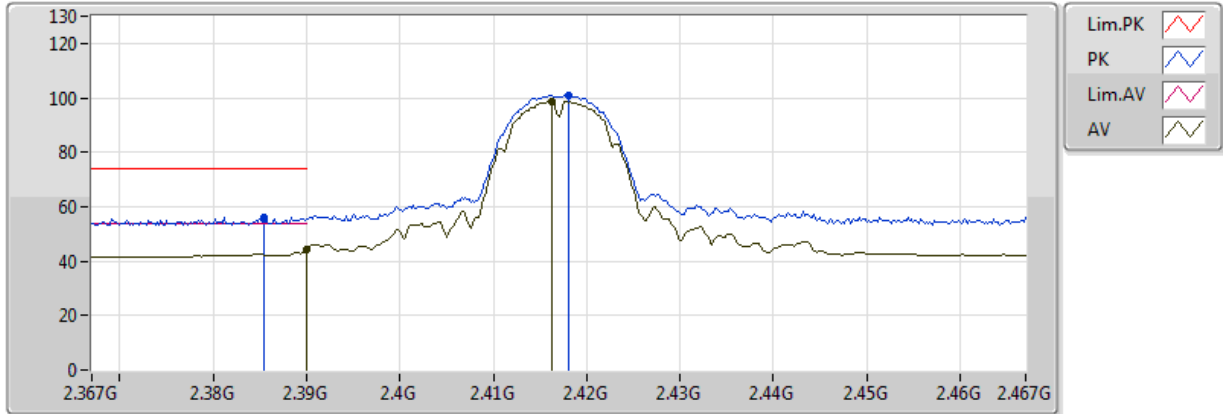


Type	Freq (Hz)	Level (dBuV/m)	Limit (dBuV/m)	Margin (dB)	Factor (dB)	Dist (m)	Condition	Azimuth (°)	Height (m)	Comments
AV	4.82394G	36.05	54.00	-17.95	2.13	3	Horizontal	15	1.04	-
PK	4.82418G	45.88	74.00	-28.12	2.13	3	Horizontal	15	1.04	-

### 802.11b\_Nss1,(1Mbps)\_1TX(Port2)

### 2417MHz\_TX

28/07/2018

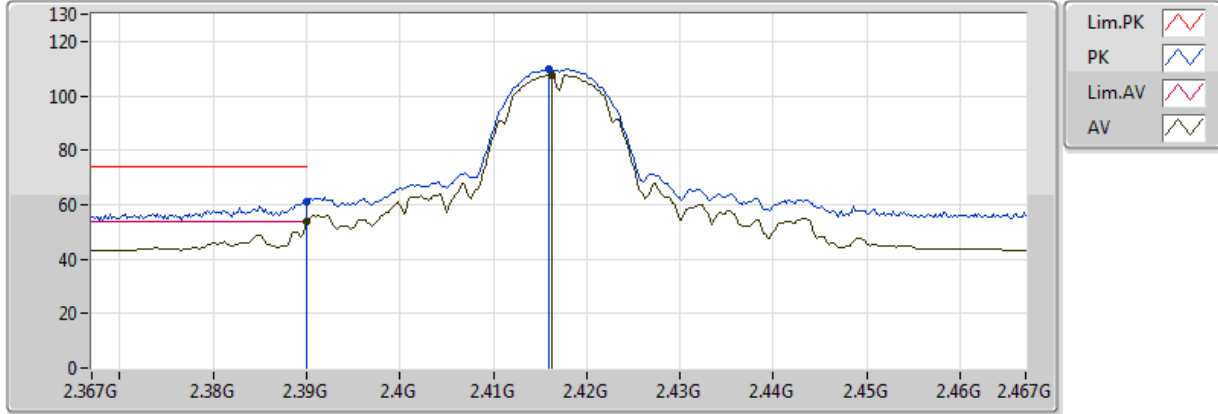


Type	Freq (Hz)	Level (dBuV/m)	Limit (dBuV/m)	Margin (dB)	Factor (dB)	Dist (m)	Condition	Azimuth (°)	Height (m)	Comments
AV	2.389998G	44.34	54.00	-9.66	30.77	3	Vertical	15	2.56	-
AV	2.4162G	98.70	Inf	-Inf	30.87	3	Vertical	15	2.56	-
PK	2.3854G	56.24	74.00	-17.76	30.76	3	Vertical	15	2.56	-
PK	2.418G	101.13	Inf	-Inf	30.87	3	Vertical	15	2.56	-

### 802.11b\_Nss1,(1Mbps)\_1TX(Port2)

### 2417MHz\_TX

28/07/2018

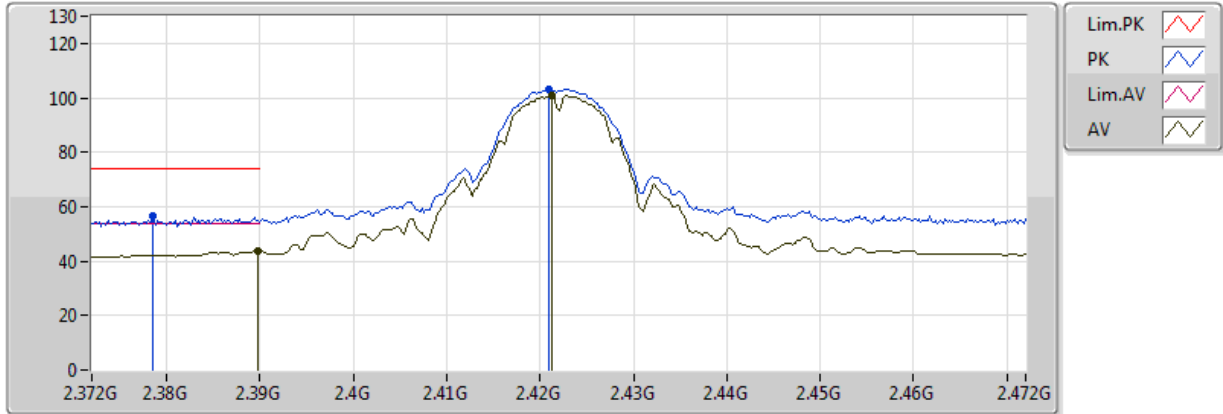


Type	Freq (Hz)	Level (dBuV/m)	Limit (dBuV/m)	Margin (dB)	Factor (dB)	Dist (m)	Condition	Azimuth (°)	Height (m)	Comments
AV	2.389998G	53.63	54.00	-0.37	30.77	3	Horizontal	132	1.02	-
AV	2.4162G	107.70	Inf	-Inf	30.87	3	Horizontal	132	1.02	-
PK	2.389998G	61.26	74.00	-12.74	30.77	3	Horizontal	132	1.02	-
PK	2.416G	110.04	Inf	-Inf	30.87	3	Horizontal	132	1.02	-

### 802.11b\_Nss1,(1Mbps)\_1TX(Port2)

### 2422MHz\_TX

28/07/2018



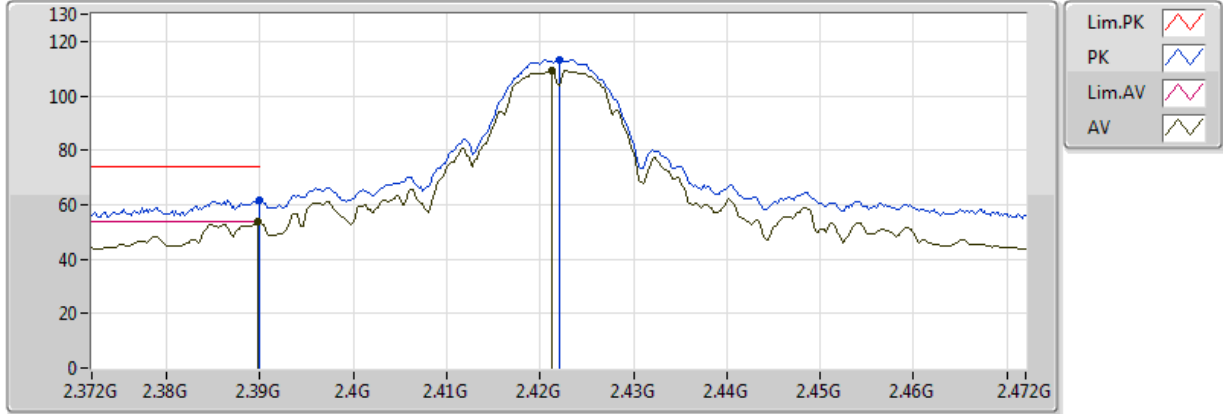
Type	Freq (Hz)	Level (dBuV/m)	Limit (dBuV/m)	Margin (dB)	Factor (dB)	Dist (m)	Condition	Azimuth (°)	Height (m)	Comments
AV	2.3898G	43.74	54.00	-10.26	30.77	3	Vertical	16	2.55	-
AV	2.4212G	100.76	Inf	-Inf	30.89	3	Vertical	16	2.55	-
PK	2.3786G	56.48	74.00	-17.52	30.74	3	Vertical	16	2.55	-
PK	2.421G	103.03	Inf	-Inf	30.89	3	Vertical	16	2.55	-



### 802.11b\_Nss1,(1Mbps)\_1TX(Port2)

### 2422MHz\_TX

28/07/2018

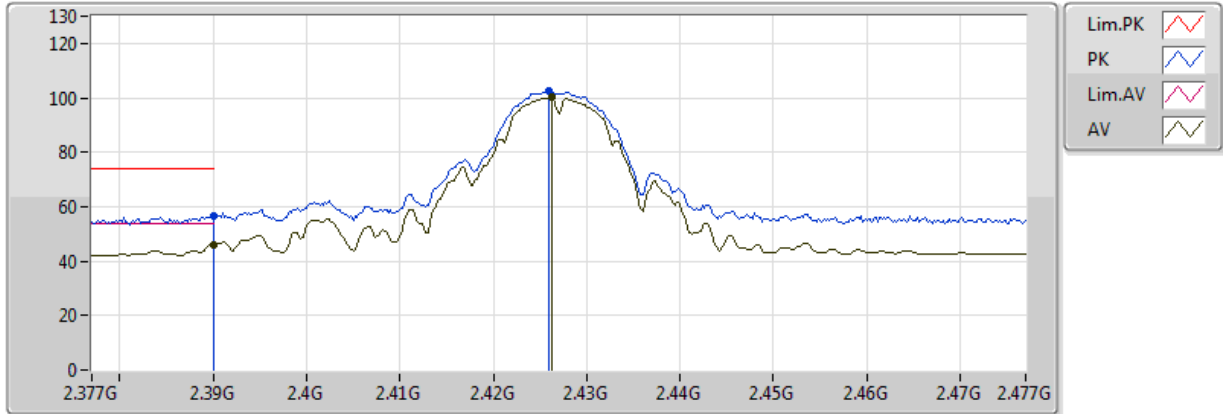


Type	Freq (Hz)	Level (dBuV/m)	Limit (dBuV/m)	Margin (dB)	Factor (dB)	Dist (m)	Condition	Azimuth (°)	Height (m)	Comments
AV	2.3898G	53.65	54.00	-0.35	30.77	3	Horizontal	138	1.00	-
AV	2.4212G	109.29	Inf	-Inf	30.89	3	Horizontal	138	1.00	-
PK	2.389998G	61.82	74.00	-12.18	30.77	3	Horizontal	138	1.00	-
PK	2.422G	113.19	Inf	-Inf	30.89	3	Horizontal	138	1.00	-

### 802.11b\_Nss1,(1Mbps)\_1TX(Port2)

### 2427MHz\_TX

28/07/2018

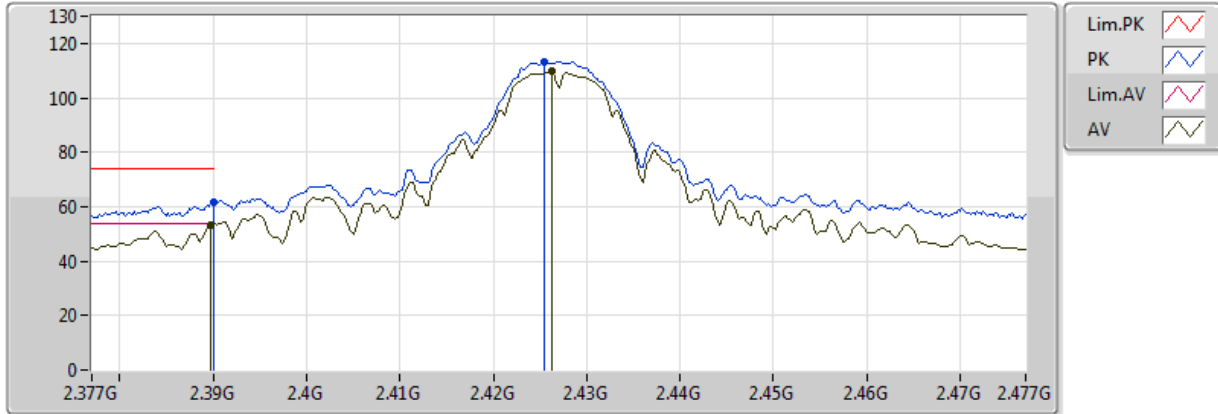


Type	Freq (Hz)	Level (dBuV/m)	Limit (dBuV/m)	Margin (dB)	Factor (dB)	Dist (m)	Condition	Azimuth (°)	Height (m)	Comments
AV	2.389998G	46.17	54.00	-7.83	30.77	3	Vertical	8	2.99	-
AV	2.4262G	100.07	Inf	-Inf	30.90	3	Vertical	8	2.99	-
PK	2.389998G	56.75	74.00	-17.25	30.77	3	Vertical	8	2.99	-
PK	2.426G	102.40	Inf	-Inf	30.90	3	Vertical	8	2.99	-

### 802.11b\_Nss1,(1Mbps)\_1TX(Port2)

### 2427MHz\_TX

28/07/2018

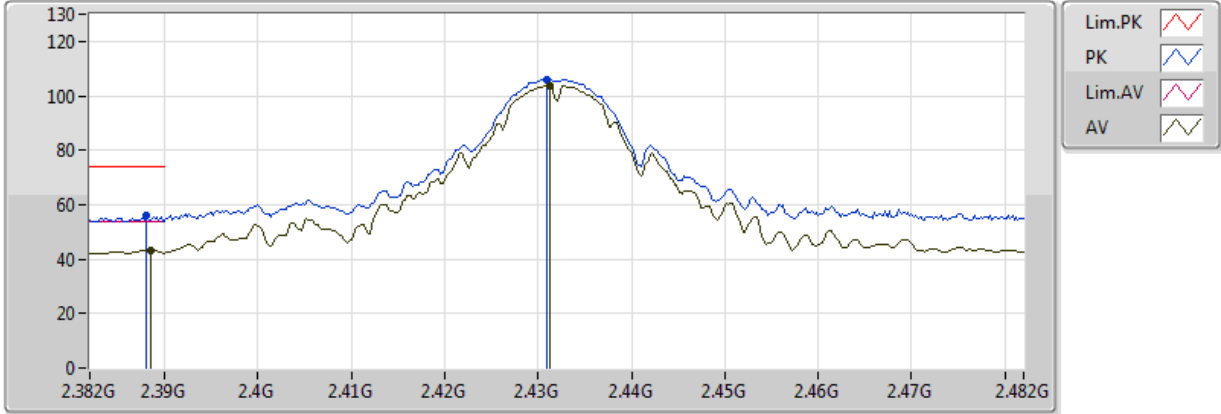


Type	Freq (Hz)	Level (dBuV/m)	Limit (dBuV/m)	Margin (dB)	Factor (dB)	Dist (m)	Condition	Azimuth (°)	Height (m)	Comments
AV	2.3898G	53.49	54.00	-0.51	30.77	3	Horizontal	138	1.02	-
AV	2.4262G	109.57	Inf	-Inf	30.90	3	Horizontal	138	1.02	-
PK	2.389998G	61.75	74.00	-12.25	30.77	3	Horizontal	138	1.02	-
PK	2.4254G	113.40	Inf	-Inf	30.90	3	Horizontal	138	1.02	-

### 802.11b\_Nss1,(1Mbps)\_1TX(Port2)

### 2432MHz\_TX

28/07/2018

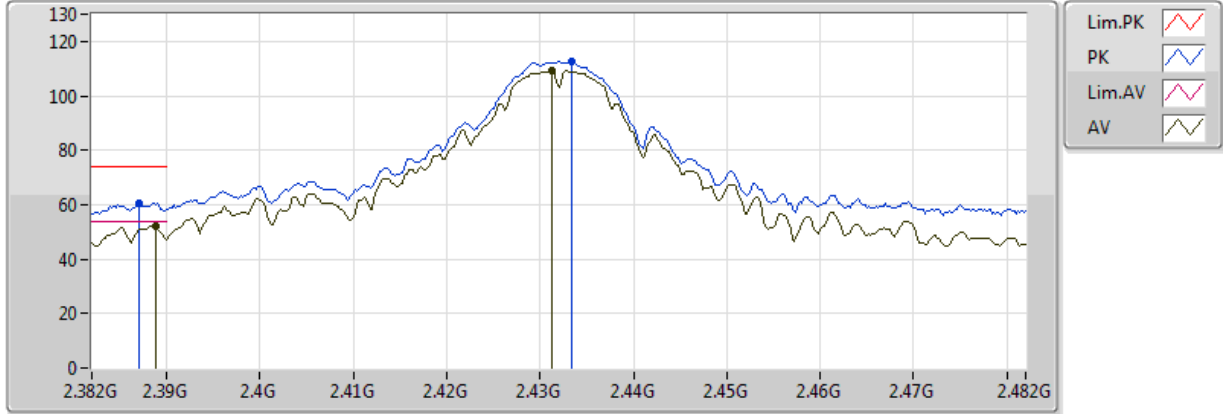


Type	Freq (Hz)	Level (dBuV/m)	Limit (dBuV/m)	Margin (dB)	Factor (dB)	Dist (m)	Condition	Azimuth (°)	Height (m)	Comments
AV	2.3886G	43.35	54.00	-10.65	30.77	3	Vertical	5	2.89	-
AV	2.4312G	103.79	Inf	-Inf	30.92	3	Vertical	5	2.89	-
PK	2.388G	56.30	74.00	-17.70	30.77	3	Vertical	5	2.89	-
PK	2.431G	106.13	Inf	-Inf	30.92	3	Vertical	5	2.89	-

### 802.11b\_Nss1,(1Mbps)\_1TX(Port2)

### 2432MHz\_TX

28/07/2018

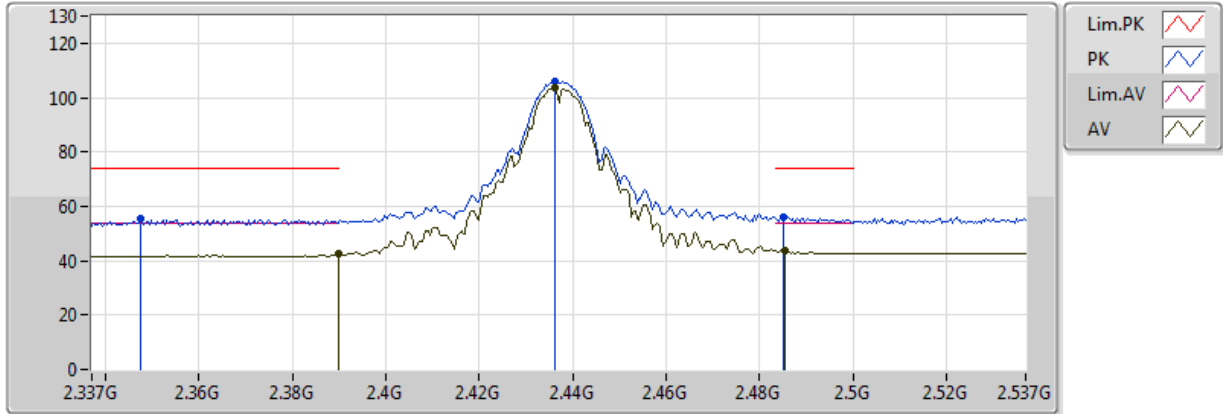


Type	Freq (Hz)	Level (dBuV/m)	Limit (dBuV/m)	Margin (dB)	Factor (dB)	Dist (m)	Condition	Azimuth (°)	Height (m)	Comments
AV	2.3888G	52.13	54.00	-1.87	30.77	3	Horizontal	135	1.02	-
AV	2.4312G	109.31	Inf	-Inf	30.92	3	Horizontal	135	1.02	-
PK	2.387G	60.71	74.00	-13.29	30.76	3	Horizontal	135	1.02	-
PK	2.4334G	112.84	Inf	-Inf	30.93	3	Horizontal	135	1.02	-

### 802.11b\_Nss1,(1Mbps)\_1TX(Port2)

### 2437MHz\_TX

28/07/2018

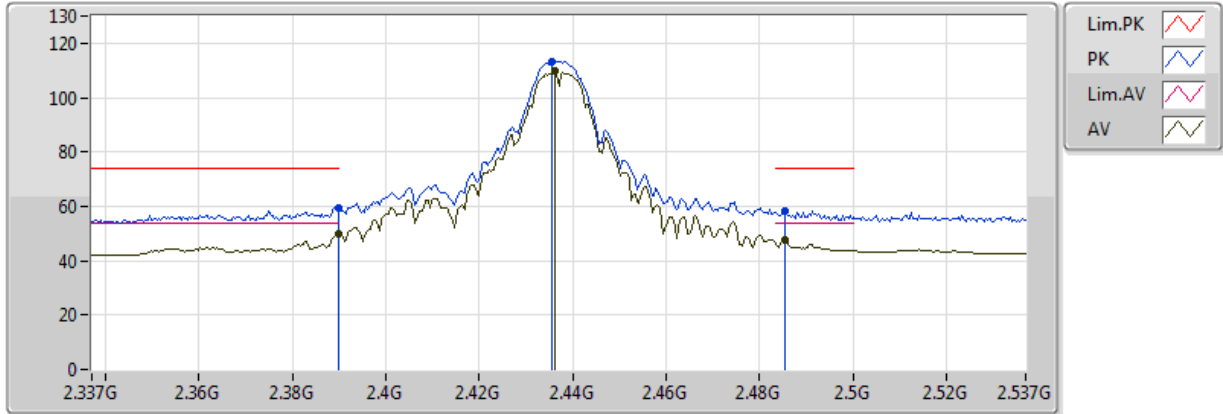


Type	Freq (Hz)	Level (dBuV/m)	Limit (dBuV/m)	Margin (dB)	Factor (dB)	Dist (m)	Condition	Azimuth (°)	Height (m)	Comments
AV	2.3898G	42.34	54.00	-11.66	30.77	3	Vertical	0	2.84	-
AV	2.4362G	103.43	Inf	-Inf	30.94	3	Vertical	0	2.84	-
AV	2.4854G	43.92	54.00	-10.08	31.12	3	Vertical	0	2.84	-
PK	2.3474G	55.45	74.00	-18.55	30.62	3	Vertical	0	2.84	-
PK	2.4362G	105.72	Inf	-Inf	30.94	3	Vertical	0	2.84	-
PK	2.485G	56.15	74.00	-17.85	31.12	3	Vertical	0	2.84	-

### 802.11b\_Nss1,(1Mbps)\_1TX(Port2)

### 2437MHz\_TX

28/07/2018

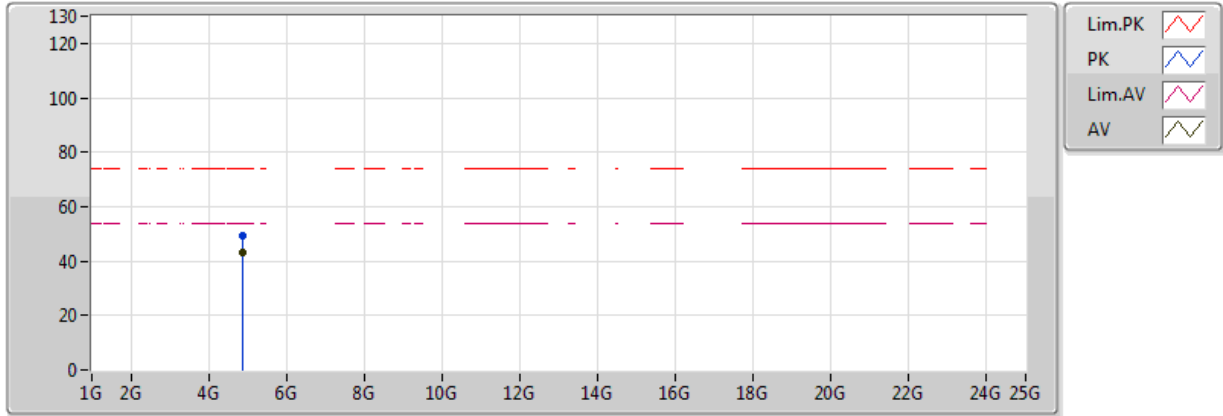


Type	Freq (Hz)	Level (dBuV/m)	Limit (dBuV/m)	Margin (dB)	Factor (dB)	Dist (m)	Condition	Azimuth (°)	Height (m)	Comments
AV	2.3898G	50.09	54.00	-3.91	30.77	3	Horizontal	134	1.13	-
AV	2.4362G	109.61	Inf	-Inf	30.94	3	Horizontal	134	1.13	-
AV	2.4854G	47.68	54.00	-6.32	31.12	3	Horizontal	134	1.13	-
PK	2.3898G	59.53	74.00	-14.47	30.77	3	Horizontal	134	1.13	-
PK	2.4354G	113.37	Inf	-Inf	30.94	3	Horizontal	134	1.13	-
PK	2.4854G	58.21	74.00	-15.79	31.12	3	Horizontal	134	1.13	-

### 802.11b\_Nss1,(1Mbps)\_1TX(Port2)

### 2437MHz\_TX

28/07/2018



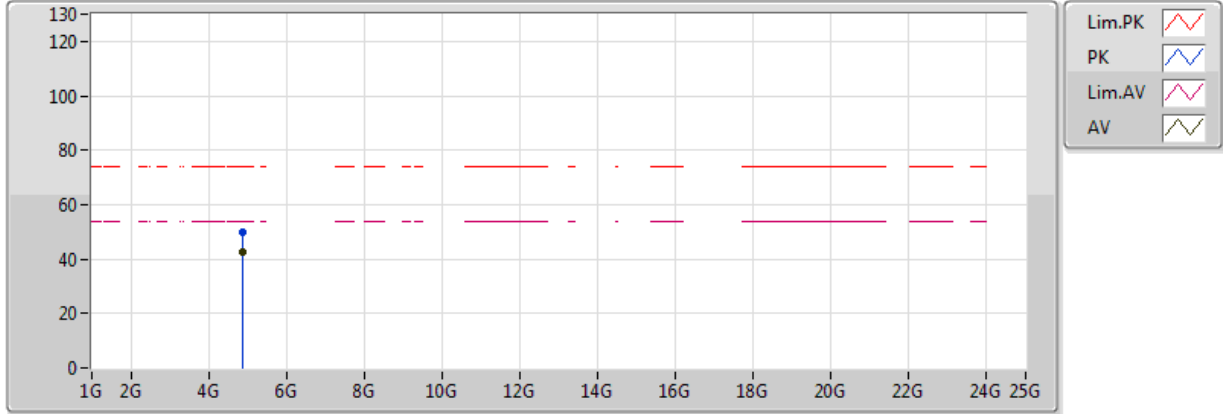
Type	Freq (Hz)	Level (dBuV/m)	Limit (dBuV/m)	Margin (dB)	Factor (dB)	Dist (m)	Condition	Azimuth (°)	Height (m)	Comments
AV	4.874G	43.35	54.00	-10.65	2.26	3	Vertical	3	2.91	-
PK	4.87388G	49.26	74.00	-24.74	2.25	3	Vertical	3	2.91	-



### 802.11b\_Nss1,(1Mbps)\_1TX(Port2)

### 2437MHz\_TX

28/07/2018

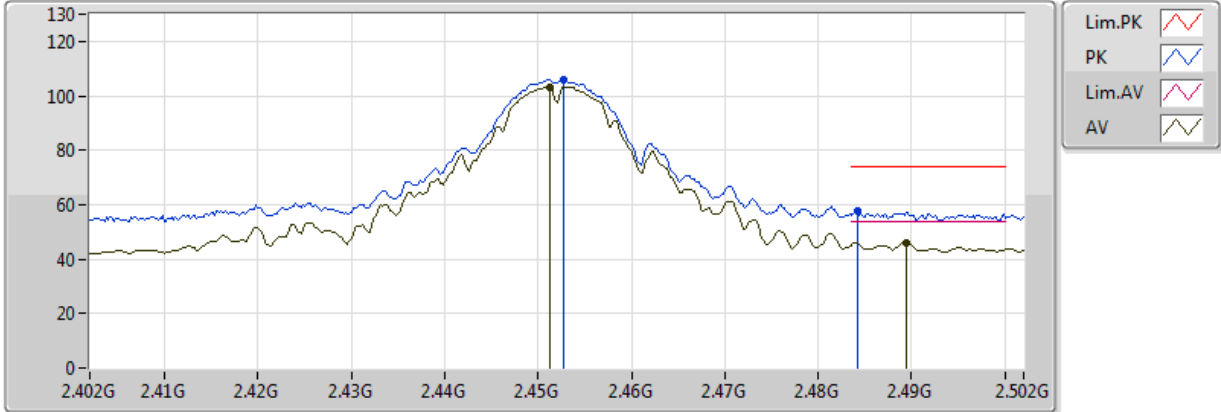


Type	Freq (Hz)	Level (dBuV/m)	Limit (dBuV/m)	Margin (dB)	Factor (dB)	Dist (m)	Condition	Azimuth (°)	Height (m)	Comments
AV	4.874G	42.82	54.00	-11.18	2.26	3	Horizontal	334	2.36	-
PK	4.87394G	49.78	74.00	-24.22	2.25	3	Horizontal	334	2.36	-

### 802.11b\_Nss1,(1Mbps)\_1TX(Port2)

### 2452MHz\_TX

28/07/2018

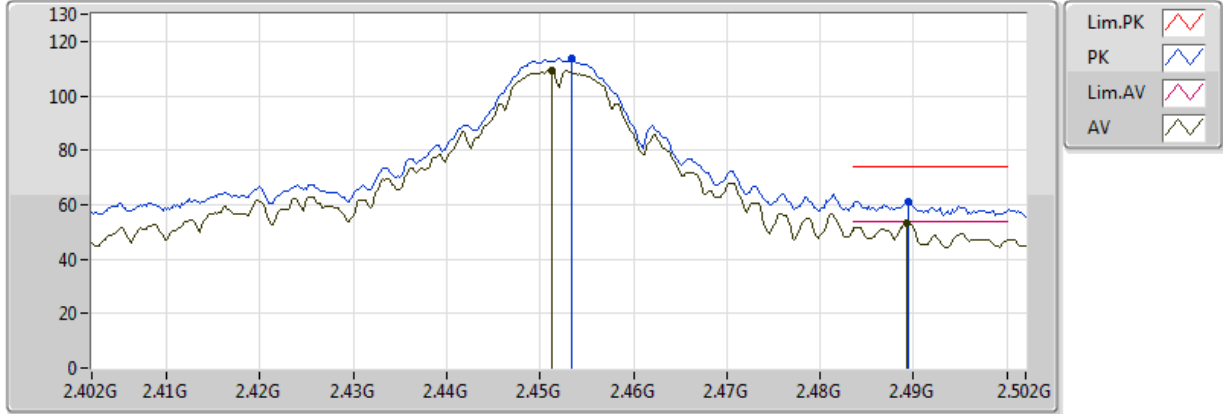


Type	Freq (Hz)	Level (dBuV/m)	Limit (dBuV/m)	Margin (dB)	Factor (dB)	Dist (m)	Condition	Azimuth (°)	Height (m)	Comments
AV	2.4512G	103.33	Inf	-Inf	30.99	3	Vertical	319	2.09	-
AV	2.4894G	46.03	54.00	-7.97	31.13	3	Vertical	319	2.09	-
PK	2.4528G	105.79	Inf	-Inf	31.00	3	Vertical	319	2.09	-
PK	2.4842G	57.44	74.00	-16.56	31.12	3	Vertical	319	2.09	-

### 802.11b\_Nss1,(1Mbps)\_1TX(Port2)

### 2452MHz\_TX

28/07/2018

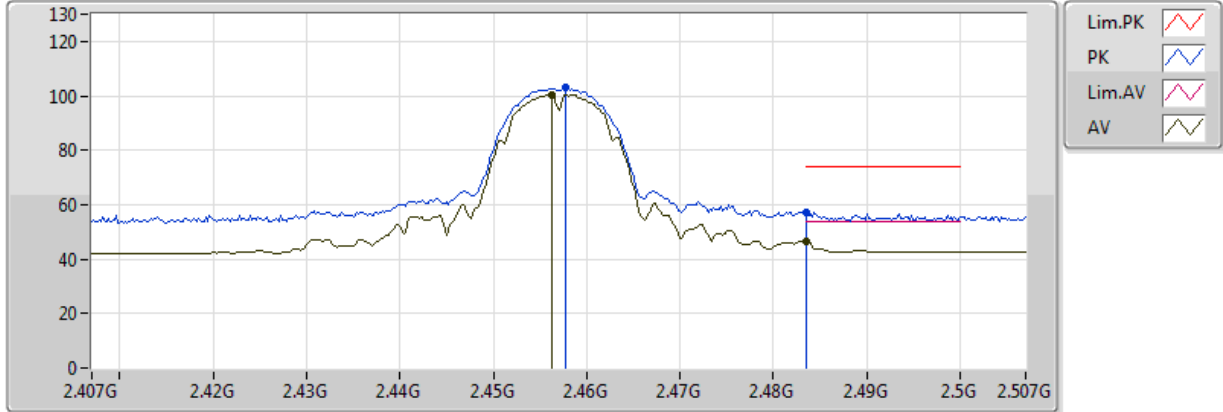


Type	Freq (Hz)	Level (dBuV/m)	Limit (dBuV/m)	Margin (dB)	Factor (dB)	Dist (m)	Condition	Azimuth (°)	Height (m)	Comments
AV	2.4512G	109.37	Inf	-Inf	30.99	3	Horizontal	139	1.47	-
AV	2.4892G	53.47	54.00	-0.53	31.13	3	Horizontal	139	1.47	-
PK	2.4534G	113.70	Inf	-Inf	31.00	3	Horizontal	139	1.47	-
PK	2.4894G	61.23	74.00	-12.77	31.13	3	Horizontal	139	1.47	-

### 802.11b\_Nss1,(1Mbps)\_1TX(Port2)

### 2457MHz\_TX

28/07/2018

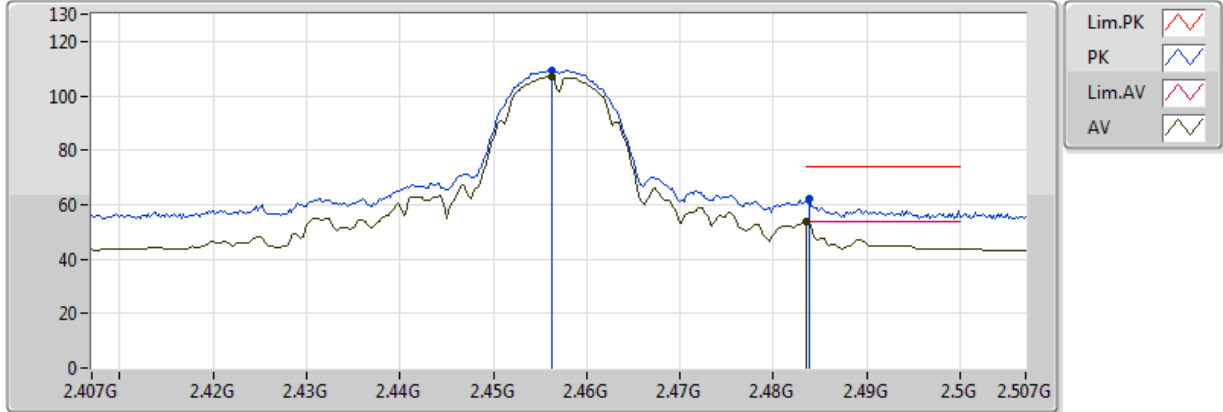


Type	Freq (Hz)	Level (dBuV/m)	Limit (dBuV/m)	Margin (dB)	Factor (dB)	Dist (m)	Condition	Azimuth (°)	Height (m)	Comments
AV	2.4562G	100.57	Inf	-Inf	31.01	3	Vertical	316	2.76	-
AV	2.483502G	46.68	54.00	-7.32	31.11	3	Vertical	316	2.76	-
PK	2.4578G	102.96	Inf	-Inf	31.02	3	Vertical	316	2.76	-
PK	2.483502G	57.38	74.00	-16.62	31.11	3	Vertical	316	2.76	-

### 802.11b\_Nss1,(1Mbps)\_1TX(Port2)

### 2457MHz\_TX

28/07/2018

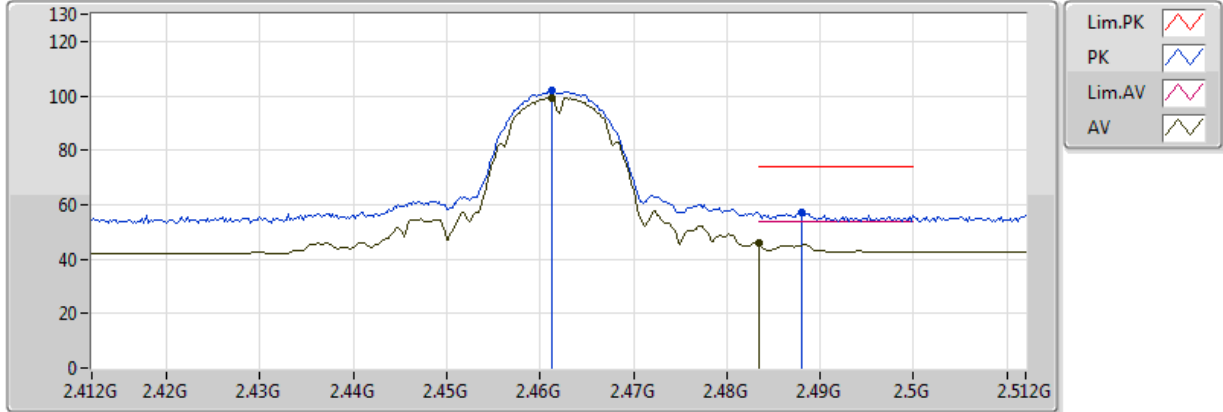


Type	Freq (Hz)	Level (dBuV/m)	Limit (dBuV/m)	Margin (dB)	Factor (dB)	Dist (m)	Condition	Azimuth (°)	Height (m)	Comments
AV	2.4562G	107.07	Inf	-Inf	31.01	3	Horizontal	136	1.38	-
AV	2.483502G	53.66	54.00	-0.34	31.11	3	Horizontal	136	1.38	-
PK	2.4562G	109.51	Inf	-Inf	31.01	3	Horizontal	136	1.38	-
PK	2.4838G	62.02	74.00	-11.98	31.11	3	Horizontal	136	1.38	-

### 802.11b\_Nss1,(1Mbps)\_1TX(Port2)

### 2462MHz\_TX

28/07/2018

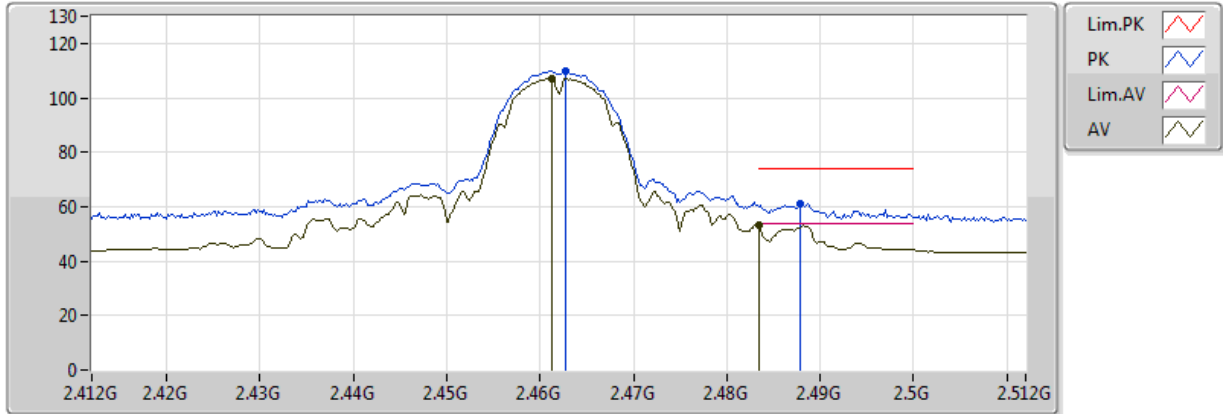


Type	Freq (Hz)	Level (dBuV/m)	Limit (dBuV/m)	Margin (dB)	Factor (dB)	Dist (m)	Condition	Azimuth (°)	Height (m)	Comments
AV	2.4612G	99.31	Inf	-Inf	31.03	3	Vertical	314	2.08	-
AV	2.483502G	45.88	54.00	-8.12	31.11	3	Vertical	314	2.08	-
PK	2.4612G	101.74	Inf	-Inf	31.03	3	Vertical	314	2.08	-
PK	2.488G	57.08	74.00	-16.92	31.13	3	Vertical	314	2.08	-

### 802.11b\_Nss1,(1Mbps)\_1TX(Port2)

### 2462MHz\_TX

28/07/2018

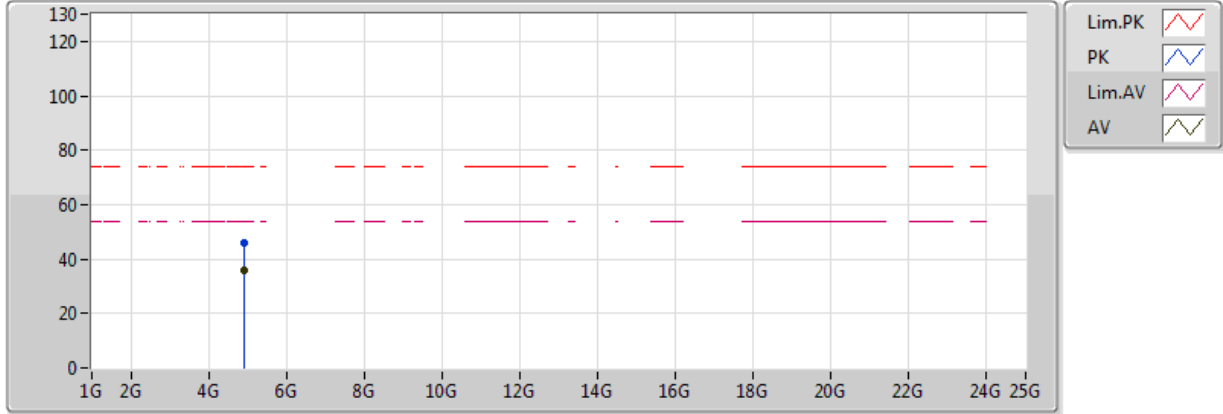


Type	Freq (Hz)	Level (dBuV/m)	Limit (dBuV/m)	Margin (dB)	Factor (dB)	Dist (m)	Condition	Azimuth (°)	Height (m)	Comments
AV	2.4612G	107.27	Inf	-Inf	31.03	3	Horizontal	136	1.00	-
AV	2.483502G	53.19	54.00	-0.81	31.11	3	Horizontal	136	1.00	-
PK	2.4628G	109.60	Inf	-Inf	31.04	3	Horizontal	136	1.00	-
PK	2.4878G	61.11	74.00	-12.89	31.13	3	Horizontal	136	1.00	-

### 802.11b\_Nss1,(1Mbps)\_1TX(Port2)

### 2462MHz\_TX

28/07/2018



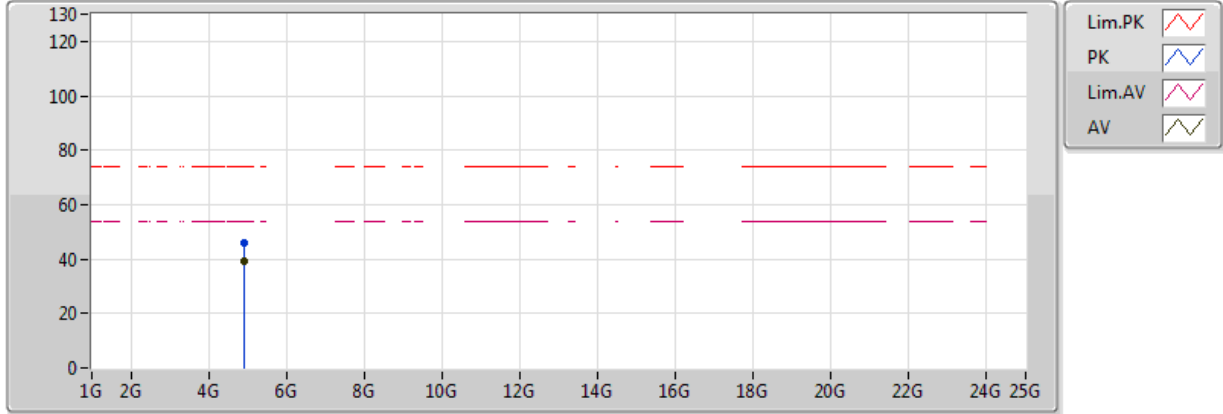
Type	Freq (Hz)	Level (dBuV/m)	Limit (dBuV/m)	Margin (dB)	Factor (dB)	Dist (m)	Condition	Azimuth (°)	Height (m)	Comments
AV	4.924G	35.92	54.00	-18.08	2.38	3	Vertical	80	1.11	-
PK	4.92388G	45.84	74.00	-28.16	2.38	3	Vertical	80	1.11	-



### 802.11b\_Nss1,(1Mbps)\_1TX(Port2)

### 2462MHz\_TX

28/07/2018

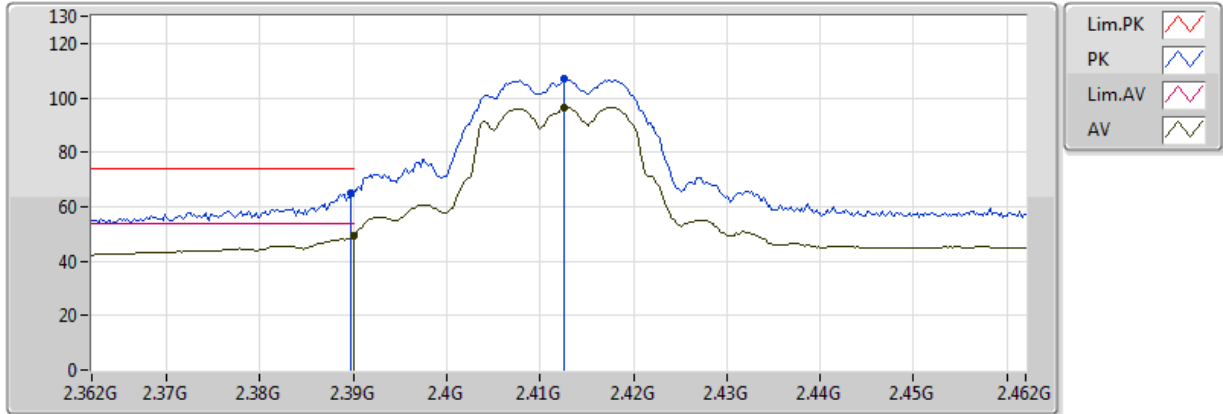


Type	Freq (Hz)	Level (dBuV/m)	Limit (dBuV/m)	Margin (dB)	Factor (dB)	Dist (m)	Condition	Azimuth (°)	Height (m)	Comments
AV	4.924G	39.36	54.00	-14.64	2.38	3	Horizontal	34	1.06	-
PK	4.92388G	46.19	74.00	-27.81	2.38	3	Horizontal	34	1.06	-

### 802.11g\_Nss1,(6Mbps)\_2TX

### 2412MHz\_TX

28/07/2018

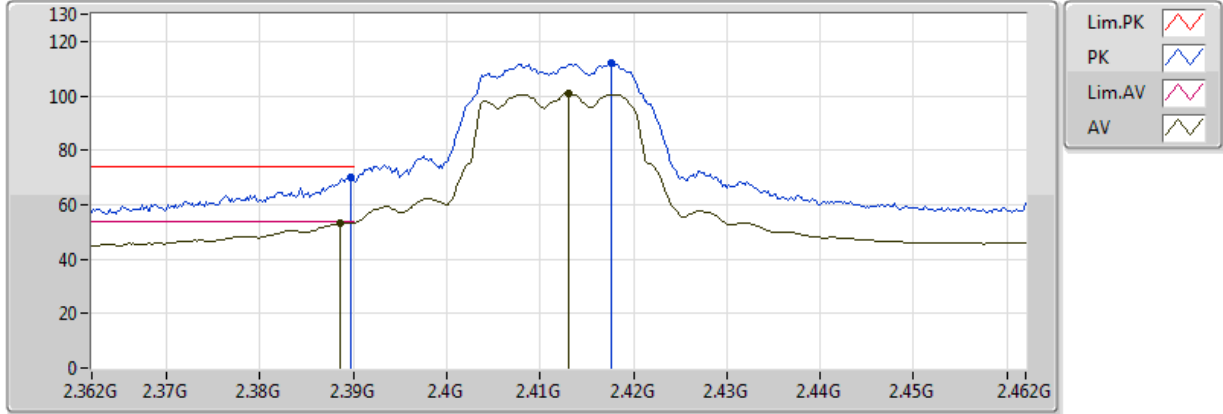


Type	Freq (Hz)	Level (dBuV/m)	Limit (dBuV/m)	Margin (dB)	Factor (dB)	Dist (m)	Condition	Azimuth (°)	Height (m)	Comments
AV	2.389998G	49.25	54.00	-4.75	30.77	3	Vertical	10	1.32	-
AV	2.4126G	96.36	Inf	-Inf	30.86	3	Vertical	10	1.32	-
PK	2.3898G	64.75	74.00	-9.25	30.77	3	Vertical	10	1.32	-
PK	2.4126G	106.77	Inf	-Inf	30.86	3	Vertical	10	1.32	-

### 802.11g\_Nss1,(6Mbps)\_2TX

### 2412MHz\_TX

28/07/2018

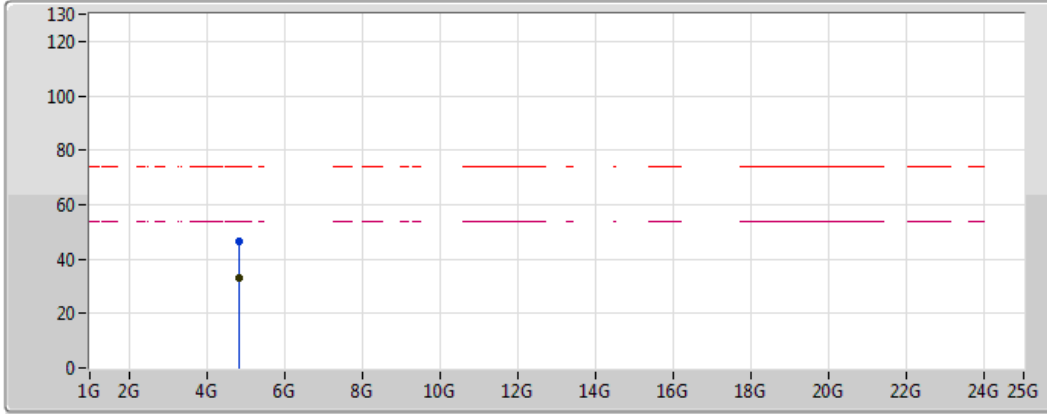


Type	Freq (Hz)	Level (dBuV/m)	Limit (dBuV/m)	Margin (dB)	Factor (dB)	Dist (m)	Condition	Azimuth (°)	Height (m)	Comments
AV	2.3886G	53.42	54.00	-0.58	30.77	3	Horizontal	136	1.01	-
AV	2.413G	100.91	Inf	-Inf	30.86	3	Horizontal	136	1.01	-
PK	2.3898G	70.01	74.00	-3.99	30.77	3	Horizontal	136	1.01	-
PK	2.4176G	111.84	Inf	-Inf	30.87	3	Horizontal	136	1.01	-

### 802.11g\_Nss1,(6Mbps)\_2TX

### 2412MHz\_TX

28/07/2018

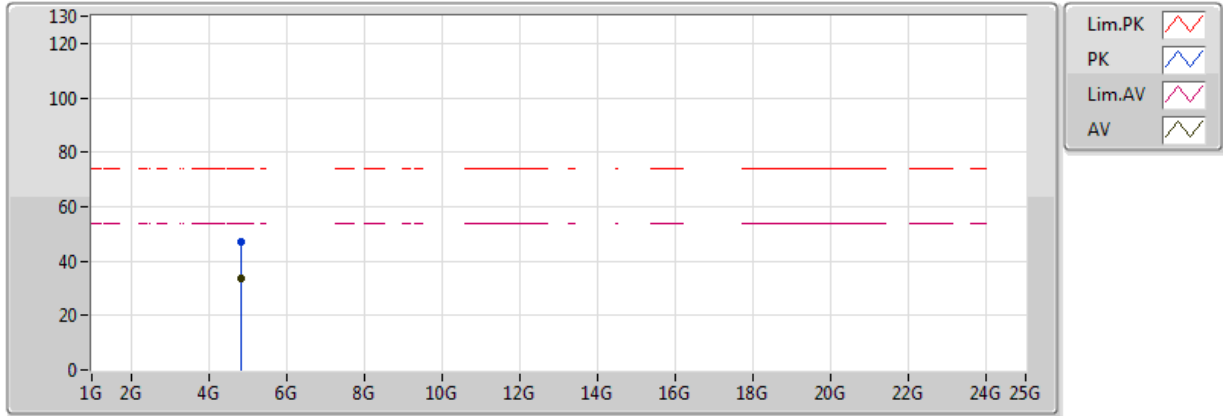


Type	Freq (Hz)	Level (dBuV/m)	Limit (dBuV/m)	Margin (dB)	Factor (dB)	Dist (m)	Condition	Azimuth (°)	Height (m)	Comments
AV	4.82568G	32.89	54.00	-21.11	2.13	3	Vertical	94	2.50	-
PK	4.82034G	46.34	74.00	-27.66	2.12	3	Vertical	94	2.50	-

### 802.11g\_Nss1,(6Mbps)\_2TX

### 2412MHz\_TX

28/07/2018

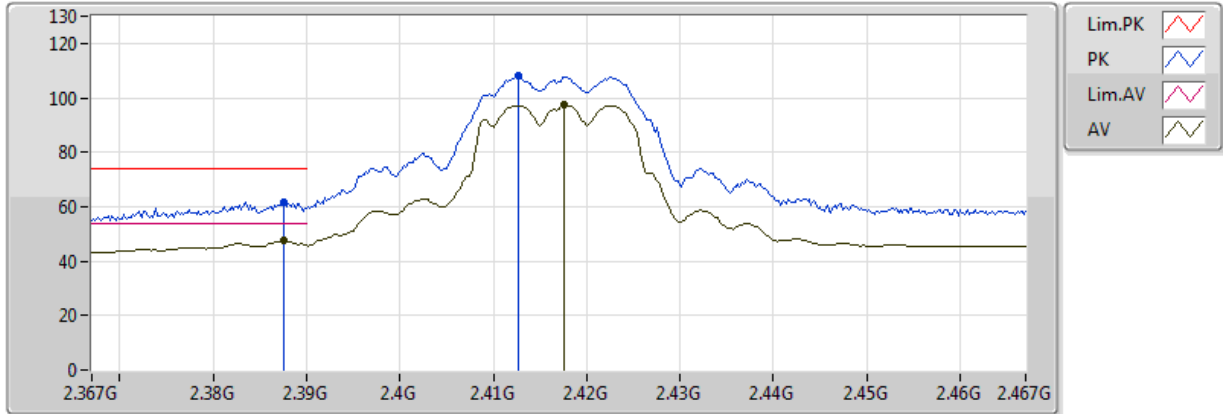


Type	Freq (Hz)	Level (dBuV/m)	Limit (dBuV/m)	Margin (dB)	Factor (dB)	Dist (m)	Condition	Azimuth (°)	Height (m)	Comments
AV	4.82346G	33.68	54.00	-20.32	2.13	3	Horizontal	325	2.98	-
PK	4.8243G	47.32	74.00	-26.68	2.13	3	Horizontal	325	2.98	-

### 802.11g\_Nss1,(6Mbps)\_2TX

### 2417MHz\_TX

28/07/2018

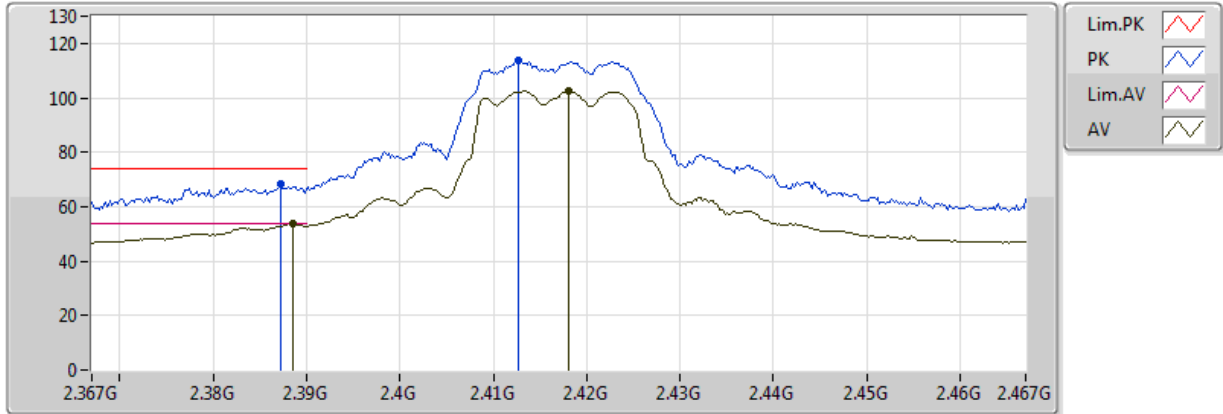


Type	Freq (Hz)	Level (dBuV/m)	Limit (dBuV/m)	Margin (dB)	Factor (dB)	Dist (m)	Condition	Azimuth (°)	Height (m)	Comments
AV	2.3876G	47.49	54.00	-6.51	30.77	3	Vertical	9	1.50	-
AV	2.4176G	97.30	Inf	-Inf	30.87	3	Vertical	9	1.50	-
PK	2.3876G	61.56	74.00	-12.44	30.77	3	Vertical	9	1.50	-
PK	2.4126G	108.04	Inf	-Inf	30.86	3	Vertical	9	1.50	-

### 802.11g\_Nss1,(6Mbps)\_2TX

### 2417MHz\_TX

28/07/2018

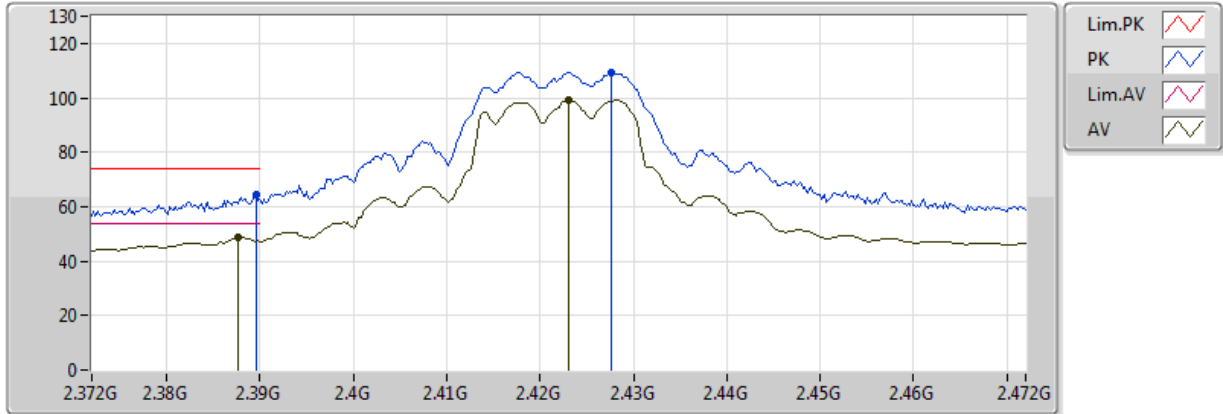


Type	Freq (Hz)	Level (dBuV/m)	Limit (dBuV/m)	Margin (dB)	Factor (dB)	Dist (m)	Condition	Azimuth (°)	Height (m)	Comments
AV	2.3886G	53.66	54.00	-0.34	30.77	3	Horizontal	133	1.01	-
AV	2.418G	102.49	Inf	-Inf	30.87	3	Horizontal	133	1.01	-
PK	2.3872G	68.42	74.00	-5.58	30.76	3	Horizontal	133	1.01	-
PK	2.4126G	113.48	Inf	-Inf	30.86	3	Horizontal	133	1.01	-

### 802.11g\_Nss1,(6Mbps)\_2TX

### 2422MHz\_TX

28/07/2018



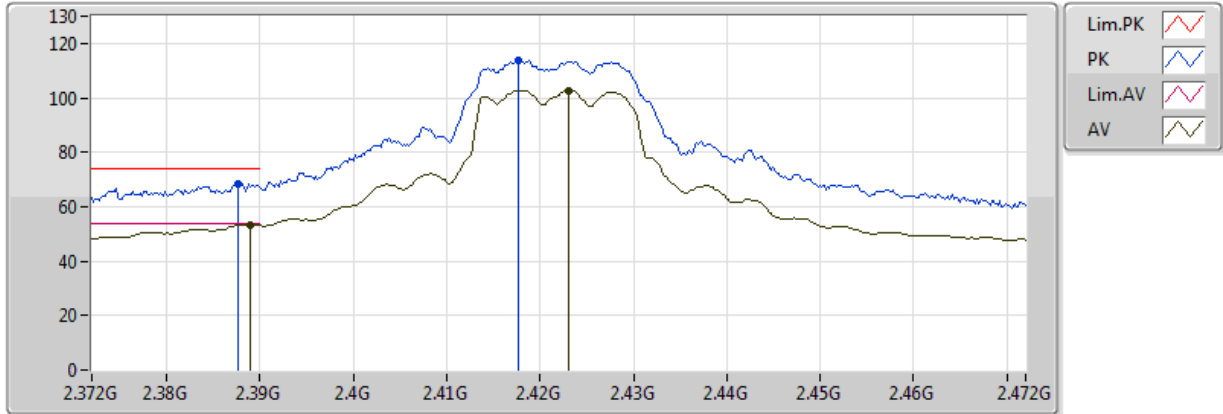
Type	Freq (Hz)	Level (dBuV/m)	Limit (dBuV/m)	Margin (dB)	Factor (dB)	Dist (m)	Condition	Azimuth (°)	Height (m)	Comments
AV	2.3876G	48.64	54.00	-5.36	30.77	3	Vertical	2	1.56	-
AV	2.423G	98.99	Inf	-Inf	30.89	3	Vertical	2	1.56	-
PK	2.3896G	64.47	74.00	-9.53	30.77	3	Vertical	2	1.56	-
PK	2.4276G	109.24	Inf	-Inf	30.91	3	Vertical	2	1.56	-



### 802.11g\_Nss1,(6Mbps)\_2TX

### 2422MHz\_TX

28/07/2018

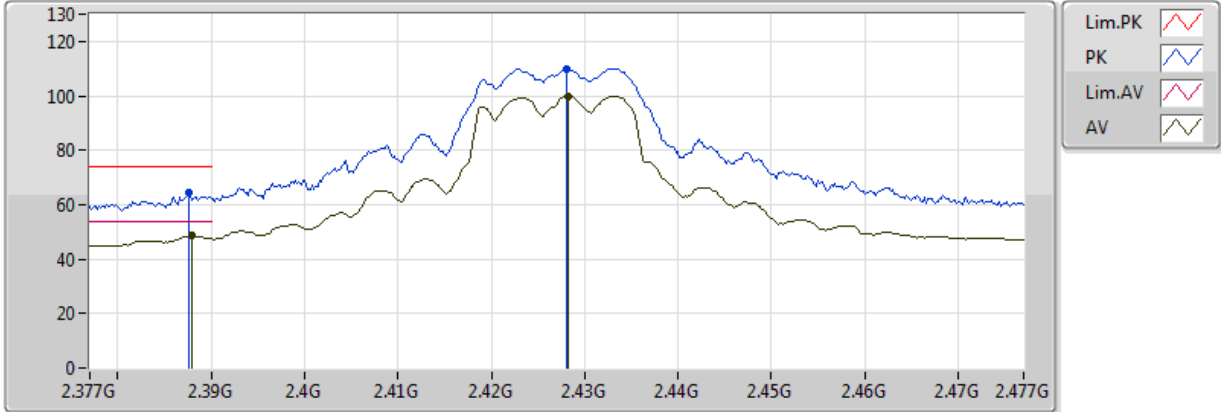


Type	Freq (Hz)	Level (dBuV/m)	Limit (dBuV/m)	Margin (dB)	Factor (dB)	Dist (m)	Condition	Azimuth (°)	Height (m)	Comments
AV	2.389G	53.50	54.00	-0.50	30.77	3	Horizontal	132	1.00	-
AV	2.423G	102.71	Inf	-Inf	30.89	3	Horizontal	132	1.00	-
PK	2.3876G	68.54	74.00	-5.46	30.77	3	Horizontal	132	1.00	-
PK	2.4176G	113.83	Inf	-Inf	30.87	3	Horizontal	132	1.00	-

### 802.11g\_Nss1,(6Mbps)\_2TX

### 2427MHz\_TX

28/07/2018

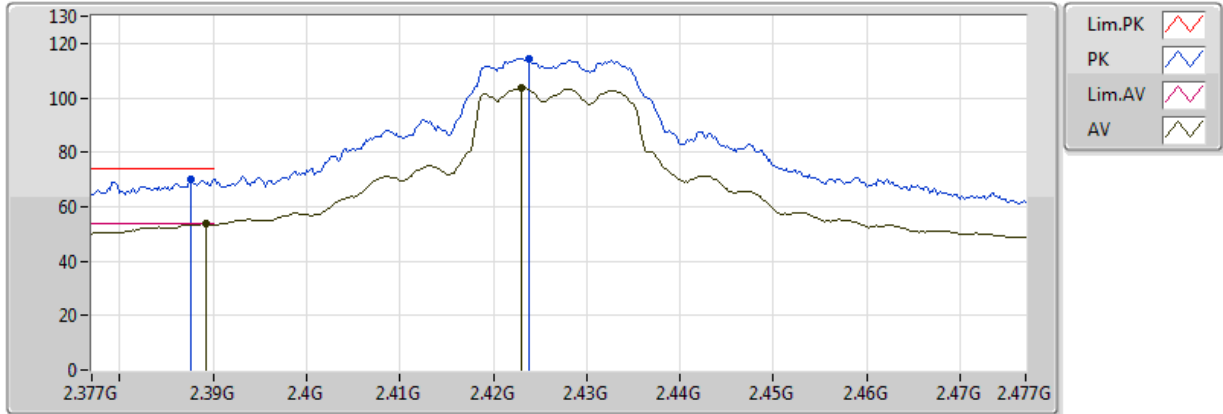


Type	Freq (Hz)	Level (dBuV/m)	Limit (dBuV/m)	Margin (dB)	Factor (dB)	Dist (m)	Condition	Azimuth (°)	Height (m)	Comments
AV	2.388G	48.51	54.00	-5.49	30.77	3	Vertical	1	1.55	-
AV	2.4282G	99.81	Inf	-Inf	30.91	3	Vertical	1	1.55	-
PK	2.3876G	64.54	74.00	-9.46	30.77	3	Vertical	1	1.55	-
PK	2.428G	109.84	Inf	-Inf	30.91	3	Vertical	1	1.55	-

### 802.11g\_Nss1,(6Mbps)\_2TX

### 2427MHz\_TX

28/07/2018

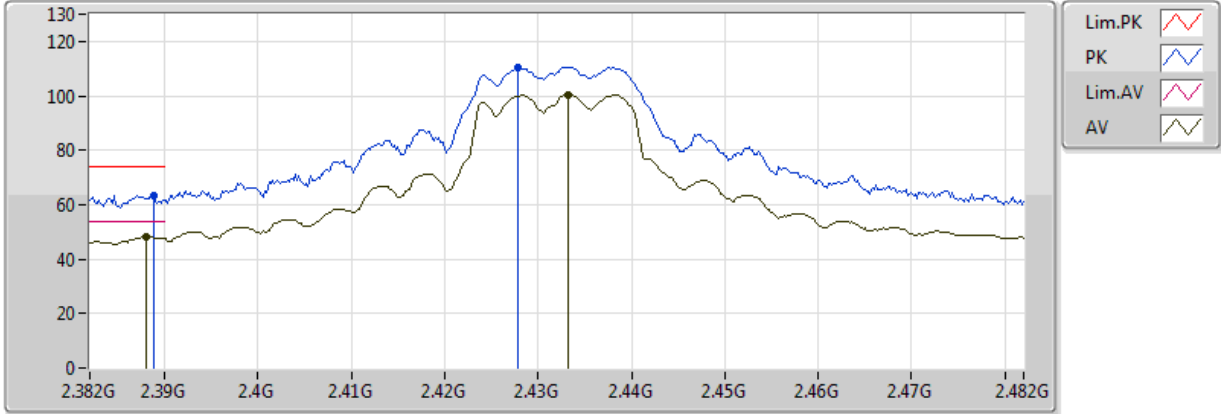


Type	Freq (Hz)	Level (dBuV/m)	Limit (dBuV/m)	Margin (dB)	Factor (dB)	Dist (m)	Condition	Azimuth (°)	Height (m)	Comments
AV	2.3892G	53.67	54.00	-0.33	30.77	3	Horizontal	134	1.01	-
AV	2.423G	103.49	Inf	-Inf	30.89	3	Horizontal	134	1.01	-
PK	2.3876G	70.22	74.00	-3.78	30.77	3	Horizontal	134	1.01	-
PK	2.4238G	114.48	Inf	-Inf	30.90	3	Horizontal	134	1.01	-

### 802.11g\_Nss1,(6Mbps)\_2TX

### 2432MHz\_TX

28/07/2018

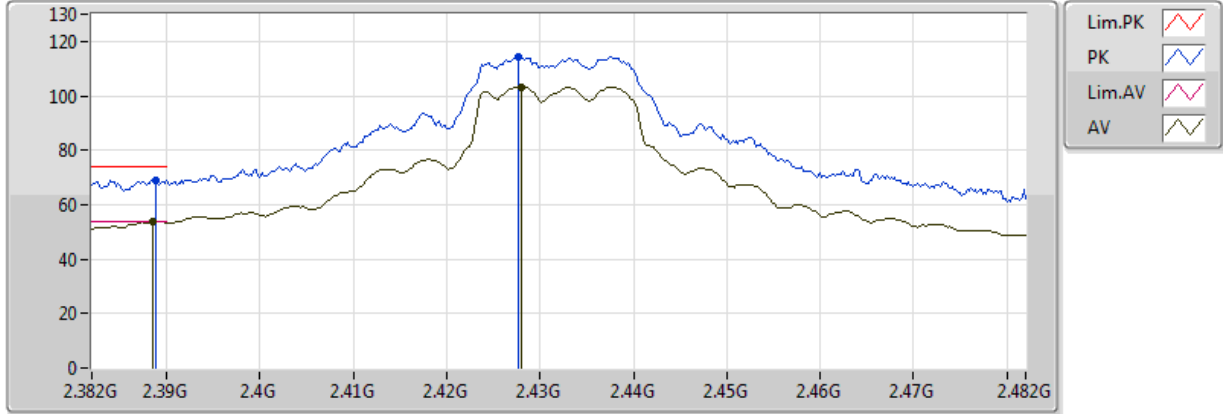


Type	Freq (Hz)	Level (dBuV/m)	Limit (dBuV/m)	Margin (dB)	Factor (dB)	Dist (m)	Condition	Azimuth (°)	Height (m)	Comments
AV	2.3888G	48.43	54.00	-5.57	30.77	3	Vertical	1	1.55	-
AV	2.4332G	100.49	Inf	-Inf	30.93	3	Vertical	1	1.55	-
PK	2.3888G	63.52	74.00	-10.48	30.77	3	Vertical	1	1.55	-
PK	2.4278G	110.59	Inf	-Inf	30.91	3	Vertical	1	1.55	-

### 802.11g\_Nss1,(6Mbps)\_2TX

### 2432MHz\_TX

28/07/2018

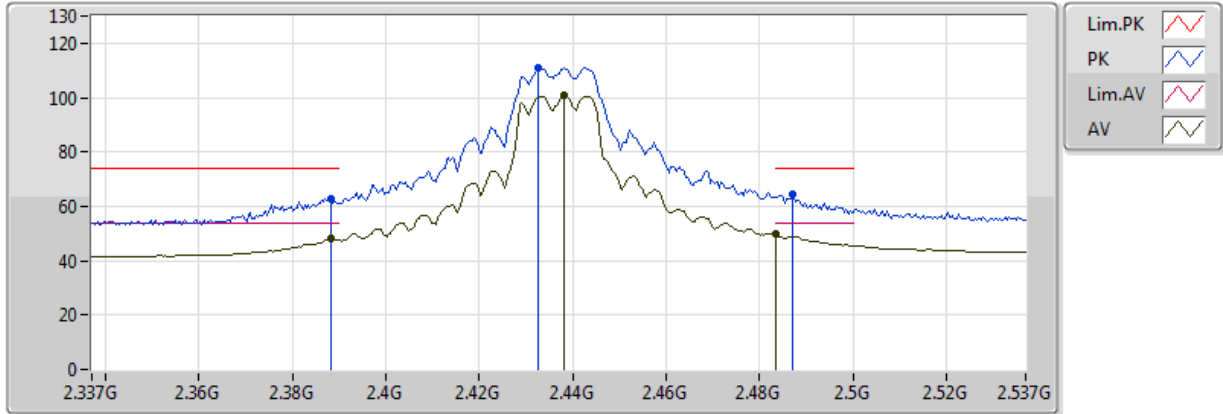


Type	Freq (Hz)	Level (dBuV/m)	Limit (dBuV/m)	Margin (dB)	Factor (dB)	Dist (m)	Condition	Azimuth (°)	Height (m)	Comments
AV	2.3886G	53.71	54.00	-0.29	30.77	3	Horizontal	135	1.01	-
AV	2.428G	103.23	Inf	-Inf	30.91	3	Horizontal	135	1.01	-
PK	2.3888G	69.14	74.00	-4.86	30.77	3	Horizontal	135	1.01	-
PK	2.4276G	114.26	Inf	-Inf	30.91	3	Horizontal	135	1.01	-

### 802.11g\_Nss1,(6Mbps)\_2TX

### 2437MHz\_TX

28/07/2018

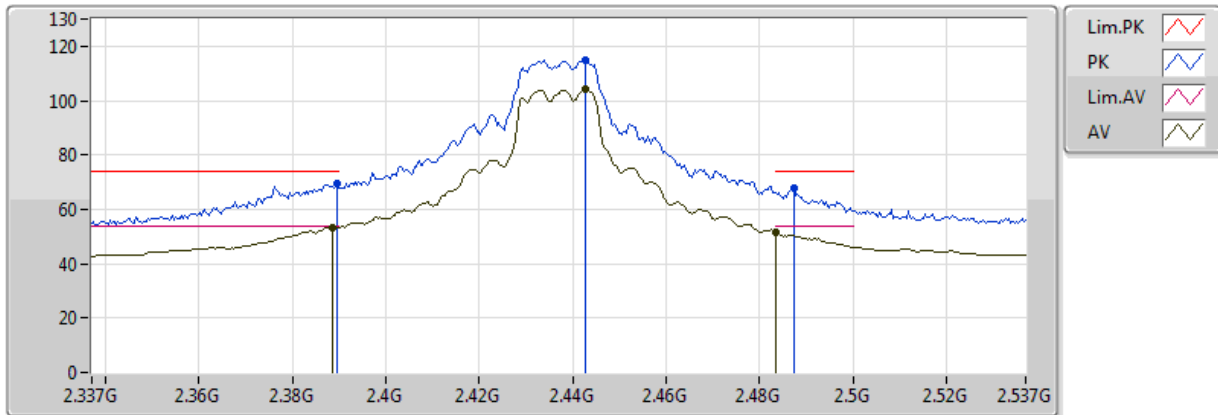


Type	Freq (Hz)	Level (dBuV/m)	Limit (dBuV/m)	Margin (dB)	Factor (dB)	Dist (m)	Condition	Azimuth (°)	Height (m)	Comments
AV	2.3882G	48.16	54.00	-5.84	30.77	3	Vertical	1	1.55	-
AV	2.4382G	100.68	Inf	-Inf	30.95	3	Vertical	1	1.55	-
AV	2.483502G	49.73	54.00	-4.27	31.11	3	Vertical	1	1.55	-
PK	2.3882G	62.96	74.00	-11.04	30.77	3	Vertical	1	1.55	-
PK	2.4326G	110.91	Inf	-Inf	30.93	3	Vertical	1	1.55	-
PK	2.487G	64.32	74.00	-9.68	31.12	3	Vertical	1	1.55	-

### 802.11g\_Nss1,(6Mbps)\_2TX

### 2437MHz\_TX

28/07/2018

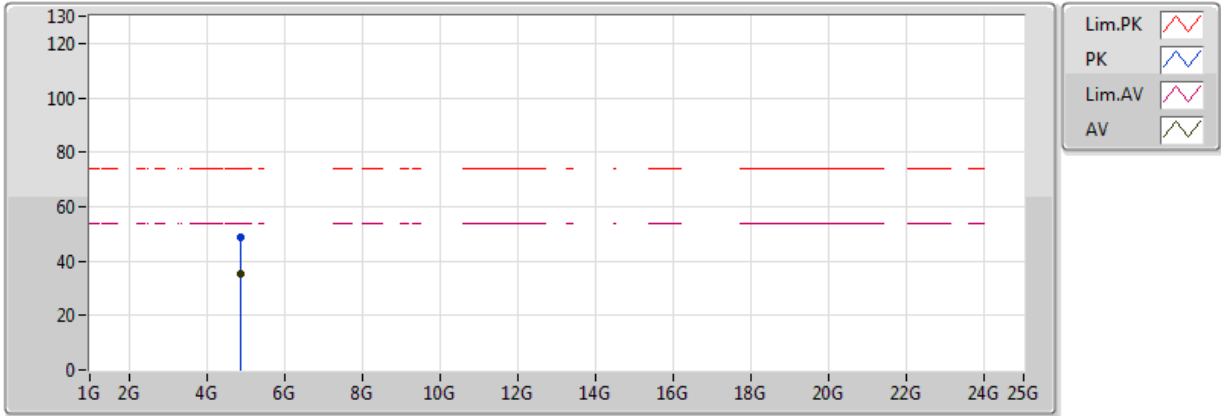


Type	Freq (Hz)	Level (dBuV/m)	Limit (dBuV/m)	Margin (dB)	Factor (dB)	Dist (m)	Condition	Azimuth (°)	Height (m)	Comments
AV	2.3886G	53.51	54.00	-0.49	30.77	3	Horizontal	138	1.00	-
AV	2.4426G	103.96	Inf	-Inf	30.96	3	Horizontal	138	1.00	-
AV	2.483502G	51.81	54.00	-2.19	31.11	3	Horizontal	138	1.00	-
PK	2.3894G	69.38	74.00	-4.62	30.77	3	Horizontal	138	1.00	-
PK	2.4426G	115.14	Inf	-Inf	30.96	3	Horizontal	138	1.00	-
PK	2.4874G	67.90	74.00	-6.10	31.12	3	Horizontal	138	1.00	-

### 802.11g\_Nss1,(6Mbps)\_2TX

### 2437MHz\_TX

28/07/2018



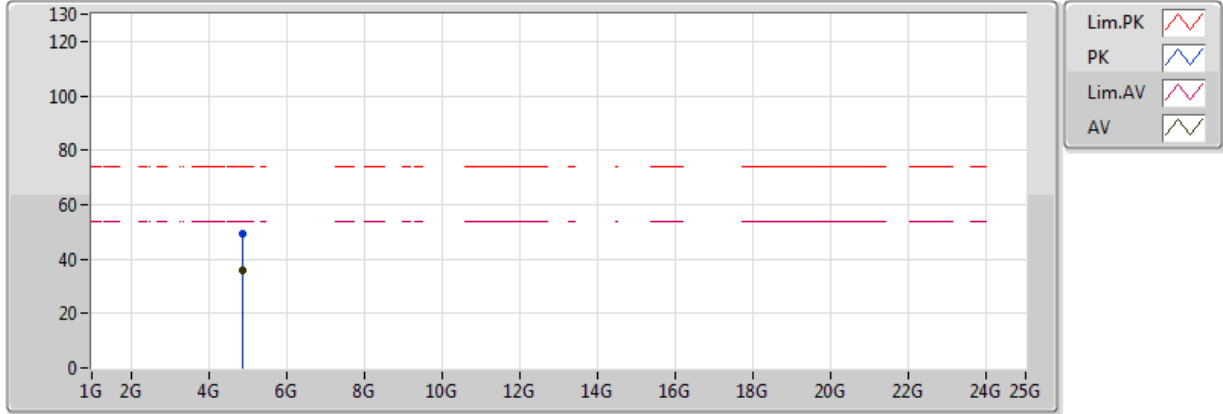
Type	Freq (Hz)	Level (dBuV/m)	Limit (dBuV/m)	Margin (dB)	Factor (dB)	Dist (m)	Condition	Azimuth (°)	Height (m)	Comments
AV	4.87586G	35.18	54.00	-18.82	2.26	3	Vertical	263	1.01	-
PK	4.87454G	48.82	74.00	-25.18	2.26	3	Vertical	263	1.01	-



### 802.11g\_Nss1,(6Mbps)\_2TX

### 2437MHz\_TX

28/07/2018

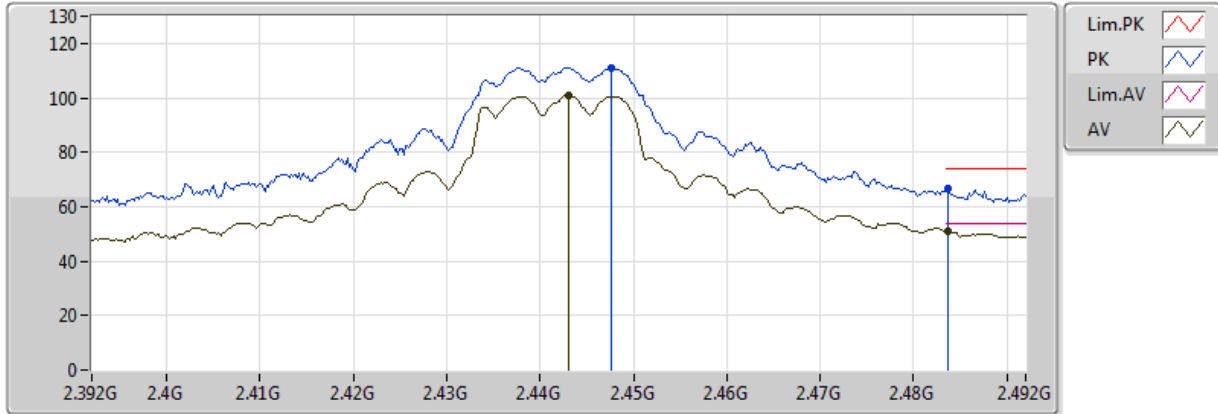


Type	Freq (Hz)	Level (dBuV/m)	Limit (dBuV/m)	Margin (dB)	Factor (dB)	Dist (m)	Condition	Azimuth (°)	Height (m)	Comments
AV	4.87586G	35.96	54.00	-18.04	2.26	3	Horizontal	334	2.84	-
PK	4.86686G	49.26	74.00	-24.74	2.24	3	Horizontal	334	2.84	-

### 802.11g\_Nss1,(6Mbps)\_2TX

### 2442MHz\_TX

28/07/2018

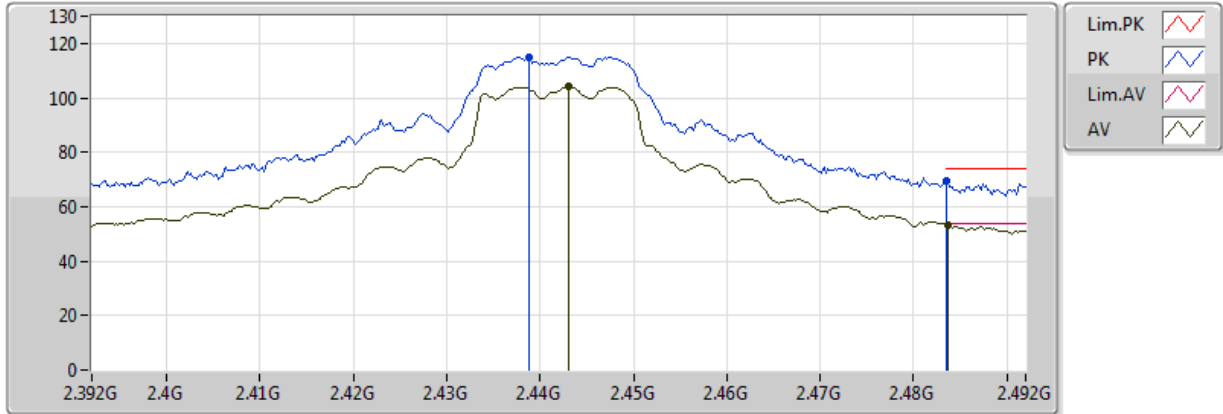


Type	Freq (Hz)	Level (dBuV/m)	Limit (dBuV/m)	Margin (dB)	Factor (dB)	Dist (m)	Condition	Azimuth (°)	Height (m)	Comments
AV	2.443G	100.90	Inf	-Inf	30.96	3	Vertical	353	2.01	-
AV	2.4836G	51.20	54.00	-2.80	31.11	3	Vertical	353	2.01	-
PK	2.4476G	111.14	Inf	-Inf	30.98	3	Vertical	353	2.01	-
PK	2.4836G	66.65	74.00	-7.35	31.11	3	Vertical	353	2.01	-

### 802.11g\_Nss1,(6Mbps)\_2TX

### 2442MHz\_TX

28/07/2018

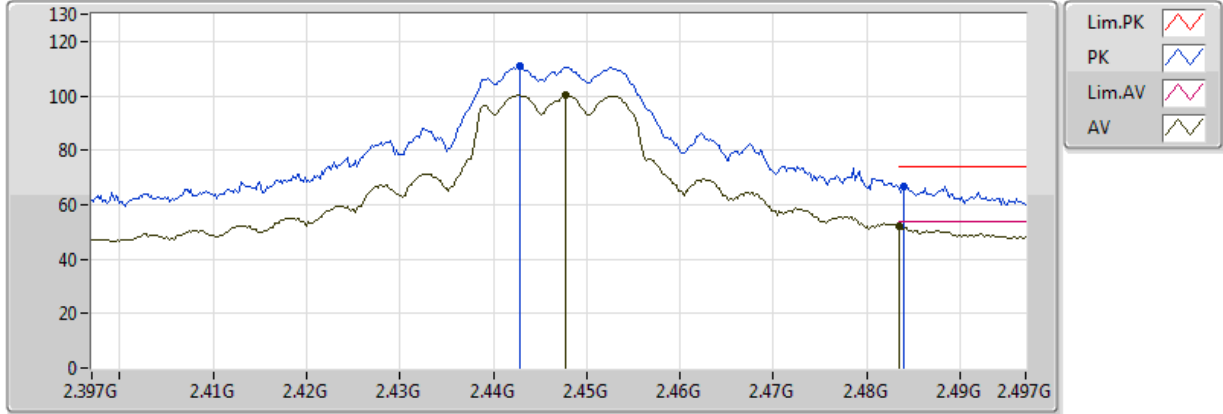


Type	Freq (Hz)	Level (dBuV/m)	Limit (dBuV/m)	Margin (dB)	Factor (dB)	Dist (m)	Condition	Azimuth (°)	Height (m)	Comments
AV	2.443G	104.14	Inf	-Inf	30.96	3	Horizontal	134	1.00	-
AV	2.4836G	53.06	54.00	-0.94	31.11	3	Horizontal	134	1.00	-
PK	2.4388G	114.95	Inf	-Inf	30.95	3	Horizontal	134	1.00	-
PK	2.483502G	69.40	74.00	-4.60	31.11	3	Horizontal	134	1.00	-

### 802.11g\_Nss1,(6Mbps)\_2TX

### 2447MHz\_TX

28/07/2018

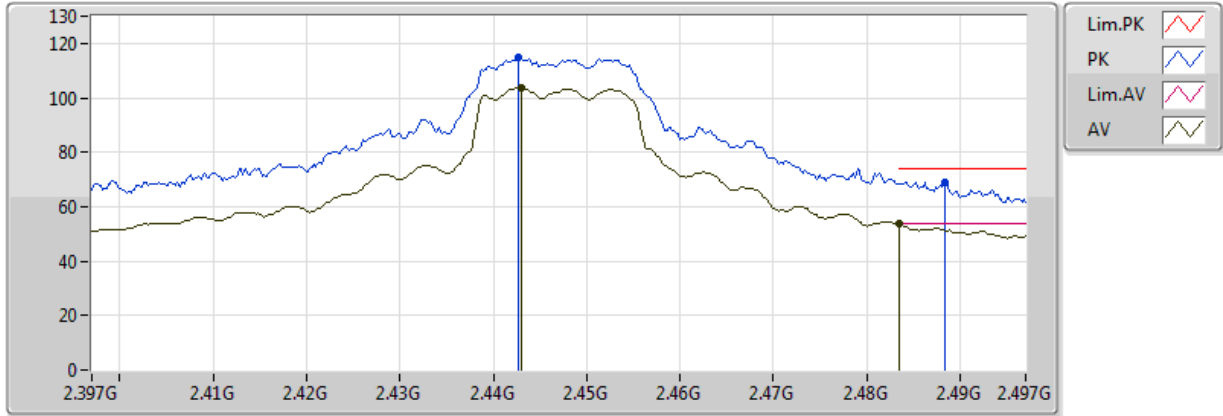


Type	Freq (Hz)	Level (dBuV/m)	Limit (dBuV/m)	Margin (dB)	Factor (dB)	Dist (m)	Condition	Azimuth (°)	Height (m)	Comments
AV	2.4478G	100.08	Inf	-Inf	30.98	3	Vertical	359	2.01	-
AV	2.483502G	52.36	54.00	-1.64	31.11	3	Vertical	359	2.01	-
PK	2.4428G	110.99	Inf	-Inf	30.96	3	Vertical	359	2.01	-
PK	2.484G	66.89	74.00	-7.11	31.12	3	Vertical	359	2.01	-

### 802.11g\_Nss1,(6Mbps)\_2TX

### 2447MHz\_TX

28/07/2018

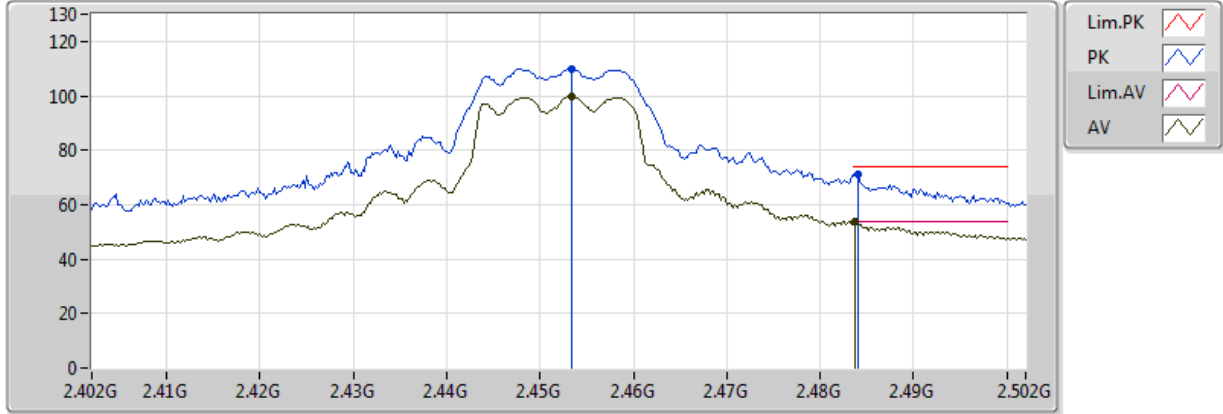


Type	Freq (Hz)	Level (dBuV/m)	Limit (dBuV/m)	Margin (dB)	Factor (dB)	Dist (m)	Condition	Azimuth (°)	Height (m)	Comments
AV	2.443G	103.46	Inf	-Inf	30.96	3	Horizontal	136	1.02	-
AV	2.483502G	53.61	54.00	-0.39	31.11	3	Horizontal	136	1.02	-
PK	2.4426G	114.89	Inf	-Inf	30.96	3	Horizontal	136	1.02	-
PK	2.4884G	68.93	74.00	-5.07	31.13	3	Horizontal	136	1.02	-

### 802.11g\_Nss1,(6Mbps)\_2TX

### 2452MHz\_TX

28/07/2018

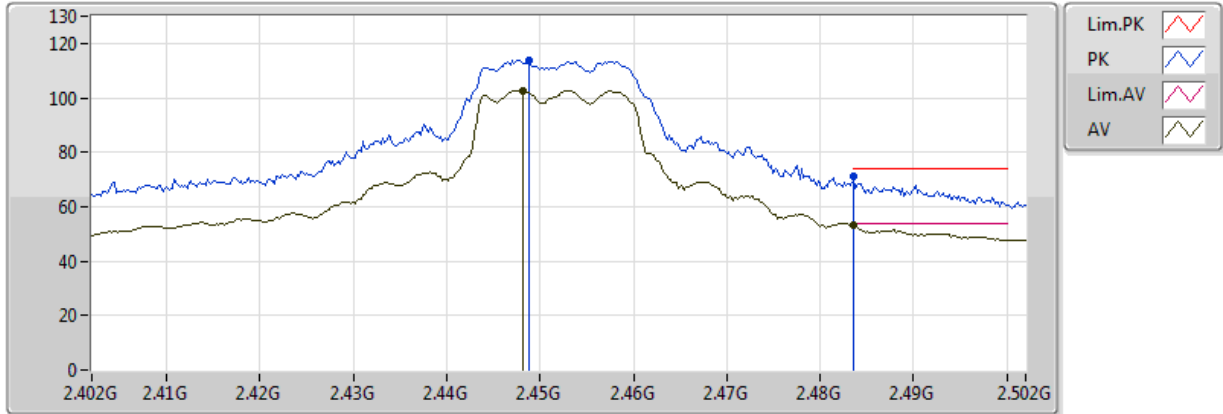


Type	Freq (Hz)	Level (dBuV/m)	Limit (dBuV/m)	Margin (dB)	Factor (dB)	Dist (m)	Condition	Azimuth (°)	Height (m)	Comments
AV	2.4534G	99.87	Inf	-Inf	31.00	3	Vertical	1	1.49	-
AV	2.4838G	53.65	54.00	-0.35	31.11	3	Vertical	1	1.49	-
PK	2.4534G	109.92	Inf	-Inf	31.00	3	Vertical	1	1.49	-
PK	2.484G	71.37	74.00	-2.63	31.12	3	Vertical	1	1.49	-

### 802.11g\_Nss1,(6Mbps)\_2TX

### 2452MHz\_TX

28/07/2018

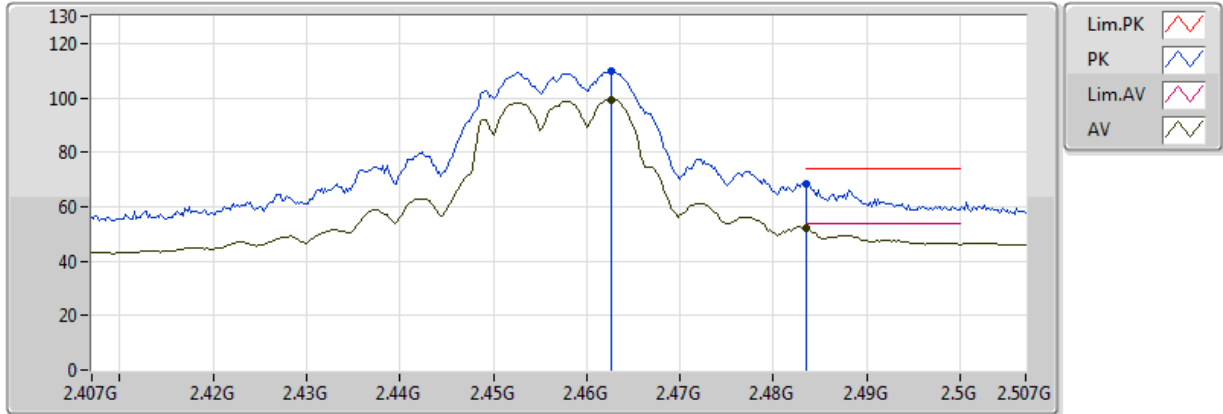


Type	Freq (Hz)	Level (dBuV/m)	Limit (dBuV/m)	Margin (dB)	Factor (dB)	Dist (m)	Condition	Azimuth (°)	Height (m)	Comments
AV	2.4482G	102.63	Inf	-Inf	30.98	3	Horizontal	140	1.01	-
AV	2.483502G	53.15	54.00	-0.85	31.11	3	Horizontal	140	1.01	-
PK	2.4488G	113.77	Inf	-Inf	30.99	3	Horizontal	140	1.01	-
PK	2.4836G	70.92	74.00	-3.08	31.11	3	Horizontal	140	1.01	-

### 802.11g\_Nss1,(6Mbps)\_2TX

### 2457MHz\_TX

28/07/2018



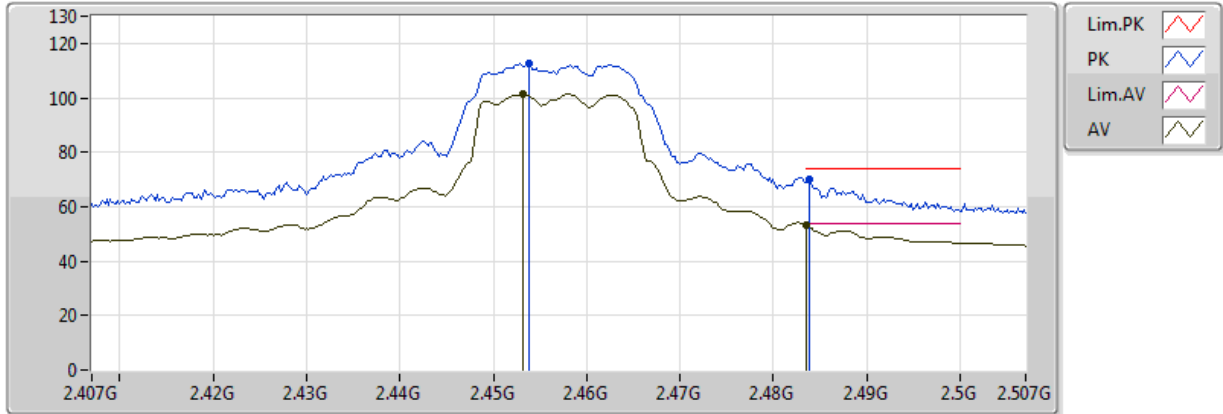
Type	Freq (Hz)	Level (dBuV/m)	Limit (dBuV/m)	Margin (dB)	Factor (dB)	Dist (m)	Condition	Azimuth (°)	Height (m)	Comments
AV	2.4626G	99.37	Inf	-Inf	31.04	3	Vertical	1	2.51	-
AV	2.483502G	52.16	54.00	-1.84	31.11	3	Vertical	1	2.51	-
PK	2.4626G	109.90	Inf	-Inf	31.04	3	Vertical	1	2.51	-
PK	2.483502G	68.64	74.00	-5.36	31.11	3	Vertical	1	2.51	-



### 802.11g\_Nss1,(6Mbps)\_2TX

### 2457MHz\_TX

28/07/2018

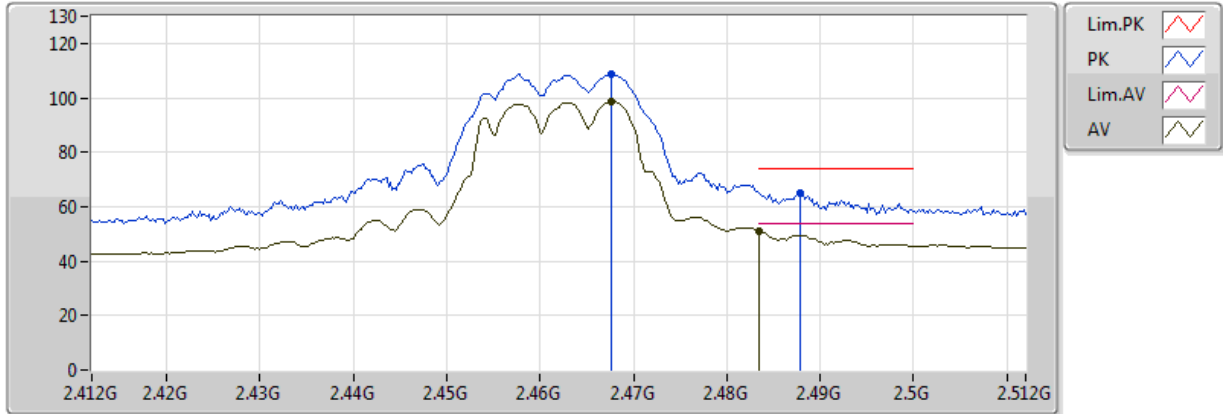


Type	Freq (Hz)	Level (dBuV/m)	Limit (dBuV/m)	Margin (dB)	Factor (dB)	Dist (m)	Condition	Azimuth (°)	Height (m)	Comments
AV	2.4532G	101.29	Inf	-Inf	31.00	3	Horizontal	142	1.22	-
AV	2.483502G	53.49	54.00	-0.51	31.11	3	Horizontal	142	1.22	-
PK	2.4538G	112.53	Inf	-Inf	31.00	3	Horizontal	142	1.22	-
PK	2.4838G	70.00	74.00	-4.00	31.11	3	Horizontal	142	1.22	-

### 802.11g\_Nss1,(6Mbps)\_2TX

### 2462MHz\_TX

28/07/2018

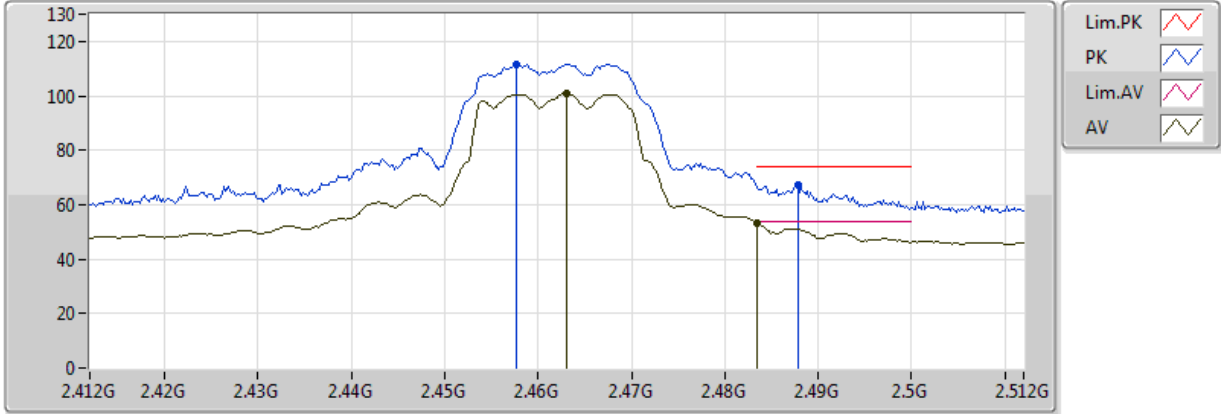


Type	Freq (Hz)	Level (dBuV/m)	Limit (dBuV/m)	Margin (dB)	Factor (dB)	Dist (m)	Condition	Azimuth (°)	Height (m)	Comments
AV	2.4676G	98.49	Inf	-Inf	31.05	3	Vertical	355	2.50	-
AV	2.483502G	50.97	54.00	-3.03	31.11	3	Vertical	355	2.50	-
PK	2.4676G	108.96	Inf	-Inf	31.05	3	Vertical	355	2.50	-
PK	2.4878G	65.05	74.00	-8.95	31.13	3	Vertical	355	2.50	-

### 802.11g\_Nss1,(6Mbps)\_2TX

### 2462MHz\_TX

28/07/2018

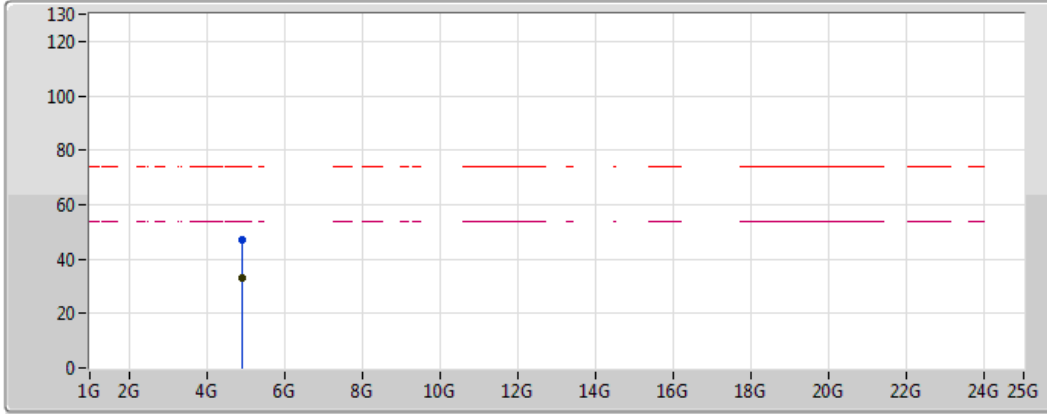


Type	Freq (Hz)	Level (dBuV/m)	Limit (dBuV/m)	Margin (dB)	Factor (dB)	Dist (m)	Condition	Azimuth (°)	Height (m)	Comments
AV	2.463G	100.96	Inf	-Inf	31.04	3	Horizontal	137	1.00	-
AV	2.483502G	53.36	54.00	-0.64	31.11	3	Horizontal	137	1.00	-
PK	2.4576G	111.77	Inf	-Inf	31.02	3	Horizontal	137	1.00	-
PK	2.4878G	67.31	74.00	-6.69	31.13	3	Horizontal	137	1.00	-

### 802.11g\_Nss1,(6Mbps)\_2TX

### 2462MHz\_TX

28/07/2018

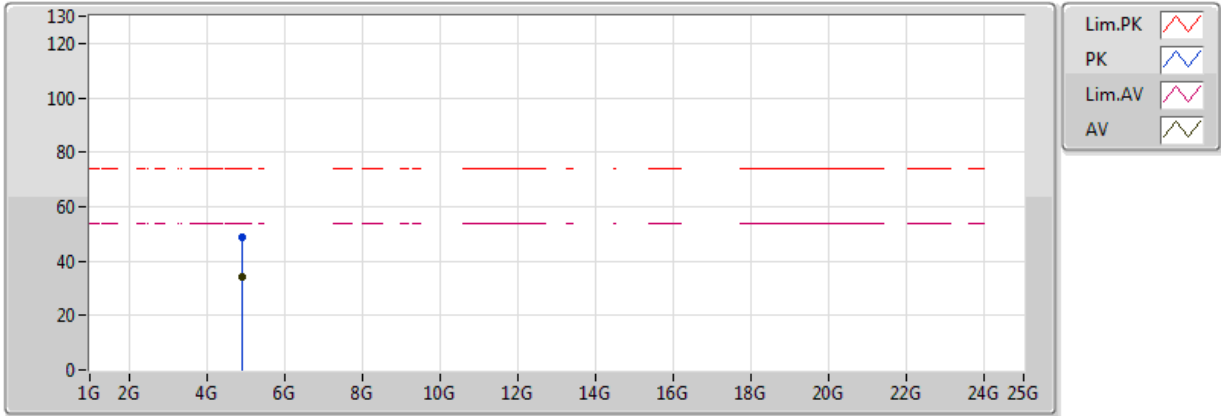


Type	Freq (Hz)	Level (dBuV/m)	Limit (dBuV/m)	Margin (dB)	Factor (dB)	Dist (m)	Condition	Azimuth (°)	Height (m)	Comments
AV	4.9249G	33.16	54.00	-20.84	2.38	3	Vertical	90	2.43	-
PK	4.92052G	46.86	74.00	-27.14	2.37	3	Vertical	90	2.43	-

### 802.11g\_Nss1,(6Mbps)\_2TX

### 2462MHz\_TX

28/07/2018

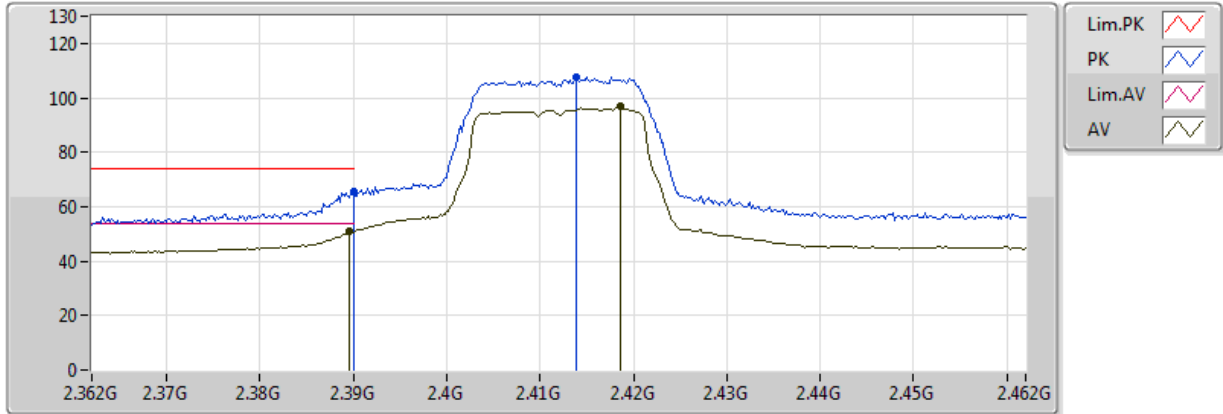


Type	Freq (Hz)	Level (dBuV/m)	Limit (dBuV/m)	Margin (dB)	Factor (dB)	Dist (m)	Condition	Azimuth (°)	Height (m)	Comments
AV	4.92352G	34.46	54.00	-19.54	2.38	3	Horizontal	330	2.61	-
PK	4.9228G	48.53	74.00	-25.47	2.38	3	Horizontal	330	2.61	-

### 802.11ac VHT20\_Nss1,(MCS0)\_2TX

### 2412MHz\_TX

28/07/2018

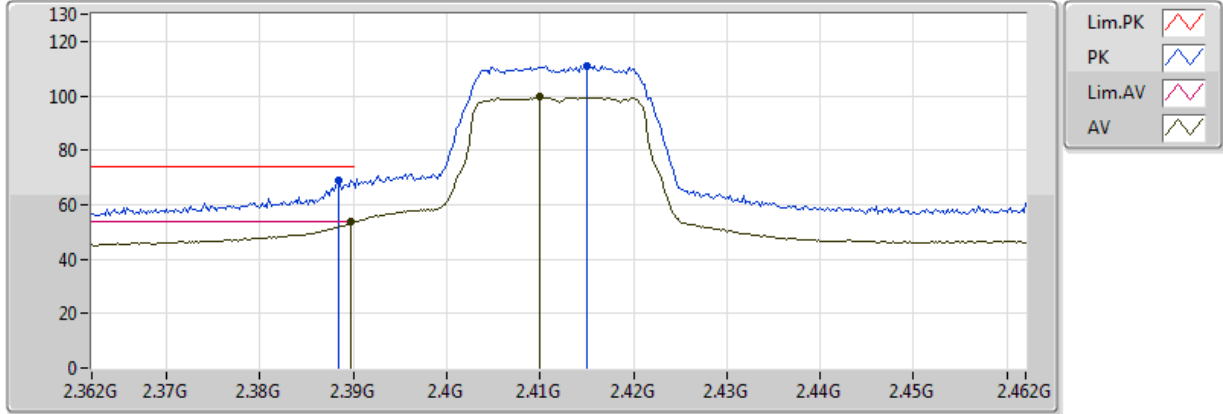


Type	Freq (Hz)	Level (dBuV/m)	Limit (dBuV/m)	Margin (dB)	Factor (dB)	Dist (m)	Condition	Azimuth (°)	Height (m)	Comments
AV	2.3896G	50.83	54.00	-3.17	30.77	3	Vertical	209	2.55	-
AV	2.4186G	96.69	Inf	-Inf	30.88	3	Vertical	209	2.55	-
PK	2.389998G	65.32	74.00	-8.68	30.77	3	Vertical	209	2.55	-
PK	2.4138G	107.53	Inf	-Inf	30.86	3	Vertical	209	2.55	-

### 802.11ac VHT20\_Nss1,(MCS0)\_2TX

### 2412MHz\_TX

28/07/2018

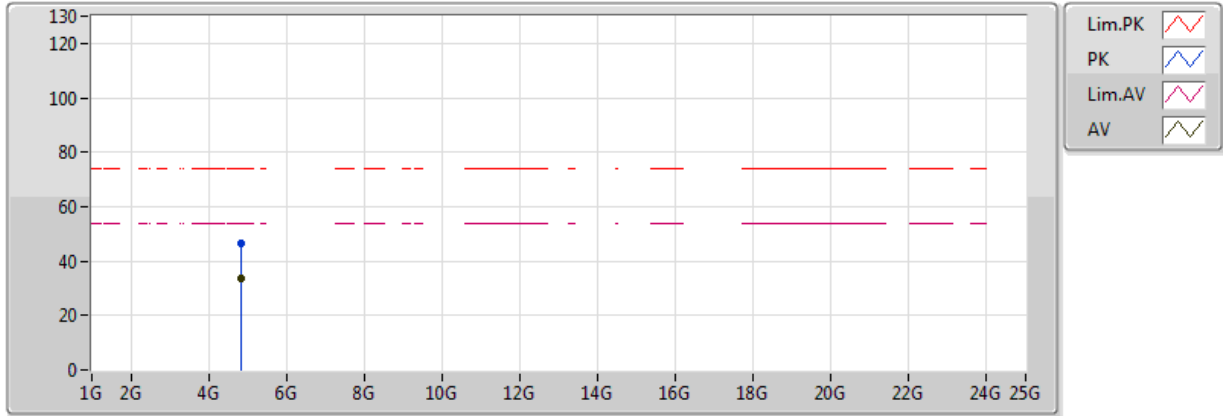


Type	Freq (Hz)	Level (dBuV/m)	Limit (dBuV/m)	Margin (dB)	Factor (dB)	Dist (m)	Condition	Azimuth (°)	Height (m)	Comments
AV	2.3898G	53.67	54.00	-0.33	30.77	3	Horizontal	133	1.01	-
AV	2.41G	99.92	Inf	-Inf	30.85	3	Horizontal	133	1.01	-
PK	2.3884G	69.09	74.00	-4.91	30.77	3	Horizontal	133	1.01	-
PK	2.415G	111.20	Inf	-Inf	30.86	3	Horizontal	133	1.01	-

### 802.11ac VHT20\_Nss1,(MCS0)\_2TX

### 2412MHz\_TX

28/07/2018



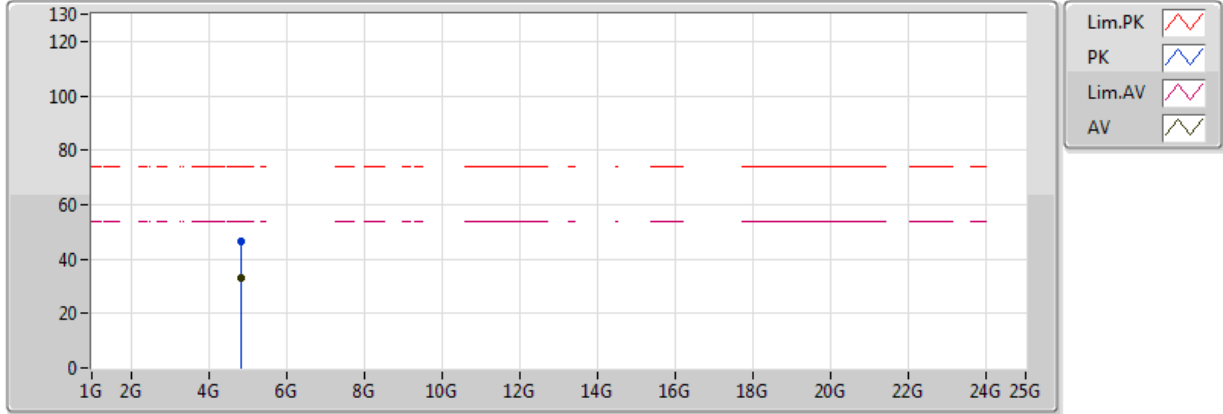
Type	Freq (Hz)	Level (dBuV/m)	Limit (dBuV/m)	Margin (dB)	Factor (dB)	Dist (m)	Condition	Azimuth (°)	Height (m)	Comments
AV	4.82496G	33.67	54.00	-20.33	2.13	3	Vertical	265	1.03	-
PK	4.8204G	46.57	74.00	-27.43	2.12	3	Vertical	265	1.03	-



### 802.11ac VHT20\_Nss1,(MCS0)\_2TX

### 2412MHz\_TX

28/07/2018

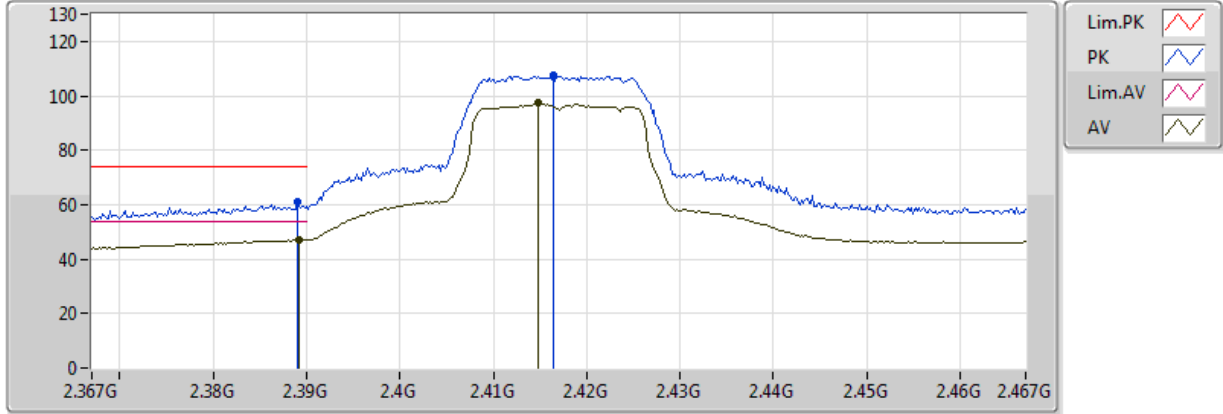


Type	Freq (Hz)	Level (dBuV/m)	Limit (dBuV/m)	Margin (dB)	Factor (dB)	Dist (m)	Condition	Azimuth (°)	Height (m)	Comments
AV	4.83G	33.31	54.00	-20.69	2.15	3	Horizontal	332	2.51	-
PK	4.83294G	46.57	74.00	-27.43	2.15	3	Horizontal	332	2.51	-

### 802.11ac VHT20\_Nss1,(MCS0)\_2TX

### 2417MHz\_TX

28/07/2018

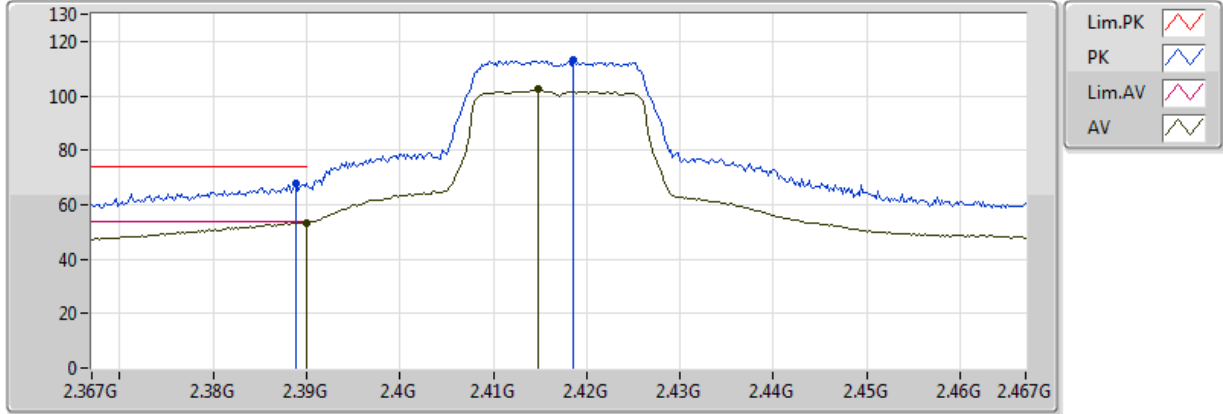


Type	Freq (Hz)	Level (dBuV/m)	Limit (dBuV/m)	Margin (dB)	Factor (dB)	Dist (m)	Condition	Azimuth (°)	Height (m)	Comments
AV	2.3892G	47.14	54.00	-6.86	30.77	3	Vertical	16	1.50	-
AV	2.4148G	97.68	Inf	-Inf	30.86	3	Vertical	16	1.50	-
PK	2.389G	60.81	74.00	-13.19	30.77	3	Vertical	16	1.50	-
PK	2.4164G	107.50	Inf	-Inf	30.87	3	Vertical	16	1.50	-

### 802.11ac VHT20\_Nss1,(MCS0)\_2TX

### 2417MHz\_TX

28/07/2018

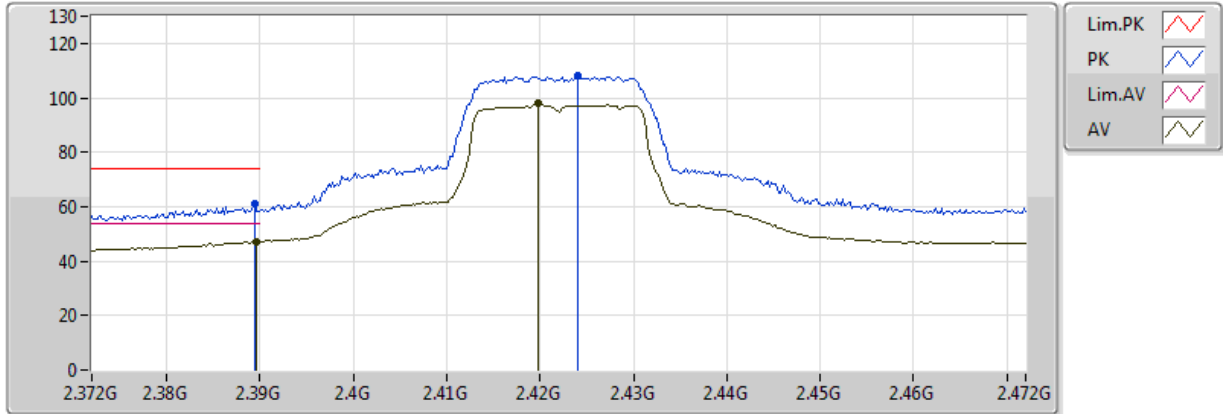


Type	Freq (Hz)	Level (dBuV/m)	Limit (dBuV/m)	Margin (dB)	Factor (dB)	Dist (m)	Condition	Azimuth (°)	Height (m)	Comments
AV	2.389998G	53.51	54.00	-0.49	30.77	3	Horizontal	138	1.00	-
AV	2.4148G	102.31	Inf	-Inf	30.86	3	Horizontal	138	1.00	-
PK	2.3888G	68.02	74.00	-5.98	30.77	3	Horizontal	138	1.00	-
PK	2.4186G	112.94	Inf	-Inf	30.88	3	Horizontal	138	1.00	-

### 802.11ac VHT20\_Nss1,(MCS0)\_2TX

### 2422MHz\_TX

28/07/2018

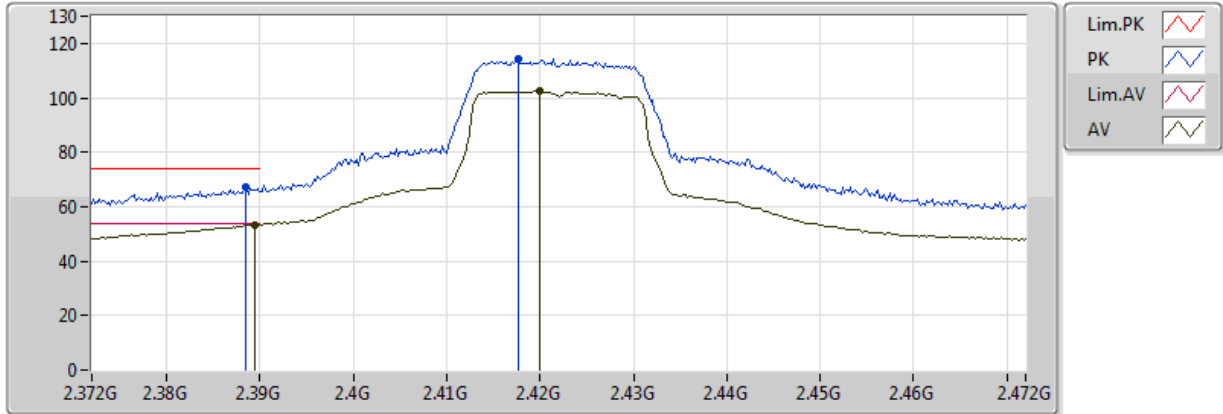


Type	Freq (Hz)	Level (dBuV/m)	Limit (dBuV/m)	Margin (dB)	Factor (dB)	Dist (m)	Condition	Azimuth (°)	Height (m)	Comments
AV	2.3896G	47.04	54.00	-6.96	30.77	3	Vertical	9	1.54	-
AV	2.4198G	97.84	Inf	-Inf	30.88	3	Vertical	9	1.54	-
PK	2.3894G	60.86	74.00	-13.14	30.77	3	Vertical	9	1.54	-
PK	2.424G	108.16	Inf	-Inf	30.90	3	Vertical	9	1.54	-

### 802.11ac VHT20\_Nss1,(MCS0)\_2TX

### 2422MHz\_TX

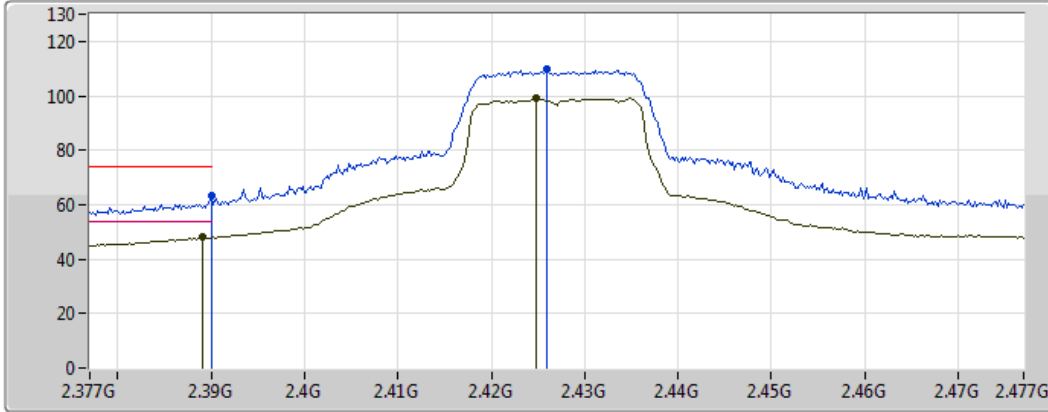
28/07/2018







Type	Freq (Hz)	Level (dBuV/m)	Limit (dBuV/m)	Margin (dB)	Factor (dB)	Dist (m)	Condition	Azimuth (°)	Height (m)	Comments
AV	2.3894G	53.41	54.00	-0.59	30.77	3	Horizontal	136	1.02	-
AV	2.42G	102.81	Inf	-Inf	30.88	3	Horizontal	136	1.02	-
PK	2.3884G	67.19	74.00	-6.81	30.77	3	Horizontal	136	1.02	-
PK	2.4176G	114.24	Inf	-Inf	30.87	3	Horizontal	136	1.02	-

**802.11ac VHT20\_Nss1,(MCS0)\_2TX  
2427MHz\_TX**

28/07/2018



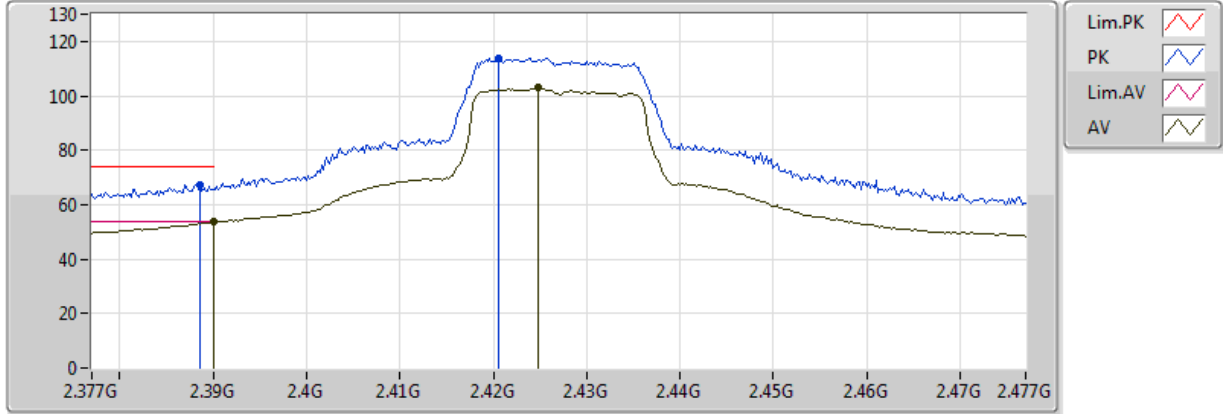
Legend for the spectrum plot:

- Lim.PK 
- PK 
- Lim.AV 
- AV 

Type	Freq (Hz)	Level (dBuV/m)	Limit (dBuV/m)	Margin (dB)	Factor (dB)	Dist (m)	Condition	Azimuth (°)	Height (m)	Comments
AV	2.389G	47.96	54.00	-6.04	30.77	3	Vertical	5	1.53	-
AV	2.4248G	99.34	Inf	-Inf	30.90	3	Vertical	5	1.53	-
PK	2.389998G	63.18	74.00	-10.82	30.77	3	Vertical	5	1.53	-
PK	2.426G	109.55	Inf	-Inf	30.90	3	Vertical	5	1.53	-

### 802.11ac VHT20\_Nss1,(MCS0)\_2TX 2427MHz\_TX

28/07/2018

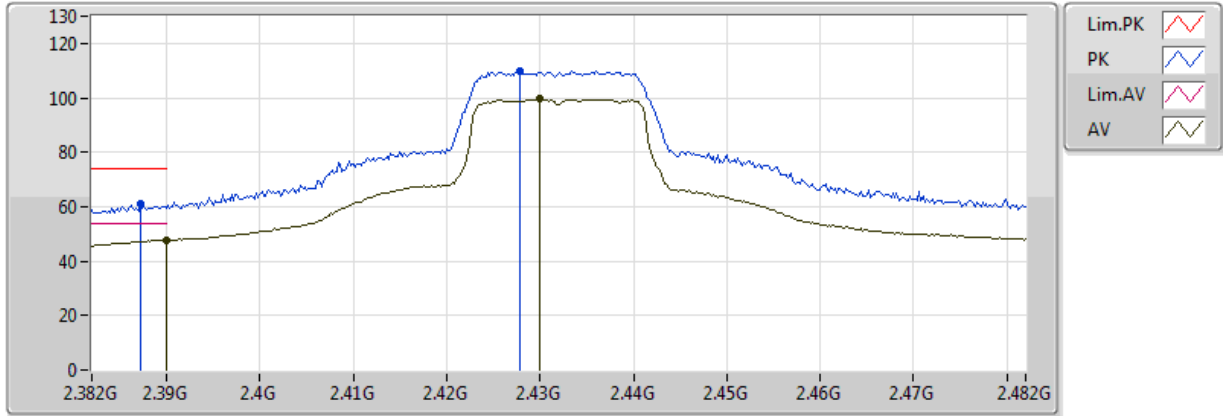


Type	Freq (Hz)	Level (dBuV/m)	Limit (dBuV/m)	Margin (dB)	Factor (dB)	Dist (m)	Condition	Azimuth (°)	Height (m)	Comments
AV	2.389998G	53.63	54.00	-0.37	30.77	3	Horizontal	135	1.03	-
AV	2.4248G	103.17	Inf	-Inf	30.90	3	Horizontal	135	1.03	-
PK	2.3886G	67.27	74.00	-6.73	30.77	3	Horizontal	135	1.03	-
PK	2.4206G	113.93	Inf	-Inf	30.88	3	Horizontal	135	1.03	-

### 802.11ac VHT20\_Nss1,(MCS0)\_2TX

### 2432MHz\_TX

28/07/2018



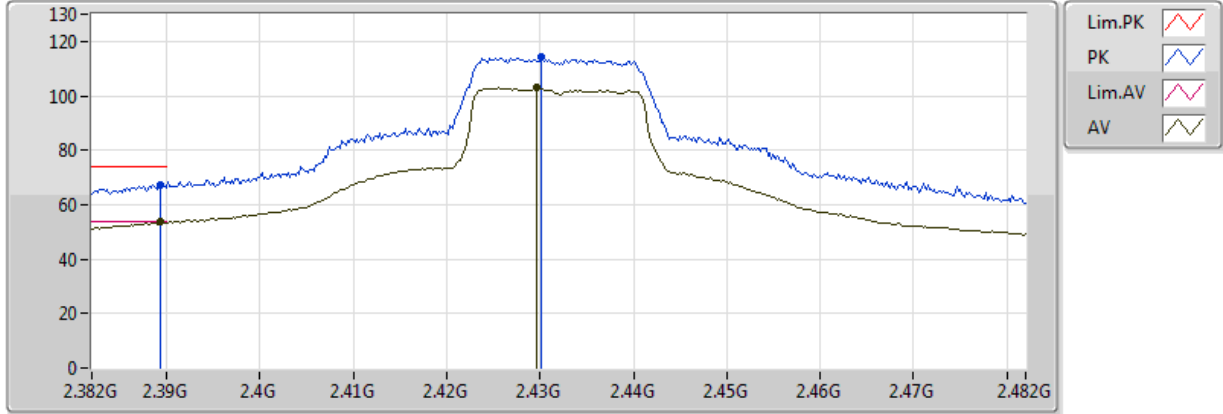
Type	Freq (Hz)	Level (dBuV/m)	Limit (dBuV/m)	Margin (dB)	Factor (dB)	Dist (m)	Condition	Azimuth (°)	Height (m)	Comments
AV	2.389998G	47.63	54.00	-6.37	30.77	3	Vertical	4	1.54	-
AV	2.43G	99.94	Inf	-Inf	30.92	3	Vertical	4	1.54	-
PK	2.3872G	61.24	74.00	-12.76	30.76	3	Vertical	4	1.54	-
PK	2.4278G	109.99	Inf	-Inf	30.91	3	Vertical	4	1.54	-



### 802.11ac VHT20\_Nss1,(MCS0)\_2TX

### 2432MHz\_TX

28/07/2018

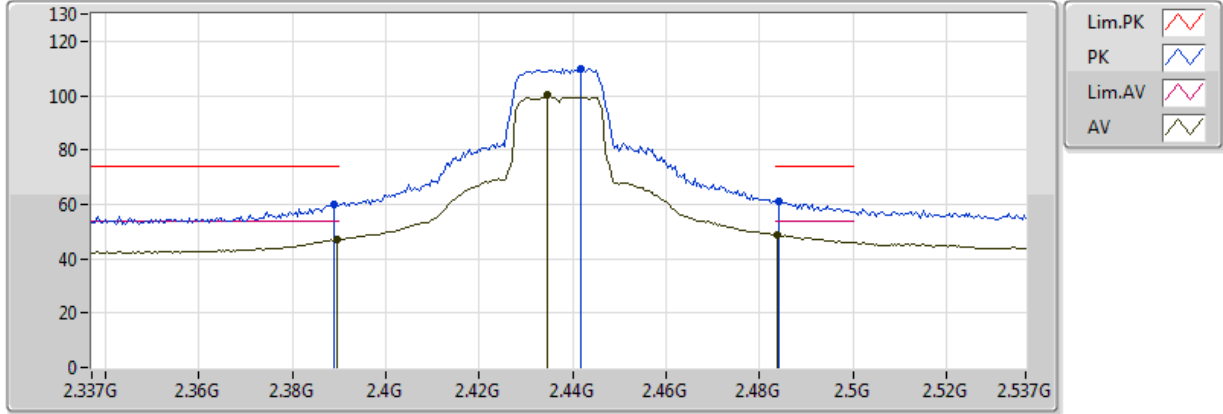


Type	Freq (Hz)	Level (dBuV/m)	Limit (dBuV/m)	Margin (dB)	Factor (dB)	Dist (m)	Condition	Azimuth (°)	Height (m)	Comments
AV	2.3894G	53.65	54.00	-0.35	30.77	3	Horizontal	136	1.02	-
AV	2.4296G	102.92	Inf	-Inf	30.92	3	Horizontal	136	1.02	-
PK	2.3894G	67.33	74.00	-6.67	30.77	3	Horizontal	136	1.02	-
PK	2.4302G	114.09	Inf	-Inf	30.92	3	Horizontal	136	1.02	-

### 802.11ac VHT20\_Nss1,(MCS0)\_2TX

### 2437MHz\_TX

28/07/2018

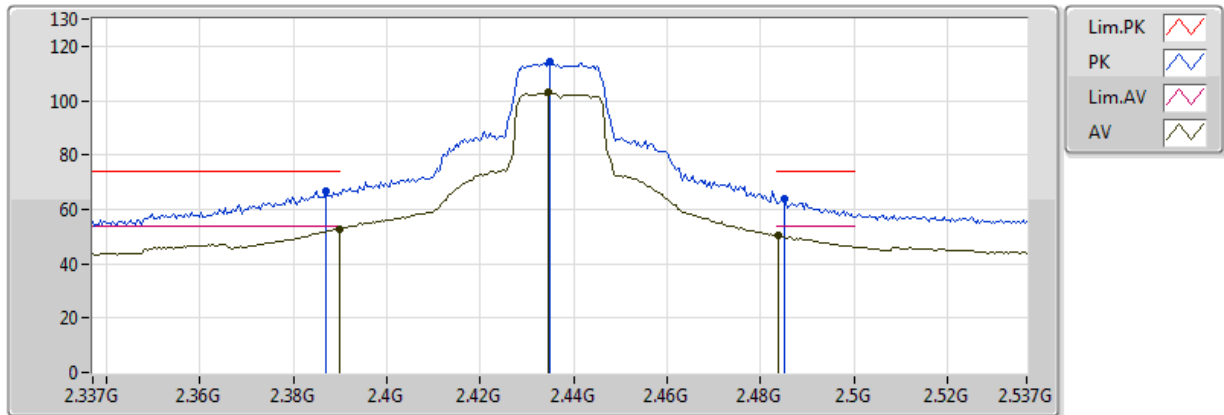


Type	Freq (Hz)	Level (dBuV/m)	Limit (dBuV/m)	Margin (dB)	Factor (dB)	Dist (m)	Condition	Azimuth (°)	Height (m)	Comments
AV	2.3894G	46.95	54.00	-7.05	30.77	3	Vertical	1	1.56	-
AV	2.4346G	100.16	Inf	-Inf	30.93	3	Vertical	1	1.56	-
AV	2.4838G	48.76	54.00	-5.24	31.11	3	Vertical	1	1.56	-
PK	2.389G	60.06	74.00	-13.94	30.77	3	Vertical	1	1.56	-
PK	2.4418G	109.86	Inf	-Inf	30.96	3	Vertical	1	1.56	-
PK	2.4842G	61.14	74.00	-12.86	31.12	3	Vertical	1	1.56	-

### 802.11ac VHT20\_Nss1,(MCS0)\_2TX

### 2437MHz\_TX

28/07/2018

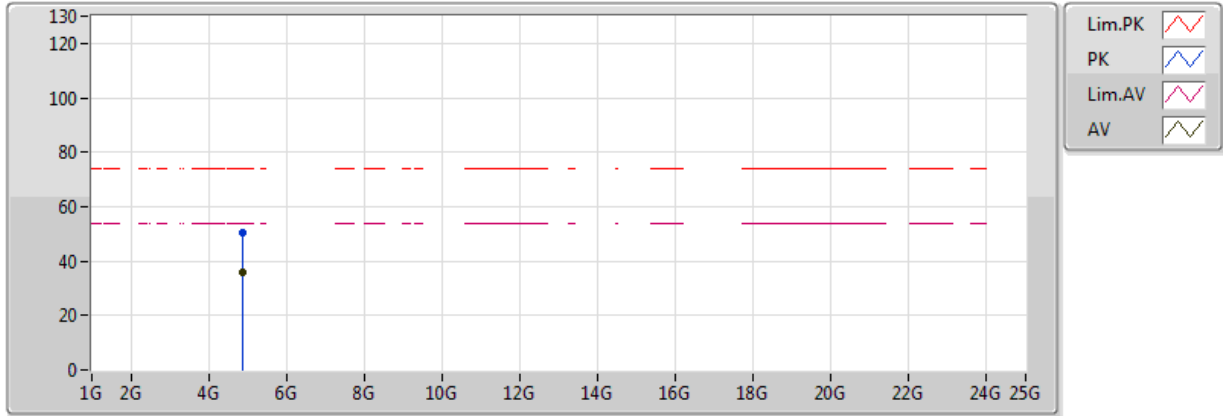


Type	Freq (Hz)	Level (dBuV/m)	Limit (dBuV/m)	Margin (dB)	Factor (dB)	Dist (m)	Condition	Azimuth (°)	Height (m)	Comments
AV	2.3898G	52.78	54.00	-1.22	30.77	3	Horizontal	138	1.11	-
AV	2.4346G	103.16	Inf	-Inf	30.93	3	Horizontal	138	1.11	-
AV	2.4838G	50.30	54.00	-3.70	31.11	3	Horizontal	138	1.11	-
PK	2.387G	66.77	74.00	-7.23	30.76	3	Horizontal	138	1.11	-
PK	2.435G	114.30	Inf	-Inf	30.94	3	Horizontal	138	1.11	-
PK	2.485G	63.81	74.00	-10.19	31.12	3	Horizontal	138	1.11	-

### 802.11ac VHT20\_Nss1,(MCS0)\_2TX

### 2437MHz\_TX

28/07/2018

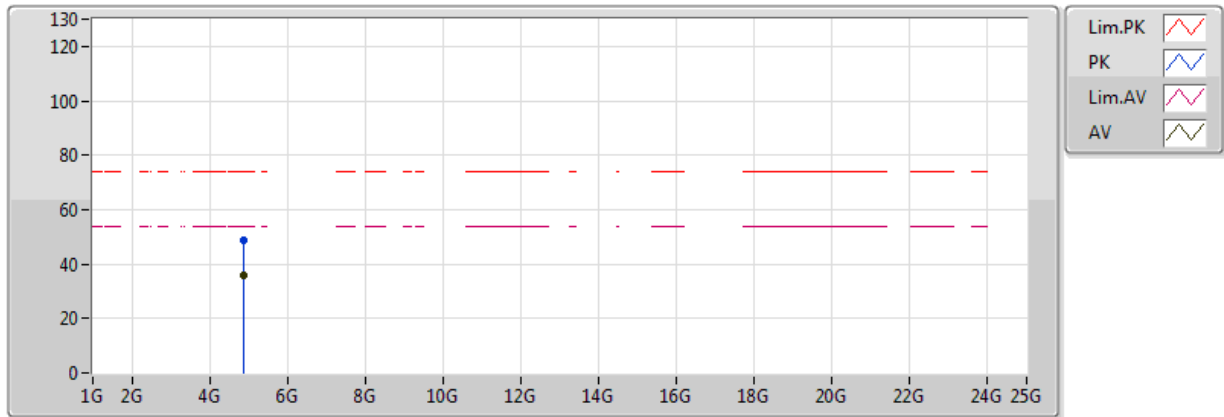


Type	Freq (Hz)	Level (dBuV/m)	Limit (dBuV/m)	Margin (dB)	Factor (dB)	Dist (m)	Condition	Azimuth (°)	Height (m)	Comments
AV	4.8755G	35.89	54.00	-18.11	2.26	3	Vertical	263	1.02	-
PK	4.87682G	50.20	74.00	-23.80	2.26	3	Vertical	263	1.02	-

### 802.11ac VHT20\_Nss1,(MCS0)\_2TX

### 2437MHz\_TX

28/07/2018

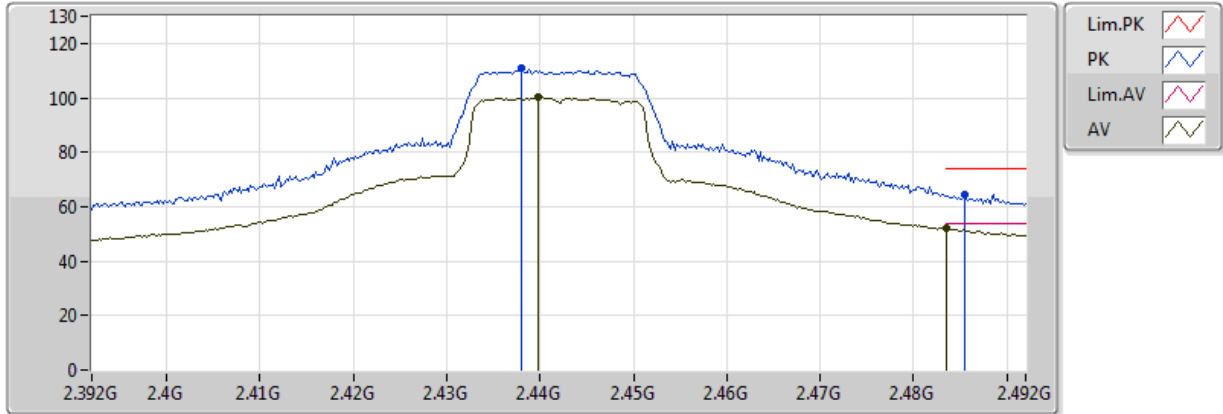


Type	Freq (Hz)	Level (dBuV/m)	Limit (dBuV/m)	Margin (dB)	Factor (dB)	Dist (m)	Condition	Azimuth (°)	Height (m)	Comments
AV	4.87508G	35.96	54.00	-18.04	2.26	3	Horizontal	335	2.81	-
PK	4.87448G	48.78	74.00	-25.22	2.26	3	Horizontal	335	2.81	-

### 802.11ac VHT20\_Nss1,(MCS0)\_2TX

### 2442MHz\_TX

28/07/2018

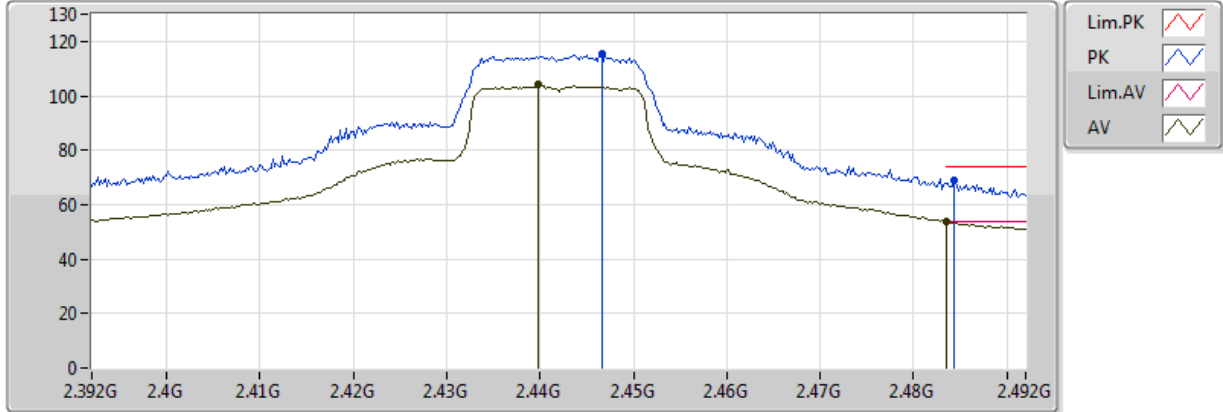


Type	Freq (Hz)	Level (dBuV/m)	Limit (dBuV/m)	Margin (dB)	Factor (dB)	Dist (m)	Condition	Azimuth (°)	Height (m)	Comments
AV	2.4398G	100.39	Inf	-Inf	30.95	3	Vertical	5	1.52	-
AV	2.483502G	52.06	54.00	-1.94	31.11	3	Vertical	5	1.52	-
PK	2.438G	110.70	Inf	-Inf	30.95	3	Vertical	5	1.52	-
PK	2.4854G	64.45	74.00	-9.55	31.12	3	Vertical	5	1.52	-

### 802.11ac VHT20\_Nss1,(MCS0)\_2TX

### 2442MHz\_TX

28/07/2018

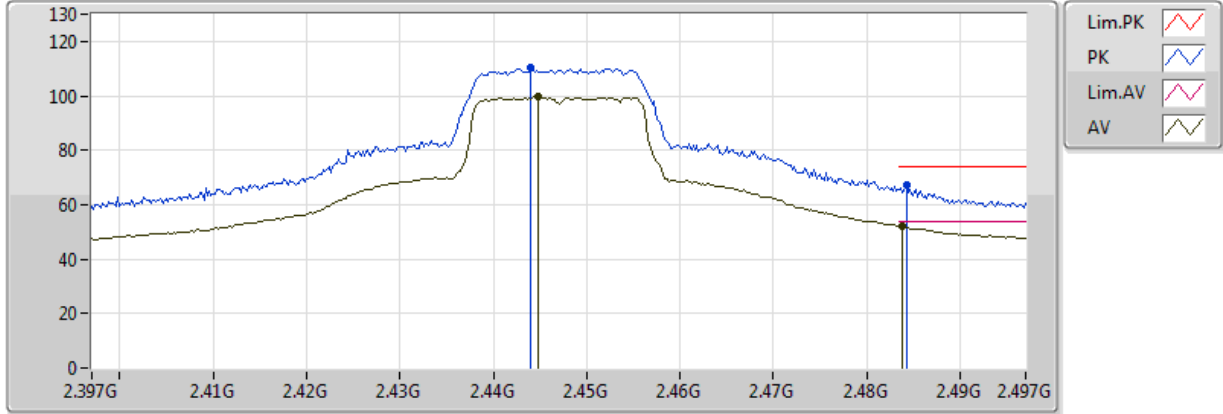


Type	Freq (Hz)	Level (dBuV/m)	Limit (dBuV/m)	Margin (dB)	Factor (dB)	Dist (m)	Condition	Azimuth (°)	Height (m)	Comments
AV	2.4398G	104.11	Inf	-Inf	30.95	3	Horizontal	139	1.03	-
AV	2.483502G	53.68	54.00	-0.32	31.11	3	Horizontal	139	1.03	-
PK	2.4466G	115.19	Inf	-Inf	30.98	3	Horizontal	139	1.03	-
PK	2.4844G	68.71	74.00	-5.29	31.12	3	Horizontal	139	1.03	-

### 802.11ac VHT20\_Nss1,(MCS0)\_2TX

### 2447MHz\_TX

28/07/2018



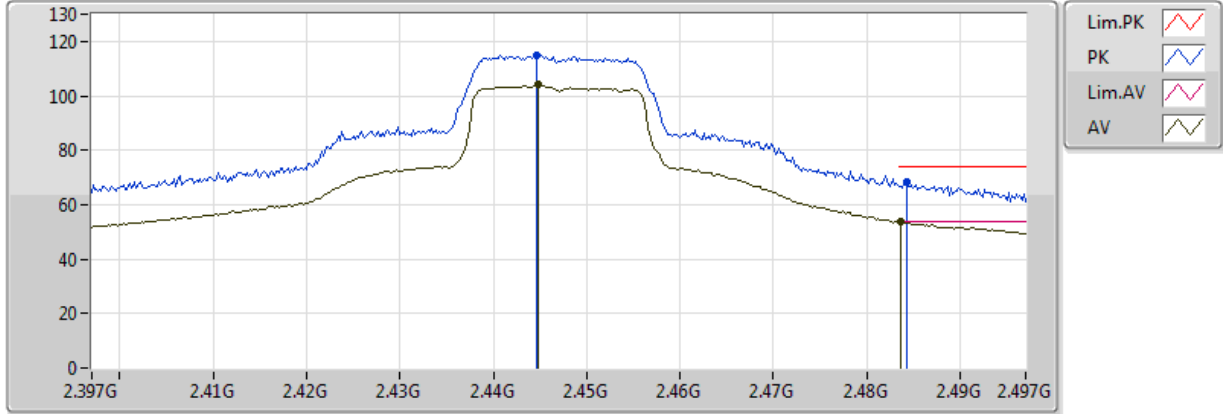
Type	Freq (Hz)	Level (dBuV/m)	Limit (dBuV/m)	Margin (dB)	Factor (dB)	Dist (m)	Condition	Azimuth (°)	Height (m)	Comments
AV	2.4448G	99.91	Inf	-Inf	30.97	3	Vertical	17	1.55	-
AV	2.4838G	52.12	54.00	-1.88	31.11	3	Vertical	17	1.55	-
PK	2.444G	110.39	Inf	-Inf	30.97	3	Vertical	17	1.55	-
PK	2.4842G	67.07	74.00	-6.93	31.12	3	Vertical	17	1.55	-



### 802.11ac VHT20\_Nss1,(MCS0)\_2TX

### 2447MHz\_TX

28/07/2018

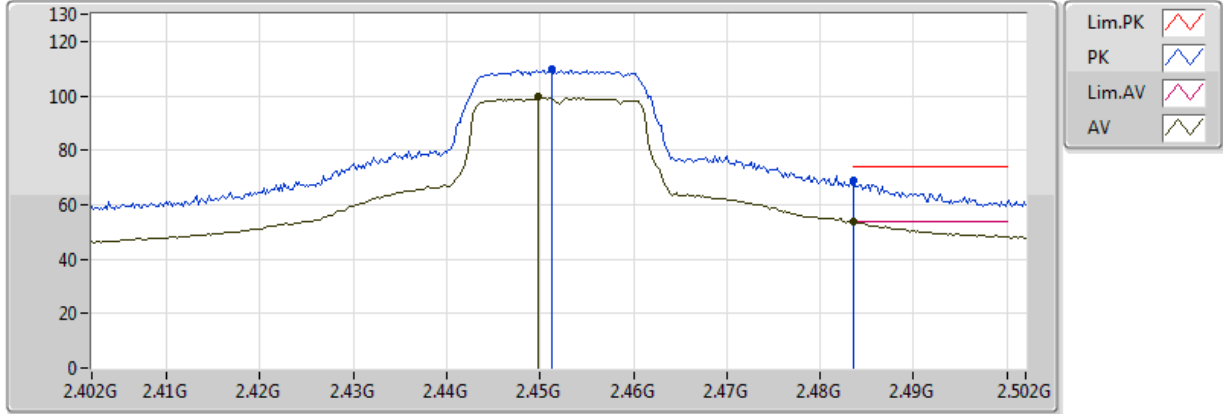


Type	Freq (Hz)	Level (dBuV/m)	Limit (dBuV/m)	Margin (dB)	Factor (dB)	Dist (m)	Condition	Azimuth (°)	Height (m)	Comments
AV	2.4448G	104.26	Inf	-Inf	30.97	3	Horizontal	138	1.00	-
AV	2.4836G	53.55	54.00	-0.45	31.11	3	Horizontal	138	1.00	-
PK	2.4446G	114.87	Inf	-Inf	30.97	3	Horizontal	138	1.00	-
PK	2.4842G	68.21	74.00	-5.79	31.12	3	Horizontal	138	1.00	-

### 802.11ac VHT20\_Nss1,(MCS0)\_2TX

### 2452MHz\_TX

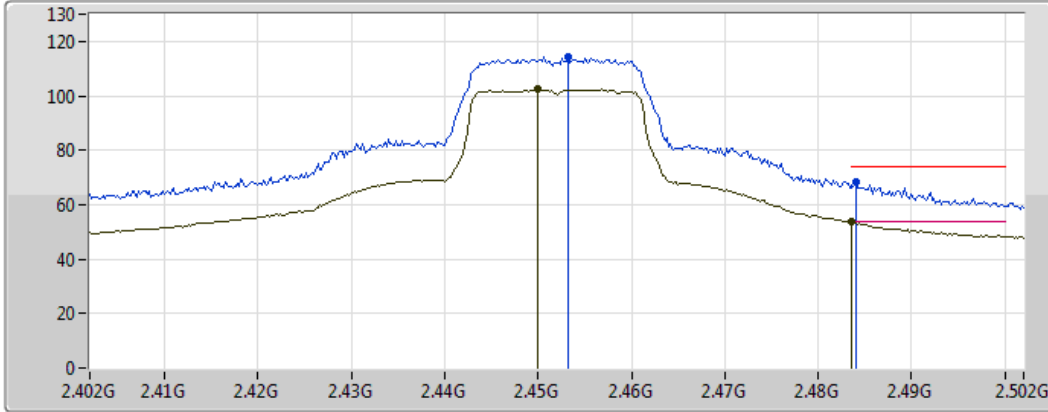
28/07/2018



Type	Freq (Hz)	Level (dBuV/m)	Limit (dBuV/m)	Margin (dB)	Factor (dB)	Dist (m)	Condition	Azimuth (°)	Height (m)	Comments
AV	2.4498G	99.88	Inf	-Inf	30.99	3	Vertical	4	1.76	-
AV	2.483502G	53.57	54.00	-0.43	31.11	3	Vertical	4	1.76	-
PK	2.4512G	109.70	Inf	-Inf	30.99	3	Vertical	4	1.76	-
PK	2.4836G	68.74	74.00	-5.26	31.11	3	Vertical	4	1.76	-

**802.11ac VHT20\_Nss1,(MCS0)\_2TX  
2452MHz\_TX**

28/07/2018

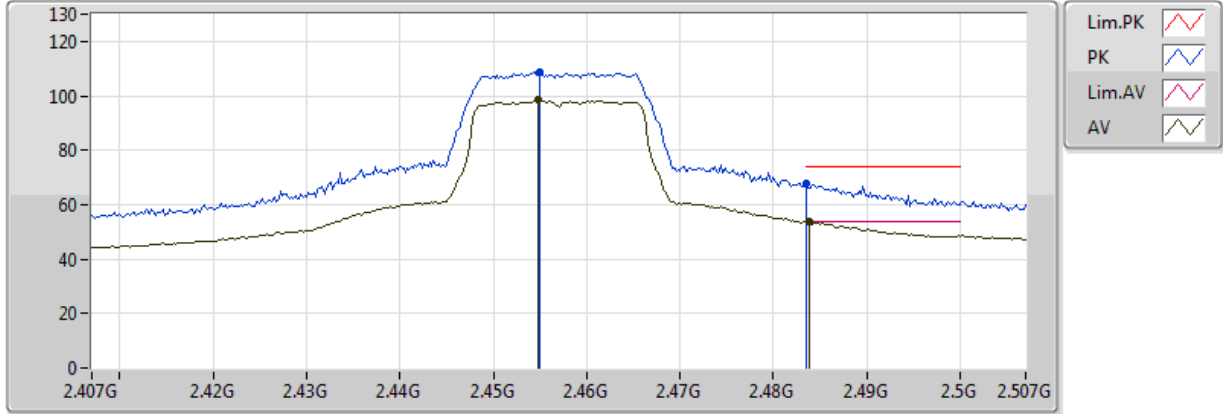


Type	Freq (Hz)	Level (dBuV/m)	Limit (dBuV/m)	Margin (dB)	Factor (dB)	Dist (m)	Condition	Azimuth (°)	Height (m)	Comments
AV	2.45G	102.51	Inf	-Inf	30.99	3	Horizontal	139	1.23	-
AV	2.483502G	53.62	54.00	-0.38	31.11	3	Horizontal	139	1.23	-
PK	2.4532G	114.28	Inf	-Inf	31.00	3	Horizontal	139	1.23	-
PK	2.484G	68.18	74.00	-5.82	31.12	3	Horizontal	139	1.23	-

### 802.11ac VHT20\_Nss1,(MCS0)\_2TX

### 2457MHz\_TX

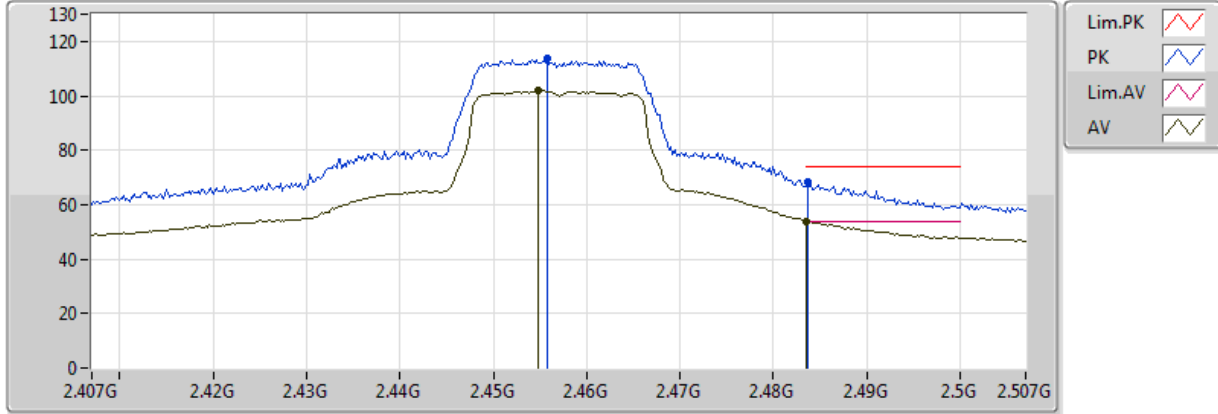
28/07/2018



Type	Freq (Hz)	Level (dBuV/m)	Limit (dBuV/m)	Margin (dB)	Factor (dB)	Dist (m)	Condition	Azimuth (°)	Height (m)	Comments
AV	2.4548G	98.77	Inf	-Inf	31.01	3	Vertical	354	1.50	-
AV	2.4838G	53.71	54.00	-0.29	31.11	3	Vertical	354	1.50	-
PK	2.455G	108.77	Inf	-Inf	31.01	3	Vertical	354	1.50	-
PK	2.483502G	67.75	74.00	-6.25	31.11	3	Vertical	354	1.50	-

### 802.11ac VHT20\_Nss1,(MCS0)\_2TX 2457MHz\_TX

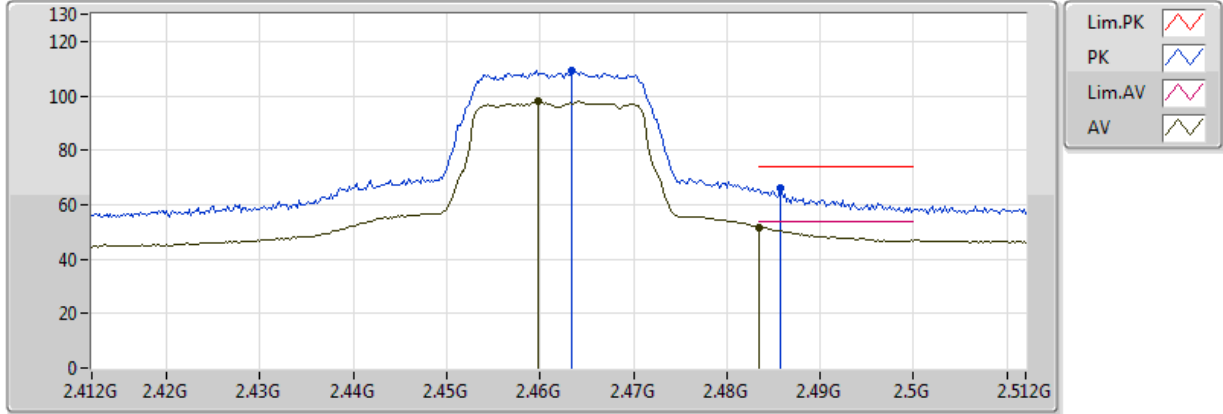
28/07/2018



Type	Freq (Hz)	Level (dBuV/m)	Limit (dBuV/m)	Margin (dB)	Factor (dB)	Dist (m)	Condition	Azimuth (°)	Height (m)	Comments
AV	2.4548G	102.20	Inf	-Inf	31.01	3	Horizontal	139	1.25	-
AV	2.483502G	53.73	54.00	-0.27	31.11	3	Horizontal	139	1.25	-
PK	2.4558G	113.80	Inf	-Inf	31.01	3	Horizontal	139	1.25	-
PK	2.4836G	68.38	74.00	-5.62	31.11	3	Horizontal	139	1.25	-

**802.11ac VHT20\_Nss1,(MCS0)\_2TX  
2462MHz\_TX**

28/07/2018

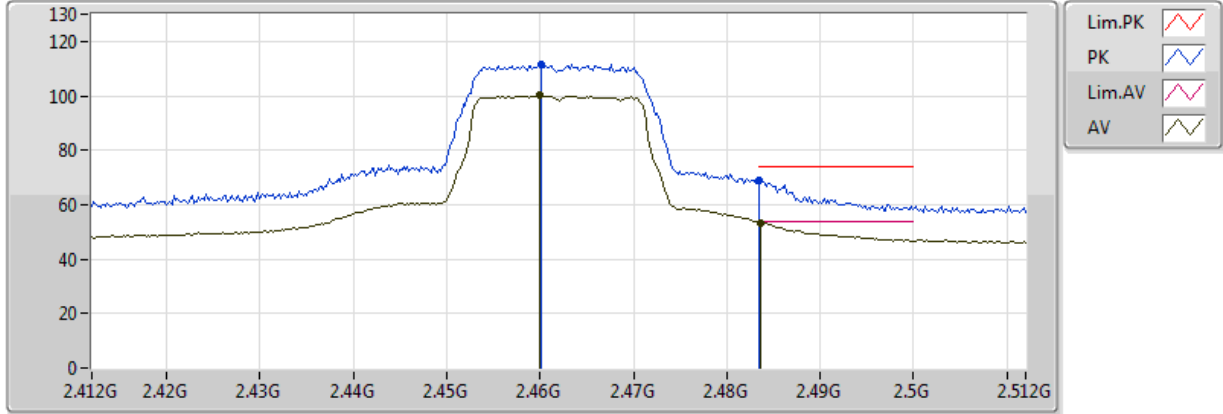


Type	Freq (Hz)	Level (dBuV/m)	Limit (dBuV/m)	Margin (dB)	Factor (dB)	Dist (m)	Condition	Azimuth (°)	Height (m)	Comments
AV	2.4598G	97.81	Inf	-Inf	31.03	3	Vertical	265	2.87	-
AV	2.483502G	51.77	54.00	-2.23	31.11	3	Vertical	265	2.87	-
PK	2.4634G	109.22	Inf	-Inf	31.04	3	Vertical	265	2.87	-
PK	2.4858G	65.85	74.00	-8.15	31.12	3	Vertical	265	2.87	-

### 802.11ac VHT20\_Nss1,(MCS0)\_2TX

### 2462MHz\_TX

28/07/2018

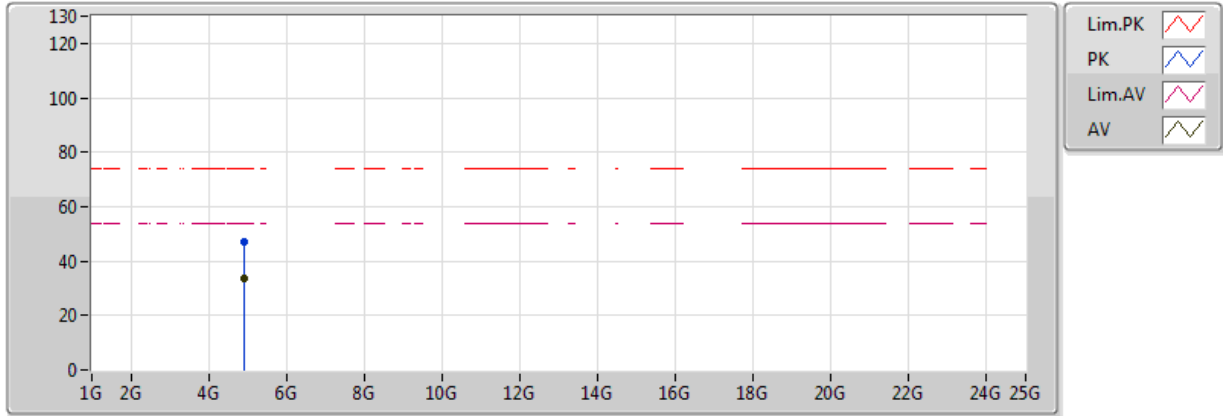


Type	Freq (Hz)	Level (dBuV/m)	Limit (dBuV/m)	Margin (dB)	Factor (dB)	Dist (m)	Condition	Azimuth (°)	Height (m)	Comments
AV	2.46G	100.54	Inf	-Inf	31.03	3	Horizontal	139	1.02	-
AV	2.4836G	53.48	54.00	-0.52	31.11	3	Horizontal	139	1.02	-
PK	2.4602G	111.71	Inf	-Inf	31.03	3	Horizontal	139	1.02	-
PK	2.483502G	68.67	74.00	-5.33	31.11	3	Horizontal	139	1.02	-

### 802.11ac VHT20\_Nss1,(MCS0)\_2TX

### 2462MHz\_TX

28/07/2018



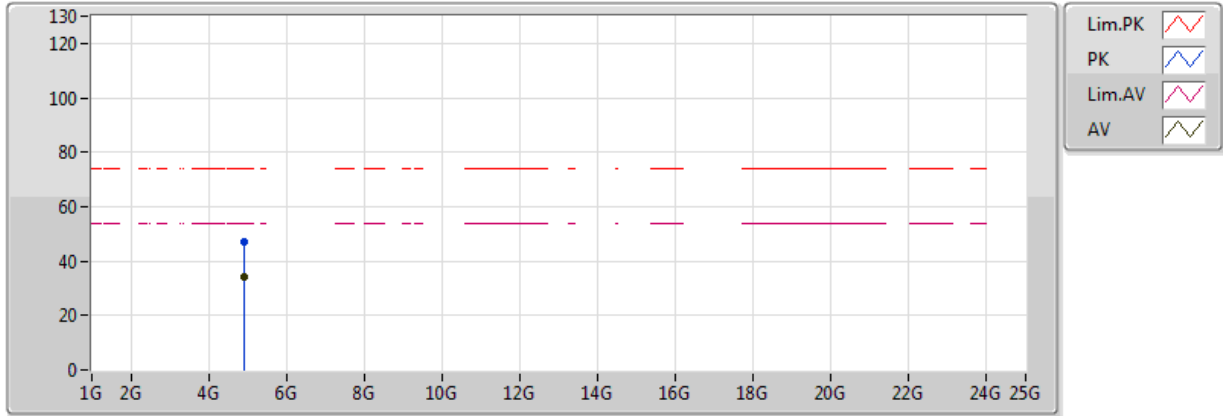
Type	Freq (Hz)	Level (dBuV/m)	Limit (dBuV/m)	Margin (dB)	Factor (dB)	Dist (m)	Condition	Azimuth (°)	Height (m)	Comments
AV	4.92346G	33.90	54.00	-20.10	2.38	3	Vertical	263	1.03	-
PK	4.9255G	47.30	74.00	-26.70	2.38	3	Vertical	263	1.03	-



### 802.11ac VHT20\_Nss1,(MCS0)\_2TX

### 2462MHz\_TX

28/07/2018

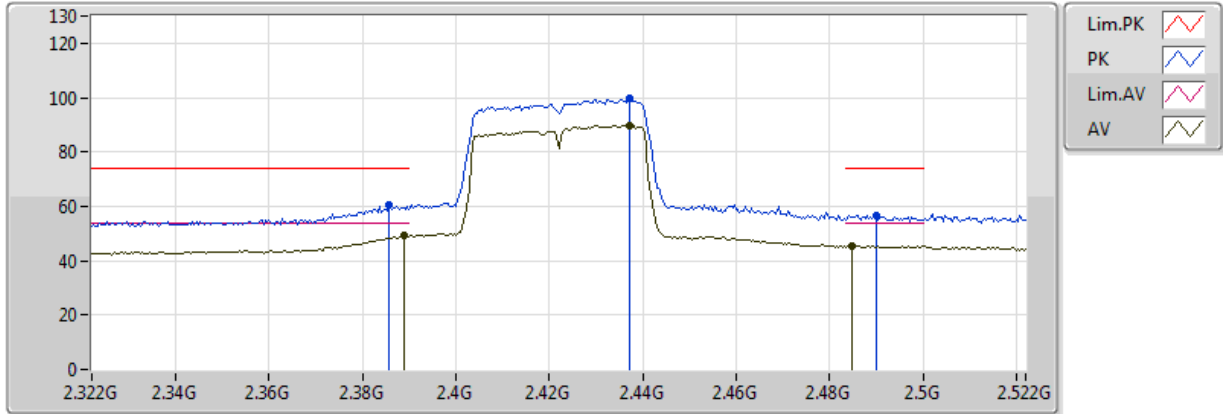


Type	Freq (Hz)	Level (dBuV/m)	Limit (dBuV/m)	Margin (dB)	Factor (dB)	Dist (m)	Condition	Azimuth (°)	Height (m)	Comments
AV	4.92124G	34.40	54.00	-19.60	2.37	3	Horizontal	329	2.60	-
PK	4.91992G	47.21	74.00	-26.79	2.37	3	Horizontal	329	2.60	-

### 802.11ac VHT40\_Nss1,(MCS0)\_2TX

### 2422MHz\_TX

28/07/2018

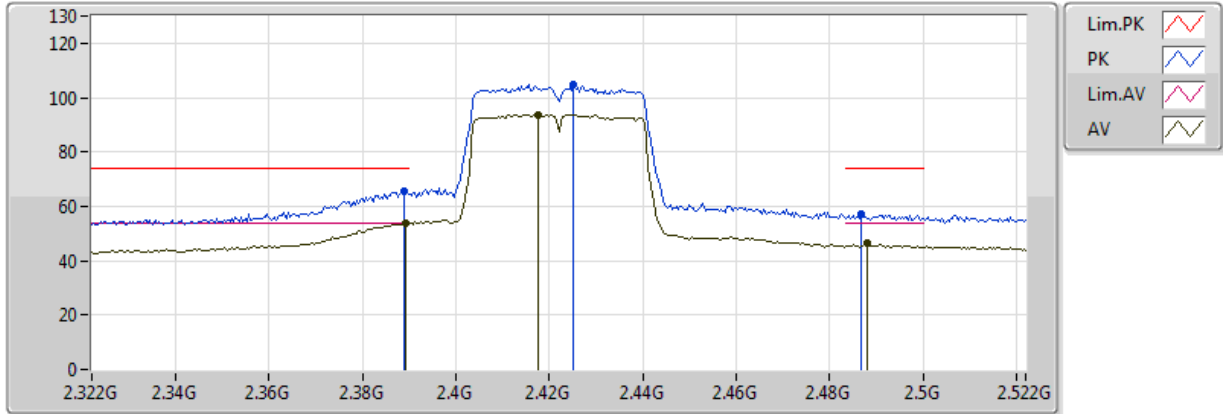


Type	Freq (Hz)	Level (dBuV/m)	Limit (dBuV/m)	Margin (dB)	Factor (dB)	Dist (m)	Condition	Azimuth (°)	Height (m)	Comments
AV	2.3888G	49.18	54.00	-4.82	30.77	3	Vertical	1	1.54	-
AV	2.4372G	89.84	Inf	-Inf	30.94	3	Vertical	1	1.54	-
AV	2.4848G	45.48	54.00	-8.52	31.12	3	Vertical	1	1.54	-
PK	2.3856G	60.28	74.00	-13.72	30.76	3	Vertical	1	1.54	-
PK	2.4372G	99.71	Inf	-Inf	30.94	3	Vertical	1	1.54	-
PK	2.49G	56.75	74.00	-17.25	31.13	3	Vertical	1	1.54	-

### 802.11ac VHT40\_Nss1,(MCS0)\_2TX

### 2422MHz\_TX

28/07/2018

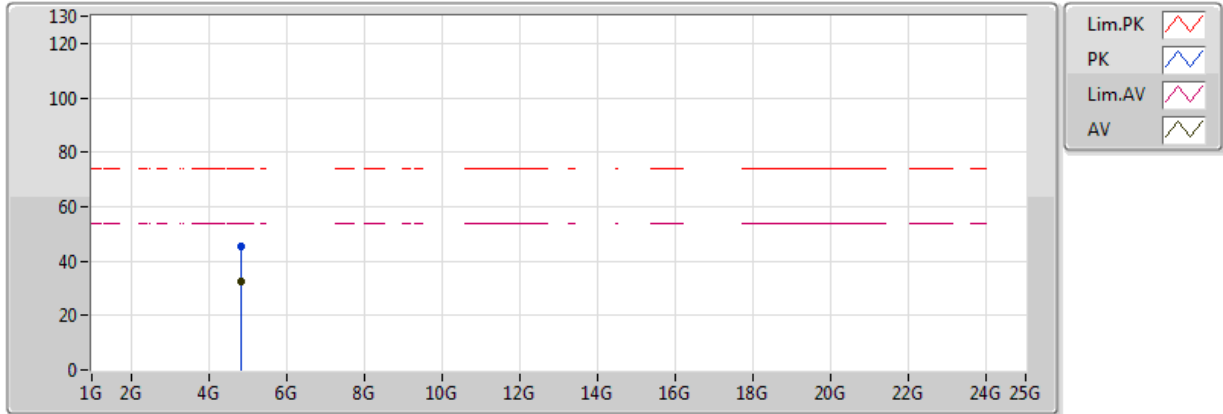


Type	Freq (Hz)	Level (dBuV/m)	Limit (dBuV/m)	Margin (dB)	Factor (dB)	Dist (m)	Condition	Azimuth (°)	Height (m)	Comments
AV	2.3892G	53.64	54.00	-0.36	30.77	3	Horizontal	139	1.02	-
AV	2.4176G	93.77	Inf	-Inf	30.87	3	Horizontal	139	1.02	-
AV	2.488G	46.24	54.00	-7.76	31.13	3	Horizontal	139	1.02	-
PK	2.3888G	65.80	74.00	-8.20	30.77	3	Horizontal	139	1.02	-
PK	2.4252G	104.92	Inf	-Inf	30.90	3	Horizontal	139	1.02	-
PK	2.4868G	56.88	74.00	-17.12	31.12	3	Horizontal	139	1.02	-

### 802.11ac VHT40\_Nss1,(MCS0)\_2TX

### 2422MHz\_TX

28/07/2018

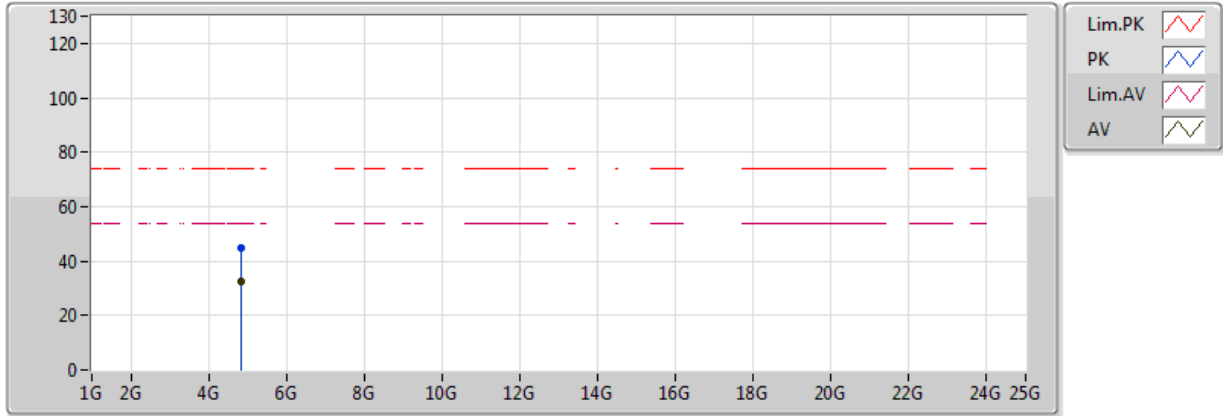


Type	Freq (Hz)	Level (dBuV/m)	Limit (dBuV/m)	Margin (dB)	Factor (dB)	Dist (m)	Condition	Azimuth (°)	Height (m)	Comments
AV	4.84202G	32.54	54.00	-21.46	2.18	3	Vertical	359	2.70	-
PK	4.8521G	45.21	74.00	-28.79	2.20	3	Vertical	359	2.70	-

### 802.11ac VHT40\_Nss1,(MCS0)\_2TX

### 2422MHz\_TX

28/07/2018

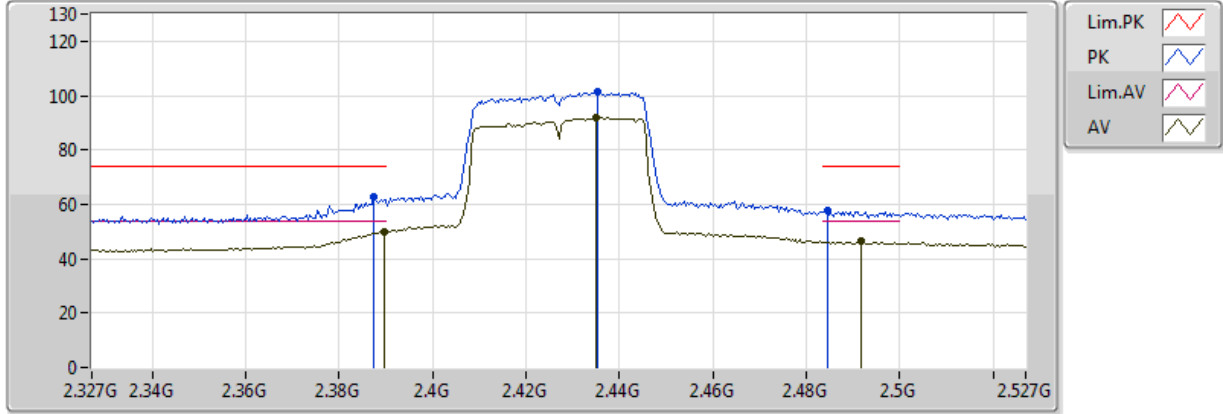


Type	Freq (Hz)	Level (dBuV/m)	Limit (dBuV/m)	Margin (dB)	Factor (dB)	Dist (m)	Condition	Azimuth (°)	Height (m)	Comments
AV	4.8509G	32.61	54.00	-21.39	2.20	3	Horizontal	125	1.12	-
PK	4.84154G	45.05	74.00	-28.95	2.17	3	Horizontal	125	1.12	-

### 802.11ac VHT40\_Nss1,(MCS0)\_2TX

### 2427MHz\_TX

28/07/2018

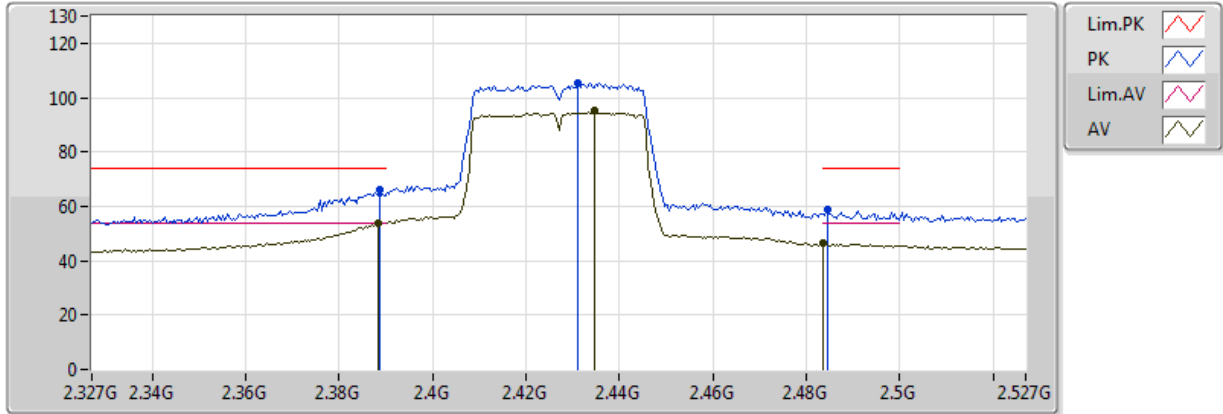


Type	Freq (Hz)	Level (dBuV/m)	Limit (dBuV/m)	Margin (dB)	Factor (dB)	Dist (m)	Condition	Azimuth (°)	Height (m)	Comments
AV	2.3898G	49.86	54.00	-4.14	30.77	3	Vertical	2	1.56	-
AV	2.435G	92.02	Inf	-Inf	30.94	3	Vertical	2	1.56	-
AV	2.4918G	46.24	54.00	-7.76	31.14	3	Vertical	2	1.56	-
PK	2.3874G	62.99	74.00	-11.01	30.76	3	Vertical	2	1.56	-
PK	2.4354G	101.42	Inf	-Inf	30.94	3	Vertical	2	1.56	-
PK	2.4846G	57.62	74.00	-16.38	31.12	3	Vertical	2	1.56	-

### 802.11ac VHT40\_Nss1,(MCS0)\_2TX

### 2427MHz\_TX

28/07/2018

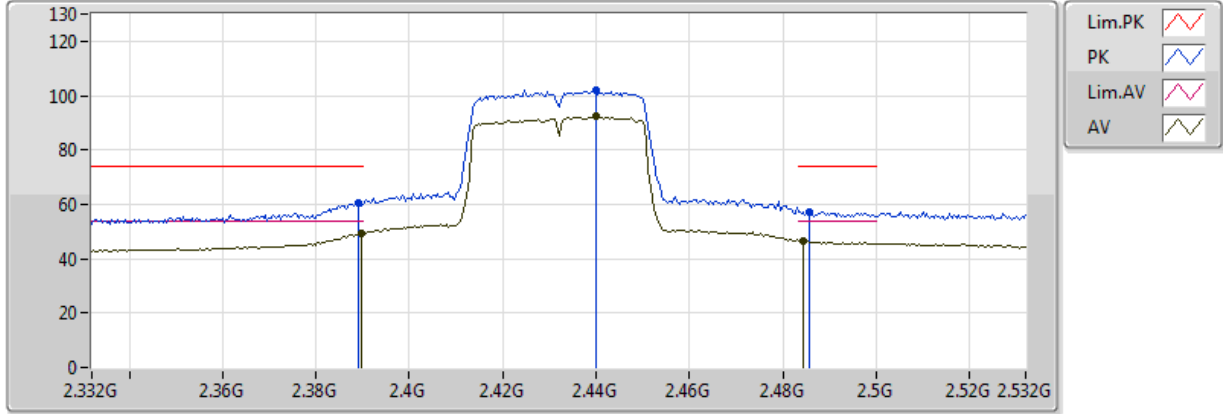


Type	Freq (Hz)	Level (dBuV/m)	Limit (dBuV/m)	Margin (dB)	Factor (dB)	Dist (m)	Condition	Azimuth (°)	Height (m)	Comments
AV	2.3882G	53.76	54.00	-0.24	30.77	3	Horizontal	142	1.97	-
AV	2.4346G	95.03	Inf	-Inf	30.93	3	Horizontal	142	1.97	-
AV	2.483502G	46.23	54.00	-7.77	31.11	3	Horizontal	142	1.97	-
PK	2.3886G	66.20	74.00	-7.80	30.77	3	Horizontal	142	1.97	-
PK	2.431G	105.49	Inf	-Inf	30.92	3	Horizontal	142	1.97	-
PK	2.4846G	58.94	74.00	-15.06	31.12	3	Horizontal	142	1.97	-

### 802.11ac VHT40\_Nss1,(MCS0)\_2TX

### 2432MHz\_TX

28/07/2018



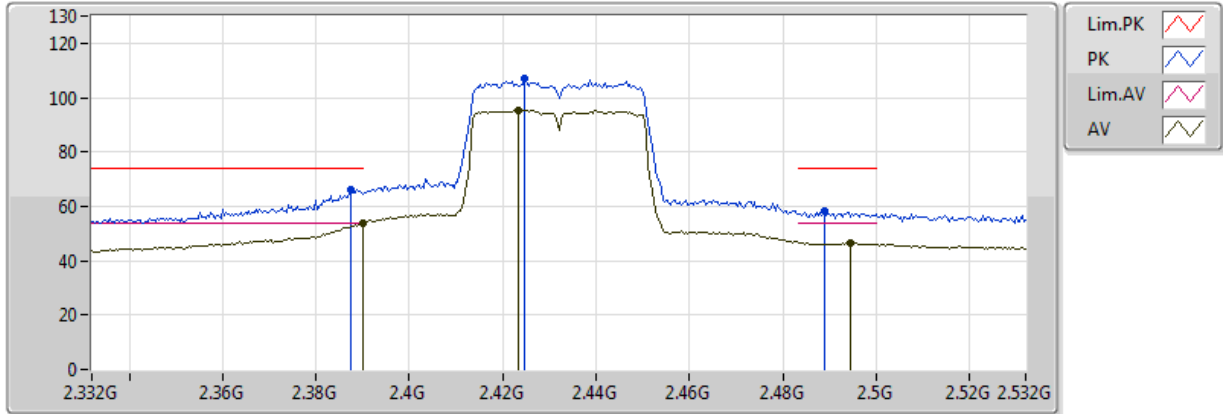
Type	Freq (Hz)	Level (dBuV/m)	Limit (dBuV/m)	Margin (dB)	Factor (dB)	Dist (m)	Condition	Azimuth (°)	Height (m)	Comments
AV	2.3896G	49.30	54.00	-4.70	30.77	3	Vertical	15	1.54	-
AV	2.44G	92.29	Inf	-Inf	30.95	3	Vertical	15	1.54	-
AV	2.4844G	46.71	54.00	-7.29	31.12	3	Vertical	15	1.54	-
PK	2.3892G	60.76	74.00	-13.24	30.77	3	Vertical	15	1.54	-
PK	2.44G	101.99	Inf	-Inf	30.95	3	Vertical	15	1.54	-
PK	2.4856G	57.26	74.00	-16.74	31.12	3	Vertical	15	1.54	-



### 802.11ac VHT40\_Nss1,(MCS0)\_2TX

### 2432MHz\_TX

28/07/2018

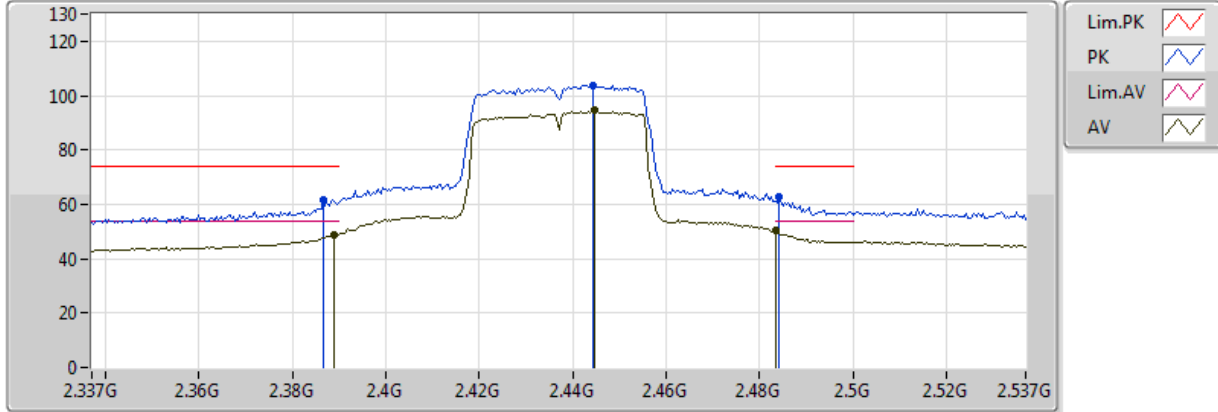


Type	Freq (Hz)	Level (dBuV/m)	Limit (dBuV/m)	Margin (dB)	Factor (dB)	Dist (m)	Condition	Azimuth (°)	Height (m)	Comments
AV	2.389998G	53.64	54.00	-0.36	30.77	3	Horizontal	142	1.03	-
AV	2.4232G	95.26	Inf	-Inf	30.89	3	Horizontal	142	1.03	-
AV	2.4944G	46.72	54.00	-7.28	31.15	3	Horizontal	142	1.03	-
PK	2.3876G	66.19	74.00	-7.81	30.77	3	Horizontal	142	1.03	-
PK	2.4248G	106.76	Inf	-Inf	30.90	3	Horizontal	142	1.03	-
PK	2.4888G	58.12	74.00	-15.88	31.13	3	Horizontal	142	1.03	-

### 802.11ac VHT40\_Nss1,(MCS0)\_2TX

### 2437MHz\_TX

28/07/2018

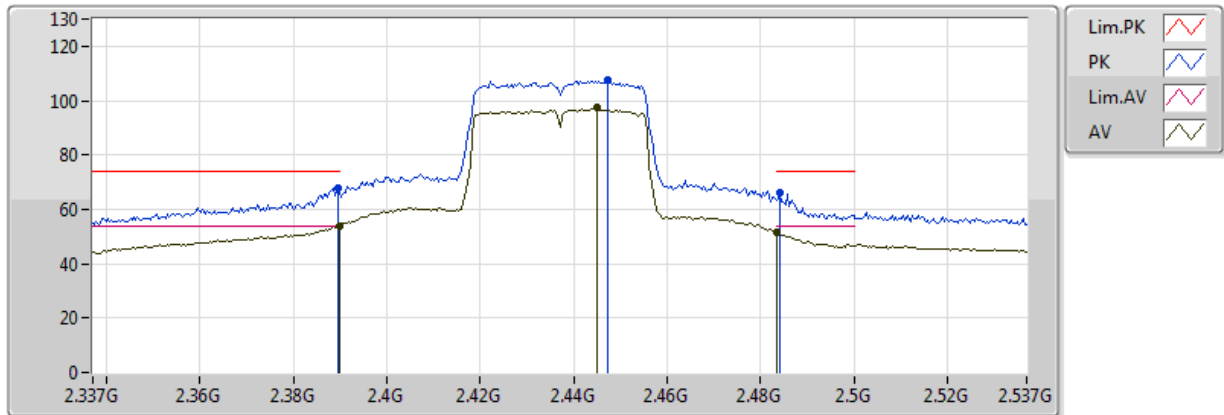


Type	Freq (Hz)	Level (dBuV/m)	Limit (dBuV/m)	Margin (dB)	Factor (dB)	Dist (m)	Condition	Azimuth (°)	Height (m)	Comments
AV	2.389G	48.99	54.00	-5.01	30.77	3	Vertical	4	2.02	-
AV	2.4446G	94.76	Inf	-Inf	30.97	3	Vertical	4	2.02	-
AV	2.483502G	50.26	54.00	-3.74	31.11	3	Vertical	4	2.02	-
PK	2.3866G	61.59	74.00	-12.41	30.76	3	Vertical	4	2.02	-
PK	2.4442G	103.74	Inf	-Inf	30.97	3	Vertical	4	2.02	-
PK	2.4842G	62.91	74.00	-11.09	31.12	3	Vertical	4	2.02	-

### 802.11ac VHT40\_Nss1,(MCS0)\_2TX

### 2437MHz\_TX

28/07/2018

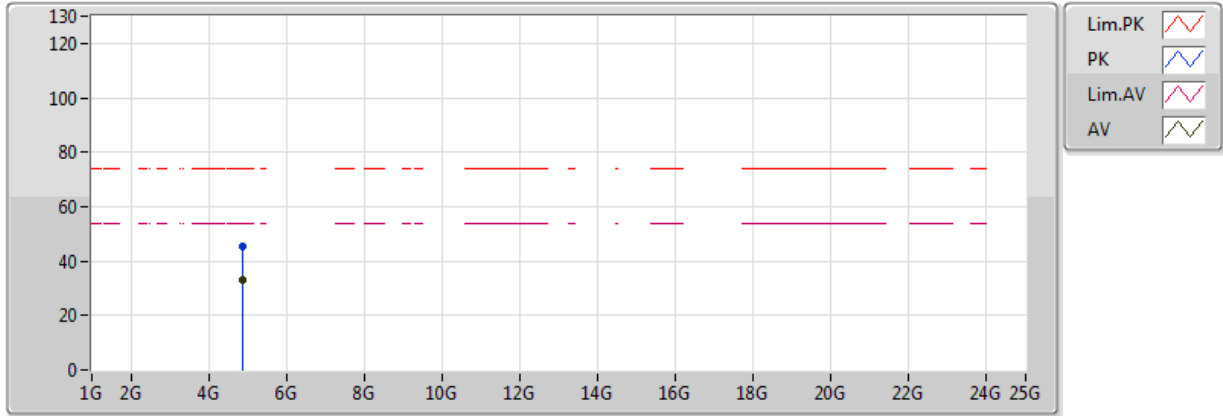


Type	Freq (Hz)	Level (dBuV/m)	Limit (dBuV/m)	Margin (dB)	Factor (dB)	Dist (m)	Condition	Azimuth (°)	Height (m)	Comments
AV	2.3898G	53.64	54.00	-0.36	30.77	3	Horizontal	132	1.50	-
AV	2.445G	97.68	Inf	-Inf	30.97	3	Horizontal	132	1.50	-
AV	2.483502G	51.82	54.00	-2.18	31.11	3	Horizontal	132	1.50	-
PK	2.3894G	67.72	74.00	-6.28	30.77	3	Horizontal	132	1.50	-
PK	2.4474G	107.64	Inf	-Inf	30.98	3	Horizontal	132	1.50	-
PK	2.4842G	66.14	74.00	-7.86	31.12	3	Horizontal	132	1.50	-

### 802.11ac VHT40\_Nss1,(MCS0)\_2TX

### 2437MHz\_TX

28/07/2018

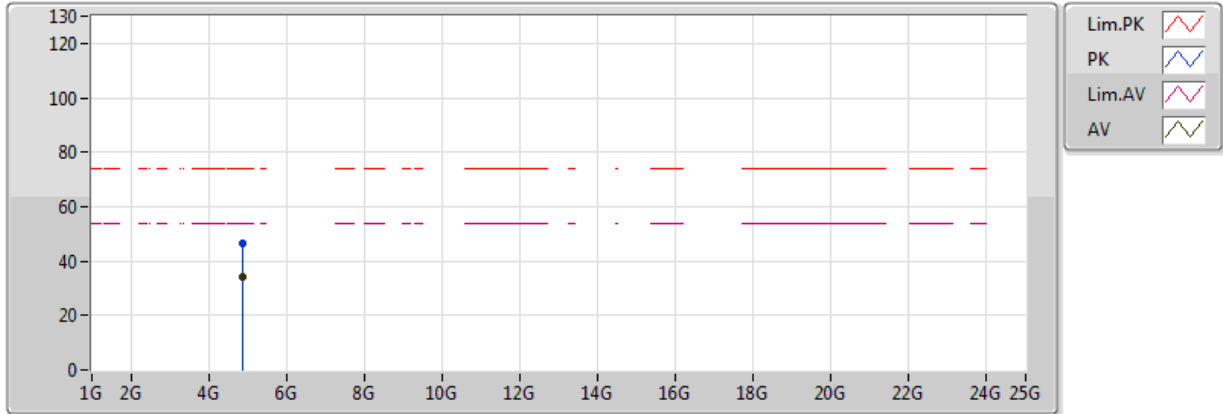


Type	Freq (Hz)	Level (dBuV/m)	Limit (dBuV/m)	Margin (dB)	Factor (dB)	Dist (m)	Condition	Azimuth (°)	Height (m)	Comments
AV	4.8755G	33.21	54.00	-20.79	2.26	3	Vertical	357	1.34	-
PK	4.87262G	45.52	74.00	-28.48	2.25	3	Vertical	357	1.34	-

### 802.11ac VHT40\_Nss1,(MCS0)\_2TX

### 2437MHz\_TX

28/07/2018

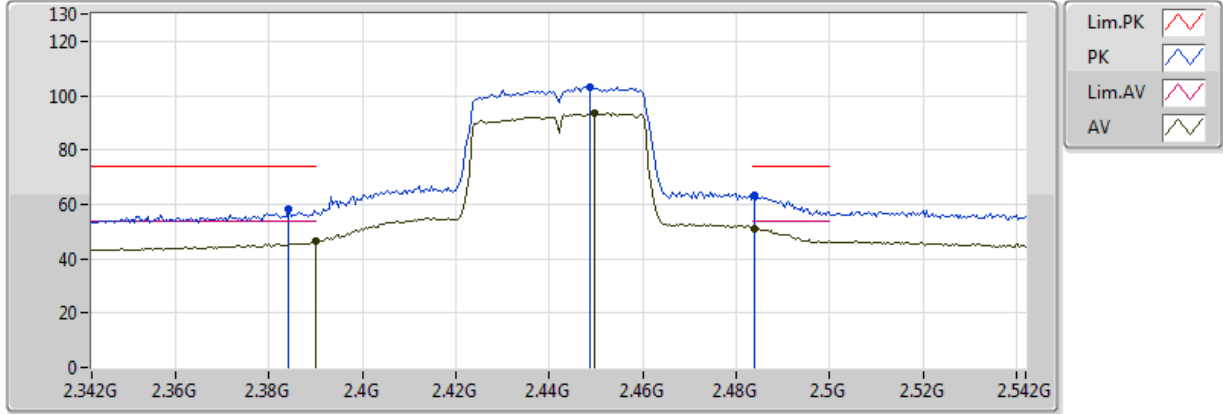


Type	Freq (Hz)	Level (dBuV/m)	Limit (dBuV/m)	Margin (dB)	Factor (dB)	Dist (m)	Condition	Azimuth (°)	Height (m)	Comments
AV	4.87556G	34.22	54.00	-19.78	2.26	3	Horizontal	336	2.77	-
PK	4.88G	46.49	74.00	-27.51	2.27	3	Horizontal	336	2.77	-

### 802.11ac VHT40\_Nss1,(MCS0)\_2TX

### 2442MHz\_TX

28/07/2018

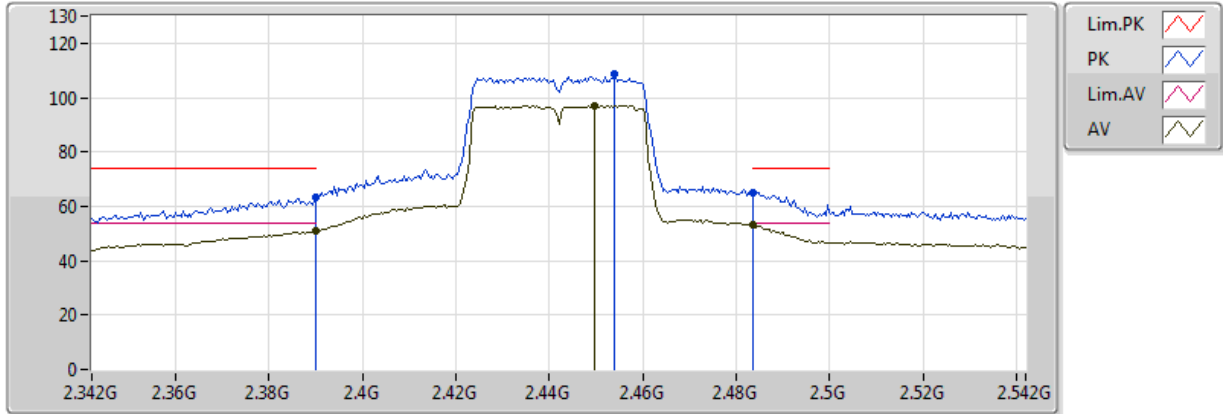


Type	Freq (Hz)	Level (dBuV/m)	Limit (dBuV/m)	Margin (dB)	Factor (dB)	Dist (m)	Condition	Azimuth (°)	Height (m)	Comments
AV	2.389998G	46.34	54.00	-7.66	30.77	3	Vertical	4	1.75	-
AV	2.4496G	93.80	Inf	-Inf	30.99	3	Vertical	4	1.75	-
AV	2.484G	51.15	54.00	-2.85	31.12	3	Vertical	4	1.75	-
PK	2.384G	58.15	74.00	-15.85	30.76	3	Vertical	4	1.75	-
PK	2.4488G	103.24	Inf	-Inf	30.99	3	Vertical	4	1.75	-
PK	2.484G	63.07	74.00	-10.93	31.12	3	Vertical	4	1.75	-

### 802.11ac VHT40\_Nss1,(MCS0)\_2TX

### 2442MHz\_TX

28/07/2018

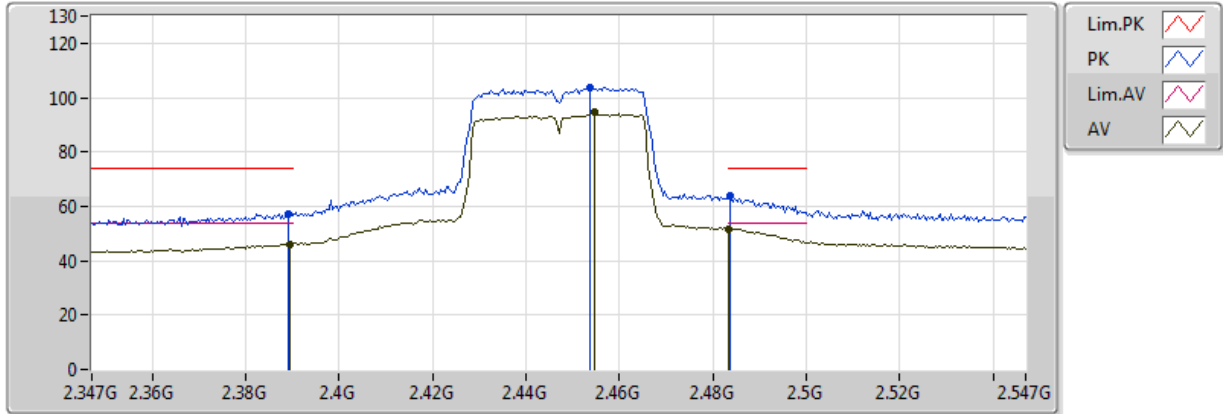


Type	Freq (Hz)	Level (dBuV/m)	Limit (dBuV/m)	Margin (dB)	Factor (dB)	Dist (m)	Condition	Azimuth (°)	Height (m)	Comments
AV	2.389998G	50.77	54.00	-3.23	30.77	3	Horizontal	145	1.22	-
AV	2.4496G	97.14	Inf	-Inf	30.99	3	Horizontal	145	1.22	-
AV	2.483502G	53.13	54.00	-0.87	31.11	3	Horizontal	145	1.22	-
PK	2.389998G	63.31	74.00	-10.69	30.77	3	Horizontal	145	1.22	-
PK	2.454G	108.68	Inf	-Inf	31.00	3	Horizontal	145	1.22	-
PK	2.483502G	65.16	74.00	-8.84	31.11	3	Horizontal	145	1.22	-

### 802.11ac VHT40\_Nss1,(MCS0)\_2TX

### 2447MHz\_TX

28/07/2018



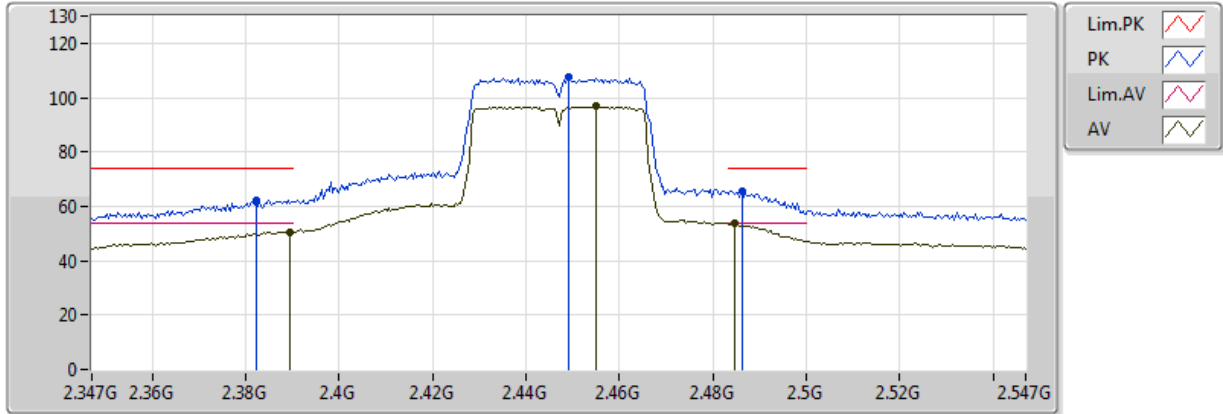
Type	Freq (Hz)	Level (dBuV/m)	Limit (dBuV/m)	Margin (dB)	Factor (dB)	Dist (m)	Condition	Azimuth (°)	Height (m)	Comments
AV	2.3894G	46.04	54.00	-7.96	30.77	3	Vertical	15	1.51	-
AV	2.4546G	94.71	Inf	-Inf	31.01	3	Vertical	15	1.51	-
AV	2.483502G	51.82	54.00	-2.18	31.11	3	Vertical	15	1.51	-
PK	2.389G	57.34	74.00	-16.66	30.77	3	Vertical	15	1.51	-
PK	2.4538G	103.71	Inf	-Inf	31.00	3	Vertical	15	1.51	-
PK	2.4838G	63.88	74.00	-10.12	31.11	3	Vertical	15	1.51	-



### 802.11ac VHT40\_Nss1,(MCS0)\_2TX

### 2447MHz\_TX

28/07/2018

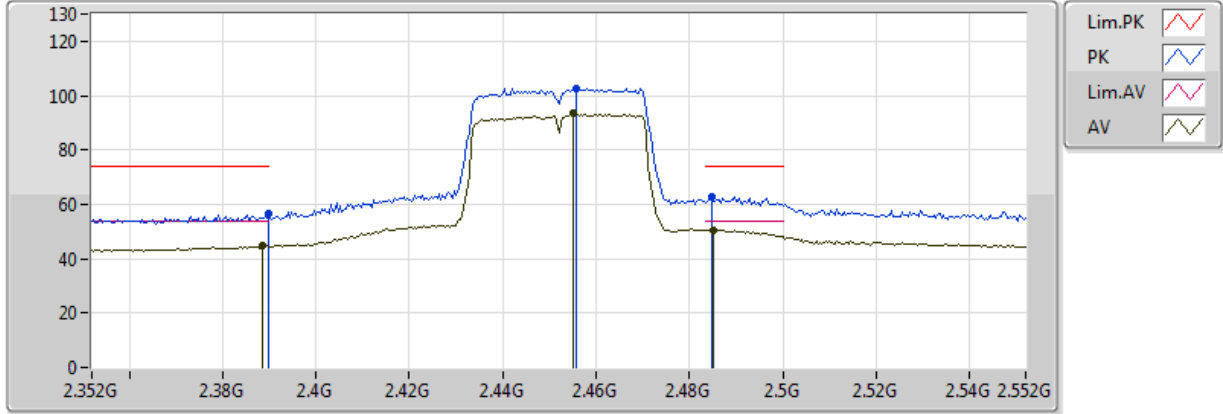


Type	Freq (Hz)	Level (dBuV/m)	Limit (dBuV/m)	Margin (dB)	Factor (dB)	Dist (m)	Condition	Azimuth (°)	Height (m)	Comments
AV	2.3894G	50.59	54.00	-3.41	30.77	3	Horizontal	142	1.24	-
AV	2.455G	97.03	Inf	-Inf	31.01	3	Horizontal	142	1.24	-
AV	2.4846G	53.61	54.00	-0.39	31.12	3	Horizontal	142	1.24	-
PK	2.3822G	62.12	74.00	-11.88	30.75	3	Horizontal	142	1.24	-
PK	2.449G	107.36	Inf	-Inf	30.99	3	Horizontal	142	1.24	-
PK	2.4862G	65.82	74.00	-8.18	31.12	3	Horizontal	142	1.24	-

### 802.11ac VHT40\_Nss1,(MCS0)\_2TX

### 2452MHz\_TX

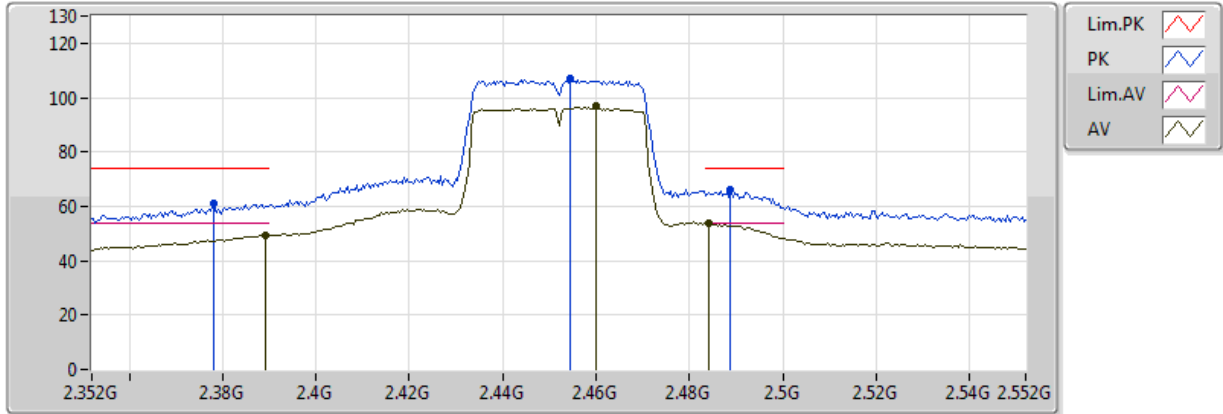
28/07/2018



Type	Freq (Hz)	Level (dBuV/m)	Limit (dBuV/m)	Margin (dB)	Factor (dB)	Dist (m)	Condition	Azimuth (°)	Height (m)	Comments
AV	2.3884G	44.76	54.00	-9.24	30.77	3	Vertical	3	1.50	-
AV	2.4552G	93.30	Inf	-Inf	31.01	3	Vertical	3	1.50	-
AV	2.4852G	50.57	54.00	-3.43	31.12	3	Vertical	3	1.50	-
PK	2.389998G	56.60	74.00	-17.40	30.77	3	Vertical	3	1.50	-
PK	2.4556G	102.79	Inf	-Inf	31.01	3	Vertical	3	1.50	-
PK	2.4848G	63.00	74.00	-11.00	31.12	3	Vertical	3	1.50	-

### 802.11ac VHT40\_Nss1,(MCS0)\_2TX 2452MHz\_TX

28/07/2018

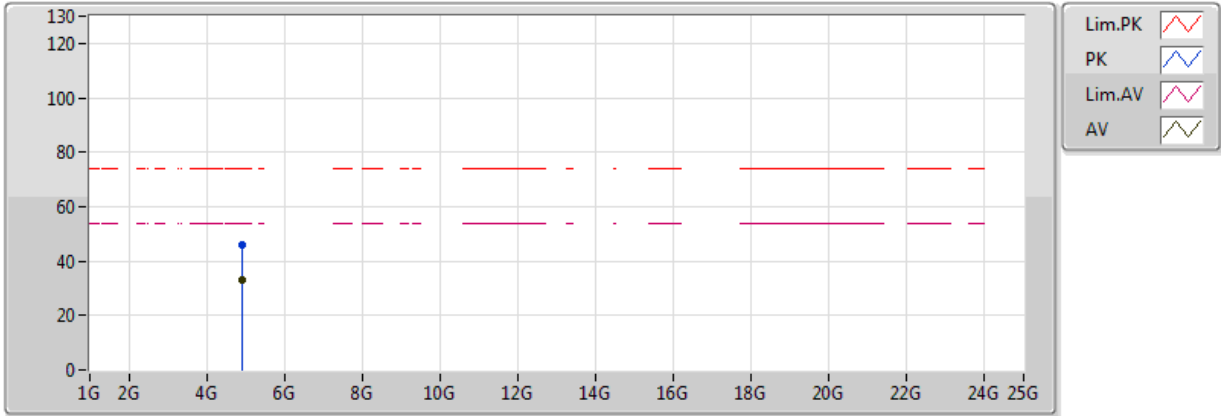


Type	Freq (Hz)	Level (dBuV/m)	Limit (dBuV/m)	Margin (dB)	Factor (dB)	Dist (m)	Condition	Azimuth (°)	Height (m)	Comments
AV	2.3892G	49.33	54.00	-4.67	30.77	3	Horizontal	140	1.26	-
AV	2.46G	96.90	Inf	-Inf	31.03	3	Horizontal	140	1.26	-
AV	2.484G	53.73	54.00	-0.27	31.12	3	Horizontal	140	1.26	-
PK	2.378G	60.94	74.00	-13.06	30.73	3	Horizontal	140	1.26	-
PK	2.4544G	107.15	Inf	-Inf	31.01	3	Horizontal	140	1.26	-
PK	2.4888G	66.37	74.00	-7.63	31.13	3	Horizontal	140	1.26	-

### 802.11ac VHT40\_Nss1,(MCS0)\_2TX

### 2452MHz\_TX

28/07/2018

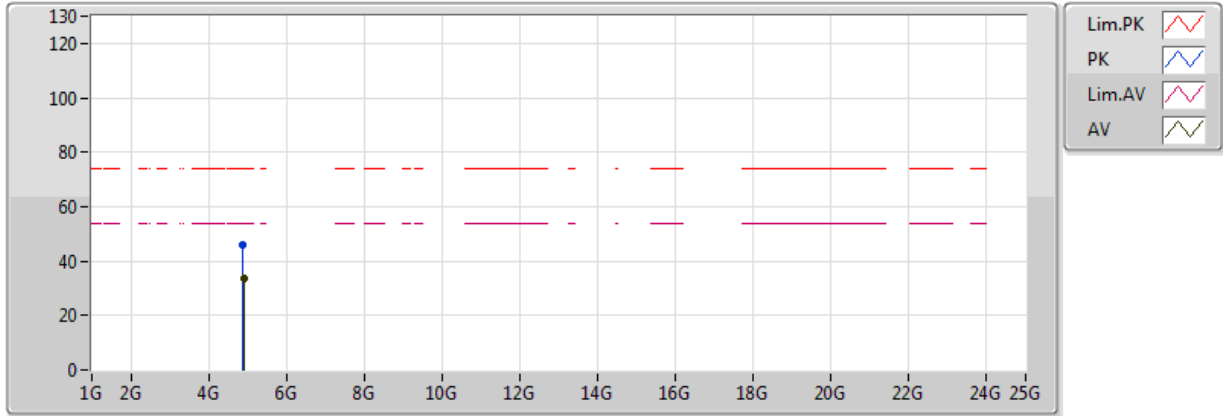


Type	Freq (Hz)	Level (dBuV/m)	Limit (dBuV/m)	Margin (dB)	Factor (dB)	Dist (m)	Condition	Azimuth (°)	Height (m)	Comments
AV	4.90868G	32.80	54.00	-21.20	2.34	3	Vertical	107	1.51	-
PK	4.9127G	45.99	74.00	-28.01	2.35	3	Vertical	107	1.85	-

### 802.11ac VHT40\_Nss1,(MCS0)\_2TX

### 2452MHz\_TX

28/07/2018



Type	Freq (Hz)	Level (dBuV/m)	Limit (dBuV/m)	Margin (dB)	Factor (dB)	Dist (m)	Condition	Azimuth (°)	Height (m)	Comments
AV	4.89734G	33.63	54.00	-20.37	2.31	3	Horizontal	334	2.97	-
PK	4.89152G	45.86	74.00	-28.14	2.30	3	Horizontal	334	2.97	-