

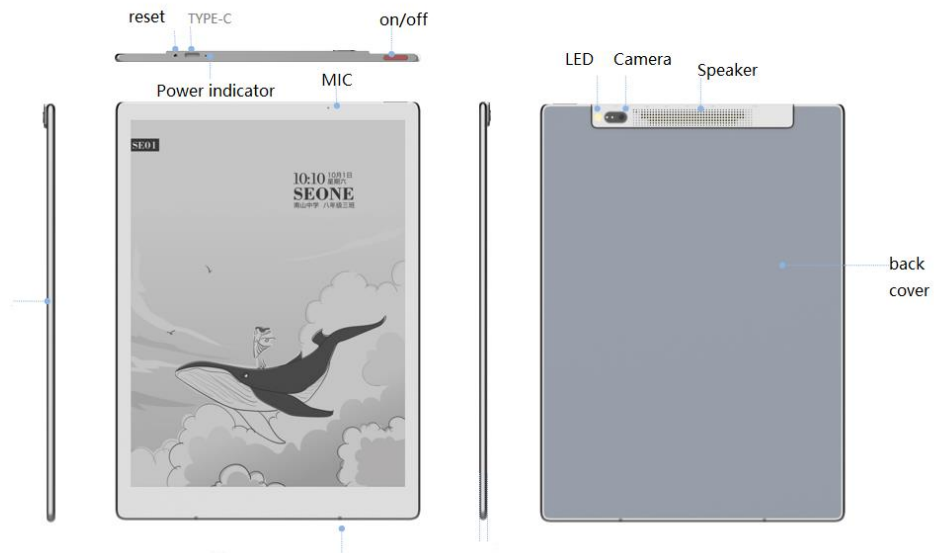
Instruction manual

1. About tablets
2. Product view
3. Setting interface
4. Network/Bluetooth connection
- 5; File copy
6. Attention
7. Product information

1. About tablets

Thank you for purchasing this product. This user manual briefly introduces the various functions of this machine, so that you can enjoy it freely and fully appreciate the value added by this product. Please read this manual carefully before use.

2. Product view



Key function:

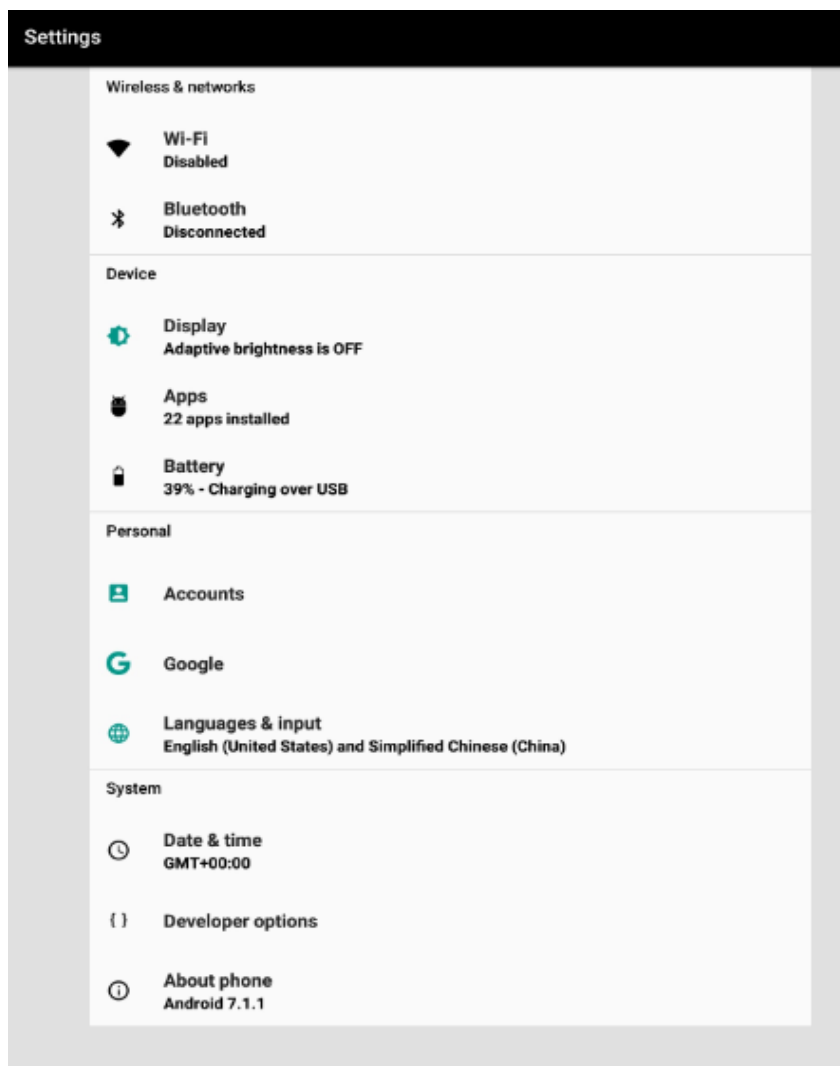
Power key

Press the power key for 3 seconds to start the device

- Press and hold the power key for 3 seconds to turn off the device.
- Press the power key and then release it immediately, and the device goes into sleep
- Press the power key and release it immediately to wake up the sleep state

Press and hold the power key for 8 seconds to force restart

3. Setting interface



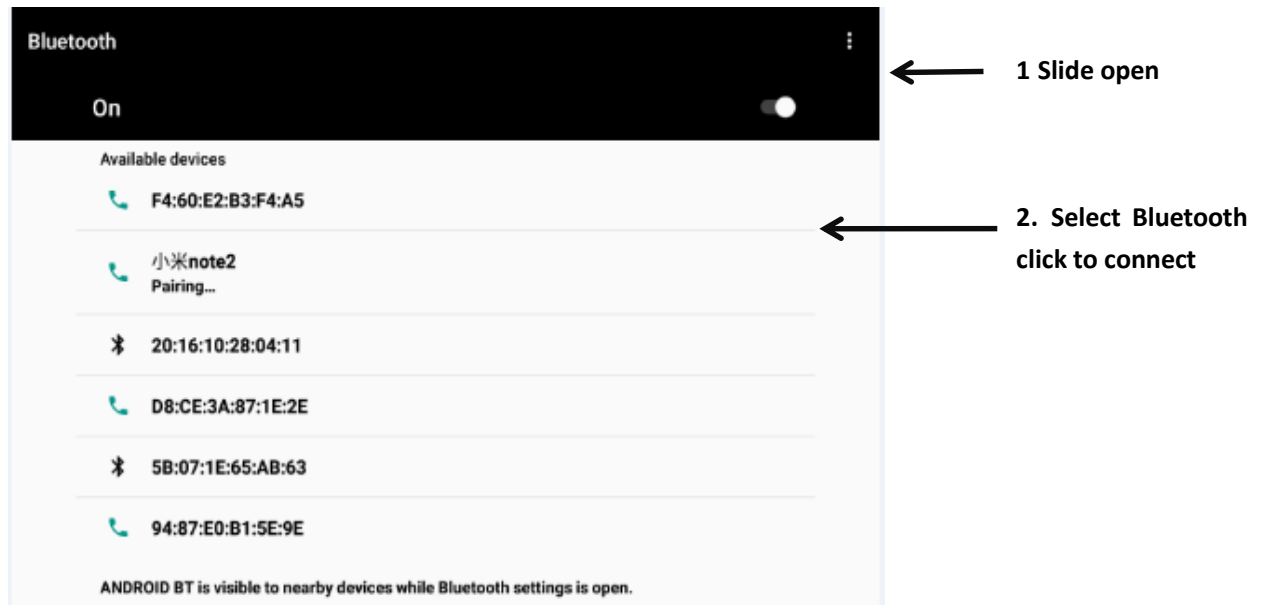
4. Network/Bluetooth connection

Open the setting and click WI-FI or enter the WI-FI interface from the drop-down



Bluetooth:

Open Bluetooth in settings or enter from the drop-down menu



5. File copy

Use the TYPE-C cable to connect the computer and directly drag the file into the internal storage.

6. Attention

Screen saver:

The display screen of this device is a screen, and the surface layer is not protected by a glass layer. It is a fragile part. Please

Do not directly hit, squeeze, press the screen, or fall from a high place on a hard surface. If the display screen is broken, please stop

Stop using and contact the official or other qualified professionals for replacement.

Do not disassemble and replace by yourself.

Qualified accessories:

Only batteries, chargers and other accessories that meet the safety standards of this equipment are allowed to be used. Please refer to Product configuration parameters. The equipment damage caused by using incompatible accessories shall be borne by yourself.

Keep away from liquids:

This equipment is not waterproof. Please do not expose the equipment to damp environment or use the product in the rain,

Keep away from any corrosive liquid.

Do not disassemble:

The battery of this equipment cannot be replaced. Do not disassemble it by yourself to avoid damage to the structure or screen.

7. Product information

- Model: SHERD-01-9BA
- Operating system: customized version based on ANDROID 11
- Main chip: RK3566
- Body capacity: 32GB
- Operating memory: 2GB
- USB interface: USB type-c
- Display screen: 10.3 inch ink screen 1680 * 2240 resolution
- Battery information: 3.8V rechargeable polymer lithium-ion battery 3700mAh
- Wireless network: 802.11 A/B/G/N+Bluetooth 4.2+GPS

FCC Statement

This device complies with Part 15 of the FCC Rules. Operation is subject to the following two conditions:

(1) This device may not cause harmful interference.

(2) This device must accept any interference received, including interference that may cause undesired operation.

2. Changes or modifications not expressly approved by the party responsible for compliance could void the user's authority to operate the equipment.

Note: This equipment has been tested and found to comply with the limits for a class B digital device, pursuant to Part 15 of the FCC Rules. These limits are designed to

provide reasonable protection against harmful interference in a residential installation.

This equipment generates uses and can radiate radio frequency energy and,if not installed and used in accordance with the instructions,may cause harmful interference to radio communications.However,there is no guarantee that interference will not occur in a particular installation.if this equipmemt does cause harmful interference to radio or television reception,which can be determined by turning the equipment off and on,the user is encouraged to try to correct the interference by one or more of the following measures:

- Reorient or relocate the receiving antenna.
- Increase the separation between the equipment and receiver.
- Connect the equipment into an outlet on a circuit different from that to which the receiver is connected.
- Consult the dealer or an experienced radio/TV technician for help.

Operations in the 5.15-5.25GHz band are restricted to indoors usage only.