



Testing Report

Customer Name: suzhou NQi network communication LTrd

Product Name:

Sample Model:

Reference Standard: *GB/T 9410-2008; ANSI/IEEE Std149-1979*

Issue Date: 2023.6. 30

Engineer: Dave wang	Date: 2023-6-30
Auditor:	Date:
Approver:	Date:

Version

Version No.	Date	Description	Formulate	Approval
A0	2023.06. 30	For the first time, formulate	Zkris	Eason

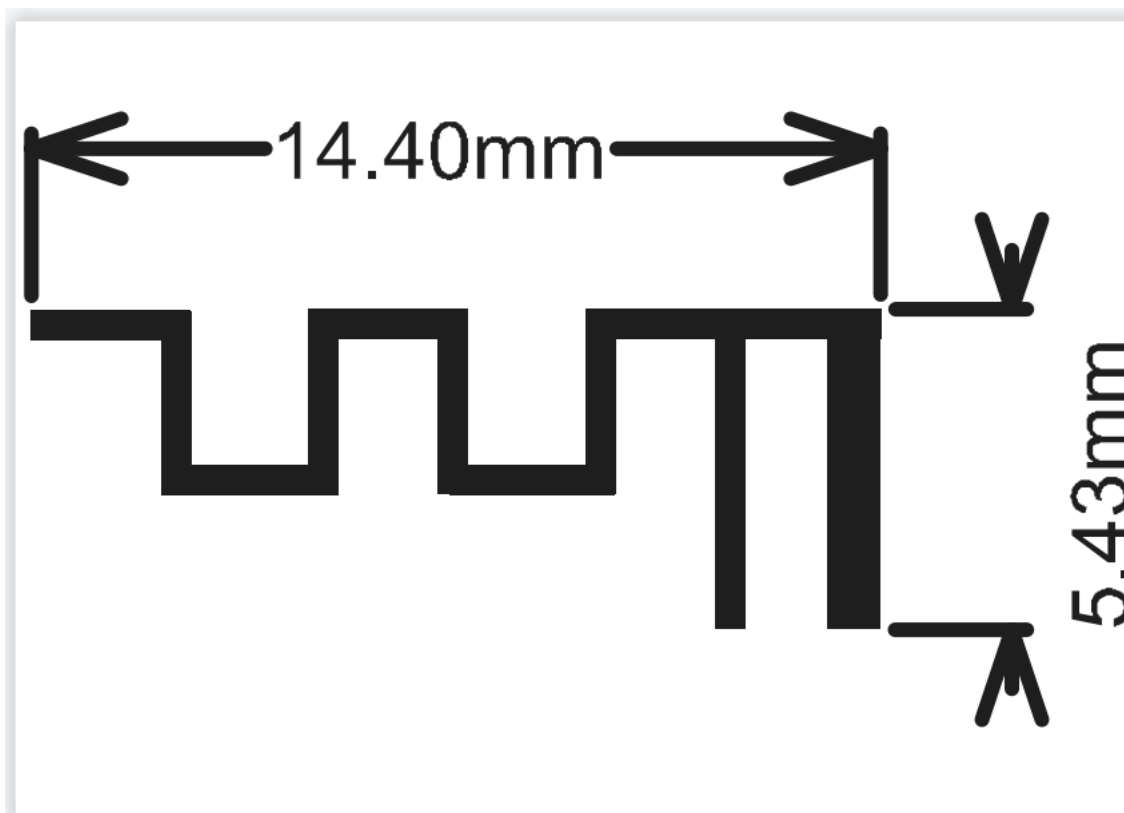
Contents

- 1.General Information3
 - 1.1 General information of testing institutions3
 - 1.2 Testing principle3
 - 1.3 Test equipment4
 - 1.4 Test environment4
 - 1.5 Statement4
- 2. Sample Information5
 - 2.1 Client information5
 - 2.2 Description of EUT(S)5
 - 2.3 EUT appearance6
 - 2.4 EUT setup photo of free space OTA testing6
- 3. Test Results7
 - 3.1 Test standard7
 - 3.2 Test uncertainty7
 - 3.3 Test data8
 - 3.3.1 VSWR parameters8
 - 3.3.2 VSWR data8
 - 3.3.3 Typical free space efficiency and gain8
 - 3.3.4 Typical free space radiation pattern9
 - (The following is blank) 10

1.3 Test equipment and test product information

Equipment	Model No.	Serial No.	Manufacturer	Calibration date	Next calibration date
OTA Test System	RayZone-5000	RFI-LAB-RF-D00	GTS	2023.3.14	2025.3.13
Network Analyzer	E5071C	RFI-LAB-RF-D01	KEYSIGHT	2023.5.11	2024.5.10
Network Analyzer	E5071C	RFI-LAB-RF-C02	KEYSIGHT	2023.5.11	2024.5.10

1.4 Antenna Size:



1.4 Test environment

Temperature	22.5°C
Humidity	58%RH

1.5 Statement

- (1) The test results in the report are only applicable to the tested samples and the tested samples work under the environment described in the report.
- (2) Any objection to this report shall be raised within 30 days after formal confirmation of the report.
- (3) This report is invalid if there is any evidence that the sample information provided is falsified.
- (4) The report is invalid without the signature of the auditor and approver.

2. Sample Information


2.1 Description of EUT(S)

Product Name	Seakool P1
Sample Model	HG-P004
Antenna Type	PCB Antenna
Test Item	VSWR; Antenna gain; Efficiency; Radiation pattern
Frequency Range	2400-2500MHz
Received Date	2023.06.08
Test Date	2023.06.13
Remark	The length of the RF cable is 90mm

2.2 EUT appearance



2.3 EUT setup photo of free space OTA testing



3. Test Results

3.1 Test standard

Name	Parameter	Method	Standard no.
Mobile communication antenna	Antenna gain	Generic specification for antennas used in the mobile communications	GB/T 9410-2008
	Radiation pattern		
	VSWR		
Antenna	Radiation efficiency	IEEE Standard Test Procedures for Antennas	ANSI/IEEE Std 149- 1979
	Gain and directivity		

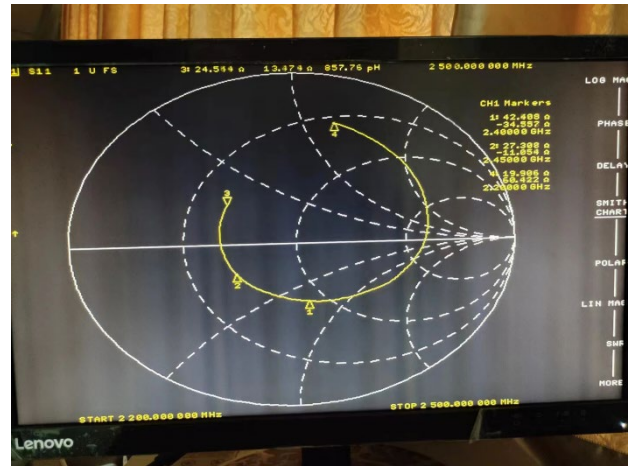
3.2 Test uncertainty

The uncertainty was calculated on the basis of the GUM published by ISO, using the inclusion factor of $K=2$ and the 95% confidence level to express the extended uncertainty.

Item	Uncertainty
VSWR	± 0.3
Antenna gain	$\pm 0.72\text{dB}$
Radiation efficiency	$\pm 0.72\text{dB}$

3.3 Test data

3.3.1 VSWR parameters



3.3.2 VSWR data

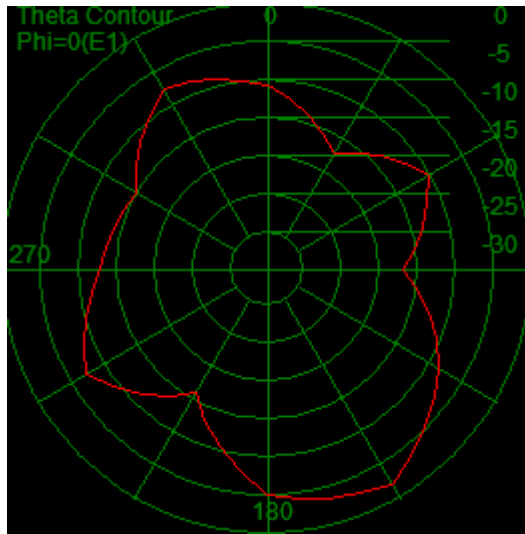
Frequency/ MHz	2400	2450	2500
EFF	13.5%	14.6%	15.1%

3.3.3 Typical free space efficiency and gain

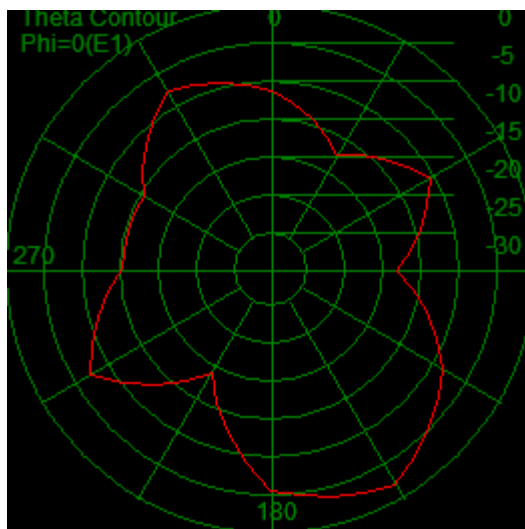
Frequency/ MHz	2400	2410	2420	2430	2440	2450	2460	2470	2480	2490	2500
Peak Gain/dBi	-0.97	-0.62	-0.15	-0.83	-0.55	-0.25	-0.17	-0.89	-0.64	-0.49	-0.20
Efficiency/%	13.84	13.51	13.58	14.04	14.68	14.78	14.34	15.79	15.18	15.99	1529

3.3.4 Typical free space radiation pattern

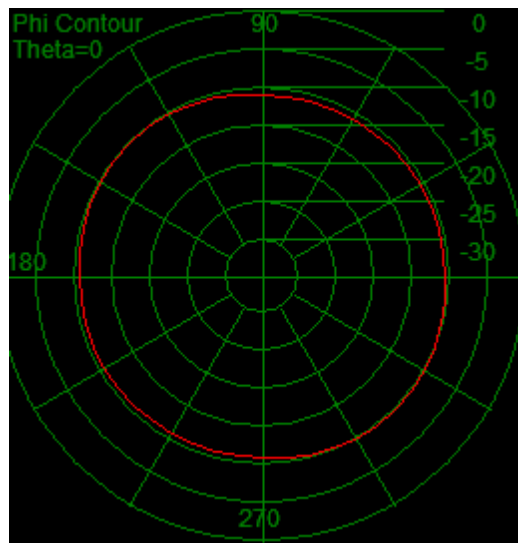
(1) X-Z Plane(unit:dBi):



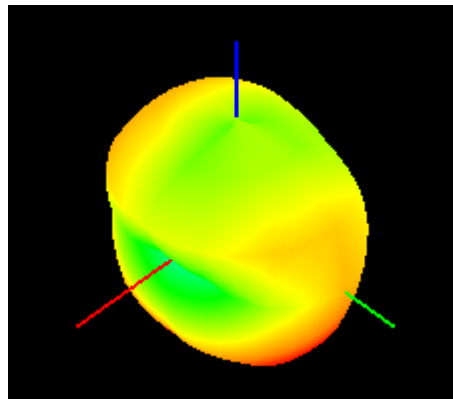
(2) Y-Z Plane(unit:dBi):



(3) X-Y Plane(unit:dBi):



(4) Typical Free Space 3D Radiation Pattern at 2.5GHz(unit:dBi):



End

(The following is blank)