




# CAUGHT STEALING

POP TIME DATA COLLECTION SYSTEM

## Quick Start Guide



### Setup




- 1: Ensure that all devices and your iPhone are charged completely before starting
- 2: Scan QR Code. Download and install the Caught Stealing™ App
- 3: Create in-app Player Profile
- 4: Enter the  **DEVICE LIST** screen and tap the **CREATE NEW GROUP** button to select your three devices and group them with your custom name  
(Scan QR Code for further instructions)

### Fitting Sensors

1. Insert the throwing trigger into the throwing strap neoprene and install onto the back of the throwing wrist of the catcher, with the printed hand on the throwing trigger toward the throwing hand.
2. Insert the Catcher's device into one of the glove strap neoprenes and install onto the back strap of the Catcher's mitt.
3. Insert the Fielder's device into the other glove strap neoprene and install onto the back strap of the Fielder's glove.

### Collecting PopTimes

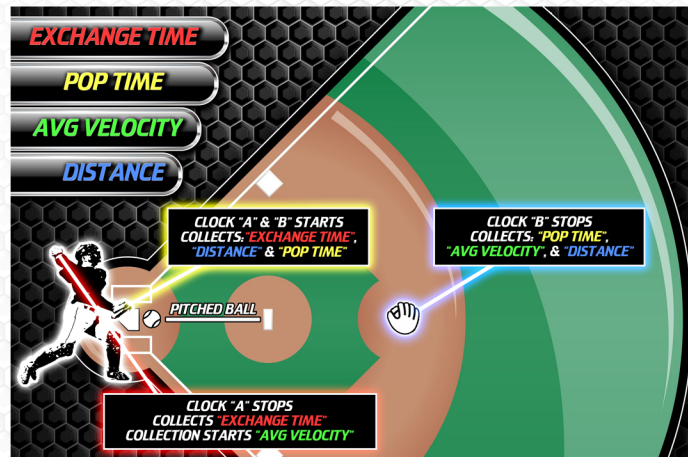
From the Caught Stealing™ app's main screen, tap the  **START NEW SESSION** button.

1. Select the  **START** button and  **WAIT** for the  **THROW** indicator to display.
2. Catch the ball - The PopTimer clock starts when a ball is caught.
3. Throw the ball - Exchange time is collected when the ball is thrown.
4. Fielder catches the ball - Pop time, average velocity and distance are collected when the fielder catches the ball, or the Pop-Target™ accessory target is triggered.
5. Exchange time, Pop time, velocity, and distance are displayed on screen.
6. Optional video capture with data overlay is available with different subscriptions found at [www.CaughtStealing.com](http://www.CaughtStealing.com)

*Where Accuracy Counts*

### Product Summary

The PopTimer PRO100™ is a training tool that measures a catcher's exchange time, pop time, average velocity and distance between players. The player simply uses the Caught Stealing™ app to capture and record throwing stats to their account while having the ability to share to the leadboard and/or upload via email and video. Player profiles as well as video and pop time history can also be shared via the Caught Stealing™ app.



### Notices

Caught Stealing™ products contain lithium-ion batteries which are sensitive to excessive heat. Do not immerse or expose the device or its battery to heat above 50° C (122° F), or incinerate the battery. Do not attempt to remove the battery. Do not use or charge the product at ambient temperatures lower than 0° C (32° F) or higher than 40° C (104° F). Do not immerse or expose the device or its battery to water or other liquids, which can cause a short circuit and overheating.

### FCC Compliance Statements

This Device complies with part 15 of the FCC Rules. Operation is subject to the following two conditions: (1) this device may not cause harmful interference, and (2) this device must accept any interference received, including interference that may cause undesired operation.

This device contains licence-exempt transmitter(s)/receiver(s) that comply with ISCED Canada licence-exempt RSS(s). Operation is subject to the following two conditions: (1) This device may not cause interference. (2) This device must accept any interference, including interference that may cause undesired operation of the device.

Le présent appareil est conforme aux CNR d'ISCE Canada applicables aux appareils radio exempts de licence. L'exploitation est autorisée aux deux conditions suivantes : (1) l'appareil ne doit pas produire de brouillage, et (2) l'appareil doit accepter tout brouillage radioélectrique subi, même si le brouillage est susceptible d'en compromettre le fonctionnement.

FCC ID: 2A9WT-CS2, 2A9WT-CSW  
IC: 30031-CS2, 30031-CSW  
Model: PopTimer PRO100™

