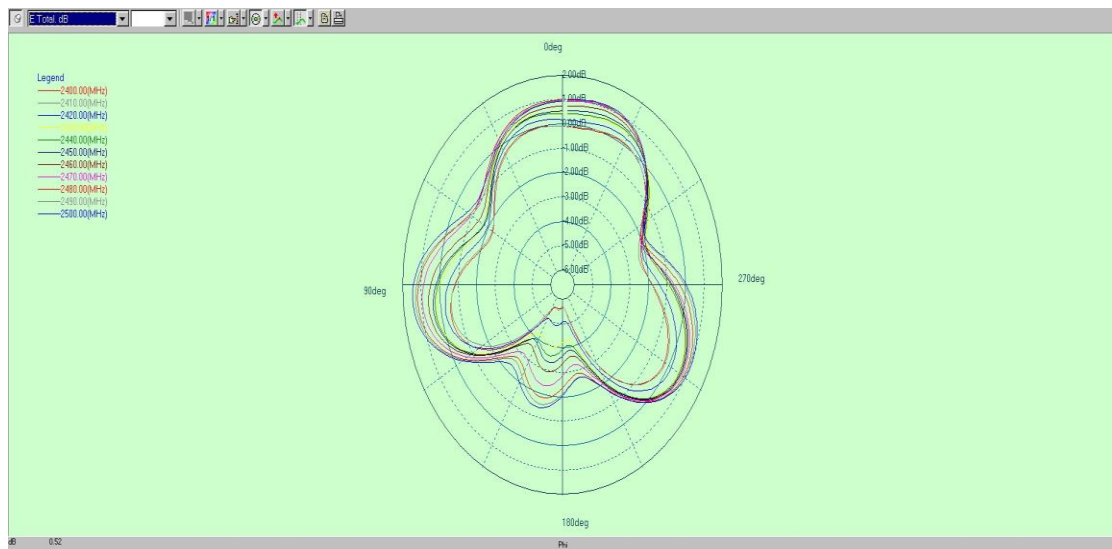
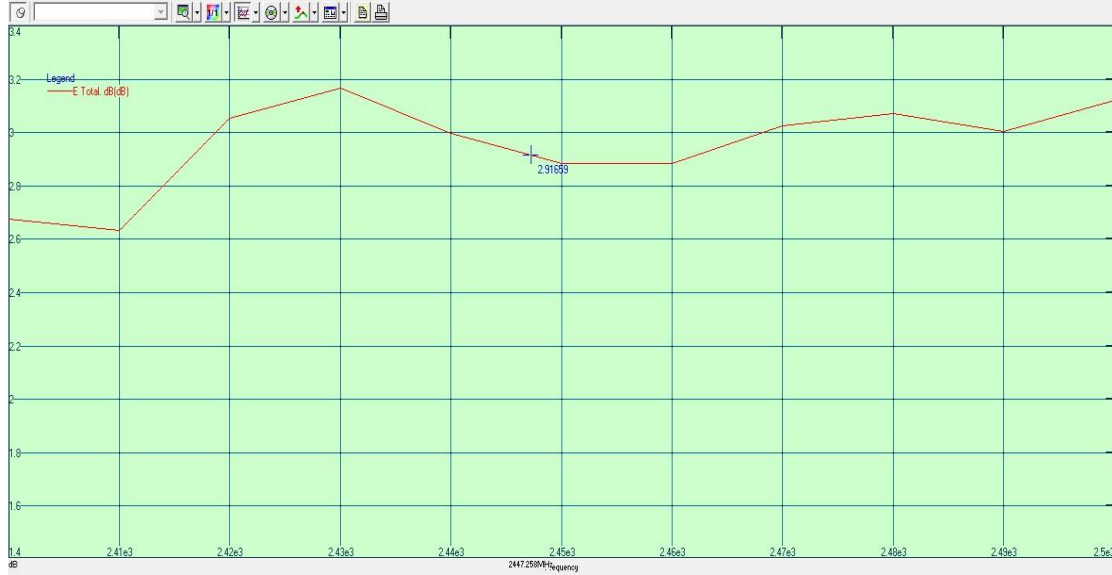


## ANT TEST DATA

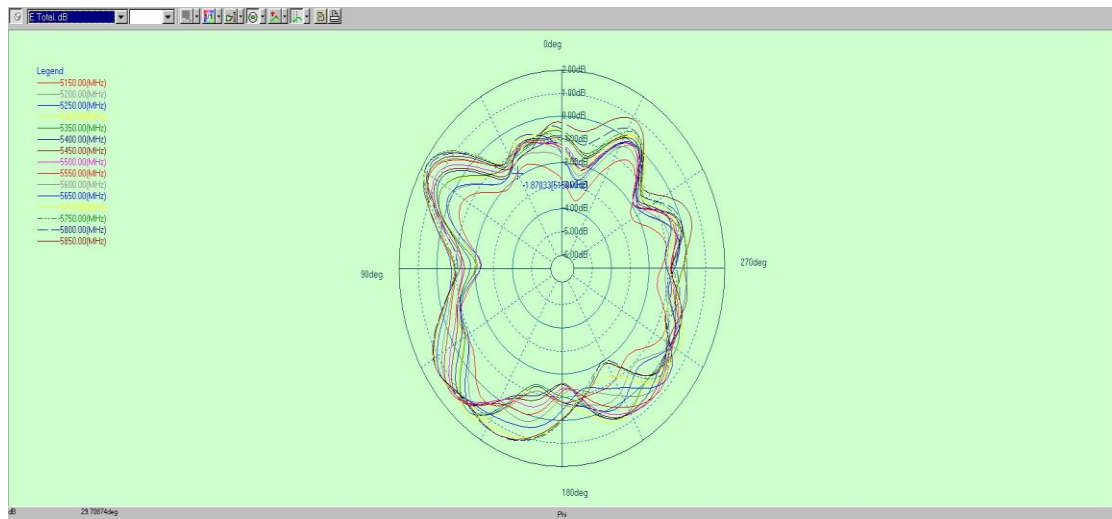
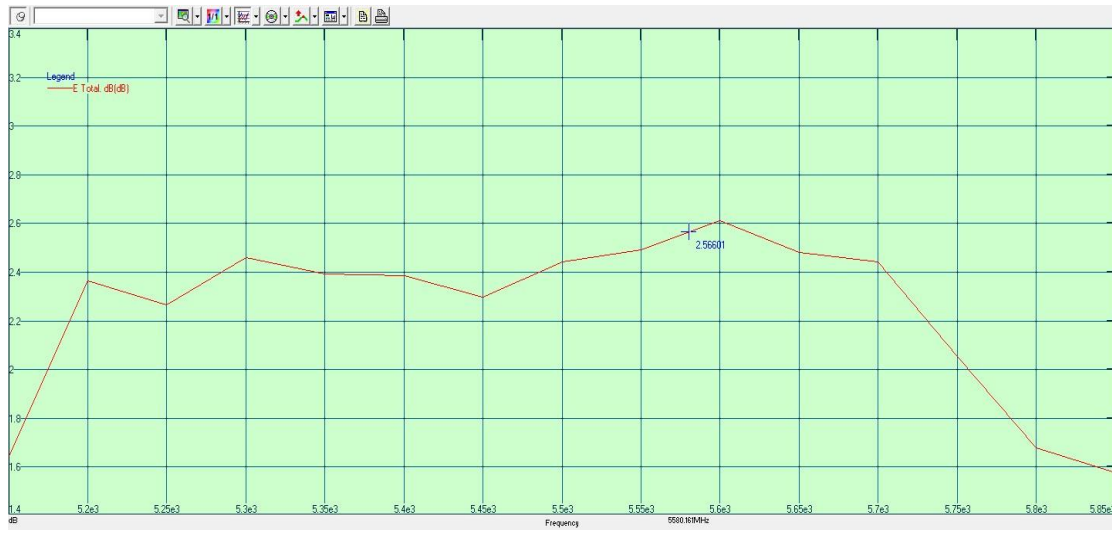
### Passive test data

| Frequency | E Total. dB(dBi) | MIN (dBi) | Efficiency( ) |
|-----------|------------------|-----------|---------------|
| 2400MHz   | 2.67             | -32.70    | 75%           |
| 2410MHz   | 2.63             | /         | 75%           |
| 2420MHz   | 3.06             | /         | 77%           |
| 2430MHz   | 3.17             | /         | 79%           |
| 2440MHz   | 3.00             | /         | 78%           |
| 2450MHz   | 2.89             | -31.08    | 78%           |
| 2460MHz   | 2.88             | /         | 79%           |
| 2470MHz   | 3.03             | /         | 79%           |
| 2480MHz   | 3.07             | /         | 80%           |
| 2490MHz   | 3.00             | /         | 79%           |
| 2500MHz   | 3.12             | -20.26    | 79%           |
| 5150MHz   | 1.65             | -32.47    | 40%           |
| 5200MHz   | 2.36             | /         | 43%           |
| 5250MHz   | 2.26             | /         | 41%           |
| 5300MHz   | 2.46             | /         | 43%           |
| 5350MHz   | 2.39             | /         | 41%           |
| 5400MHz   | 2.39             | /         | 40%           |
| 5450MHz   | 2.30             | /         | 40%           |
| 5500MHz   | 2.44             | /         | 41%           |
| 5550MHz   | 2.49             | -27.54    | 42%           |
| 5600MHz   | 2.61             | /         | 43%           |
| 5650MHz   | 2.48             | /         | 45%           |
| 5700MHz   | 2.44             | /         | 45%           |
| 5750MHz   | 2.05             | /         | 44%           |
| 5800MHz   | 1.68             | /         | 43%           |
| 5850MHz   | 1.58             | -28.54    | 42%           |

## 2.4G BAND



## 5G BAND



## Sample Photo

