

## 2A9VB-PIB260 External Photo

The following figures provide external views of the DUT (2A9VB-PIB260) with/without the front cover and its interface locations.

### ❖ 2A9VB-PIB260 External Photo (with Front Cover)

Figure 1 Back Side View (with Front Cover)




Figure 2 Front Side View (with Front Cover)



Figure 3 Left Side View (with Front Cover)



Figure 4 Right Side View (with Front Cover)



Figure 5 Top Side View (with Front Cover)





Figure 6 Bottom Side View (with Front Cover)



❖ 2A9VB-PIB260 External Photo (without Front Cover)

Figure 7 Back Side View (without Front Cover)




Figure 8 Front Side View (without Front Cover)



Figure 9 Left Side View (without Front Cover)



Figure 10 Right Side View (without Front Cover)



Figure 11 Top Side View (without Front Cover)




Figure 12 Bottom Side View (without Front Cover)



## ❖ 2A9VB-PIB260 Antenna & User Access Interface Location

Figure 13 External Photo (Front-view without Front Cover)

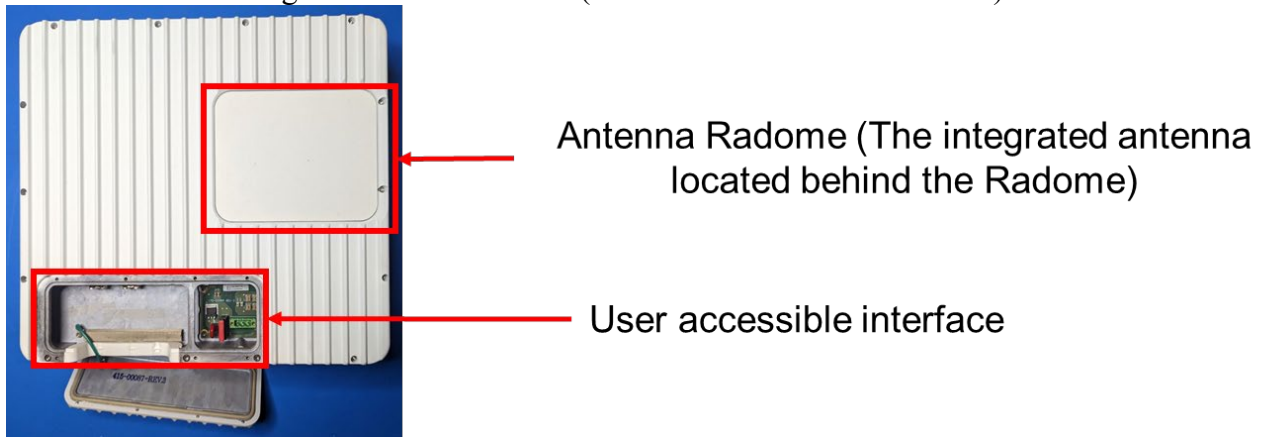


Figure 14 User Accessible Interface Location

