



Shenzhen Yuhong Industrial Co.,Ltd

Antenna specification

CUSTOMER NAME: Huizhou Chuangrongfa Industrial Co., LTD

CUSTOMER P/N:

PRODUCT P/N: RF565A

PRODUCT NAME: BT antenna

Description: BT2400 PCBA antenna

REV: 1.0

S I G N	APPROVED BY	CHECKED BY	DRAMN

S I G N	QE	R&D	PE



Contents

- 1、 **Specification Table**
- 2、 **Product Drawing**
- 3、 **Test Report**
- 4、 **project design**




1, Specification Table

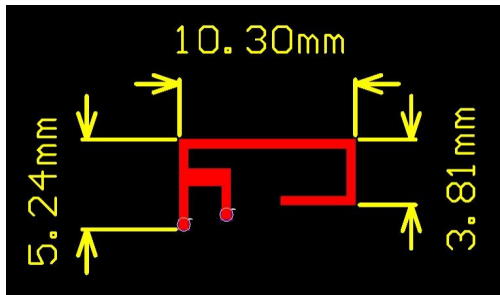
Main technical specifications	
Frequency Range (MHZ)	2400-2480
Impedance(Ω)	50
Gain(dBi)	2 ± 1
VSWR	≤ 2.2
Polarization	Linear
Radiation	Omni-directional
Connector Type	Weld
Antenna cover	PCBA
Operating Temp	-20°C~+70°C
Storage Temp	-20°C~+60°C



2, Product drawing

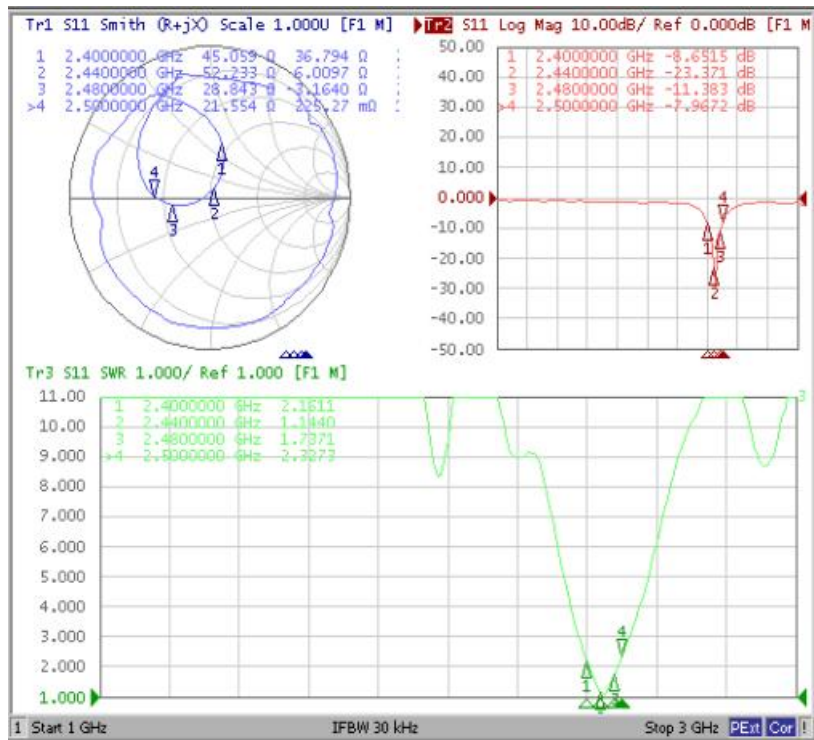


2.1 Antenna size



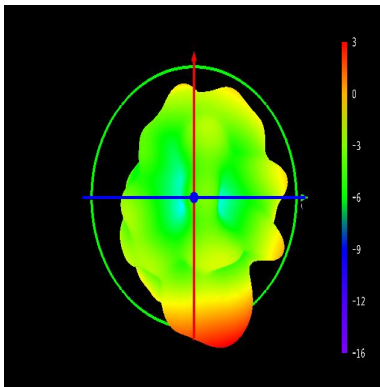
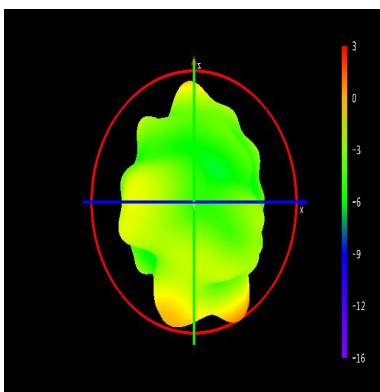
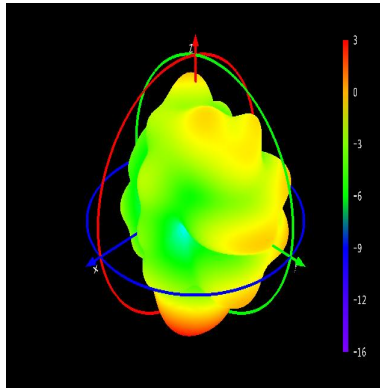
3、 Test report

3.1: Network analyzer test parameters

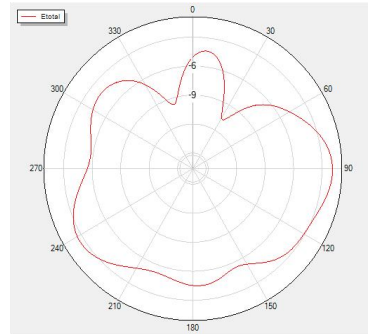




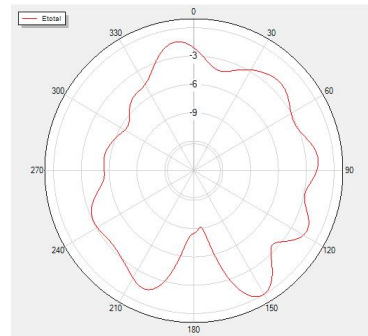
3.2: 2D、3DRaditation Pattern



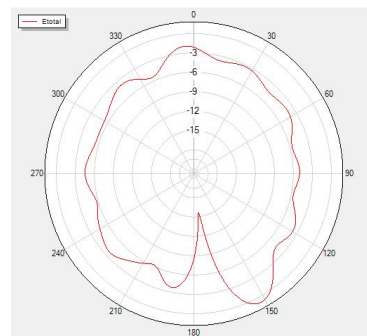
Theta=90 Freq=2440MHz



Phi=90 Freq=2440MHz




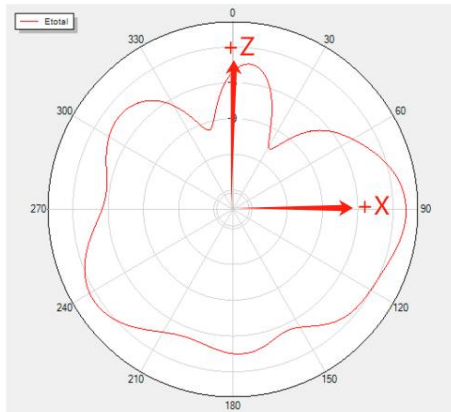

Phi=0 Freq=2440MHz





Annex A Test Setup Photos





3.3: Antenna gain

Freq (MHz)	Gain (dbi)
2400	1.36
2410	1.51
2420	1.69
2430	1.96
2440	2.06
2450	2.13
2460	2.10
2470	1.97
2480	1.47

4, project design

