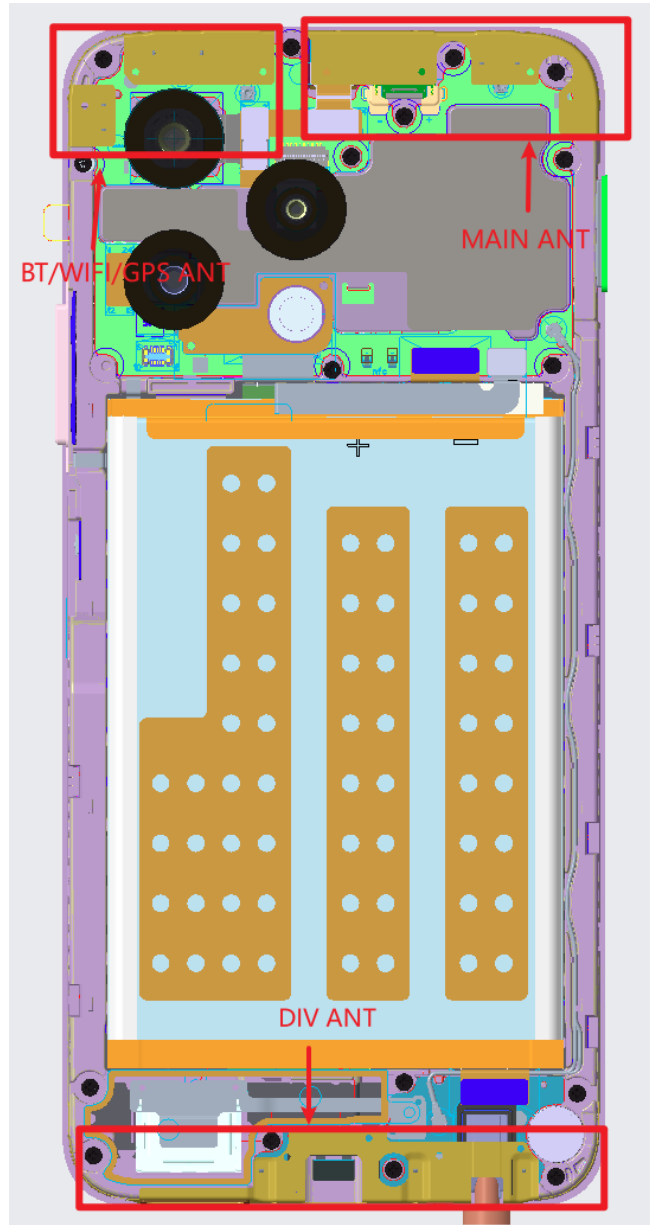


SPECIFICATION

Ant. type(IFA): YES
DATE: 20240327
DATASHEET REVISION: V1.0
MANUFACTURE: Welletronics Communication Technology Co.,Ltd
ADDRESS: Room 101, Building A11, Phase II, Software New City, Yanta District, Xi 'an, Shanxi

Test Engineer : Tandeming

Antenna Placement



Summary table

Check Items	Information	Page
Manufacturer	Welletronics Communication Technology Co.,Ltd	1
Antenna pattern / Test data (Tx Antenna, Rx antenna, GPS, WiFi6E, etc)	Included frequency, antenna gain, type	4-5
Test Setup	Test Environment, list of calibrated test equipment	6-8

Antenna Performance

GPS/WIFI/BT ANT (TX antenna)

Description Antenna Model name : X674-312-01C01

Frequency Range	1560-1600MHz; 2400-2500MHz; 5150-5850MHz;
Impedance	50Ω
Peak Gain	-0.7dBi
Admitted Power	N/A
Cable	N/A
Antenna Type	IFA
Connector	N/A
Process	N/A

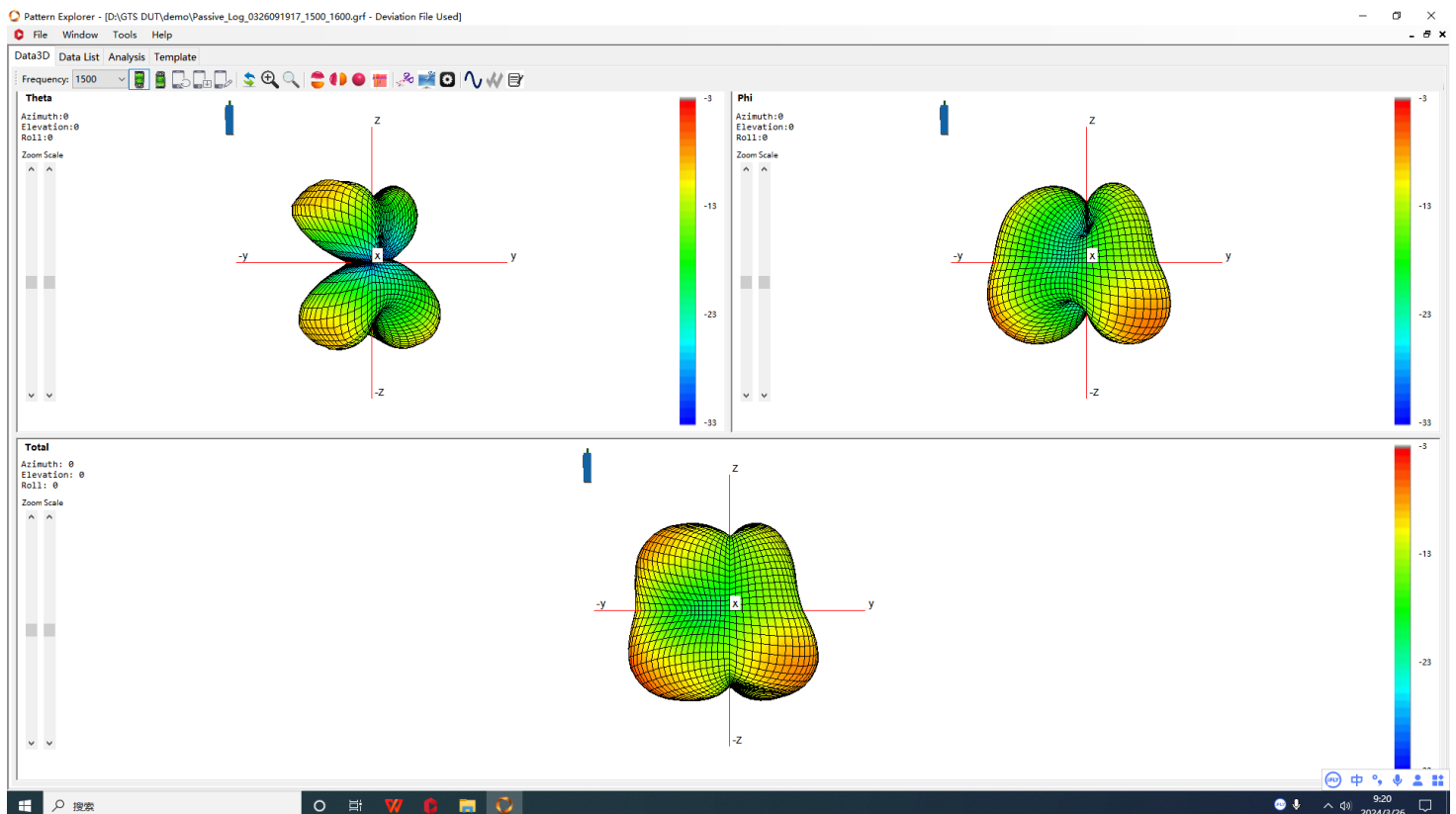
Antenna Efficiency(test in anechoic chamber)

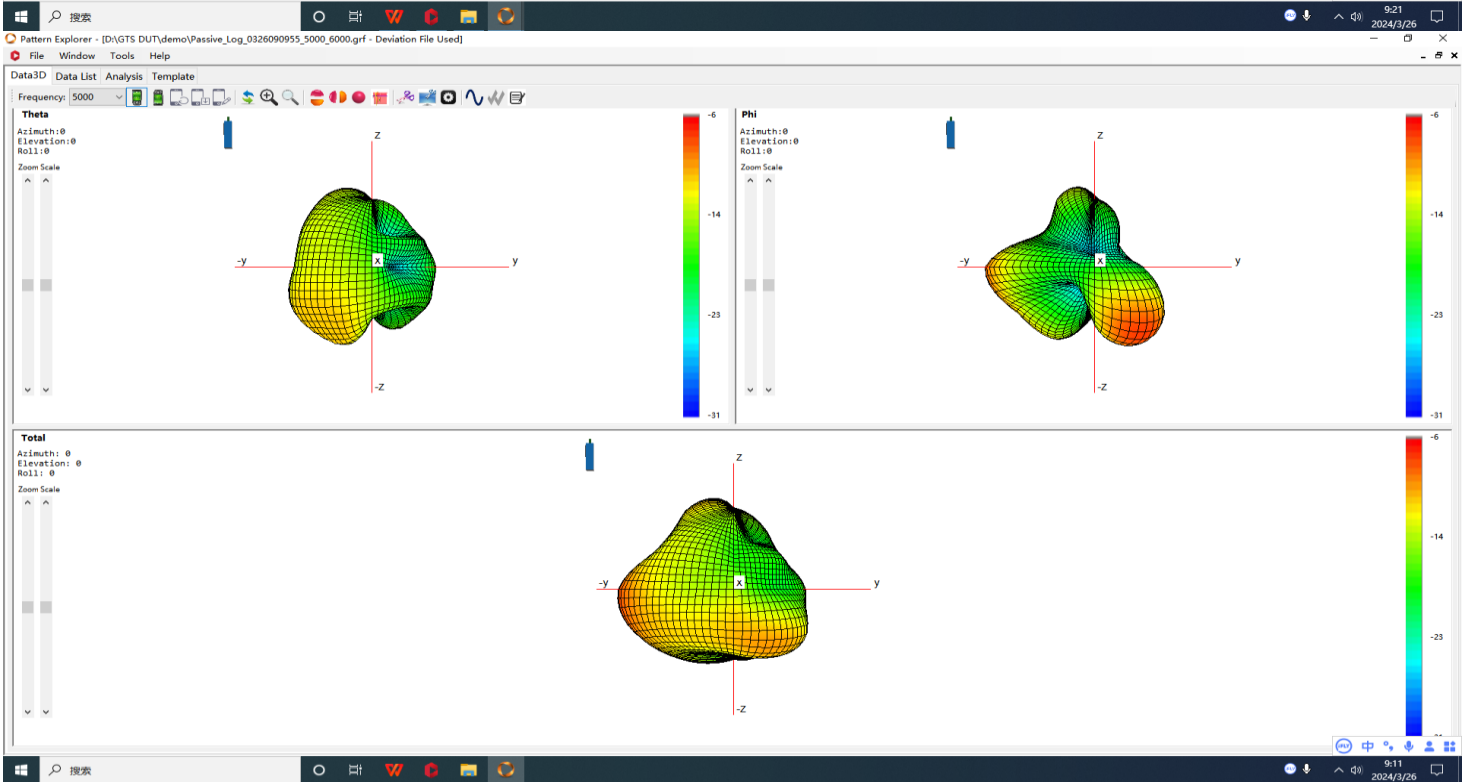
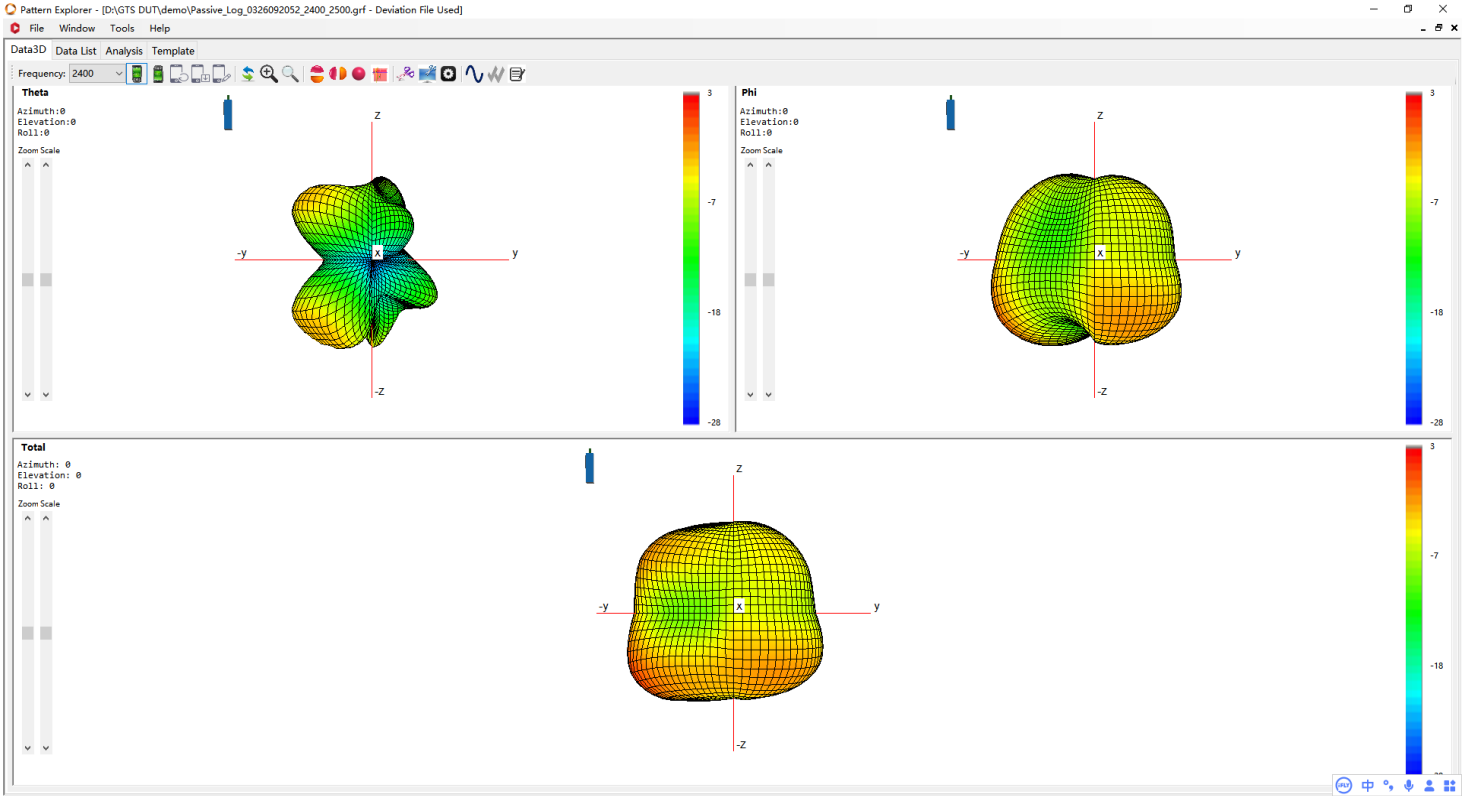
Freq(MHz)	Effi(dB)
1560	-5.4
1570	-5.7
1580	-6.0
1590	-6.8
1600	-7.0
2400	-4.0
2410	-4.3
2420	-5.0
2430	-5.7
2440	-5.7
2450	-5.7
2460	-5.6
2470	-5.5
2480	-5.2
2490	-4.7
2500	-4.8

5150	-6.1
5200	-6.8
5250	-6.8
5300	-6.1
5350	-6.2
5400	-6.6
5500	-5.9
5550	-6.0
5600	-5.5
5650	-5.2
5700	-5.2
5750	-5.7
5800	-5.8
5850	-5.8

Freq(MHz)	Gain(dBi)
850	-1.74
900	-1.46
1800	-0.7
1900	0.64
W1	0.64
W2	0.64
W5	-1.74
W8	-1.46
LTE-B1	0.64
LTE-B2	0.64
LTE-B3	-0.7
LTE-B4	-0.7
LTE-B5	-1.74
LTE-B7	-3.62
LTE-B8	-1.46
LTE-B20	-1.74
LTE-B28	-1.71
LTE-B40	-0.86
LTE-B41	0.32
2.4G WIFI	1.58
5G WIFI	0.35
GPS	-0.39

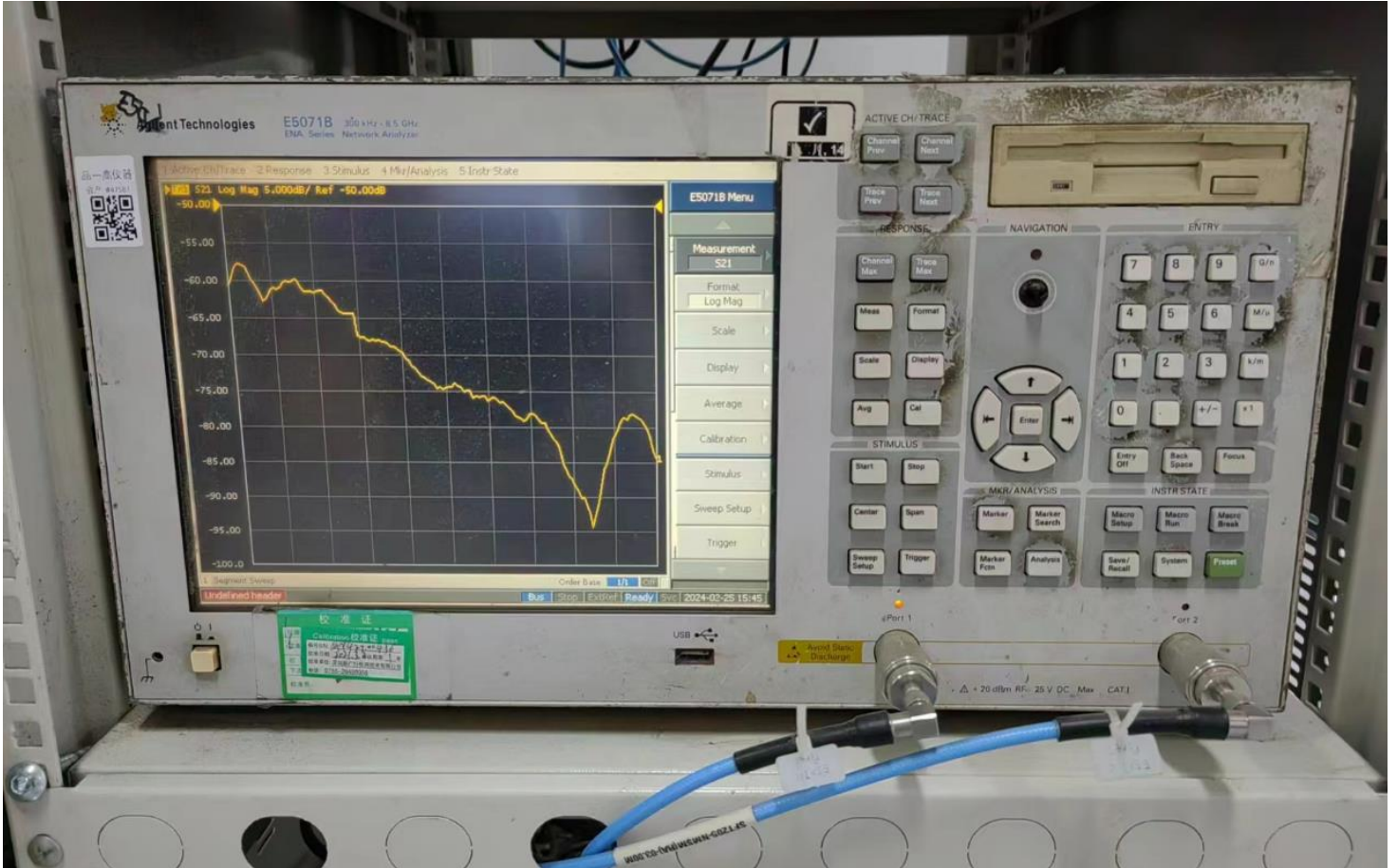
Antenna 3D Radiation Pattern






Test setup

Test Environment, list of calibrated test equipment



KEYSIGHT E5071B↑




ROHDE&SCHWARZ CMW500↑



Agilent GSS6300M ↑





GTS1800 ↑

Welletronics Communication Technology Co. ,Ltd

Application Date: 2024-3-27

Calibration Date : 20240326