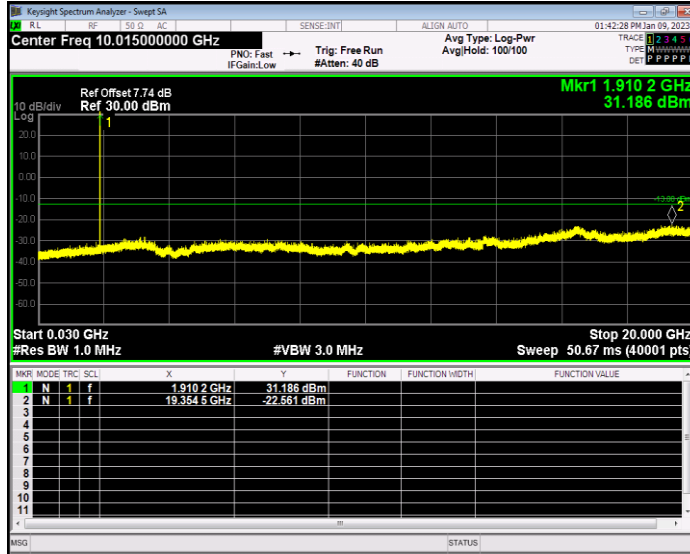
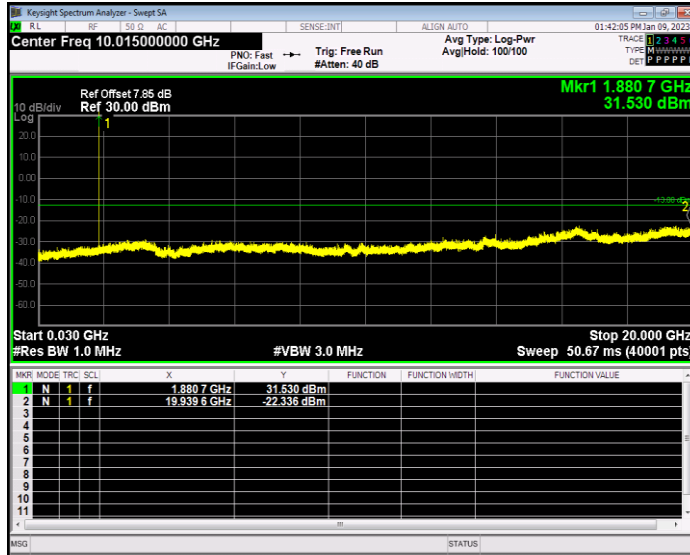


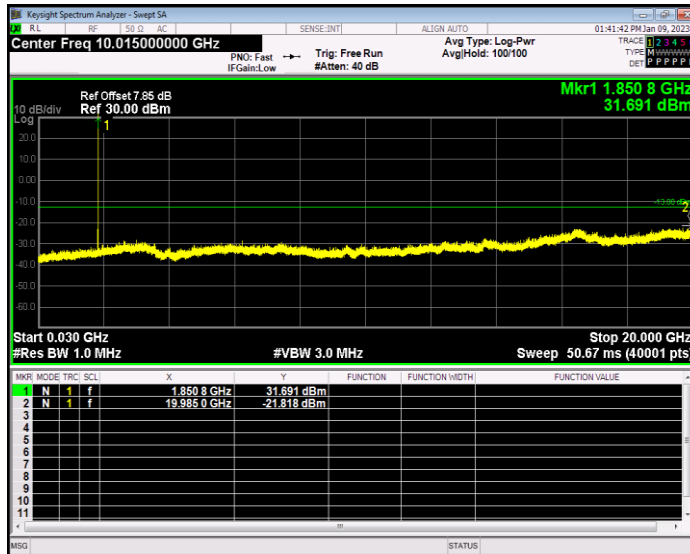
GSM1900 Channel=810



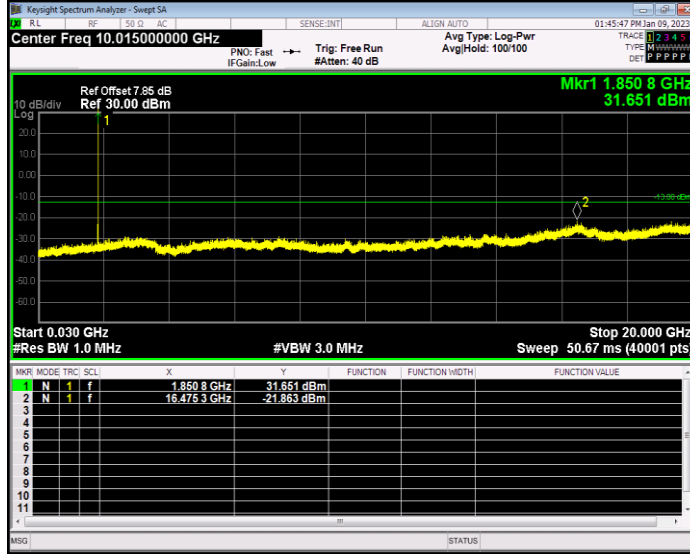
GSM1900 Channel=661



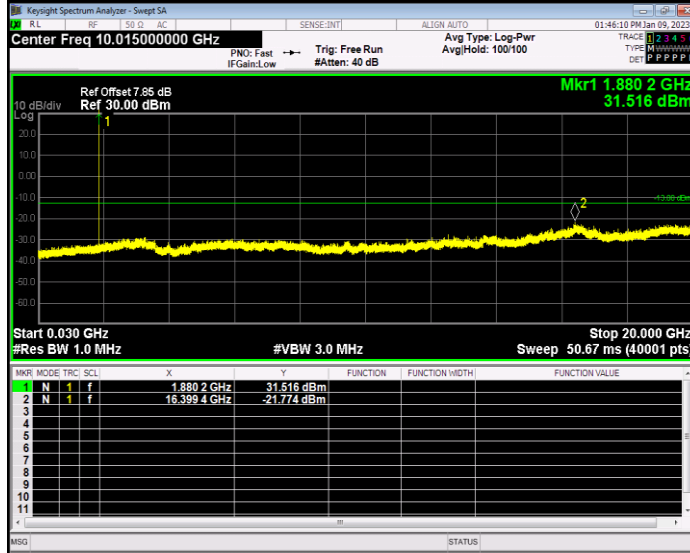
GSM1900 Channel=512



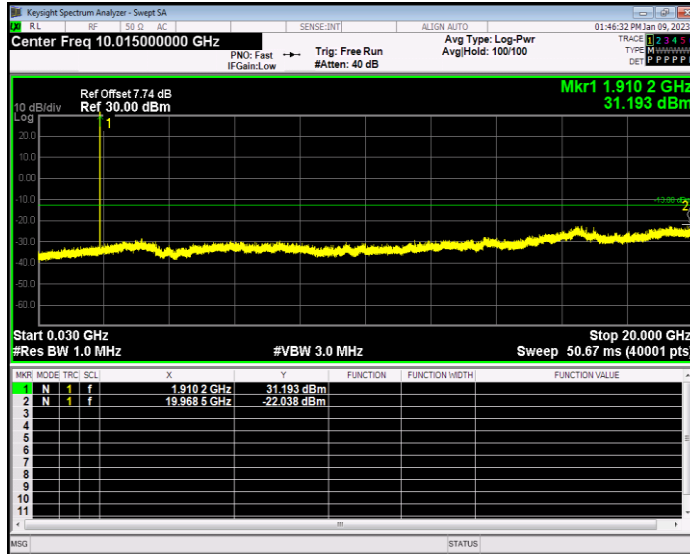
GPRS1900 Channel=512



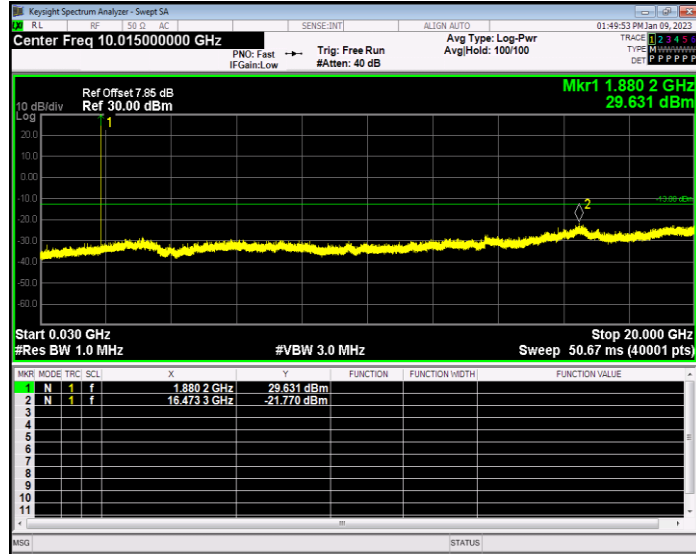
GPRS1900 Channel=661



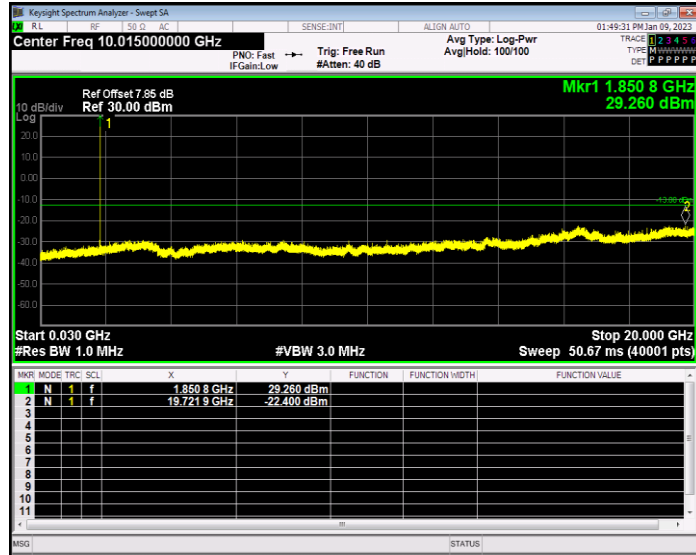
GPRS1900 Channel=810



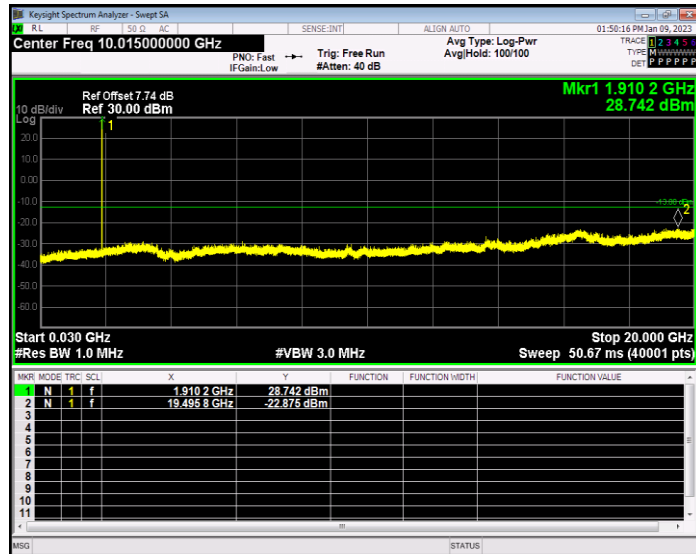
EGPRS1900 Channel=661



EGPRS1900 Channel=512

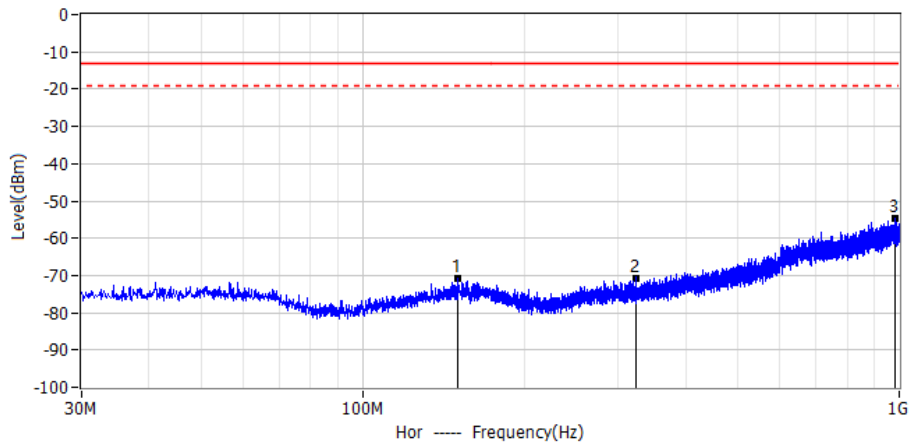


EGPRS1900 Channel=810

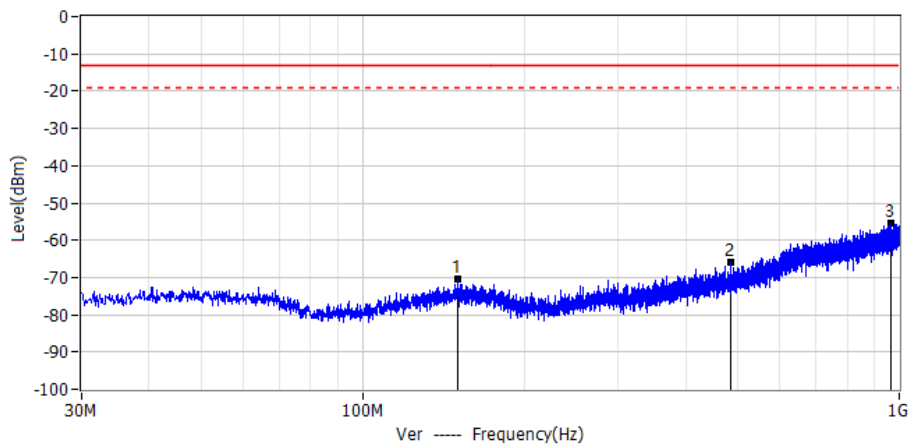


FIELD STRENGTH OF SPURIOUS RADIATION

Project: LGT23A013	Test Engineer: Dylan.shi
EUT: Smart phone	Temperature: 15.6°C
M/N: A151	Humidity: 47%RH
Test Voltage: Battery	Test Data: 2023-01-17
Test Mode: GSM 850 Highest	
Note:	

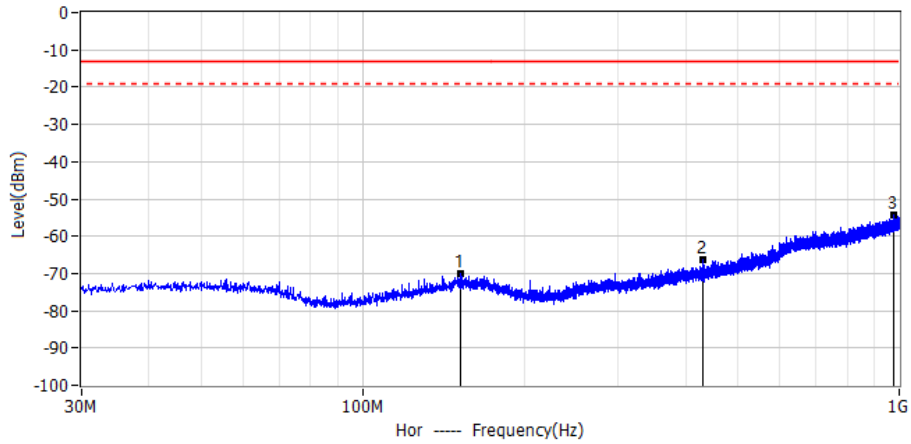


No.	Frequency	Level dBm	Limit dBm	Margin dB	Detector	Polar
1*	150.401MHz	-70.79	-13.00	-57.79	PK	Hor
2*	322.819MHz	-70.60	-13.00	-57.60	PK	Hor
3*	979.509MHz	-54.56	-13.00	-41.56	PK	Hor

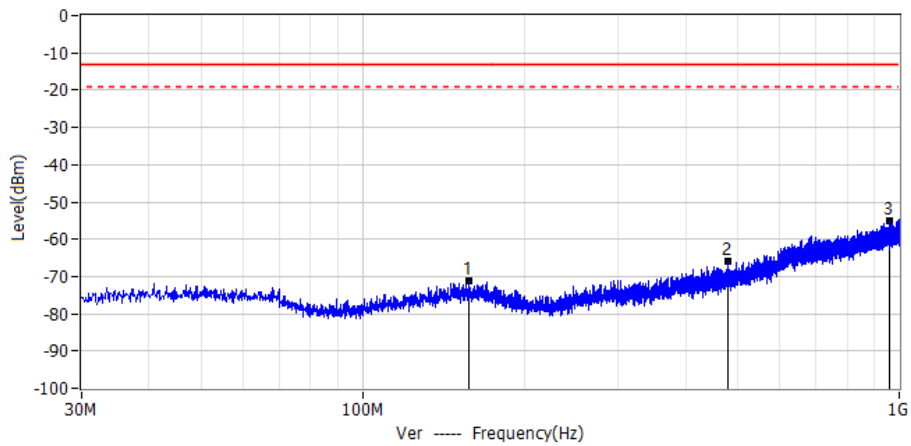


No.	Frequency	Level dBm	Limit dBm	Margin dB	Detector	Polar
1*	150.280MHz	-70.42	-13.00	-57.42	PK	Ver
2*	484.324MHz	-66.06	-13.00	-53.06	PK	Ver
3*	966.414MHz	-55.28	-13.00	-42.28	PK	Ver

Project: LGT23A013	Test Engineer: Dylan.shi
EUT: Smart phone	Temperature: 15.6°C
M/N: A151	Humidity: 47%RH
Test Voltage: Battery	Test Data: 2023-01-17
Test Mode: GSM 850 Lowest	
Note:	

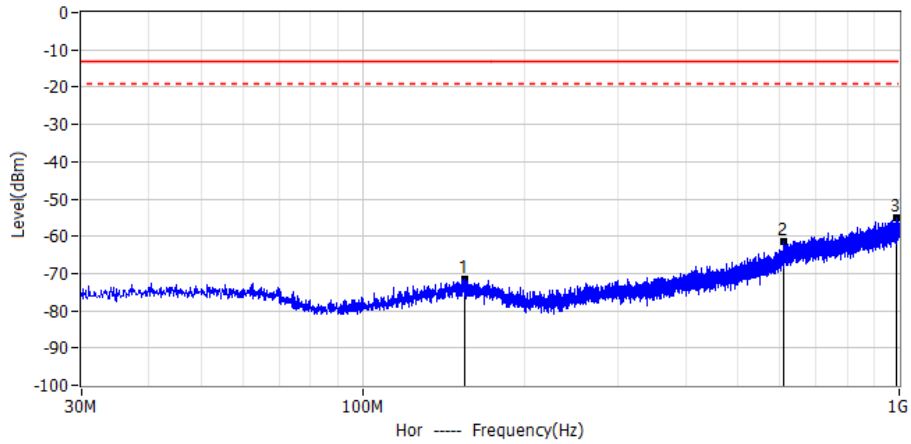


No.	Frequency	Level dBm	Limit dBm	Margin dB	Detector	Polar
1*	152.463MHz	-70.14	-13.00	-57.14	PK	Hor
2*	431.944MHz	-66.23	-13.00	-53.23	PK	Hor
3*	978.418MHz	-54.41	-13.00	-41.41	PK	Hor

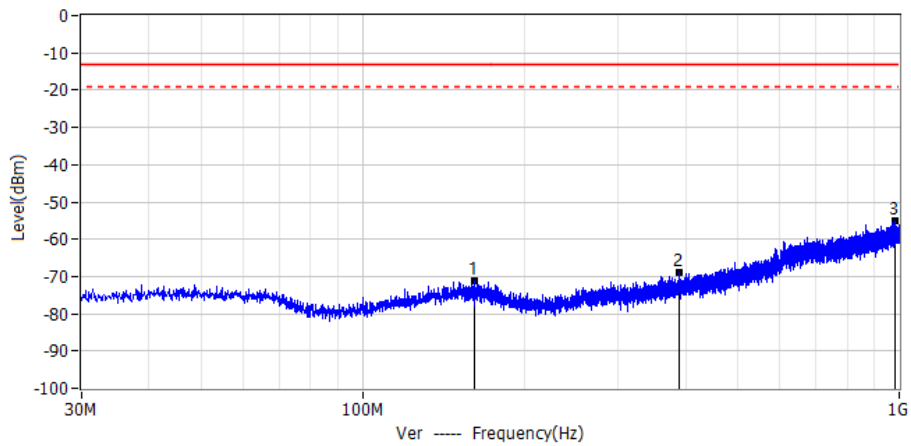


No.	Frequency	Level dBm	Limit dBm	Margin dB	Detector	Polar
1*	158.040MHz	-71.10	-13.00	-58.10	PK	Ver
2*	479.595MHz	-66.00	-13.00	-53.00	PK	Ver
3*	956.471MHz	-55.09	-13.00	-42.09	PK	Ver

Project: LGT23A013	Test Engineer: Dylan.shi
EUT: Smart phone	Temperature: 15.6°C
M/N: A151	Humidity: 47%RH
Test Voltage: Battery	Test Data: 2023-01-17
Test Mode: GSM 850 Middle	
Note:	

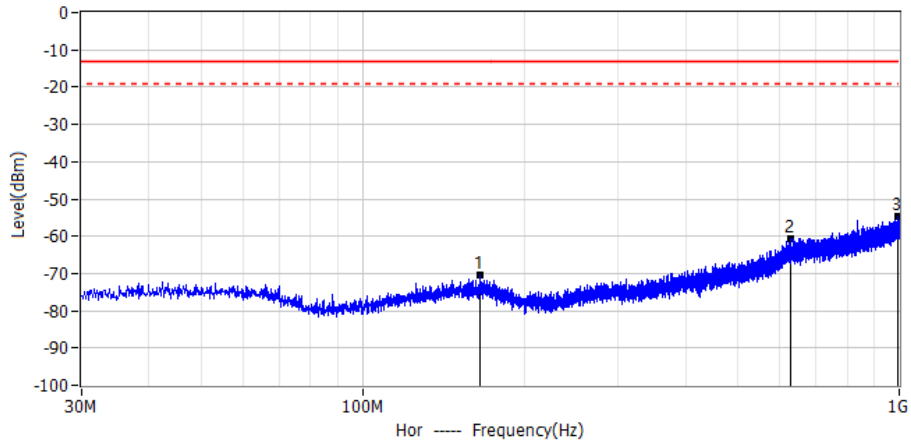


No.	Frequency	Level dBm	Limit dBm	Margin dB	Detector	Polar
1*	155.373MHz	-71.47	-13.00	-58.47	PK	Hor
2*	610.424MHz	-61.49	-13.00	-48.49	PK	Hor
3*	987.390MHz	-55.17	-13.00	-42.17	PK	Hor

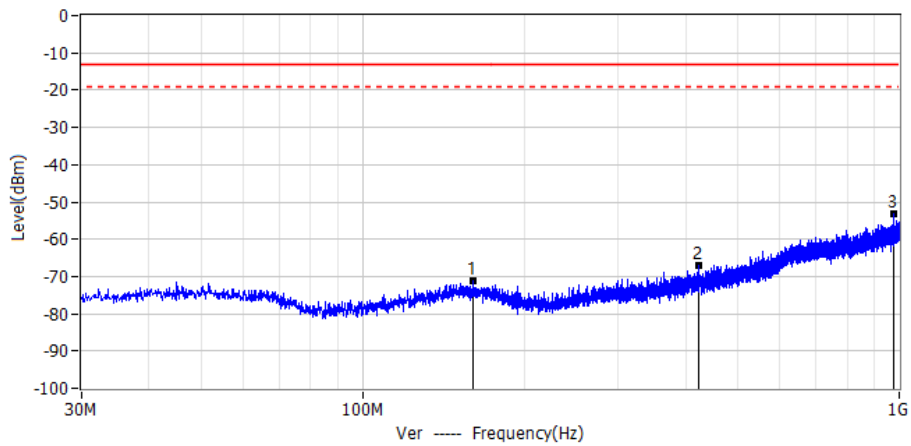


No.	Frequency	Level dBm	Limit dBm	Margin dB	Detector	Polar
1*	161.314MHz	-71.17	-13.00	-58.17	PK	Ver
2*	388.536MHz	-68.89	-13.00	-55.89	PK	Ver
3*	981.570MHz	-54.92	-13.00	-41.92	PK	Ver

Project: LGT23A013	Test Engineer: Dylan.shi
EUT: Smart phone	Temperature: 15.6°C
M/N: A151	Humidity: 47%RH
Test Voltage: Battery	Test Data: 2023-01-17
Test Mode: GSM 1900 Highest	
Note:	

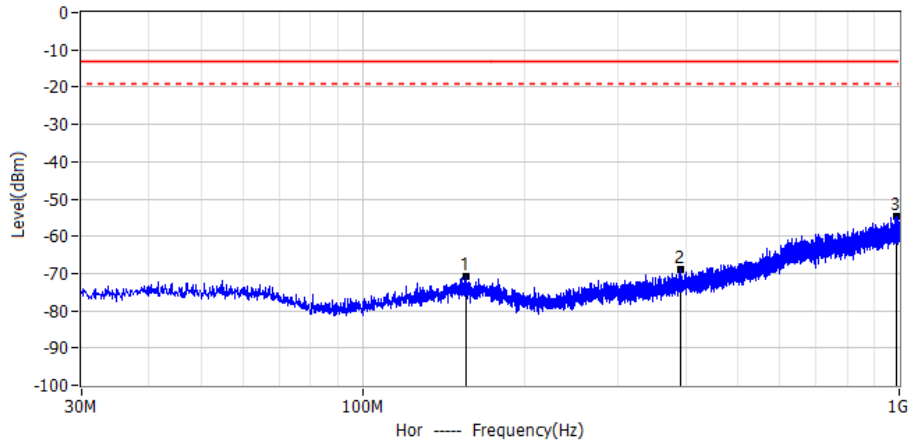


No.	Frequency	Level dBm	Limit dBm	Margin dB	Detector	Polar
1*	165.800MHz	-70.56	-13.00	-57.56	PK	Hor
2*	626.793MHz	-60.52	-13.00	-47.52	PK	Hor
3*	996.120MHz	-54.84	-13.00	-41.84	PK	Hor

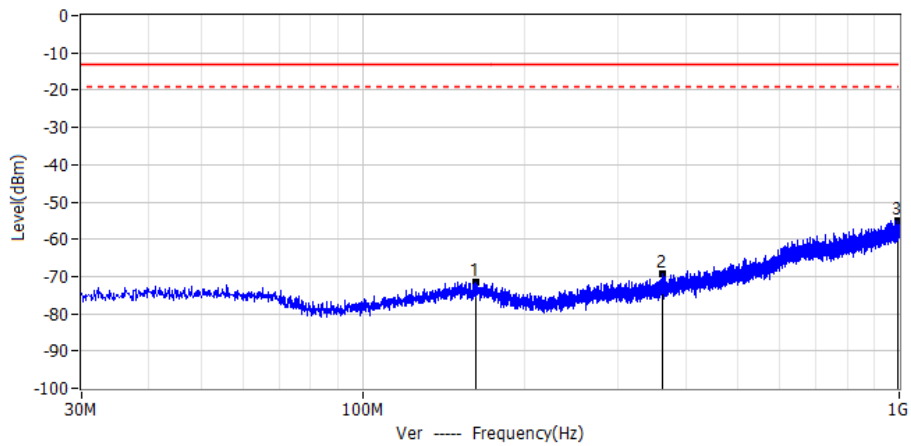


No.	Frequency	Level dBm	Limit dBm	Margin dB	Detector	Polar
1*	160.465MHz	-71.12	-13.00	-58.12	PK	Ver
2*	422.244MHz	-66.91	-13.00	-53.91	PK	Ver
3*	977.084MHz	-53.11	-13.00	-40.11	PK	Ver

Project: LGT23A013	Test Engineer: Dylan.shi
EUT: Smart phone	Temperature: 15.6°C
M/N: A151	Humidity: 47%RH
Test Voltage: Battery	Test Data: 2023-01-17
Test Mode: GSM 1900 Lowest	
Note:	

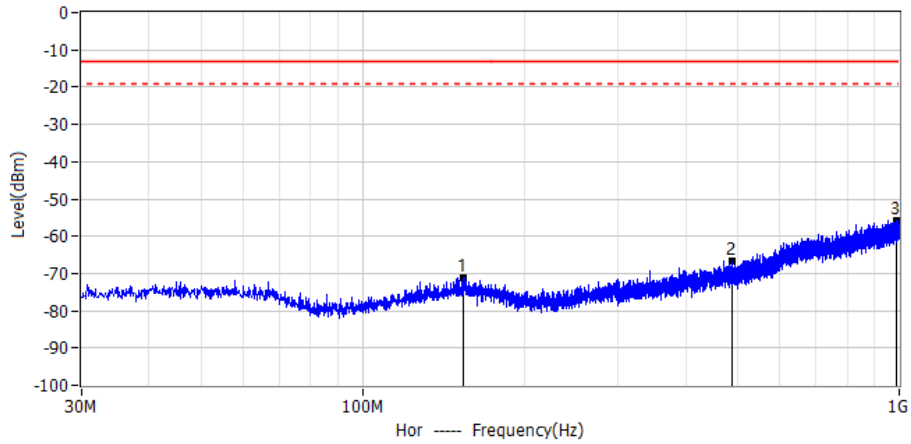


No.	Frequency	Level dBm	Limit dBm	Margin dB	Detector	Polar
1*	156.464MHz	-70.85	-13.00	-57.85	PK	Hor
2*	391.083MHz	-69.02	-13.00	-56.02	PK	Hor
3*	987.754MHz	-54.58	-13.00	-41.58	PK	Hor

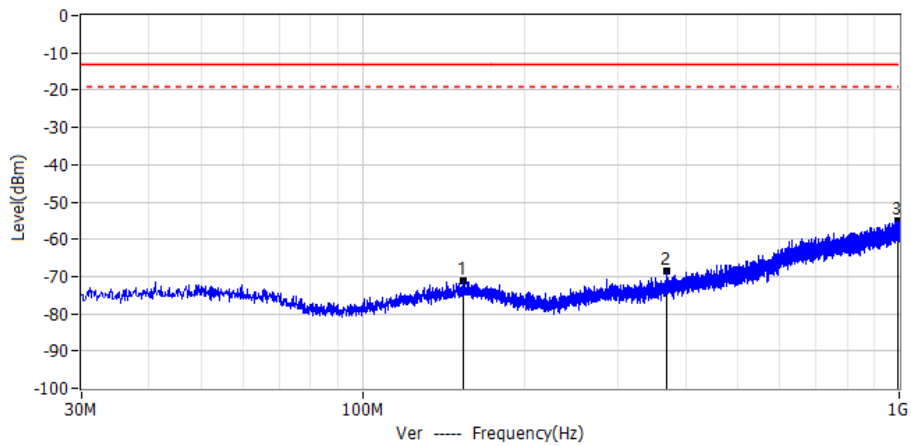


No.	Frequency	Level dBm	Limit dBm	Margin dB	Detector	Polar
1*	163.133MHz	-71.36	-13.00	-58.36	PK	Ver
2*	363.074MHz	-69.20	-13.00	-56.20	PK	Ver
3*	996.848MHz	-54.99	-13.00	-41.99	PK	Ver

Project: LGT23A013	Test Engineer: Dylan.shi
EUT: Smart phone	Temperature: 15.6°C
M/N: A151	Humidity: 47%RH
Test Voltage: Battery	Test Data: 2023-01-17
Test Mode: GSM 1900 Middle	
Note:	

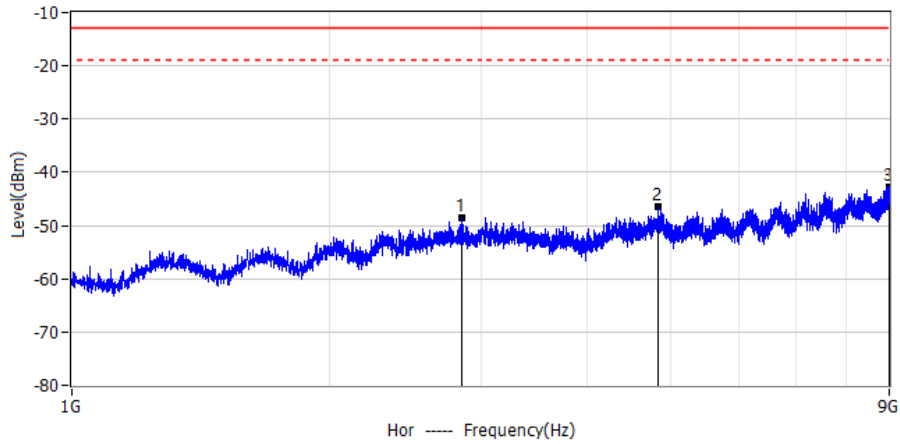


No.	Frequency	Level dBm	Limit dBm	Margin dB	Detector	Polar
1*	153.918MHz	-71.05	-13.00	-58.05	PK	Hor
2*	486.991MHz	-66.63	-13.00	-53.63	PK	Hor
3*	986.299MHz	-55.85	-13.00	-42.85	PK	Hor

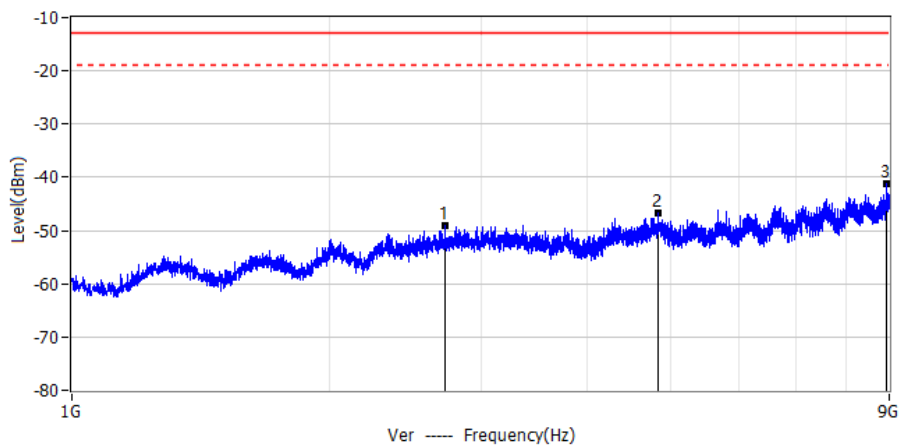


No.	Frequency	Level dBm	Limit dBm	Margin dB	Detector	Polar
1*	154.160MHz	-71.27	-13.00	-58.27	PK	Ver
2*	368.409MHz	-68.46	-13.00	-55.46	PK	Ver
3*	993.574MHz	-55.04	-13.00	-42.04	PK	Ver

Project: LGT23A013	Test Engineer: Dylan.shi
EUT: Smart phone	Temperature: 17.7°C
M/N: A151	Humidity: 45%RH
Test Voltage: Battery	Test Data: 2023-01-17
Test Mode: GSM 850 Highest	
Note:	

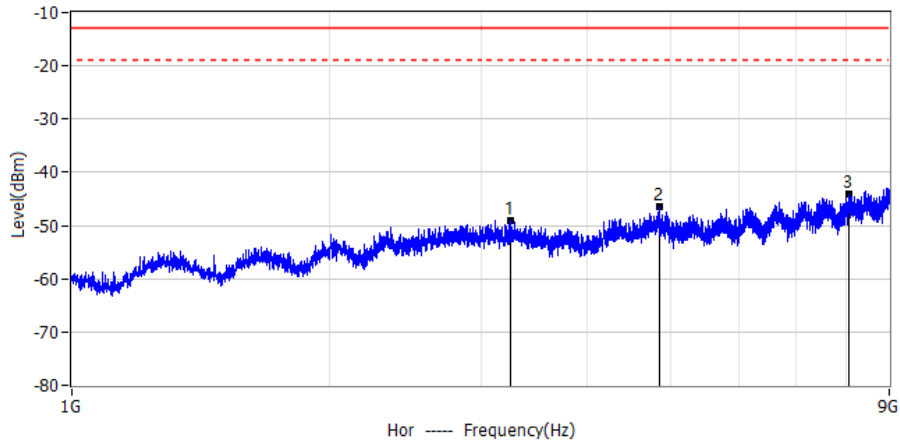


No.	Frequency	Level dBm	Limit dBm	Margin dB	Detector	Polar
1*	2.851GHz	-48.48	-13.00	-35.48	PK	Hor
2*	4.836GHz	-46.44	-13.00	-33.44	PK	Hor
3*	8.993GHz	-42.73	-13.00	-29.73	PK	Hor

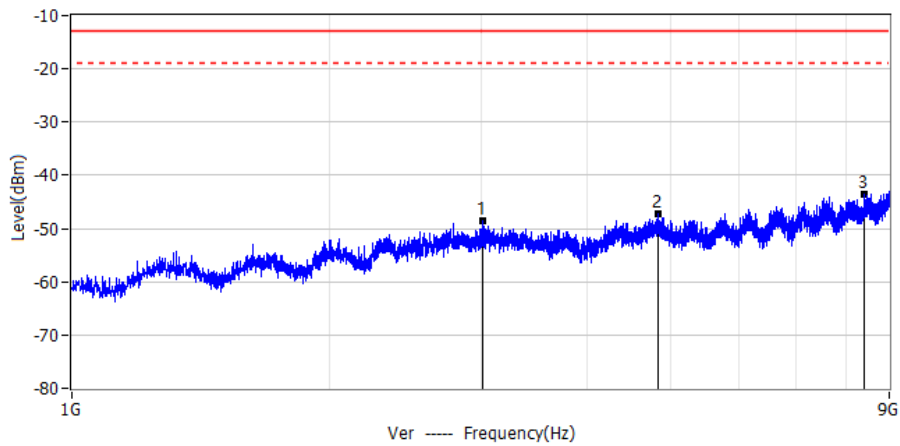


No.	Frequency	Level dBm	Limit dBm	Margin dB	Detector	Polar
1*	2.727GHz	-48.96	-13.00	-35.96	PK	Ver
2*	4.827GHz	-46.78	-13.00	-33.78	PK	Ver
3*	8.936GHz	-41.15	-13.00	-28.15	PK	Ver

Project: LGT23A013	Test Engineer: Dylan.shi
EUT: Smart phone	Temperature: 17.7°C
M/N: A151	Humidity: 45%RH
Test Voltage: Battery	Test Data: 2023-01-17
Test Mode: GSM 850 Lowest	
Note:	

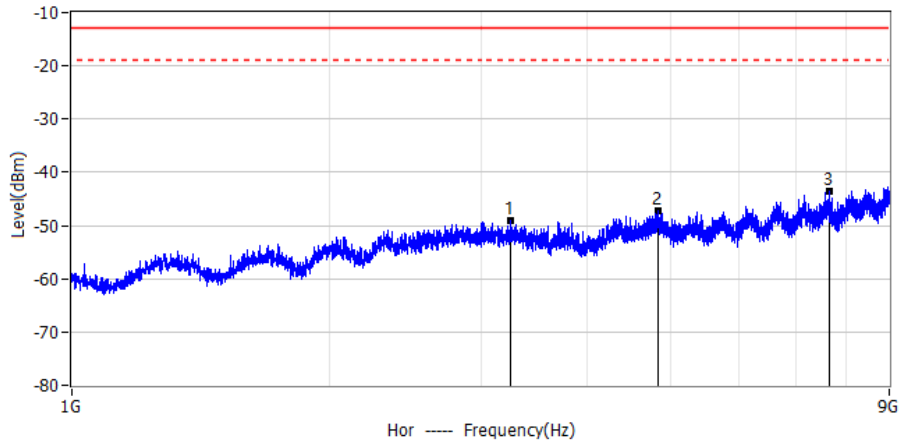


No.	Frequency	Level dBm	Limit dBm	Margin dB	Detector	Polar
1*	3.257GHz	-49.00	-13.00	-36.00	PK	Hor
2*	4.846GHz	-46.47	-13.00	-33.47	PK	Hor
3*	8.076GHz	-44.10	-13.00	-31.10	PK	Hor

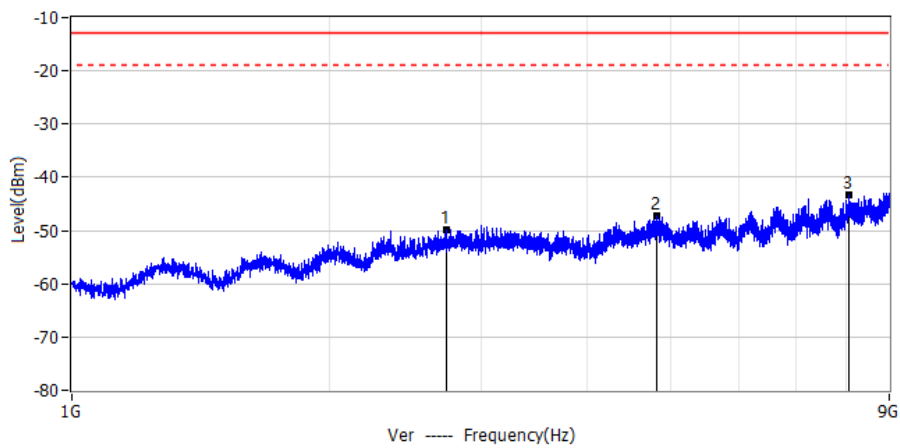


No.	Frequency	Level dBm	Limit dBm	Margin dB	Detector	Polar
1*	3.015GHz	-48.53	-13.00	-35.53	PK	Ver
2*	4.839GHz	-47.16	-13.00	-34.16	PK	Ver
3*	8.428GHz	-43.45	-13.00	-30.45	PK	Ver

Project: LGT23A013	Test Engineer: Dylan.shi
EUT: Smart phone	Temperature: 17.7°C
M/N: A151	Humidity: 45%RH
Test Voltage: Battery	Test Data: 2023-01-17
Test Mode: GSM 850 Middle	
Note:	

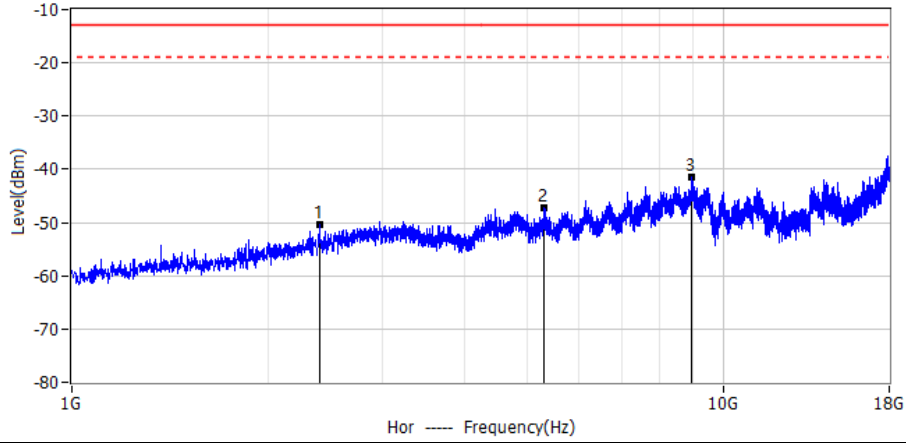


No.	Frequency	Level dBm	Limit dBm	Margin dB	Detector	Polar
1*	3.253GHz	-49.03	-13.00	-36.03	PK	Hor
2*	4.835GHz	-47.17	-13.00	-34.17	PK	Hor
3*	7.654GHz	-43.60	-13.00	-30.60	PK	Hor

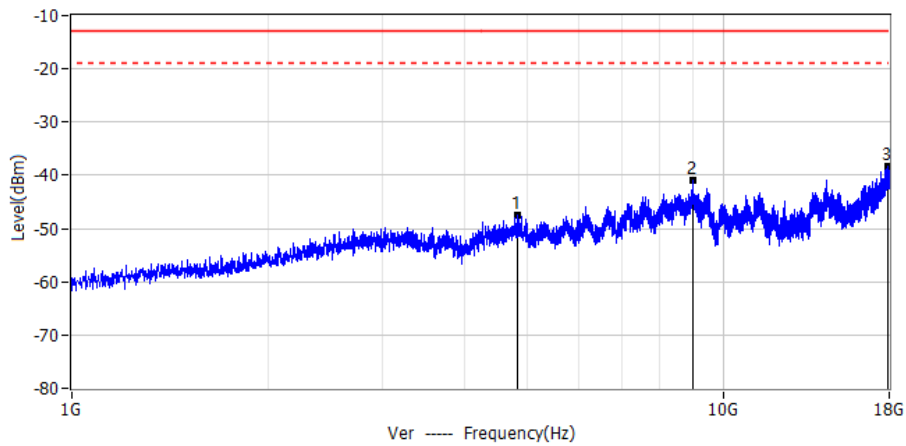


No.	Frequency	Level dBm	Limit dBm	Margin dB	Detector	Polar
1*	2.736GHz	-49.77	-13.00	-36.77	PK	Ver
2*	4.815GHz	-47.33	-13.00	-34.33	PK	Ver
3*	8.067GHz	-43.20	-13.00	-30.20	PK	Ver

Project: LGT23A013	Test Engineer: Dylan.shi
EUT: Smart phone	Temperature: 17.7°C
M/N: A151	Humidity: 45%RH
Test Voltage: Battery	Test Data: 2023-01-17
Test Mode: GSM 1900 Highest	
Note:	

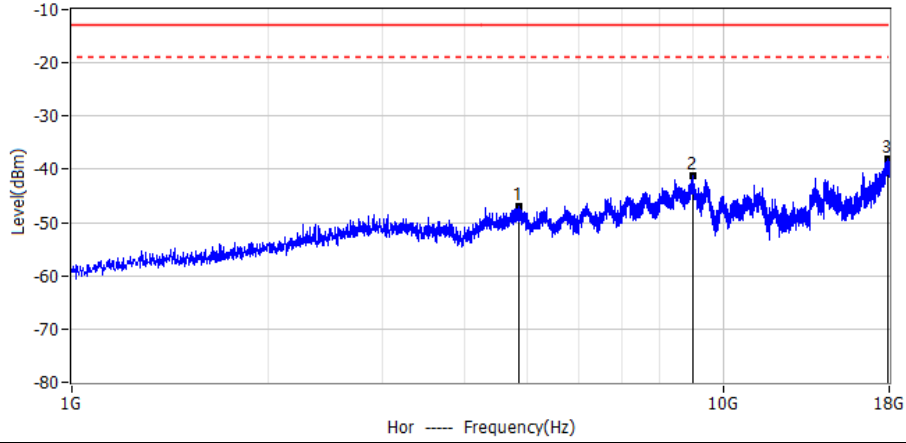


No.	Frequency	Level dBm	Limit dBm	Margin dB	Detector	Polar
1*	2.400GHz	-50.46	-13.00	-37.46	PK	Hor
2*	5.303GHz	-47.22	-13.00	-34.22	PK	Hor
3*	8.935GHz	-41.50	-13.00	-28.50	PK	Hor

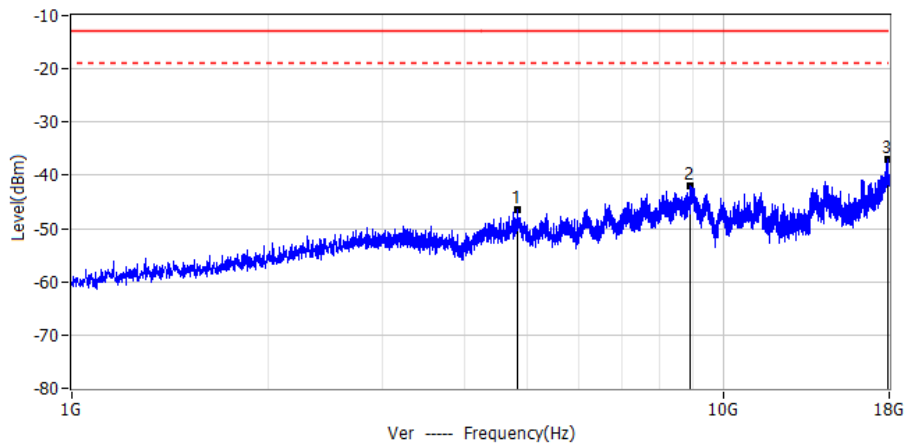


No.	Frequency	Level dBm	Limit dBm	Margin dB	Detector	Polar
1*	4.840GHz	-47.61	-13.00	-34.61	PK	Ver
2*	8.986GHz	-41.01	-13.00	-28.01	PK	Ver
3*	17.947GHz	-38.19	-13.00	-25.19	PK	Ver

Project: LGT23A013	Test Engineer: Dylan.shi
EUT: Smart phone	Temperature: 17.7°C
M/N: A151	Humidity: 45%RH
Test Voltage: Battery	Test Data: 2023-01-17
Test Mode: GSM 1900 Lowest	
Note:	

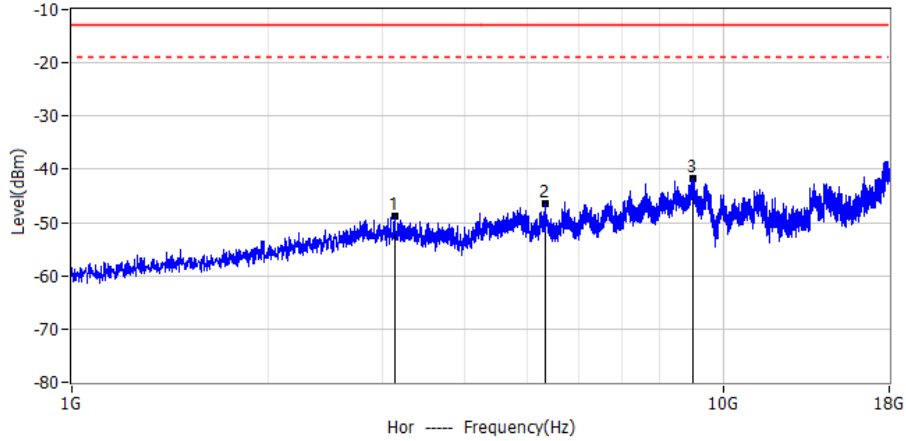


No.	Frequency	Level dBm	Limit dBm	Margin dB	Detector	Polar
1*	4.855GHz	-47.08	-13.00	-34.08	PK	Hor
2*	9.003GHz	-41.28	-13.00	-28.28	PK	Hor
3*	17.885GHz	-38.10	-13.00	-25.10	PK	Hor

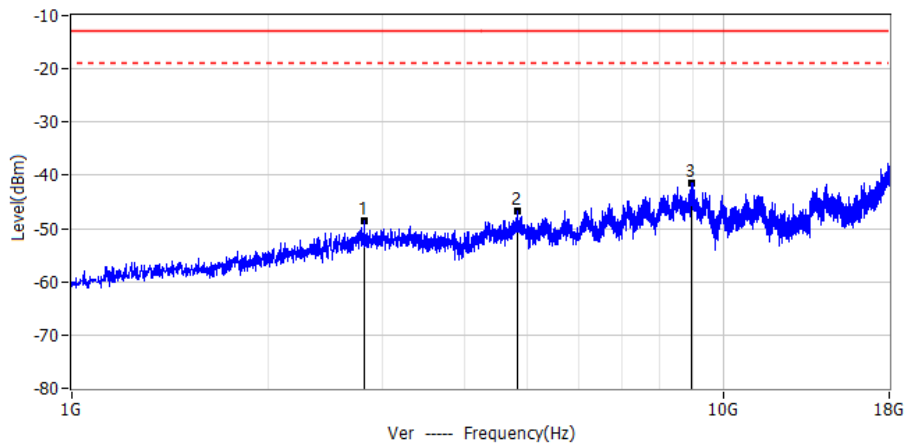


No.	Frequency	Level dBm	Limit dBm	Margin dB	Detector	Polar
1*	4.834GHz	-46.34	-13.00	-33.34	PK	Ver
2*	8.918GHz	-41.99	-13.00	-28.99	PK	Ver
3*	17.881GHz	-37.13	-13.00	-24.13	PK	Ver

Project: LGT23A013	Test Engineer: Dylan.shi
EUT: Smart phone	Temperature: 17.7°C
M/N: A151	Humidity: 45%RH
Test Voltage: Battery	Test Data: 2023-01-17
Test Mode: GSM 1900 Middle	
Note:	



No.	Frequency	Level dBm	Limit dBm	Margin dB	Detector	Polar
1*	3.127GHz	-48.74	-13.00	-35.74	PK	Hor
2*	5.333GHz	-46.50	-13.00	-33.50	PK	Hor
3*	8.988GHz	-41.68	-13.00	-28.68	PK	Hor



No.	Frequency	Level dBm	Limit dBm	Margin dB	Detector	Polar
1*	2.806GHz	-48.51	-13.00	-35.51	PK	Ver
2*	4.840GHz	-46.62	-13.00	-33.62	PK	Ver
3*	8.933GHz	-41.38	-13.00	-28.38	PK	Ver

CONDUCTED OUTPUT POWER

Band	Channel	Frequency (MHz)	Power (dBm)	Gain (dB)	EIRP (dBm)	EIRP Limit (dBm)	Verdict
WCDMA Band2	9262	1852.4	22.6	-0.6	22	33.01	PASS
WCDMA Band2	9400	1880	22.61	-0.6	22.01	33.01	PASS
WCDMA Band2	9538	1907.6	22.43	-0.6	21.83	33.01	PASS
HSDPA Band2 Subtest1	9262	1852.4	22.23	-0.6	21.63	33.01	PASS
HSDPA Band2 Subtest2	9262	1852.4	21.78	-0.6	21.18	33.01	PASS
HSDPA Band2 Subtest3	9262	1852.4	21.63	-0.6	21.03	33.01	PASS
HSDPA Band2 Subtest4	9262	1852.4	21.4	-0.6	20.8	33.01	PASS
HSDPA Band2 Subtest1	9400	1880	22.11	-0.6	21.51	33.01	PASS
HSDPA Band2 Subtest2	9400	1880	21.82	-0.6	21.22	33.01	PASS
HSDPA Band2 Subtest3	9400	1880	21.48	-0.6	20.88	33.01	PASS
HSDPA Band2 Subtest4	9400	1880	21.42	-0.6	20.82	33.01	PASS
HSDPA Band2 Subtest1	9538	1907.6	21.87	-0.6	21.27	33.01	PASS
HSDPA Band2 Subtest2	9538	1907.6	21.63	-0.6	21.03	33.01	PASS
HSDPA Band2 Subtest3	9538	1907.6	21.4	-0.6	20.8	33.01	PASS
HSDPA Band2 Subtest4	9538	1907.6	21.37	-0.6	20.77	33.01	PASS
HSUPA Band2 Subtest1	9262	1852.4	22.24	-0.6	21.64	33.01	PASS
HSUPA Band2 Subtest2	9262	1852.4	22.05	-0.6	21.45	33.01	PASS
HSUPA Band2 Subtest3	9262	1852.4	21.96	-0.6	21.36	33.01	PASS
HSUPA Band2 Subtest4	9262	1852.4	22.08	-0.6	21.48	33.01	PASS
HSUPA Band2 Subtest5	9262	1852.4	22.06	-0.6	21.46	33.01	PASS
HSUPA Band2 Subtest1	9400	1880	22.17	-0.6	21.57	33.01	PASS
HSUPA Band2 Subtest2	9400	1880	22.21	-0.6	21.61	33.01	PASS
HSUPA Band2 Subtest3	9400	1880	22.04	-0.6	21.44	33.01	PASS
HSUPA Band2 Subtest4	9400	1880	22.12	-0.6	21.52	33.01	PASS
HSUPA Band2 Subtest5	9400	1880	21.98	-0.6	21.38	33.01	PASS
HSUPA Band2 Subtest1	9538	1907.6	21.96	-0.6	21.36	33.01	PASS
HSUPA Band2 Subtest2	9538	1907.6	21.96	-0.6	21.36	33.01	PASS
HSUPA Band2 Subtest3	9538	1907.6	21.66	-0.6	21.06	33.01	PASS
HSUPA Band2 Subtest4	9538	1907.6	21.89	-0.6	21.29	33.01	PASS
HSUPA Band2 Subtest5	9538	1907.6	21.82	-0.6	21.22	33.01	PASS
WCDMA Band4	1312	1712.4	22.46	-1.9	20.56	30	PASS
WCDMA Band4	1450	1740	22.36	-1.9	20.46	30	PASS
WCDMA Band4	1513	1752.6	22.47	-1.9	20.57	30	PASS
HSDPA Band4 Subtest1	1312	1712.4	22.16	-1.9	20.26	30	PASS
HSDPA Band4 Subtest2	1312	1712.4	21.75	-1.9	19.85	30	PASS
HSDPA Band4 Subtest3	1312	1712.4	21.51	-1.9	19.61	30	PASS

HSDPA Band4 Subtest4	1312	1712.4	21.36	-1.9	19.46	30	PASS
HSDPA Band4 Subtest1	1450	1740	22.08	-1.9	20.18	30	PASS
HSDPA Band4 Subtest2	1450	1740	21.85	-1.9	19.95	30	PASS
HSDPA Band4 Subtest3	1450	1740	21.63	-1.9	19.73	30	PASS
HSDPA Band4 Subtest4	1450	1740	21.18	-1.9	19.28	30	PASS
HSDPA Band4 Subtest1	1513	1752.6	22.12	-1.9	20.22	30	PASS
HSDPA Band4 Subtest2	1513	1752.6	21.91	-1.9	20.01	30	PASS
HSDPA Band4 Subtest3	1513	1752.6	21.54	-1.9	19.64	30	PASS
HSDPA Band4 Subtest4	1513	1752.6	21.36	-1.9	19.46	30	PASS
HSUPA Band4 Subtest1	1312	1712.4	21.97	-1.9	20.07	30	PASS
HSUPA Band4 Subtest2	1312	1712.4	22	-1.9	20.1	30	PASS
HSUPA Band4 Subtest3	1312	1712.4	21.57	-1.9	19.67	30	PASS
HSUPA Band4 Subtest4	1312	1712.4	21.92	-1.9	20.02	30	PASS
HSUPA Band4 Subtest5	1312	1712.4	21.9	-1.9	20	30	PASS
HSUPA Band4 Subtest1	1450	1740	21.79	-1.9	19.89	30	PASS
HSUPA Band4 Subtest2	1450	1740	22.08	-1.9	20.18	30	PASS
HSUPA Band4 Subtest3	1450	1740	21.97	-1.9	20.07	30	PASS
HSUPA Band4 Subtest4	1450	1740	22.06	-1.9	20.16	30	PASS
HSUPA Band4 Subtest5	1450	1740	21.62	-1.9	19.72	30	PASS
HSUPA Band4 Subtest1	1513	1752.6	21.93	-1.9	20.03	30	PASS
HSUPA Band4 Subtest2	1513	1752.6	22.09	-1.9	20.19	30	PASS
HSUPA Band4 Subtest3	1513	1752.6	21.64	-1.9	19.74	30	PASS
HSUPA Band4 Subtest4	1513	1752.6	22.04	-1.9	20.14	30	PASS
HSUPA Band4 Subtest5	1513	1752.6	22.03	-1.9	20.13	30	PASS

Band	Channel	Frequency (MHz)	Power (dBm)	Gain (dB)	ERP (dBm)	ERP Limit (dBm)	Verdict
WCDMA Band5	4132	826.4	22.59	0.1	20.44	38.45	PASS
WCDMA Band5	4182	836.4	22.89	0.1	20.74	38.45	PASS
WCDMA Band5	4233	846.6	22.82	0.1	20.67	38.45	PASS
HSDPA Band5 Subtest1	4132	826.4	22.49	0.1	20.34	38.45	PASS
HSDPA Band5 Subtest2	4132	826.4	22.24	0.1	20.09	38.45	PASS
HSDPA Band5 Subtest3	4132	826.4	22.02	0.1	19.87	38.45	PASS
HSDPA Band5 Subtest4	4132	826.4	21.78	0.1	19.63	38.45	PASS
HSDPA Band5 Subtest1	4182	836.4	22.46	0.1	20.31	38.45	PASS
HSDPA Band5 Subtest2	4182	836.4	22.19	0.1	20.04	38.45	PASS
HSDPA Band5 Subtest3	4182	836.4	21.84	0.1	19.69	38.45	PASS
HSDPA Band5 Subtest4	4182	836.4	21.87	0.1	19.72	38.45	PASS
HSDPA Band5 Subtest1	4233	846.6	22.39	0.1	20.24	38.45	PASS
HSDPA Band5 Subtest2	4233	846.6	22.14	0.1	19.99	38.45	PASS
HSDPA Band5 Subtest3	4233	846.6	21.53	0.1	19.38	38.45	PASS

HSDPA Band5 Subtest4	4233	846.6	21.8	0.1	19.65	38.45	PASS
HSUPA Band5 Subtest1	4132	826.4	22.25	0.1	20.1	38.45	PASS
HSUPA Band5 Subtest2	4132	826.4	22.34	0.1	20.19	38.45	PASS
HSUPA Band5 Subtest3	4132	826.4	22.07	0.1	19.92	38.45	PASS
HSUPA Band5 Subtest4	4132	826.4	22.35	0.1	20.2	38.45	PASS
HSUPA Band5 Subtest5	4132	826.4	22.35	0.1	20.2	38.45	PASS
HSUPA Band5 Subtest1	4182	836.4	22.2	0.1	20.05	38.45	PASS
HSUPA Band5 Subtest2	4182	836.4	22.44	0.1	20.29	38.45	PASS
HSUPA Band5 Subtest3	4182	836.4	21.85	0.1	19.7	38.45	PASS
HSUPA Band5 Subtest4	4182	836.4	22.42	0.1	20.27	38.45	PASS
HSUPA Band5 Subtest5	4182	836.4	22.19	0.1	20.04	38.45	PASS
HSUPA Band5 Subtest1	4233	846.6	22.34	0.1	20.19	38.45	PASS
HSUPA Band5 Subtest2	4233	846.6	22.32	0.1	20.17	38.45	PASS
HSUPA Band5 Subtest3	4233	846.6	21.89	0.1	19.74	38.45	PASS
HSUPA Band5 Subtest4	4233	846.6	22.32	0.1	20.17	38.45	PASS
HSUPA Band5 Subtest5	4233	846.6	22.33	0.1	20.18	38.45	PASS

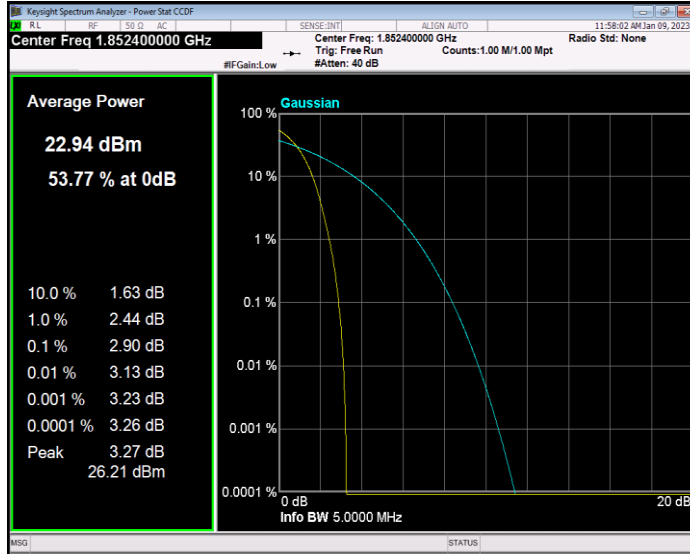
FREQUENCY STABILITY

Band	Channel	Frequency (MHz)	Result (Hz)	Result (ppm)	Low Limit (ppm)	high Limit (ppm)	Verdict
WCDMA Band2	9262	1852.4	1.13	0.001	-2.5	2.5	PASS
WCDMA Band2	9400	1880	2.69	0.001	-2.5	2.5	PASS
WCDMA Band2	9538	1907.6	-3.12	-0.002	-2.5	2.5	PASS
WCDMA Band4	1312	1712.4	2.16	0.001	-2.5	2.5	PASS
WCDMA Band4	1450	1740	-6.28	-0.004	-2.5	2.5	PASS
WCDMA Band4	1513	1752.6	-2.24	-0.001	-2.5	2.5	PASS
WCDMA Band5	4132	826.4	3.50	0.004	-2.5	2.5	PASS
WCDMA Band5	4182	836.4	1.85	0.002	-2.5	2.5	PASS
WCDMA Band5	4233	846.6	-0.84	-0.001	-2.5	2.5	PASS

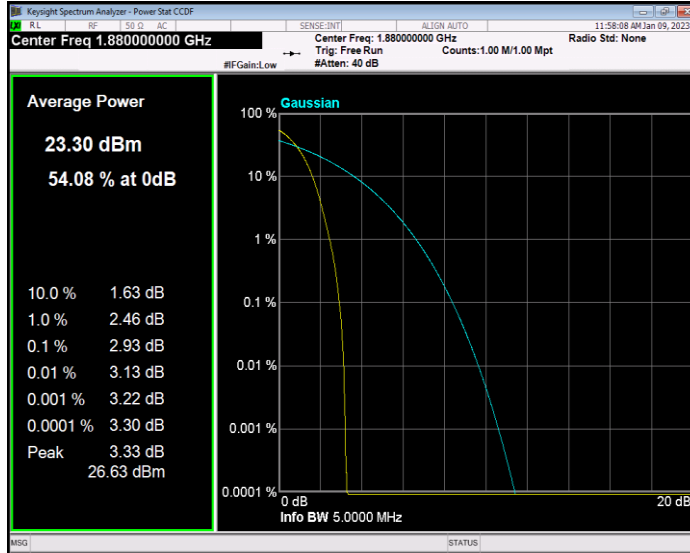
PEAK-TO-AVERAGE RATIO

Band	Channel	Frequency (MHz)	Result (dB)	high Limit (dB)	Verdict
WCDMA Band2	9262	1852.4	2.90	13	PASS
WCDMA Band2	9400	1880	2.93	13	PASS
WCDMA Band2	9538	1907.6	2.93	13	PASS
WCDMA Band4	1312	1712.4	3.00	13	PASS
WCDMA Band4	1450	1740	2.90	13	PASS
WCDMA Band4	1513	1752.6	2.93	13	PASS
WCDMA Band5	4132	826.4	3.10	13	PASS
WCDMA Band5	4182	836.4	3.00	13	PASS
WCDMA Band5	4233	846.6	2.94	13	PASS

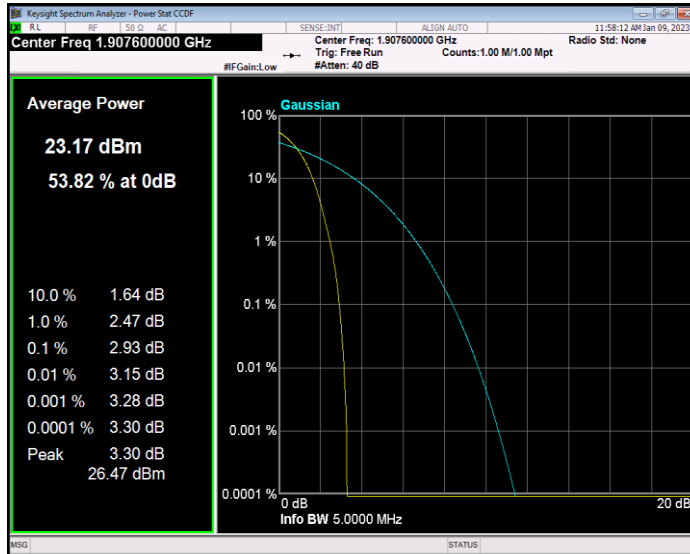
WCDMA Band2 Channel=9262



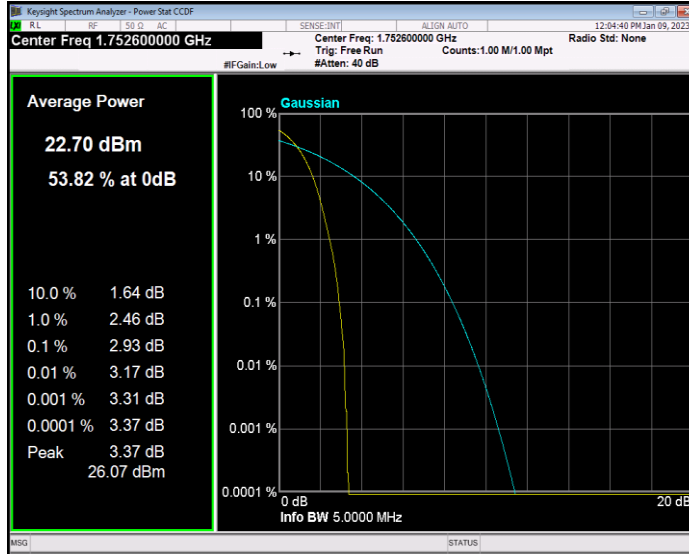
WCDMA Band2 Channel=9400



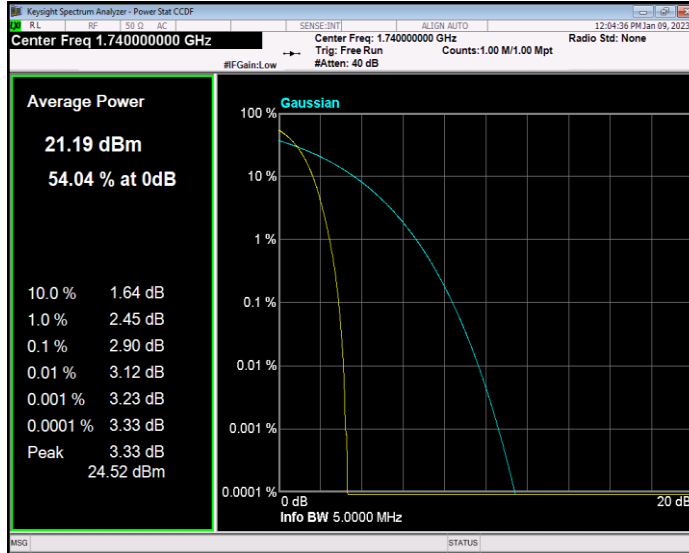
WCDMA Band2 Channel=9538



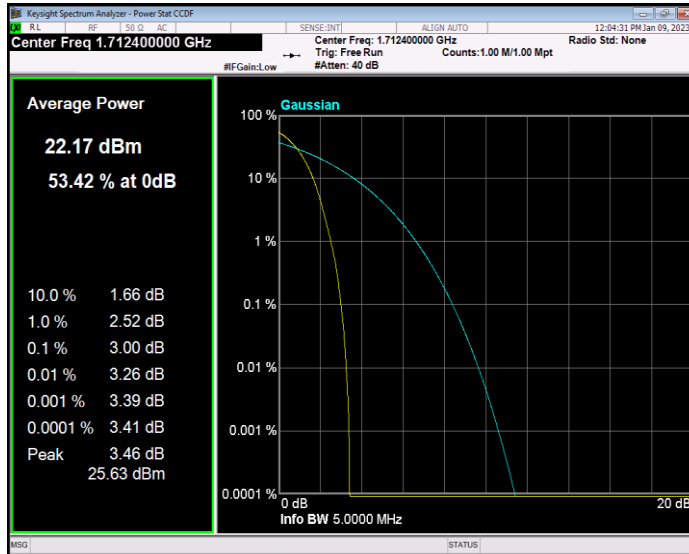
WCDMA Band4 Channel=1513



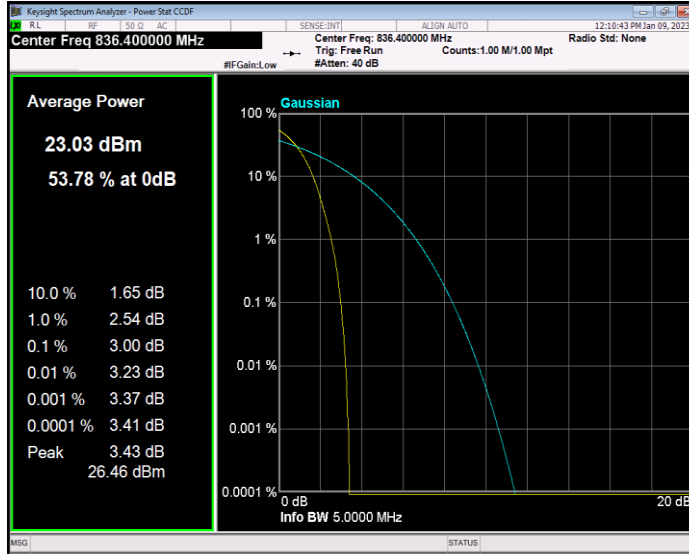
WCDMA Band4 Channel=1450



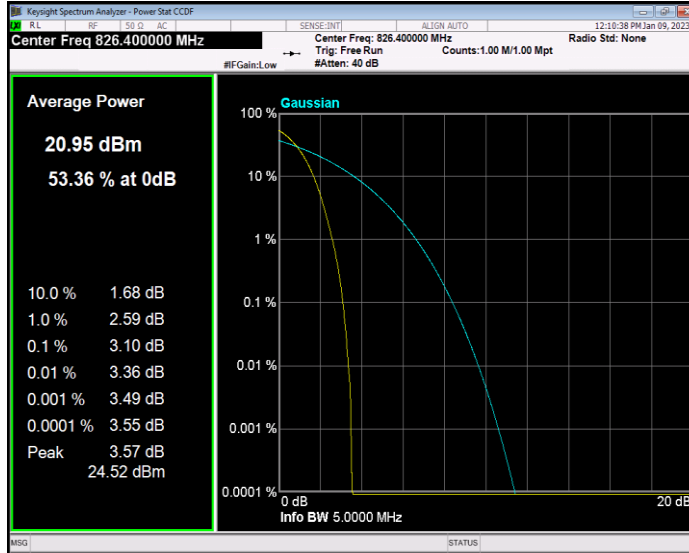
WCDMA Band4 Channel=1312



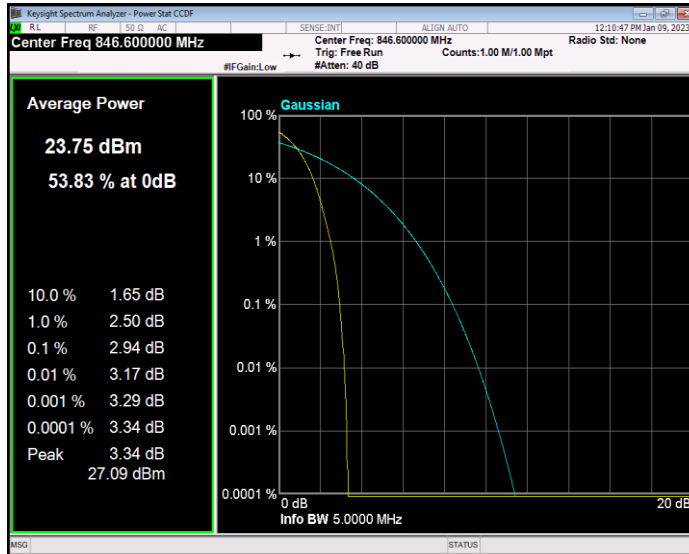
WCDMA Band5 Channel=4182



WCDMA Band5 Channel=4132



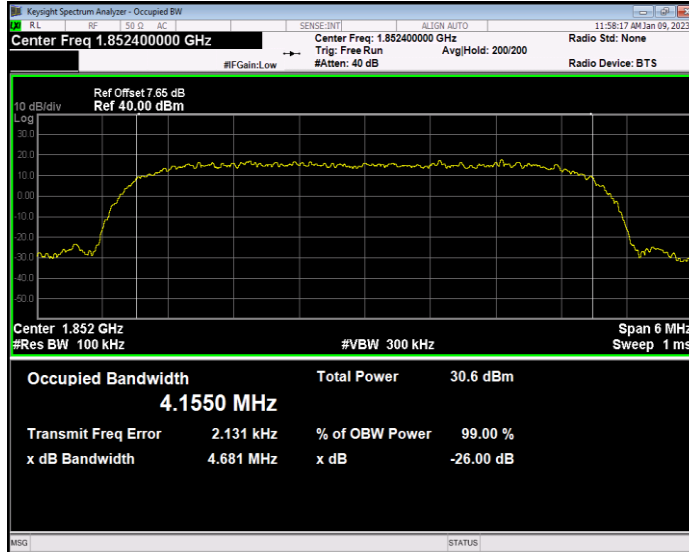
WCDMA Band5 Channel=4233



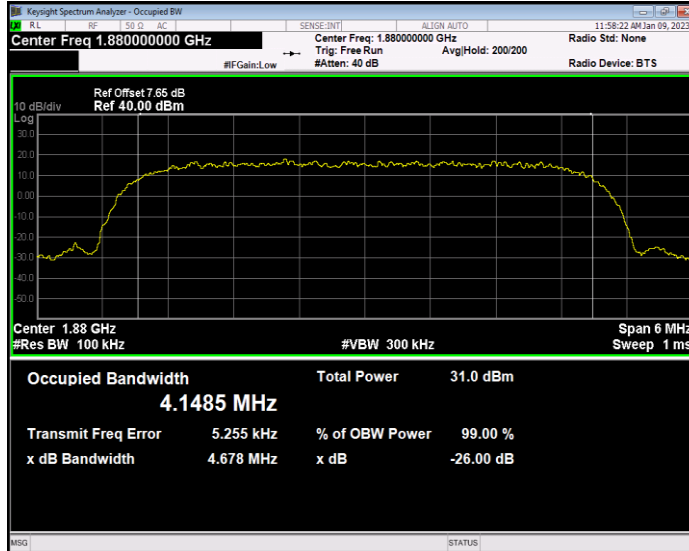
OCCUPIED BANDWIDTH

Band	Channel	Frequency (MHz)	99% OBW (MHz)	-26dB EBW (MHz)	Verdict
WCDMA Band2	9262	1852.4	4.155	4.681	PASS
WCDMA Band2	9400	1880	4.149	4.678	PASS
WCDMA Band2	9538	1907.6	4.151	4.672	PASS
WCDMA Band4	1312	1712.4	4.162	4.702	PASS
WCDMA Band4	1450	1740	4.158	4.688	PASS
WCDMA Band4	1513	1752.6	4.147	4.690	PASS
WCDMA Band5	4132	826.4	4.141	4.671	PASS
WCDMA Band5	4182	836.4	4.148	4.655	PASS
WCDMA Band5	4233	846.6	4.160	4.631	PASS

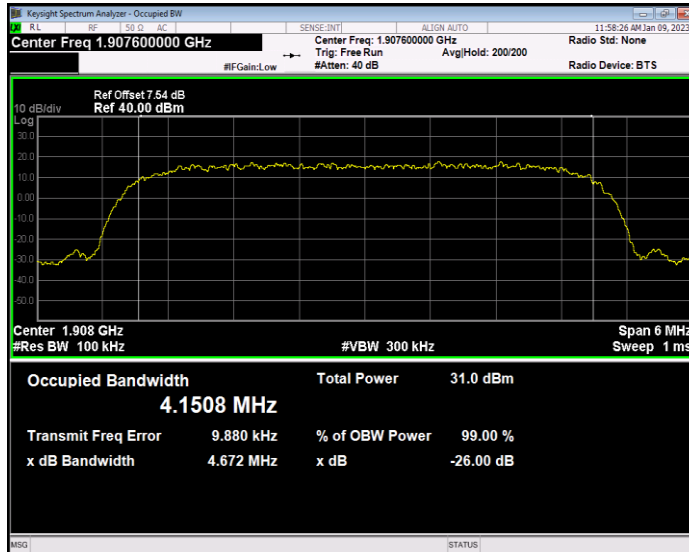
WCDMA Band2 Channel=9262



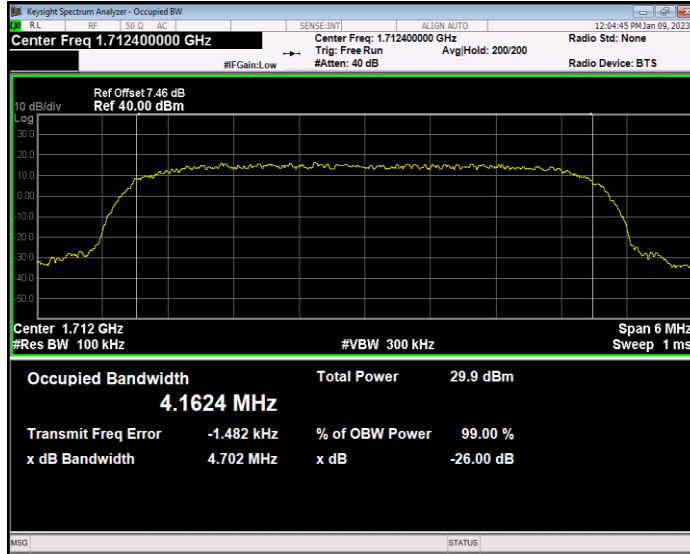
WCDMA Band2 Channel=9400



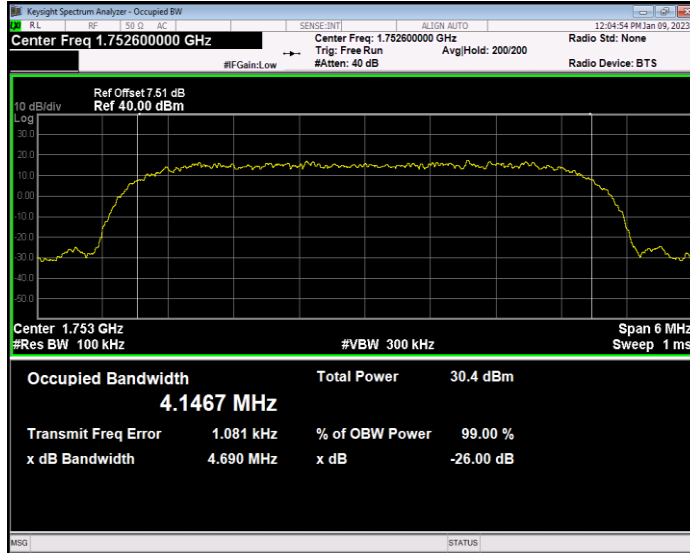
WCDMA Band2 Channel=9538



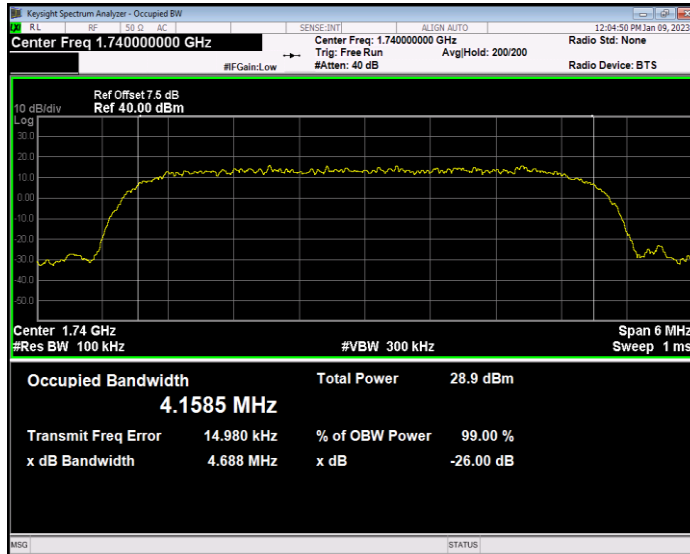
WCDMA Band4 Channel=1312



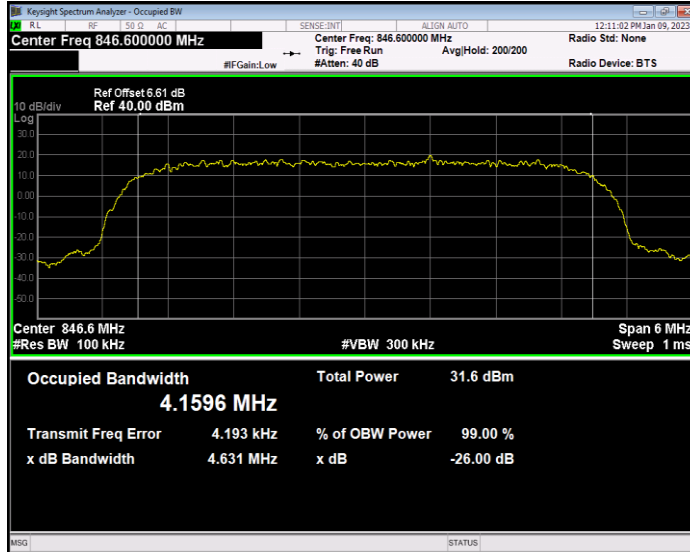
WCDMA Band4 Channel=1513



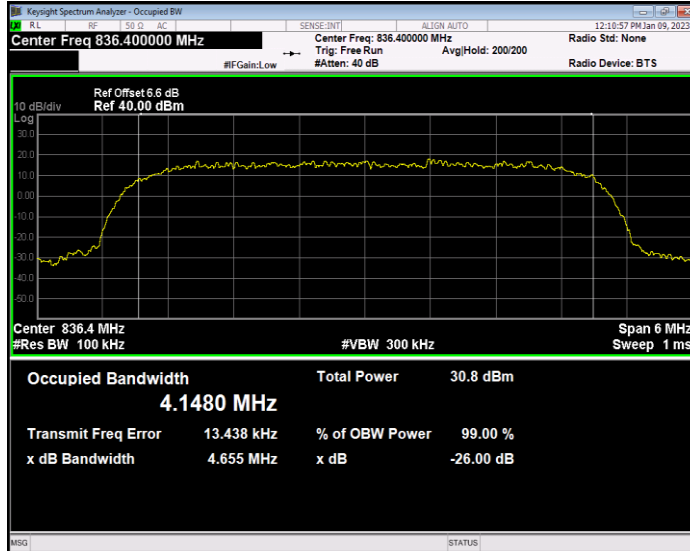
WCDMA Band4 Channel=1450



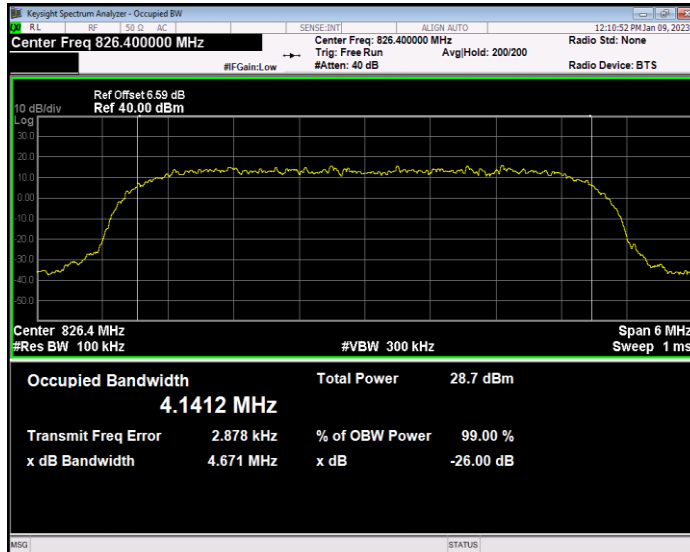
WCDMA Band5 Channel=4233



WCDMA Band5 Channel=4182



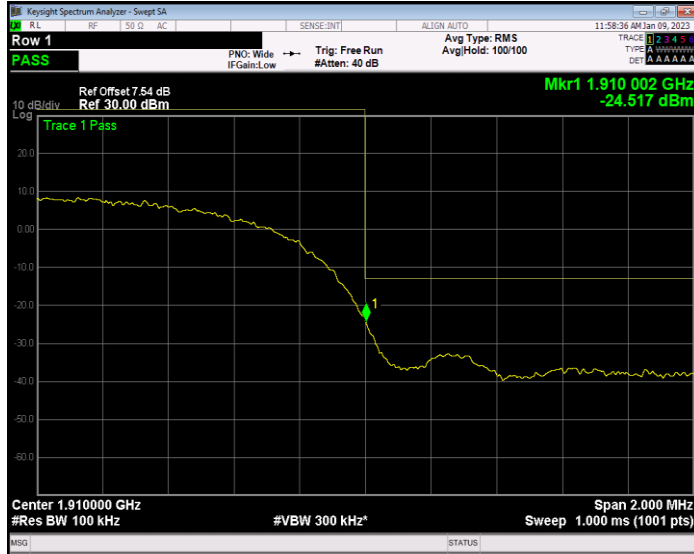
WCDMA Band5 Channel=4132



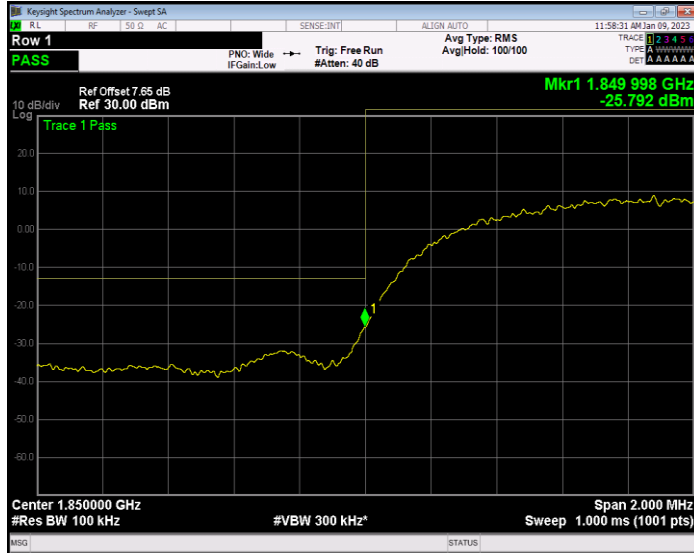
BAND EDGE

Band	Channel	Frequency (MHz)	Spur Freq (MHz)	Spur Level (dBm)	Limit (dBm)	Verdict
WCDMA Band2	9262	1852.4	1850.00	-25.79	-13	PASS
WCDMA Band2	9538	1907.6	1910.00	-24.51	-13	PASS
WCDMA Band4	1312	1712.4	1710.00	-26.88	-13	PASS
WCDMA Band4	1513	1752.6	1755.00	-24.68	-13	PASS
WCDMA Band5	4132	826.4	824.00	-29.04	-13	PASS
WCDMA Band5	4233	846.6	849.00	-24.99	-13	PASS

WCDMA Band2 Channel=9538



WCDMA Band2 Channel=9262



WCDMA Band4 Channel=1513



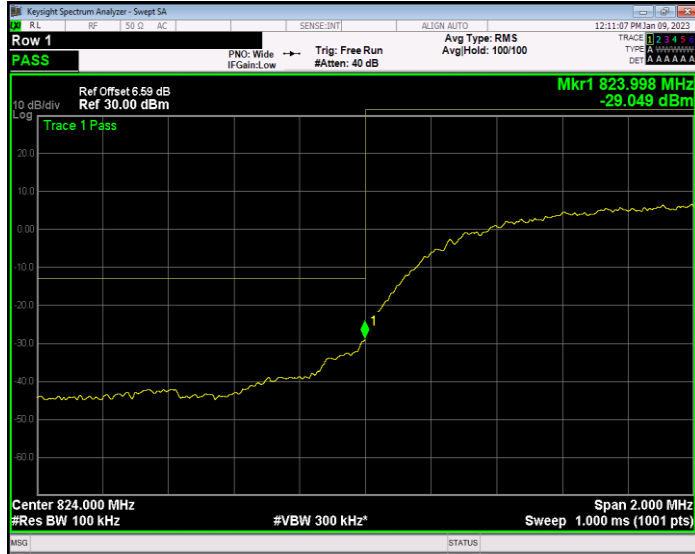
WCDMA Band4 Channel=1312



WCDMA Band5 Channel=4233



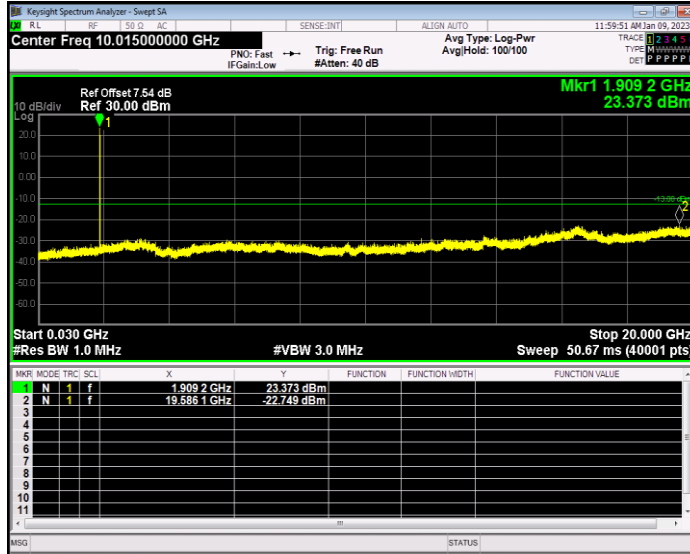
WCDMA Band5 Channel=4132



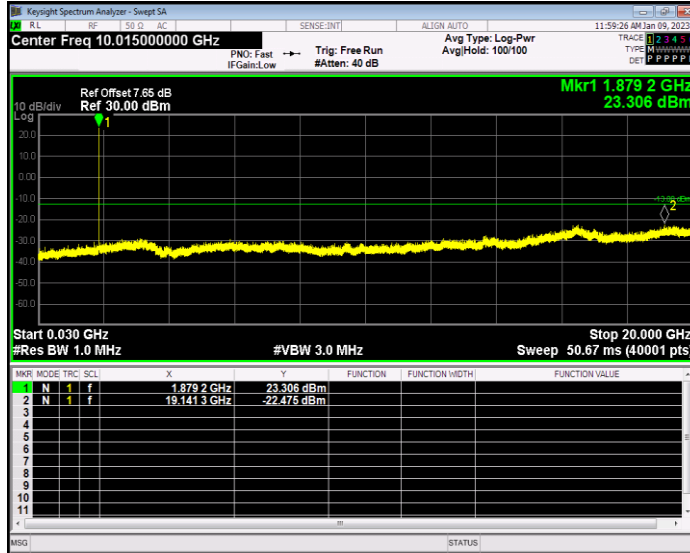
OUT-OF-BAND EMISSIONS

Band	Channel	Frequency (MHz)	Spur Freq (MHz)	Spur Level (dBm)	Limit (dBm)	Verdict
WCDMA Band2	9262	1852.4	16462.31	-22.31	-13	PASS
WCDMA Band2	9400	1880	19141.29	-22.47	-13	PASS
WCDMA Band2	9538	1907.6	19586.12	-22.74	-13	PASS
WCDMA Band4	1312	1712.4	16512.24	-22.40	-13	PASS
WCDMA Band4	1450	1740	19273.59	-22.38	-13	PASS
WCDMA Band4	1513	1752.6	19936.10	-22.90	-13	PASS
WCDMA Band5	4132	826.4	2617.46	-29.90	-13	PASS
WCDMA Band5	4182	836.4	3158.84	-29.52	-13	PASS
WCDMA Band5	4233	846.6	3112.97	-29.84	-13	PASS

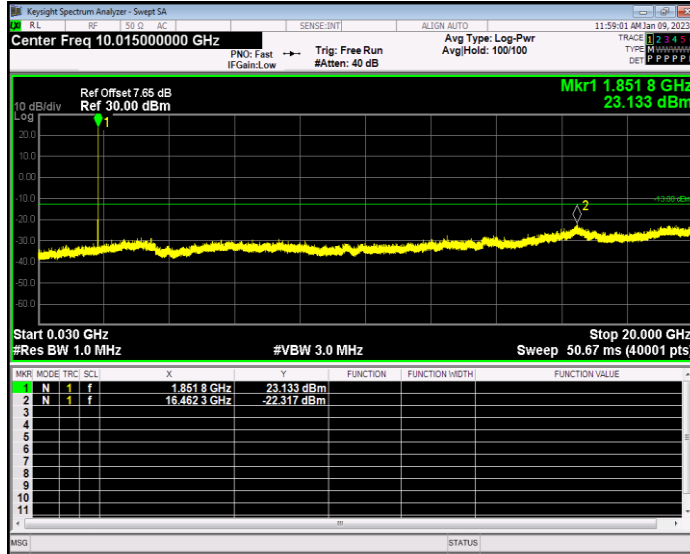
WCDMA Band2 Channel=9538



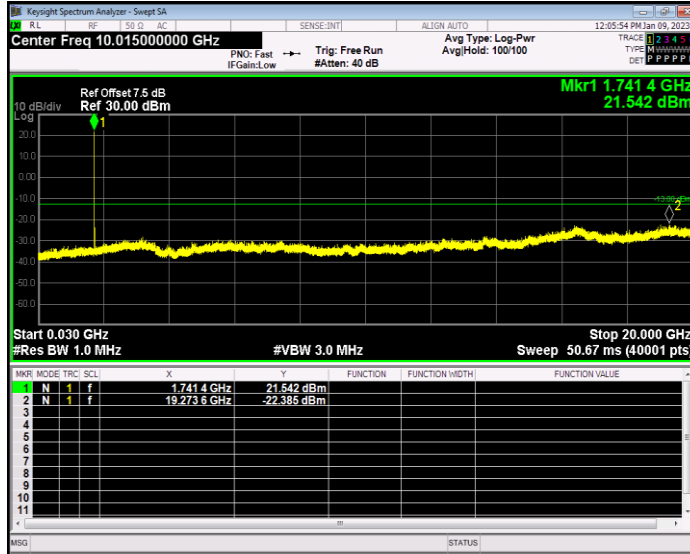
WCDMA Band2 Channel=9400



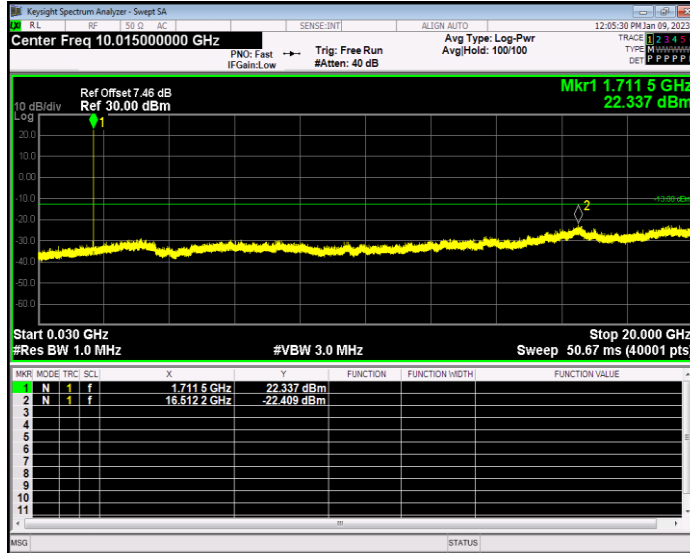
WCDMA Band2 Channel=9262



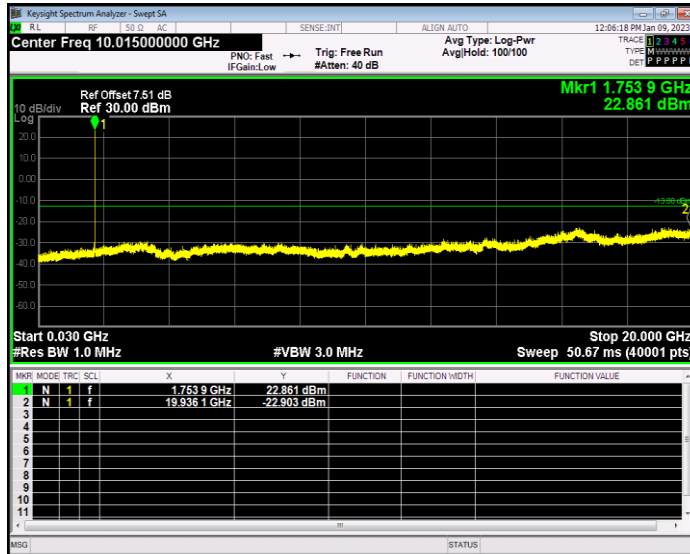
WCDMA Band4 Channel=1450



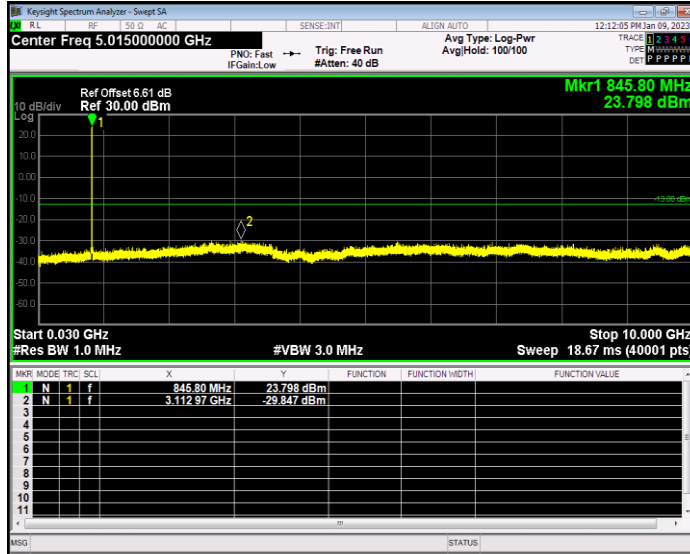
WCDMA Band4 Channel=1312



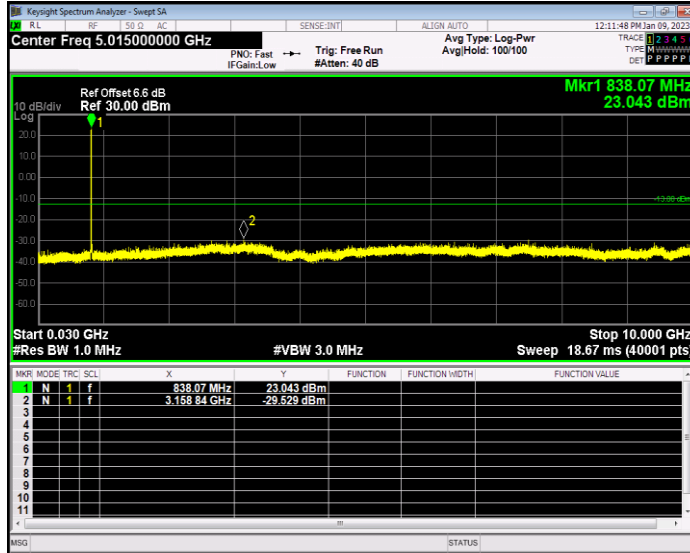
WCDMA Band4 Channel=1513



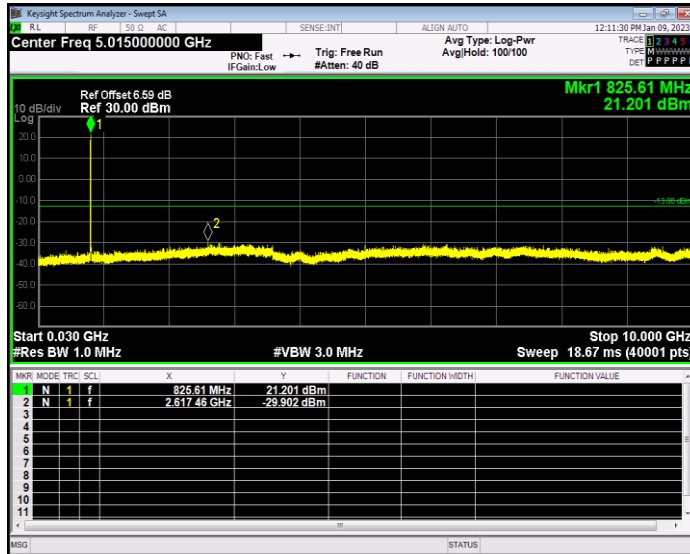
WCDMA Band5 Channel=4233



WCDMA Band5 Channel=4182

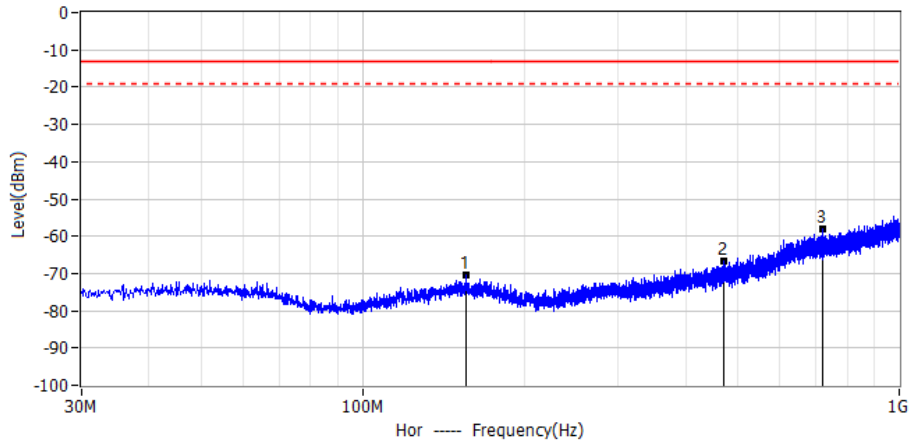


WCDMA Band5 Channel=4132

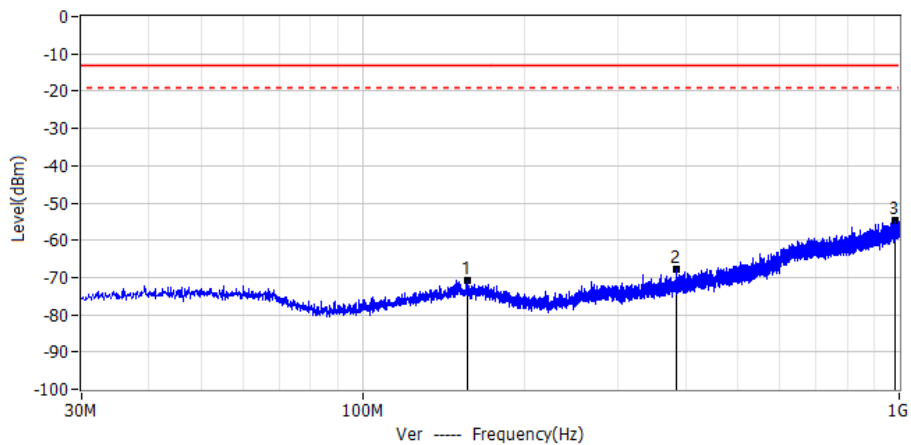


FIELD STRENGTH OF SPURIOUS RADIATION

Project: LGT23A013	Test Engineer: Dylan.shi
EUT: Smart phone	Temperature: 15.6°C
M/N: A151	Humidity: 47%RH
Test Voltage: Battery	Test Data: 2023-01-17
Test Mode: WCDMA Band 2 Highest	
Note:	

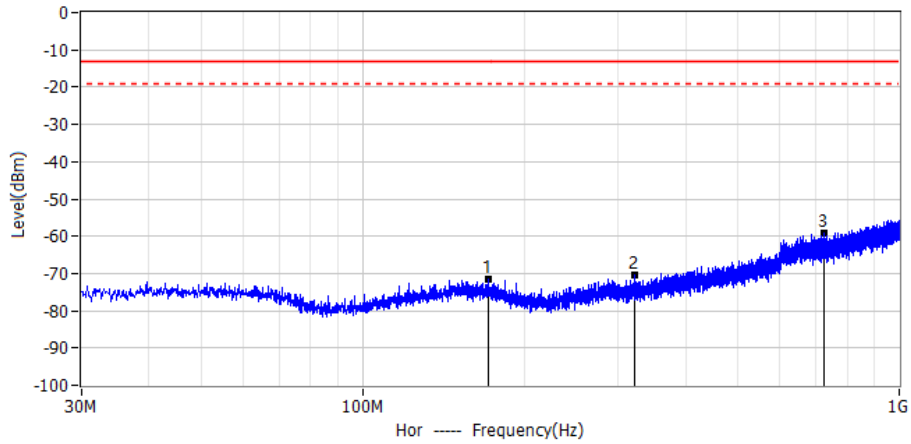


No.	Frequency	Level dBm	Limit dBm	Margin dB	Detector	Polar
1*	156.464MHz	-70.49	-13.00	-57.49	PK	Hor
2*	471.593MHz	-66.60	-13.00	-53.60	PK	Hor
3*	721.731MHz	-58.17	-13.00	-45.17	PK	Hor

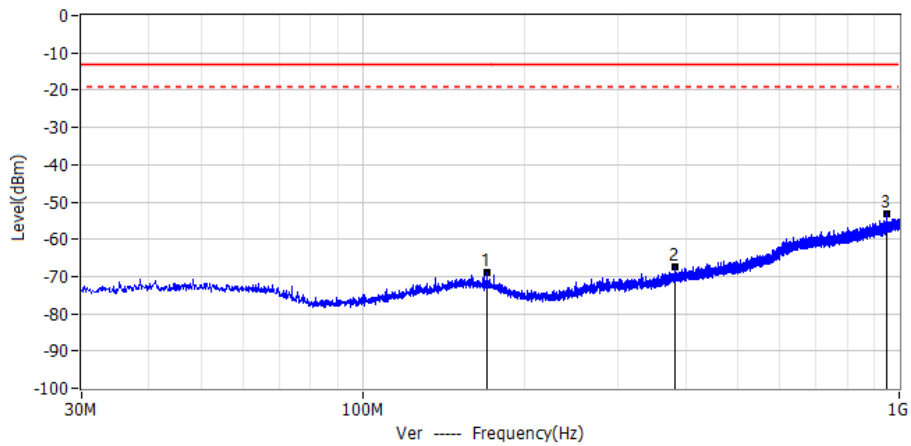


No.	Frequency	Level dBm	Limit dBm	Margin dB	Detector	Polar
1*	156.585MHz	-70.81	-13.00	-57.81	PK	Ver
2*	384.899MHz	-67.61	-13.00	-54.61	PK	Ver
3*	980.115MHz	-54.52	-13.00	-41.52	PK	Ver

Project: LGT23A013	Test Engineer: Dylan.shi
EUT: Smart phone	Temperature: 15.6°C
M/N: A151	Humidity: 47%RH
Test Voltage: Battery	Test Data: 2023-01-17
Test Mode: WCDMA Band 2 Lowest	
Note:	

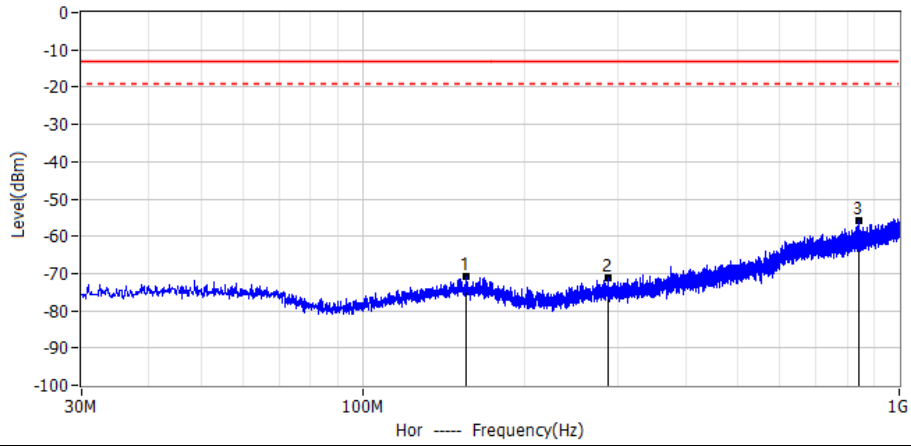


No.	Frequency	Level dBm	Limit dBm	Margin dB	Detector	Polar
1*	171.863MHz	-71.65	-13.00	-58.65	PK	Hor
2*	321.364MHz	-70.49	-13.00	-57.49	PK	Hor
3*	725.490MHz	-59.30	-13.00	-46.30	PK	Hor

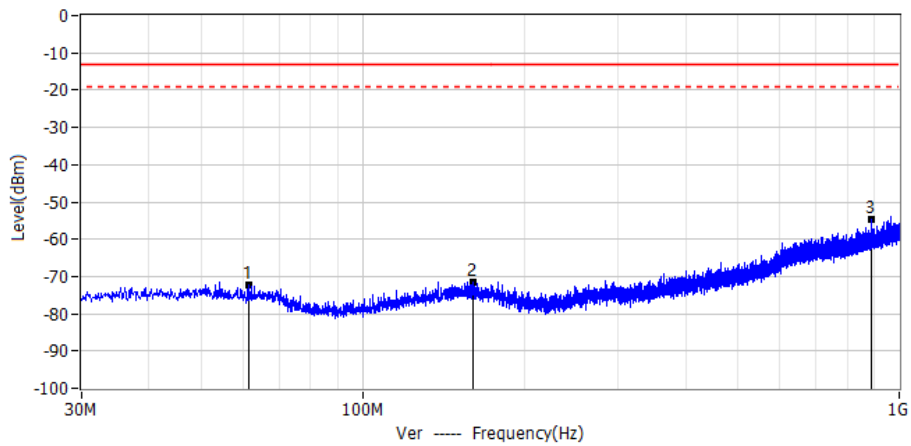


No.	Frequency	Level dBm	Limit dBm	Margin dB	Detector	Polar
1*	170.893MHz	-69.00	-13.00	-56.00	PK	Ver
2*	381.261MHz	-67.40	-13.00	-54.40	PK	Ver
3*	948.590MHz	-53.31	-13.00	-40.31	PK	Ver

Project: LGT23A013	Test Engineer: Dylan.shi
EUT: Smart phone	Temperature: 15.6°C
M/N: A151	Humidity: 47%RH
Test Voltage: Battery	Test Data: 2023-01-17
Test Mode: WCDMA Band 2 Middle	
Note:	

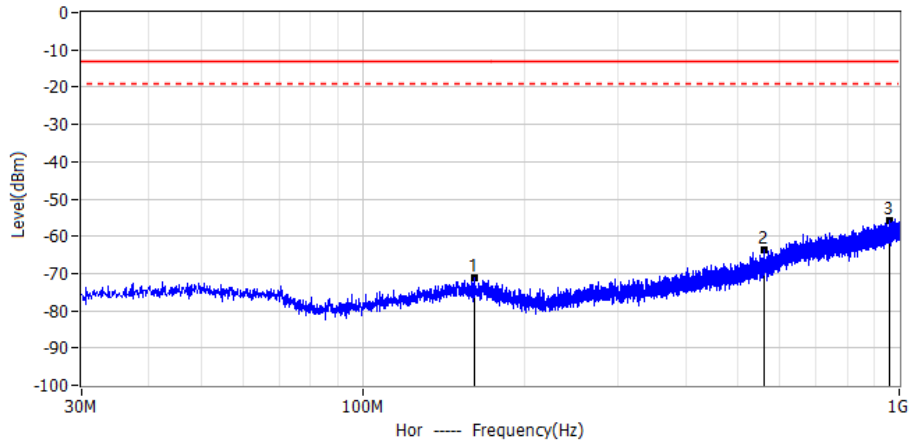


No.	Frequency	Level dBm	Limit dBm	Margin dB	Detector	Polar
1*	156.464MHz	-70.90	-13.00	-57.90	PK	Hor
2*	287.050MHz	-71.22	-13.00	-58.22	PK	Hor
3*	838.616MHz	-55.67	-13.00	-42.67	PK	Hor

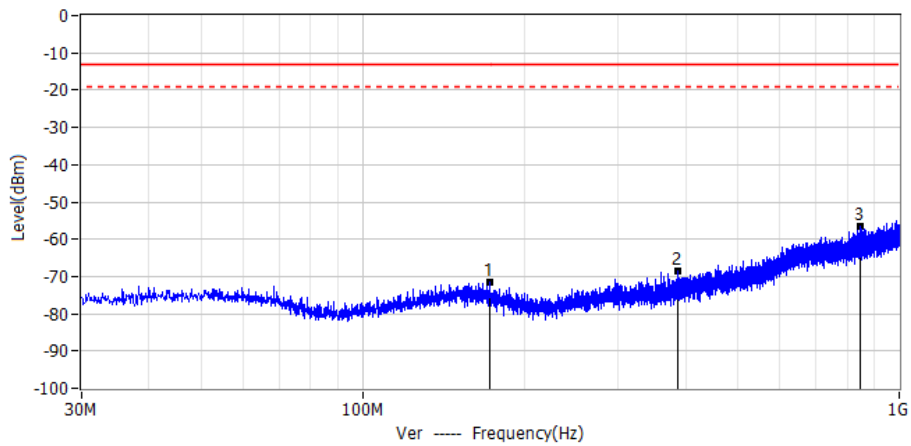


No.	Frequency	Level dBm	Limit dBm	Margin dB	Detector	Polar
1*	61.525MHz	-72.41	-13.00	-59.41	PK	Ver
2*	161.071MHz	-71.37	-13.00	-58.37	PK	Ver
3*	889.178MHz	-54.79	-13.00	-41.79	PK	Ver

Project: LGT23A013	Test Engineer: Dylan.shi
EUT: Smart phone	Temperature: 15.6°C
M/N: A151	Humidity: 47%RH
Test Voltage: Battery	Test Data: 2023-01-17
Test Mode: WCDMA Band 4 Highest	
Note:	

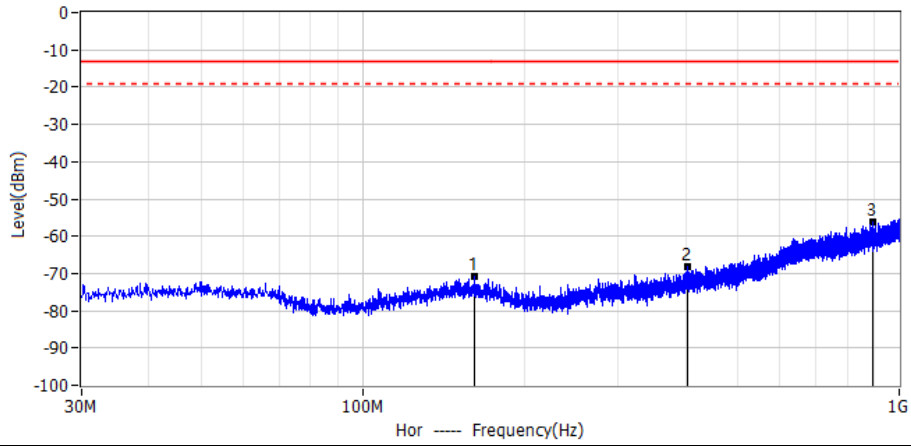


No.	Frequency	Level dBm	Limit dBm	Margin dB	Detector	Polar
1*	161.556MHz	-71.28	-13.00	-58.28	PK	Hor
2*	559.135MHz	-63.71	-13.00	-50.71	PK	Hor
3*	957.563MHz	-55.78	-13.00	-42.78	PK	Hor

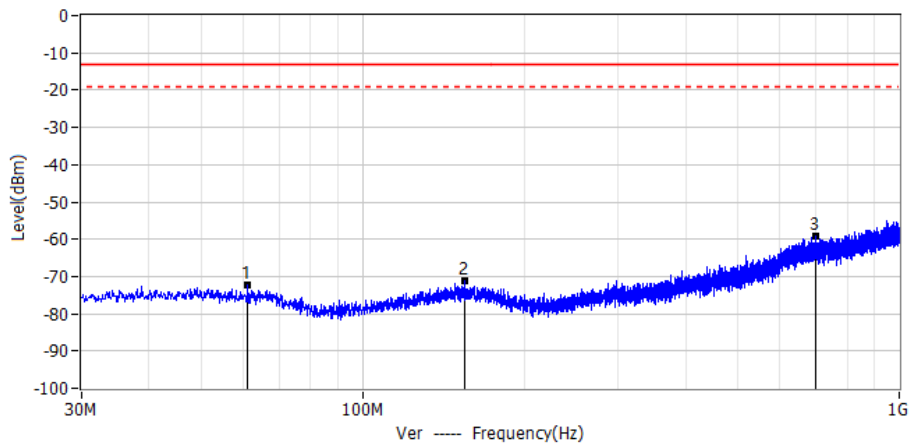


No.	Frequency	Level dBm	Limit dBm	Margin dB	Detector	Polar
1*	172.711MHz	-71.56	-13.00	-58.56	PK	Ver
2*	386.596MHz	-68.62	-13.00	-55.62	PK	Ver
3*	843.588MHz	-56.63	-13.00	-43.63	PK	Ver

Project: LGT23A013	Test Engineer: Dylan.shi
EUT: Smart phone	Temperature: 15.6°C
M/N: A151	Humidity: 47%RH
Test Voltage: Battery	Test Data: 2023-01-17
Test Mode: WCDMA Band 4 Lowest	
Note:	

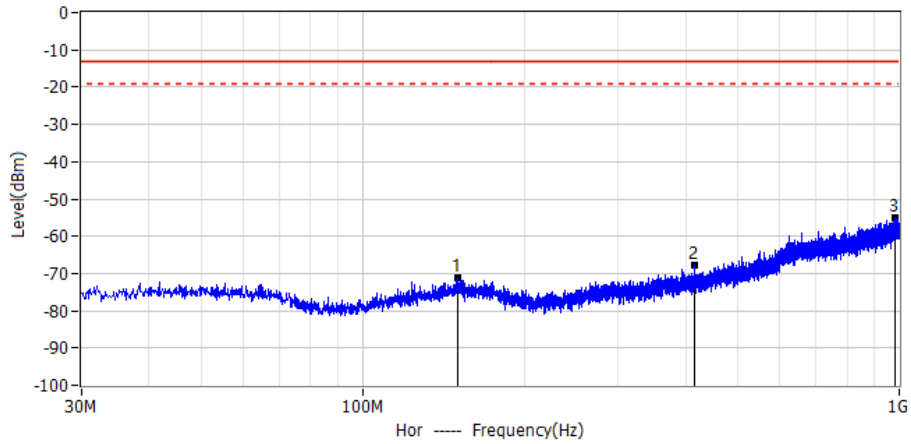


No.	Frequency	Level dBm	Limit dBm	Margin dB	Detector	Polar
1*	161.314MHz	-70.90	-13.00	-57.90	PK	Hor
2*	402.723MHz	-68.20	-13.00	-55.20	PK	Hor
3*	890.269MHz	-56.27	-13.00	-43.27	PK	Hor

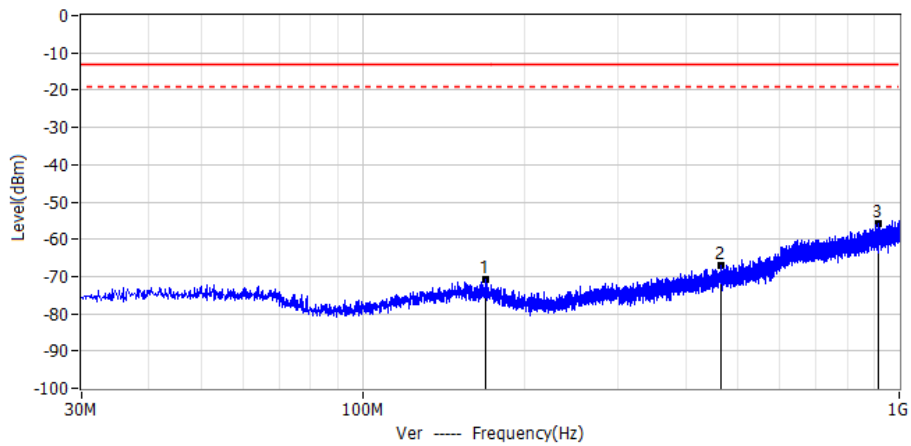


No.	Frequency	Level dBm	Limit dBm	Margin dB	Detector	Polar
1*	61.040MHz	-72.44	-13.00	-59.44	PK	Ver
2*	155.130MHz	-71.08	-13.00	-58.08	PK	Ver
3*	699.058MHz	-59.08	-13.00	-46.08	PK	Ver

Project: LGT23A013	Test Engineer: Dylan.shi
EUT: Smart phone	Temperature: 15.6°C
M/N: A151	Humidity: 47%RH
Test Voltage: Battery	Test Data: 2023-01-17
Test Mode: WCDMA Band 4 Middle	
Note:	

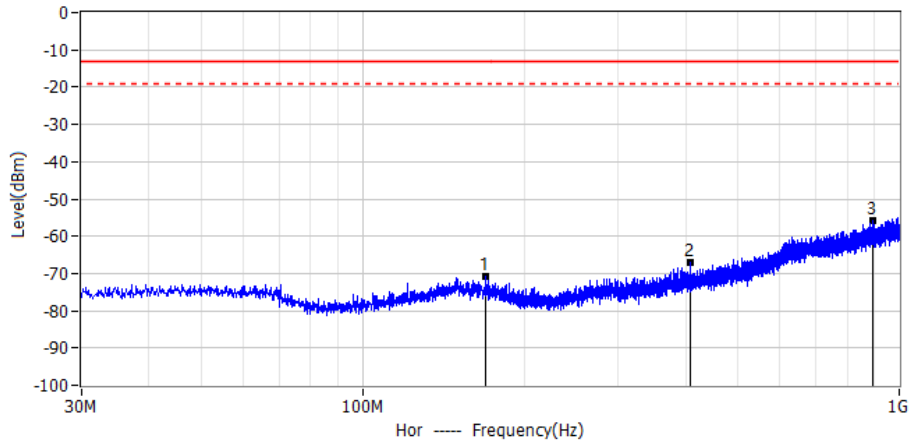


No.	Frequency	Level dBm	Limit dBm	Margin dB	Detector	Polar
1*	150.280MHz	-71.29	-13.00	-58.29	PK	Hor
2*	414.605MHz	-67.69	-13.00	-54.69	PK	Hor
3*	983.753MHz	-55.14	-13.00	-42.14	PK	Hor

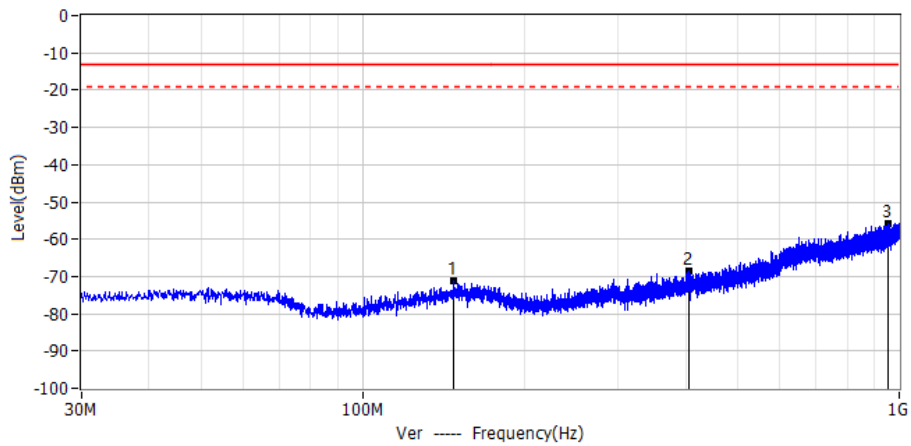


No.	Frequency	Level dBm	Limit dBm	Margin dB	Detector	Polar
1*	169.680MHz	-70.95	-13.00	-57.95	PK	Ver
2*	466.864MHz	-66.92	-13.00	-53.92	PK	Ver
3*	912.458MHz	-55.91	-13.00	-42.91	PK	Ver

Project: LGT23A013	Test Engineer: Dylan.shi
EUT: Smart phone	Temperature: 15.6°C
M/N: A151	Humidity: 47%RH
Test Voltage: Battery	Test Data: 2023-01-17
Test Mode: WCDMA Band 5 Highest	
Note:	

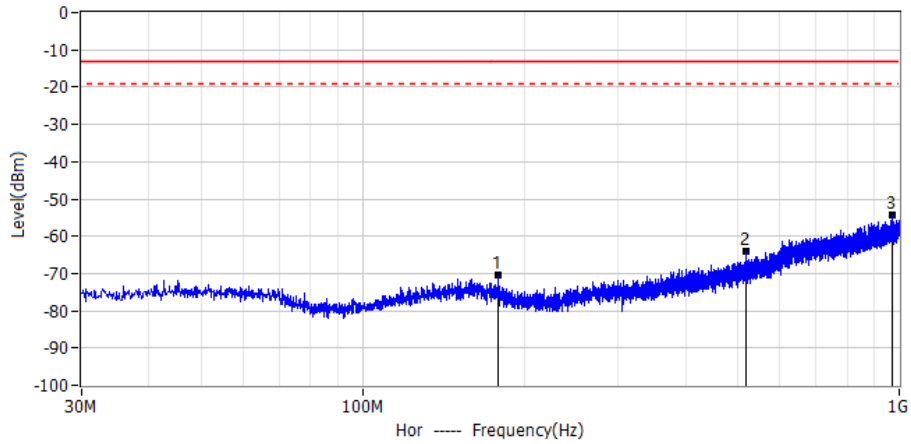


No.	Frequency	Level dBm	Limit dBm	Margin dB	Detector	Polar
1*	170.044MHz	-70.87	-13.00	-57.87	PK	Hor
2*	408.906MHz	-66.86	-13.00	-53.86	PK	Hor
3*	895.240MHz	-55.73	-13.00	-42.73	PK	Hor

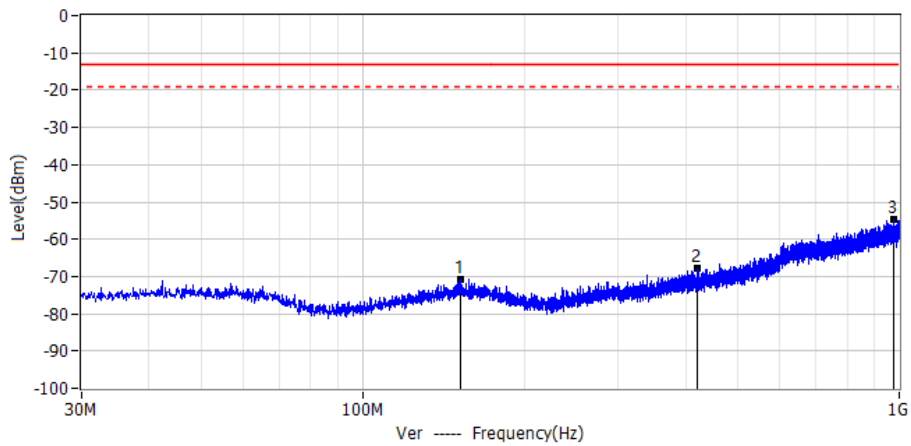


No.	Frequency	Level dBm	Limit dBm	Margin dB	Detector	Polar
1*	147.734MHz	-71.30	-13.00	-58.30	PK	Ver
2*	405.026MHz	-68.70	-13.00	-55.70	PK	Ver
3*	950.773MHz	-55.90	-13.00	-42.90	PK	Ver

Project: LGT23A013	Test Engineer: Dylan.shi
EUT: Smart phone	Temperature: 15.6°C
M/N: A151	Humidity: 47%RH
Test Voltage: Battery	Test Data: 2023-01-17
Test Mode: WCDMA Band 5 Lowest	
Note:	

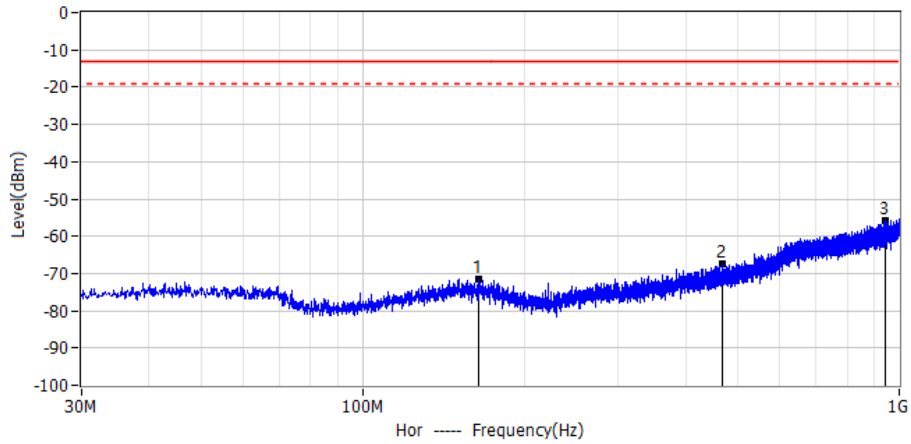


No.	Frequency	Level dBm	Limit dBm	Margin dB	Detector	Polar
1*	179.501MHz	-70.39	-13.00	-57.39	PK	Hor
2*	519.244MHz	-64.01	-13.00	-51.01	PK	Hor
3*	971.264MHz	-54.43	-13.00	-41.43	PK	Hor

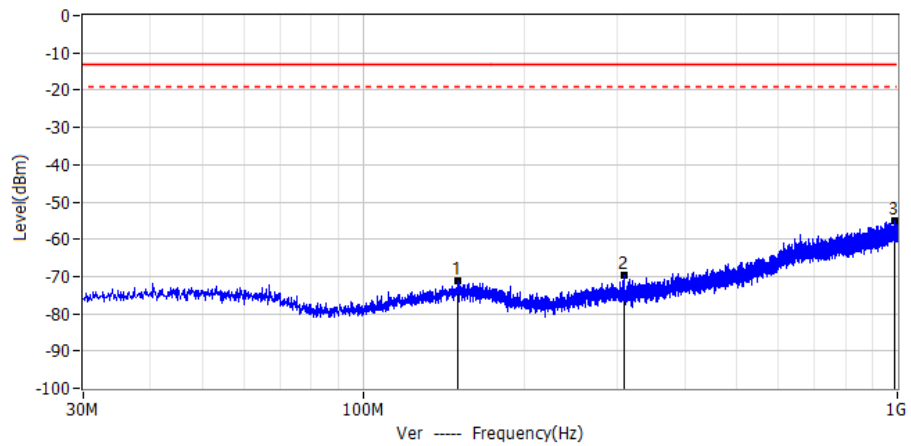


No.	Frequency	Level dBm	Limit dBm	Margin dB	Detector	Polar
1*	152.220MHz	-70.84	-13.00	-57.84	PK	Ver
2*	421.395MHz	-67.97	-13.00	-54.97	PK	Ver
3*	978.175MHz	-54.55	-13.00	-41.55	PK	Ver

Project: LGT23A013	Test Engineer: Dylan.shi
EUT: Smart phone	Temperature: 15.6°C
M/N: A151	Humidity: 47%RH
Test Voltage: Battery	Test Data: 2023-01-17
Test Mode: WCDMA Band 5 Middle	
Note:	

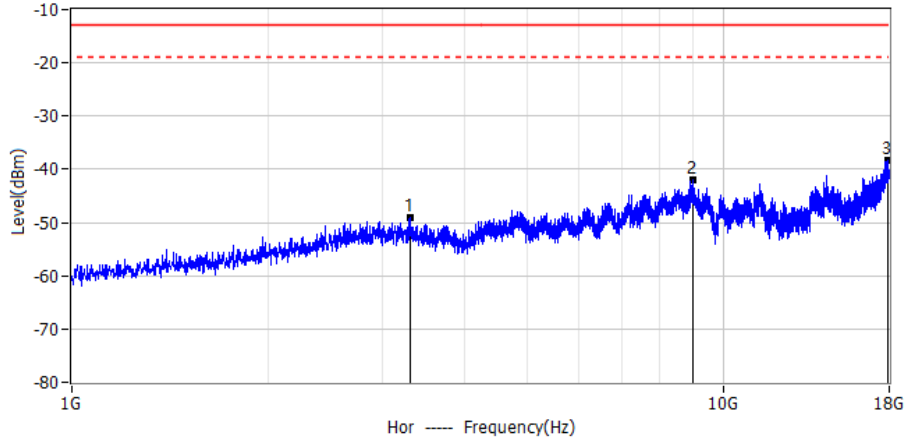


No.	Frequency	Level dBm	Limit dBm	Margin dB	Detector	Polar
1*	164.466MHz	-71.38	-13.00	-58.38	PK	Hor
2*	468.804MHz	-67.34	-13.00	-54.34	PK	Hor
3*	943.498MHz	-55.76	-13.00	-42.76	PK	Hor

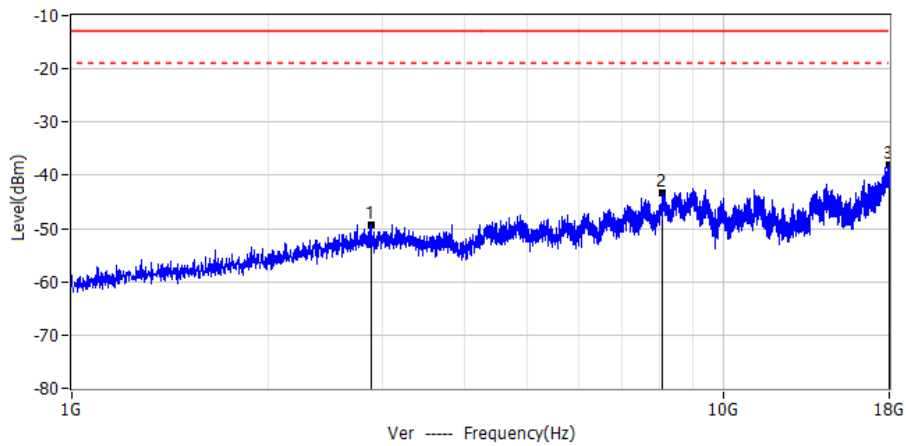


No.	Frequency	Level dBm	Limit dBm	Margin dB	Detector	Polar
1*	150.886MHz	-71.09	-13.00	-58.09	PK	Ver
2*	308.511MHz	-69.51	-13.00	-56.51	PK	Ver
3*	986.178MHz	-54.88	-13.00	-41.88	PK	Ver

Project: LGT23A013	Test Engineer: Dylan.shi
EUT: Smart phone	Temperature: 17.7°C
M/N: A151	Humidity: 45%RH
Test Voltage: Battery	Test Data: 2023-01-17
Test Mode: WCDMA Band 2 Highest	
Note:	

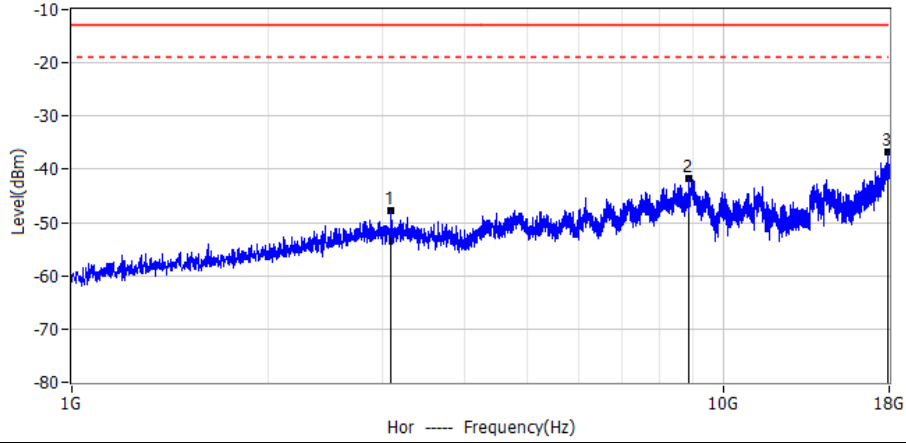


No.	Frequency	Level dBm	Limit dBm	Margin dB	Detector	Polar
1*	3.312GHz	-49.00	-13.00	-36.00	PK	Hor
2*	8.986GHz	-42.10	-13.00	-29.10	PK	Hor
3*	17.902GHz	-38.19	-13.00	-25.19	PK	Hor

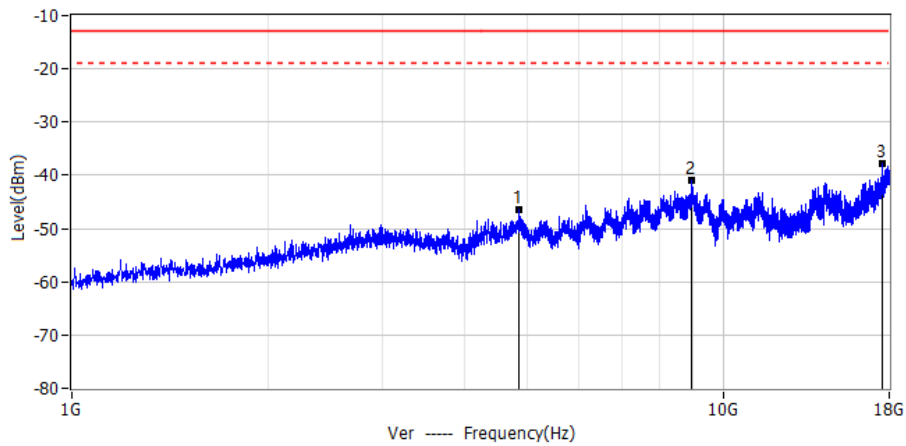


No.	Frequency	Level dBm	Limit dBm	Margin dB	Detector	Polar
1*	2.889GHz	-49.37	-13.00	-36.37	PK	Ver
2*	8.072GHz	-43.28	-13.00	-30.28	PK	Ver
3*	17.966GHz	-38.00	-13.00	-25.00	PK	Ver

Project: LGT23A013	Test Engineer: Dylan.shi
EUT: Smart phone	Temperature: 17.7°C
M/N: A151	Humidity: 45%RH
Test Voltage: Battery	Test Data: 2023-01-17
Test Mode: WCDMA Band 2 Lowest	
Note:	

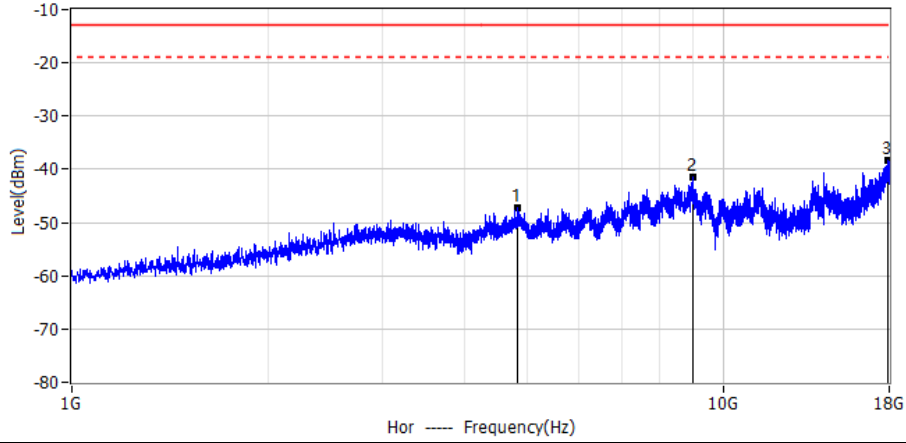


No.	Frequency	Level dBm	Limit dBm	Margin dB	Detector	Polar
1*	3.091GHz	-47.87	-13.00	-34.87	PK	Hor
2*	8.863GHz	-41.71	-13.00	-28.71	PK	Hor
3*	17.896GHz	-36.83	-13.00	-23.83	PK	Hor

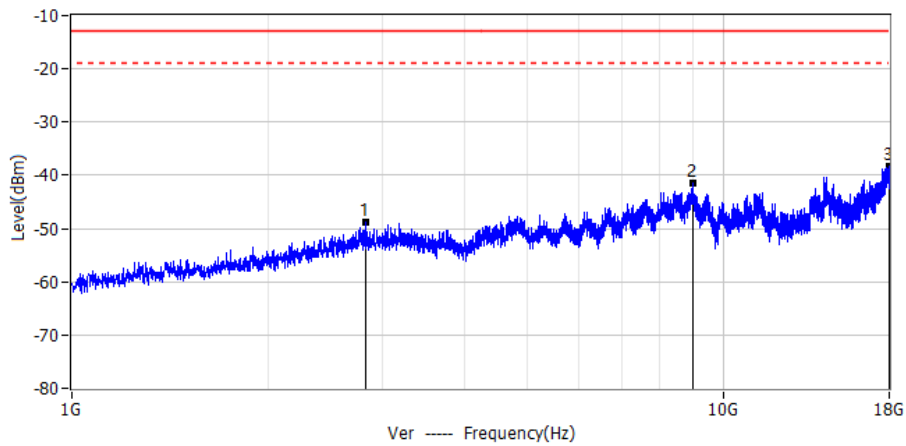


No.	Frequency	Level dBm	Limit dBm	Margin dB	Detector	Polar
1*	4.851GHz	-46.53	-13.00	-33.53	PK	Ver
2*	8.939GHz	-40.95	-13.00	-27.95	PK	Ver
3*	17.552GHz	-37.89	-13.00	-24.89	PK	Ver

Project: LGT23A013	Test Engineer: Dylan.shi
EUT: Smart phone	Temperature: 17.7°C
M/N: A151	Humidity: 45%RH
Test Voltage: Battery	Test Data: 2023-01-17
Test Mode: WCDMA Band 2 Middle	
Note:	

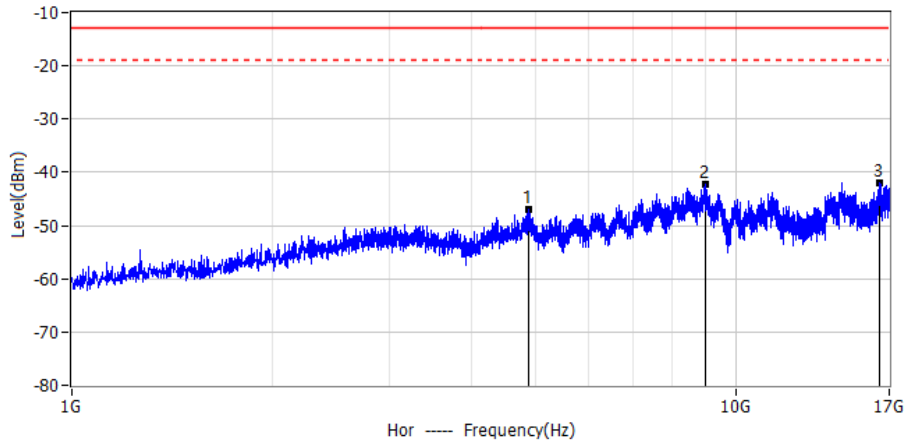


No.	Frequency	Level dBm	Limit dBm	Margin dB	Detector	Polar
1*	4.838GHz	-47.31	-13.00	-34.31	PK	Hor
2*	8.999GHz	-41.39	-13.00	-28.39	PK	Hor
3*	17.953GHz	-38.40	-13.00	-25.40	PK	Hor

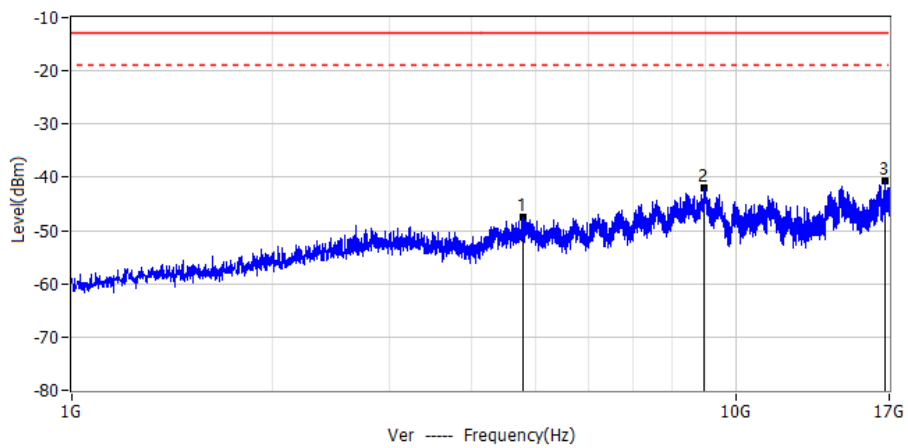


No.	Frequency	Level dBm	Limit dBm	Margin dB	Detector	Polar
1*	2.825GHz	-48.89	-13.00	-35.89	PK	Ver
2*	8.979GHz	-41.51	-13.00	-28.51	PK	Ver
3*	17.962GHz	-38.31	-13.00	-25.31	PK	Ver

Project: LGT23A013	Test Engineer: Dylan.shi
EUT: Smart phone	Temperature: 17.7°C
M/N: A151	Humidity: 45%RH
Test Voltage: Battery	Test Data: 2023-01-17
Test Mode: WCDMA Band 4 Highest	
Note:	

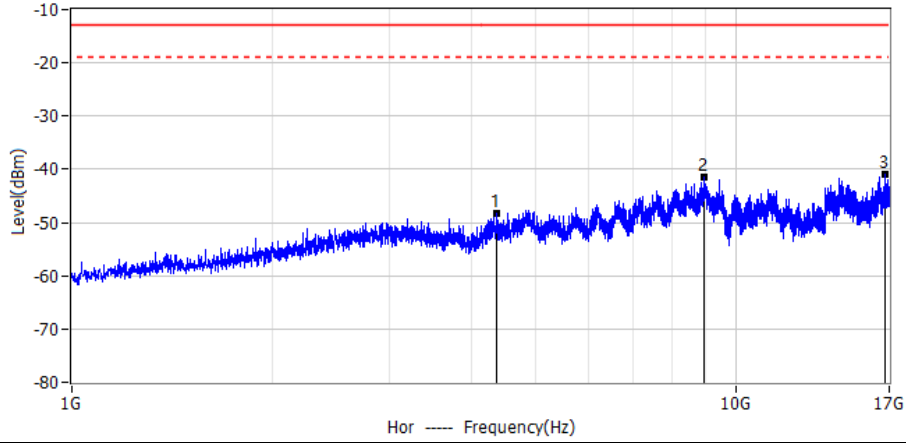


No.	Frequency	Level dBm	Limit dBm	Margin dB	Detector	Polar
1*	4.874GHz	-46.96	-13.00	-33.96	PK	Hor
2*	9.008GHz	-42.16	-13.00	-29.16	PK	Hor
3*	16.438GHz	-41.91	-13.00	-28.91	PK	Hor

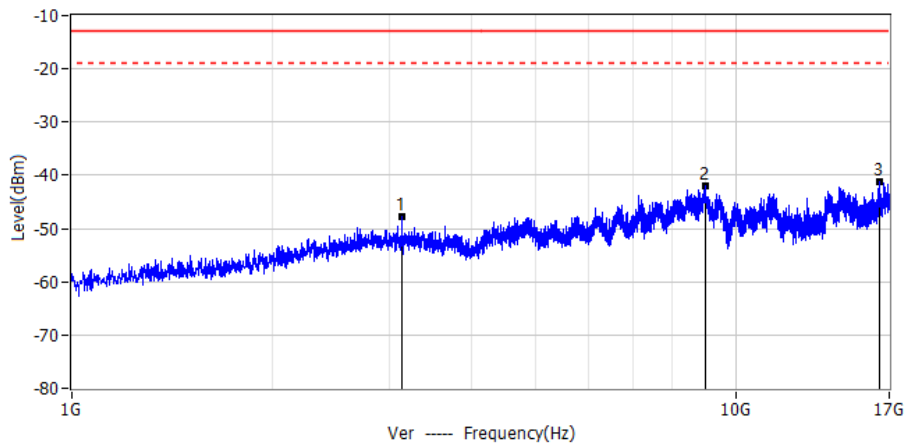


No.	Frequency	Level dBm	Limit dBm	Margin dB	Detector	Polar
1*	4.780GHz	-47.61	-13.00	-34.61	PK	Ver
2*	8.930GHz	-41.97	-13.00	-28.97	PK	Ver
3*	16.778GHz	-40.74	-13.00	-27.74	PK	Ver

Project: LGT23A013	Test Engineer: Dylan.shi
EUT: Smart phone	Temperature: 17.7°C
M/N: A151	Humidity: 45%RH
Test Voltage: Battery	Test Data: 2023-01-17
Test Mode: WCDMA Band 4 Lowest	
Note:	

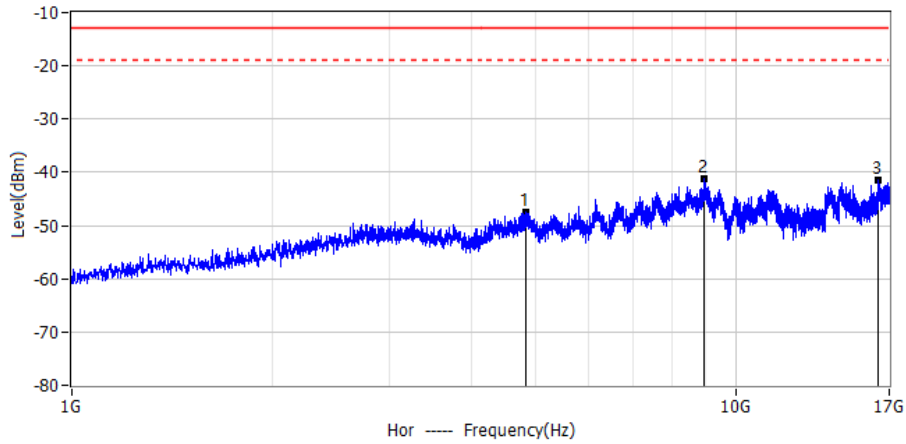


No.	Frequency	Level dBm	Limit dBm	Margin dB	Detector	Polar
1*	4.356GHz	-48.30	-13.00	-35.30	PK	Hor
2*	8.940GHz	-41.58	-13.00	-28.58	PK	Hor
3*	16.772GHz	-40.83	-13.00	-27.83	PK	Hor

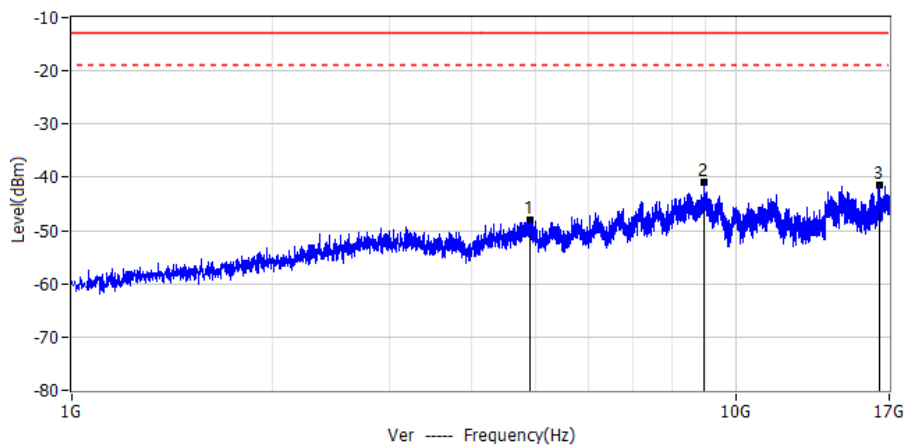


No.	Frequency	Level dBm	Limit dBm	Margin dB	Detector	Polar
1*	3.140GHz	-47.64	-13.00	-34.64	PK	Ver
2*	8.980GHz	-41.97	-13.00	-28.97	PK	Ver
3*	16.440GHz	-41.11	-13.00	-28.11	PK	Ver

Project: LGT23A013	Test Engineer: Dylan.shi
EUT: Smart phone	Temperature: 17.7°C
M/N: A151	Humidity: 45%RH
Test Voltage: Battery	Test Data: 2023-01-17
Test Mode: WCDMA Band 4 Middle	
Note:	

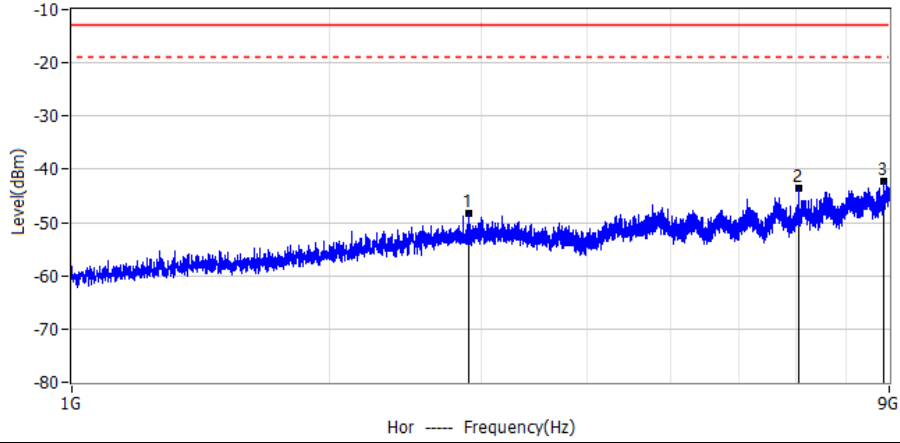


No.	Frequency	Level dBm	Limit dBm	Margin dB	Detector	Polar
1*	4.828GHz	-47.42	-13.00	-34.42	PK	Hor
2*	8.944GHz	-41.31	-13.00	-28.31	PK	Hor
3*	16.362GHz	-41.39	-13.00	-28.39	PK	Hor

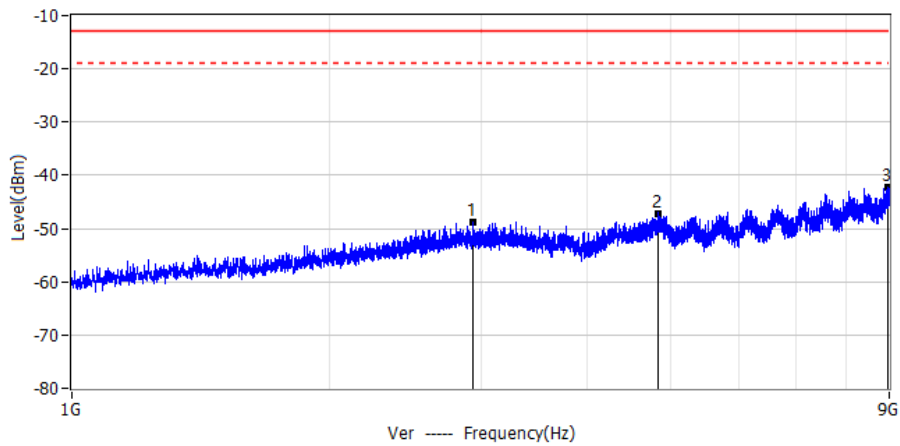


No.	Frequency	Level dBm	Limit dBm	Margin dB	Detector	Polar
1*	4.890GHz	-47.90	-13.00	-34.90	PK	Ver
2*	8.960GHz	-41.05	-13.00	-28.05	PK	Ver
3*	16.414GHz	-41.36	-13.00	-28.36	PK	Ver

Project: LGT23A013	Test Engineer: Dylan.shi
EUT: Smart phone	Temperature: 17.7°C
M/N: A151	Humidity: 45%RH
Test Voltage: Battery	Test Data: 2023-01-17
Test Mode: WCDMA Band 5 Highest	
Note:	

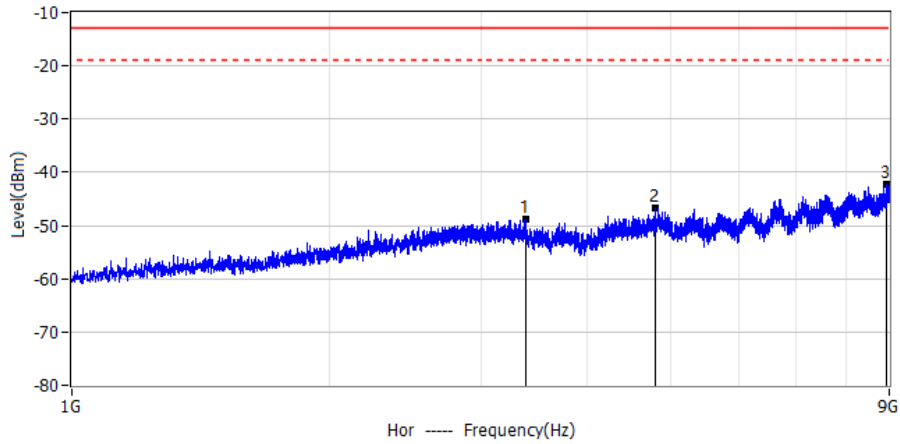


No.	Frequency	Level dBm	Limit dBm	Margin dB	Detector	Polar
1*	2.906GHz	-48.30	-13.00	-35.30	PK	Hor
2*	7.054GHz	-43.58	-13.00	-30.58	PK	Hor
3*	8.872GHz	-42.35	-13.00	-29.35	PK	Hor

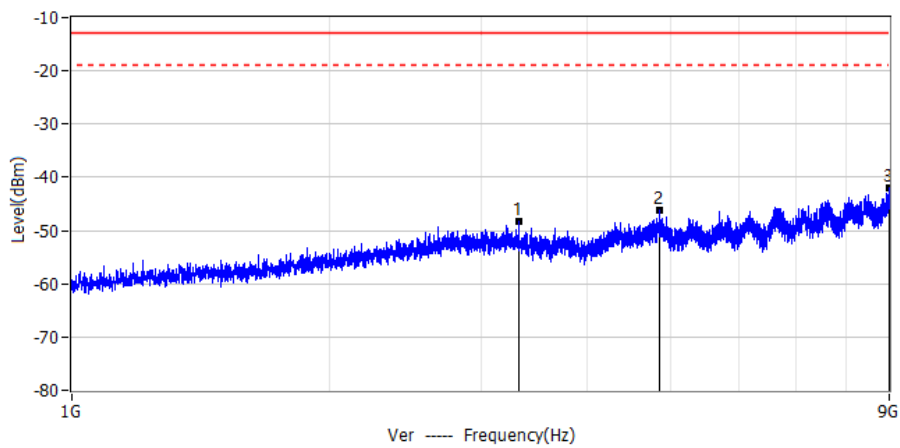


No.	Frequency	Level dBm	Limit dBm	Margin dB	Detector	Polar
1*	2.938GHz	-48.68	-13.00	-35.68	PK	Ver
2*	4.833GHz	-47.10	-13.00	-34.10	PK	Ver
3*	8.977GHz	-42.17	-13.00	-29.17	PK	Ver

Project: LGT23A013	Test Engineer: Dylan.shi
EUT: Smart phone	Temperature: 17.7°C
M/N: A151	Humidity: 45%RH
Test Voltage: Battery	Test Data: 2023-01-17
Test Mode: WCDMA Band 5 Lowest	
Note:	

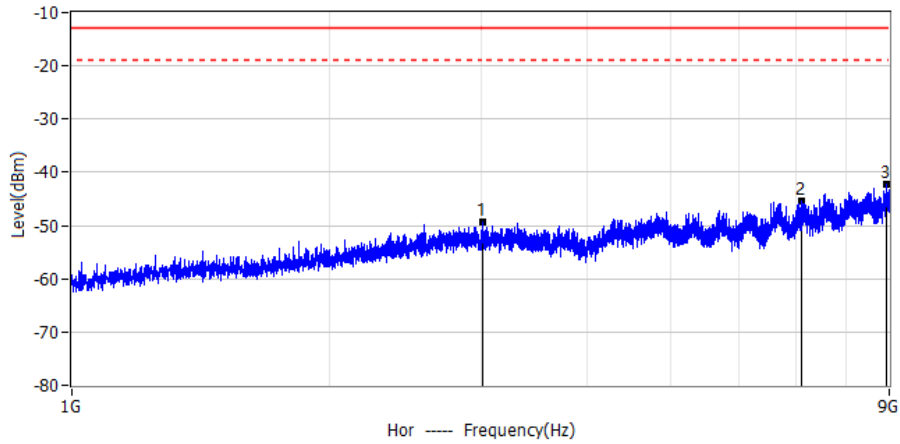


No.	Frequency	Level dBm	Limit dBm	Margin dB	Detector	Polar
1*	3.385GHz	-48.83	-13.00	-35.83	PK	Hor
2*	4.792GHz	-46.69	-13.00	-33.69	PK	Hor
3*	8.933GHz	-42.14	-13.00	-29.14	PK	Hor

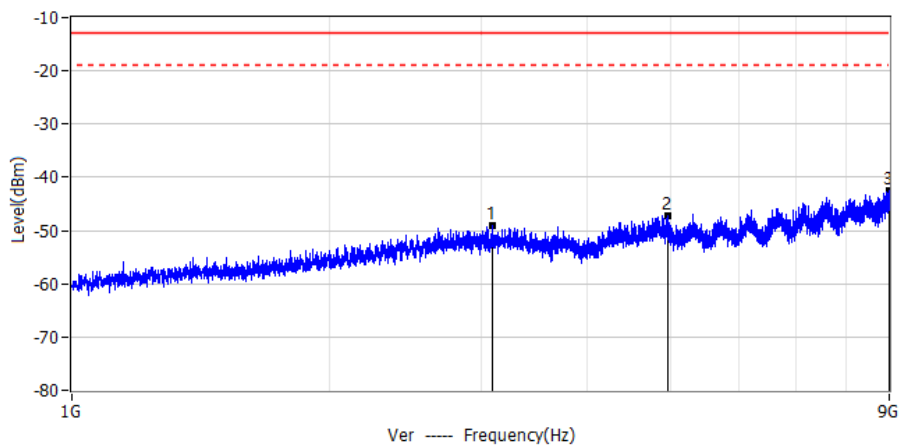


No.	Frequency	Level dBm	Limit dBm	Margin dB	Detector	Polar
1*	3.323GHz	-48.16	-13.00	-35.16	PK	Ver
2*	4.847GHz	-46.24	-13.00	-33.24	PK	Ver
3*	8.991GHz	-42.05	-13.00	-29.05	PK	Ver

Project: LGT23A013	Test Engineer: Dylan.shi
EUT: Smart phone	Temperature: 17.7°C
M/N: A151	Humidity: 45%RH
Test Voltage: Battery	Test Data: 2023-01-17
Test Mode: WCDMA Band 5 Middle	
Note:	



No.	Frequency	Level dBm	Limit dBm	Margin dB	Detector	Polar
1*	3.012GHz	-49.36	-13.00	-36.36	PK	Hor
2*	7.113GHz	-45.28	-13.00	-32.28	PK	Hor
3*	8.930GHz	-42.24	-13.00	-29.24	PK	Hor



No.	Frequency	Level dBm	Limit dBm	Margin dB	Detector	Polar
1*	3.098GHz	-49.18	-13.00	-36.18	PK	Ver
2*	4.958GHz	-47.27	-13.00	-34.27	PK	Ver
3*	8.993GHz	-42.41	-13.00	-29.41	PK	Ver

APPENDIX II- PHOTOS OF TEST SETUP

Note: See test photos in setup photo document for the actual connections between Product and support equipment.

*****END OF THE REPORT*****