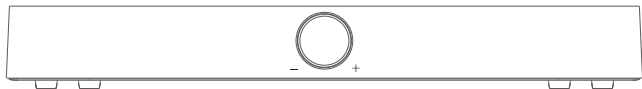


# TNPHASER/W

## RGB Desktop Soundbar

User Guide



**TILT**ED  
NATION



Welcome to the Tilted Nation family and thank you for purchasing the TNPhaser.

Our mission is to help you achieve your dream set up. We do that by creating innovative products curated by ideas and input from our community, like this one.

So, if you have any questions, feedback, or just want to say hi, please reach out to us at [techsupport@tiltednation.com](mailto:techsupport@tiltednation.com) or on any one of our social media channels.

Don't forget to share your setup with us using #TiltedNation and tag us for monthly giveaways.



**TiltedNationGaming**



With Love From Southern California,  
Tilted Nation

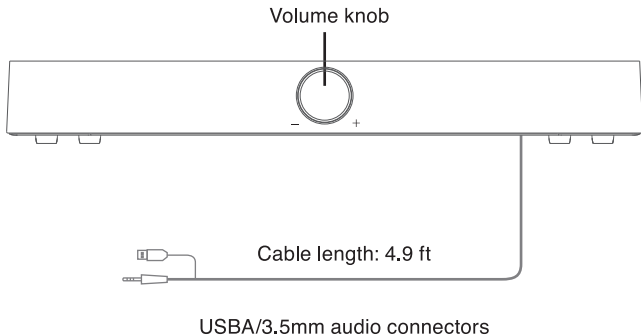
## Package Contents

- TNPHASER
- User's Guide

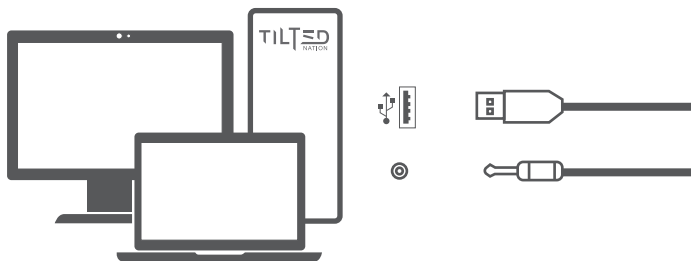
## SYSTEM REQUIREMENTS

- Any device with a free USBA port (power) and 3.5mm audio jack (audio)
- Windows 7® 64-bit (or higher)
- Mac OSX or higher

## HARDWARE BASICS



# INSTALLATION INSTRUCTIONS

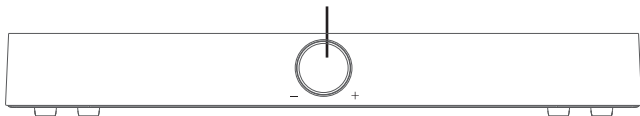


Connect the USB-A end of the cable (power) into any available USB port on your computer, laptop or TV and connect the 3.5mm end of the cable into the audio/headphone jack of the audio source you want to hear audio from.

Note: The connected audio source is still the main volume control. Please set the volume of the connected device above 70%, then use the volume knob on the speaker to higher and lower the volume as needed.

## VOLUME CONTROL KNOB

Volume Control Knob



The volume control knob is used to turn the speaker on/off, switch between Bluetooth/AUX modes, change the RGB and higher/lower the volume when needed.

- Press and hold: Turn the speaker on/off.
- Quick press: Change the RGB.
- Quick double press: Switch between Bluetooth & AUX modes.
- Turn right/left: Adjust the volume.

## CHANGING THE RGB



The speaker is equipped with 5 different RGB modes including both static and dynamic illumination. To select an RGB effect simply press and release the volume knob to cycle through each of the 5 effects in rotation.

- Dynamic RGB
- Cycling/Breathing

When there is no audio being transmitted from the connected device, the RGB will cycle through each solid color in rotation then start a breathing effect once the connected device begins to transmit audio.

- Static red
- Static blue
- Static green
- Off

## SWITCHING BETWEEN AUX AND BLUETOOTH MODES

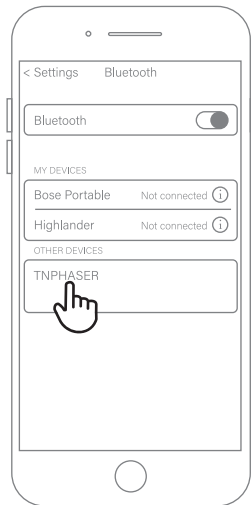


To switch between AUX and Bluetooth mode simply press the volume knob twice and the audio prompts will let you know which mode the speaker is switched too.

- AUX mode: audio from the connected 3.5mm device.
- Bluetooth mode: audio from any Bluetooth enabled device.

## CONNECTING TO A BLUETOOTH ENABLED DEVICE

To connect a Bluetooth enabled device to the speaker simply set the speaker to Bluetooth mode then search for and connect to the TNPHASER's broadcasting ID.



## SAFETY INSTRUCTIONS

Please read the following carefully. Incorrect use of this product may result in reduced performance, permanent damage and void your warranty.

- Keep this device away from liquid, humidity and moisture.
- Operate this device only within the specific temperature range of 0°C (32° F) to 5°C to 40°C (104° F)
- Please refrain from taking the device apart. Doing so will void your warranty.
- Do not dispose this product in the garbage. Take it to your local recycling center.

## SPECIFICATIONS

Speaker Size	2" *2
Frequency Response	60Hz-20KHz
Sensitivity	750Mv±50Mv
Bluetooth Distance	≥10m
Bluetooth Version	5.0
Input Interface	3.5MM Audio Jack
Power Input (USBA)	5V, USBA for power
Unit Size	10.63" x 3.07" x 2"
Weight	1.30 lbs



## Technical Support

Tech support hours are from 9:00 AM to 5:00 PM Monday through Friday (PST).

- E-Mail: [techsupport@tiltednation.com](mailto:techsupport@tiltednation.com)
- Phone: (909) 230-6778

## FCC compliance statement

This device complies with part 15 of the FCC Rules. Operation is subject to the following two conditions: (1) this device may not cause harmful interference, and (2) this device must accept any interference received, including interference that may cause undesired operation.

Note: This equipment has been tested and found to comply with the limits for a Class B digital device, pursuant to part 15 of the FCC Rules. These limits are designed to provide reasonable protection against harmful interference in a residential installation. This equipment generates, uses, and can radiate radio frequency energy and, if not installed and used in accordance with the instructions, may cause harmful interference to radio communications. However, there is no guarantee that interference will not occur in a particular installation.

If this equipment does cause harmful interference to radio or television reception, which can be determined by turning the equipment off and on, the user is encouraged to try to correct the interference by one or more of the following measures:

- Increase the separation between the equipment and receiver.
- Connect the equipment to an outlet on a circuit different from that to which the receiver is connected.
- Consult the dealer or an experienced radio/TV technician for help.

Caution: Any changes or modifications not expressly approved by the party responsible for compliance could void the user's authority to operate the equipment.

This product complies with FCC radiation exposure limits set forth for an uncontrolled environment. This transmitter must not be co-located or operating in conjunction with any other antenna or transmitter.

This equipment should be installed and operated with minimum distance 20cm (8 inches) between the device and a persons body.

## Warranty

Tilted Nation warrants that this product will be free from defects in title, materials and manufacturing workmanship for one year in North America from the date of the purchase. If the product is found to be defective then, as your sole remedy and as the manufacturer's only obligation, Tilted Nation will repair or replace the product. This warranty is exclusive and is limited to the item that this user's guide came with. This warranty shall not apply to products that have been subjected to abuse, misuse, abnormal electrical or environmental conditions, or any condition other than what can be considered normal use. The liability of Tilted Nation arising from this warranty and sale shall be limited to a refund of the purchase price. In no event shall Tilted Nation be liable for costs of procurement of substitute products or services, or for any lost profits, or for any consequential, incidental, direct or indirect damages, however caused and on any theory of liability, arising from this warranty and sale. These limitations shall apply notwithstanding any failure of essential purpose of any limited remedy.

---

techsupport@tiltednation.com  
(909) 230-6778

