

Item No.: DX-2140-2

1. Use as a Remote Control Massaging Cockring Vibrator with 10 vibrating modes





2. Power Supply: the remote part uses 1xAAA battery and the receiver part is rechargeable



Remote Part




Receiver part

3. Press the  button on the remote for one second to make it as “ON” and press the  button to change different vibrating modes.



4. Press the  button on the receiver for one second to make it as “ON”



5. Use the  button on the remote to enjoy 10 different vibrating modes



6. Press the  button on the remote for one second to make it as “OFF”



7. Press the  button on the receiver for one second to make it as “OFF”



When not in use, pls storage them in good conditions.

FCC Statement

This device complies with part 15 of the FCC rules. Operation is subject to the following two conditions: (1) this device may not cause harmful interference, and (2) this device must accept any interference received, including interference that may cause undesired operation.

Changes or modifications not expressly approved by the party responsible for compliance could void the user's authority to operate the equipment.

NOTE: This equipment has been tested and found to comply with the limits for a Class B digital device, pursuant to part 15 of the FCC Rules. These limits are designed to provide reasonable protection against harmful interference in a residential installation. This equipment generates uses and can radiate radio frequency energy and, if not installed and used in accordance with the instructions, may cause harmful interference to radio communications. However, there is no guarantee that interference will not occur in a particular installation. If this equipment does cause harmful interference to radio or television reception, which can be determined by turning the equipment off and on, the user is encouraged to try to correct the interference by one or more of the following measures:

- Reorient or relocate the receiving antenna.
- Increase the separation between the equipment and receiver.
- Connect the equipment into an outlet on a circuit different from that to which the receiver is connected.
- Consult the dealer or an experienced radio/TV technician for help.

The device has been evaluated to meet general RF exposure requirement. The device can be used in portable exposure condition without restriction.