

Shenzhen World Elite Electronic Co. LTD.

Sample Approval Sheet

Product Information:

Material Description	H010A 5G ANT2 Antenna
Customer's Part number	
Specifications	FPC (32*12mm) +White Coaxial Cable (ϕ 1.13*70mm) +Welding+UV adhesive
Supplier's Part number	136-H010A-30A
Date	2024-9-12

Supplier:

Prepared By	Checked By	Approved By
Zhang Dengqiao	Li Yuepeng	Zhang Xiangting

Customer Approval:

Accepted By	Checked By	Approved By

Results:

- Full Approval
- Conditional Approval
- Unqualified
- Others:

Shenzhen World Elite Electronic Co. LTD.

Add: Xiangyuer Industrial Park, No. 8, Longsheng Road, Longgang Street, Longgang District, Shenzhen, Guangdong, China

Tel: 86-755-89983786

Contents

1、 Specification.....	3
1.1 Electrical specification standard.....	3
1.1.1 Electrical Specifications.....	3
1.1.2 Antenna Matching Network.....	3
2、 Test.....	3
2.1 Test of passive S11.....	3
2.1.1 Test connection.....	3
2.1.2 Passive S11.....	4
2.2 Gain and efficiency test.....	4
2.2.1 Test Position.....	4
2.2.2 Test equipment.....	4
2.2.3 Results Summary.....	5
2.2.4 Radiation Pattern Results.....	5
3、 Conclusion.....	6
4、 Part Drawing.....	7

1、 Specification

This report mainly provides the testing status of various electrical and structural performance parameters of H010A 5G ANT2 Antenna.




Figure 1 Antenna

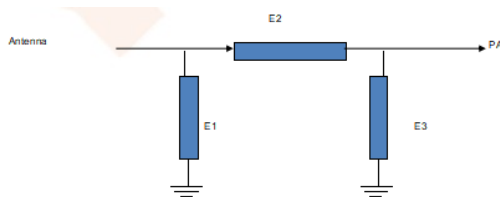
1.1 Electrical specification standard

1.1.1 Electrical Specifications

The antenna operates in the 5150-5850 MHz. The following table is the electrical performance index of the antenna designed by our company.

Antenna	H010A 5G ANT2 Antenna
Frequency Range	5150-5850MHz
VSWR	< 2.0
Efficiency	>45%
Impedance	50 ohm
Polarization	Linear polarization

1.1.2 Antenna Matching Network



Element	Value
E1(0402)	N/A
E2(0402)	0R
E3(0402)	N/A

2、 Test

The antenna was debugged and tested with the prototype provided by the customer.

2.1 Test of passive S11

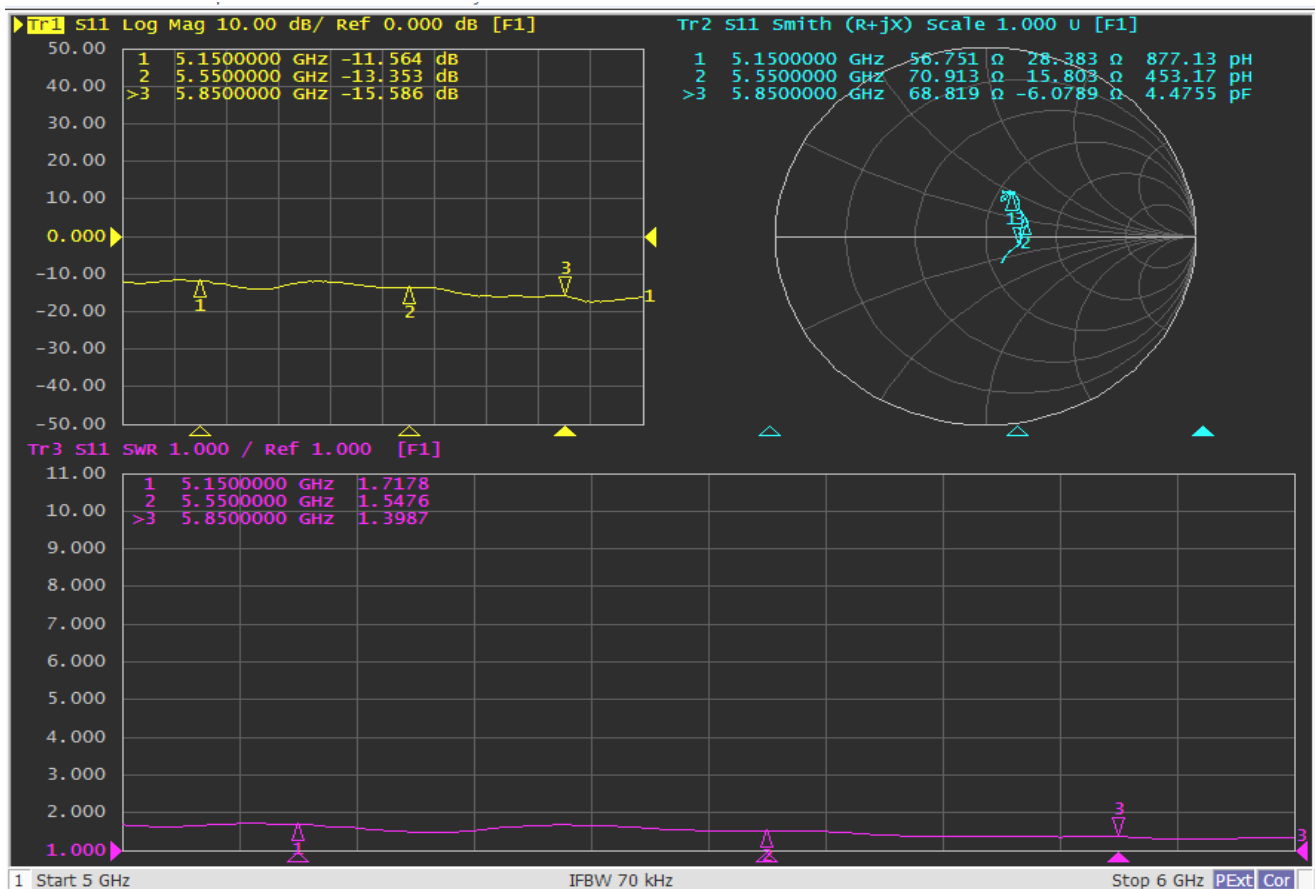
2.1.1 Test connection

The passive S11 test device is connected as follows: Network Analyzer → Test Line → Test Fixture.

2.1.2 Passive S11

The following table shows the standing wave ratio values of the edge frequency points of the antenna operating frequency band. The waveform of Return Loss and VSWR obtained by the test is shown as follows.

Frequency (MHz)	5150	5550	5850
VSWR	1.71	1.54	1.39
Return Loss	-11.56	-13.35	-15.58



2.2 Gain and efficiency test

2.2.1 Test Position

Microwave anechoic chamber, the test frequency range is 400MHz-6GHz.

2.2.2 Test equipment

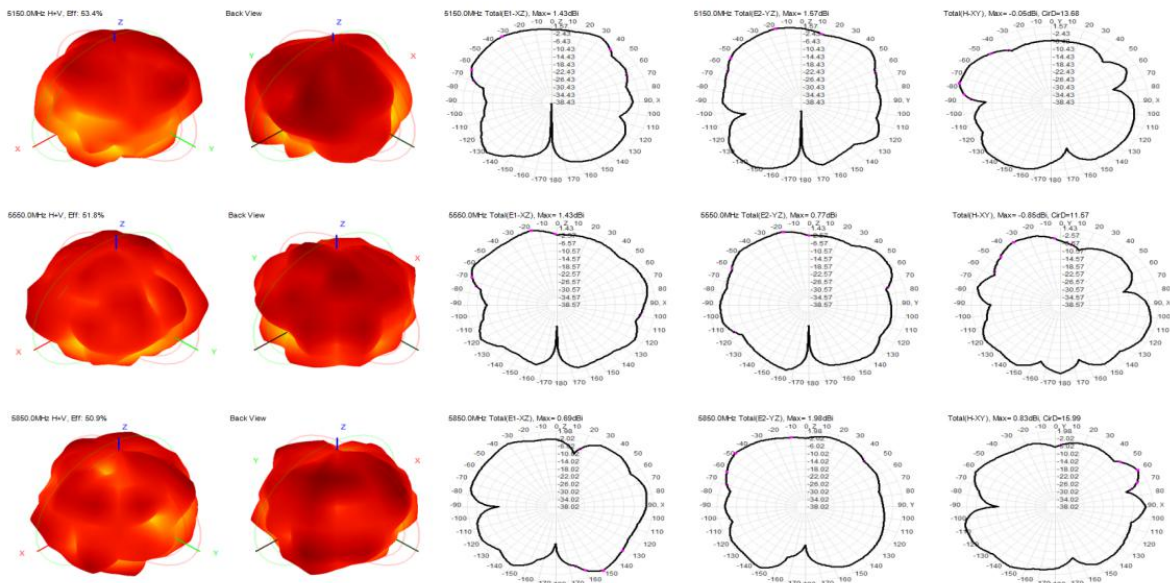
Network analyzer, standard horn antenna, multi-probe near field antenna test system, test computer, etc

2.2.3 Results Summary

In the microwave anechoic chamber, the measured values related to efficiency and gain are shown in the table below.

Frequency (MHz)	Gain (dBi)	Efficiency (%)
5150	2.82	53.40%
5200	3.11	52.90%
5250	3.21	51.10%
5300	3.33	51.50%
5350	3.97	54.00%
5400	3.94	52.80%
5450	3.20	51.00%
5500	2.27	52.30%
5550	2.54	51.90%
5600	2.11	49.80%
5650	2.27	48.40%
5700	2.61	48.20%
5750	2.05	49.50%
5800	1.65	50.20%
5850	2.07	51.00%

2.2.4 Radiation Pattern Results



3、 Conclusion

This antenna is designed on the basis of the prototype provided by the customer. The above electrical performance parameters are tested under the environmental treatment conditions of the test prototype. The electrical parameters and structural performance have met the technical requirements. Please confirm!

4、Part Drawing

1	2	3	4	5	6	7	8	
					Rev	Description	Date	Remark
					A	New drawing		

Technical requirement:

1. Dimensions not marked as per drawing;
2. There is no poor welding phenomenon such, as false soldering, solder bonding, short circuit, etc;
3. All parts shall meet RoHS/REACH requirements.

No.	Part No.	Name	Specification	Amount	Remark
1	100-H010A-31A	H010A 5G ANT2 PFC	PL, Black, 3M9471	1	
2	104-FSS17-12A	FSS17 Cable	1.1347mm White Coaxial Cabl/MHF-1 plug	1	

Shenzhen World Elite Electronic Co. LTD			
Third Angle	Project	Part Name	Date
0~10 10~18 18~30 30~40	±0.05 ±0.10 ±0.12 ±0.15	0.02 0.03 0.02 0.04	H010A 5G ANT2 Antenna 136-H010A-30A
±0.20 Angle	±0.5°	Material	Designed by
		Technology	Zhang Dengqiao
		Approved by	2024-09-12
		Unit	mm
		Scale	1:1
		Rev	Rev
			AL