

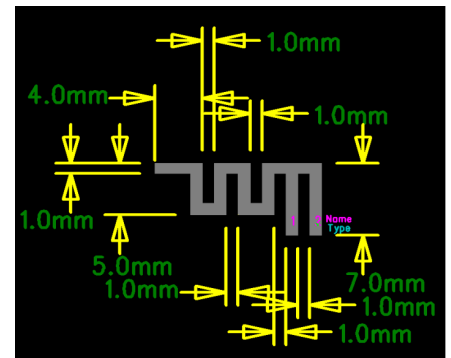
Antenna Specification

Quick Reference Date

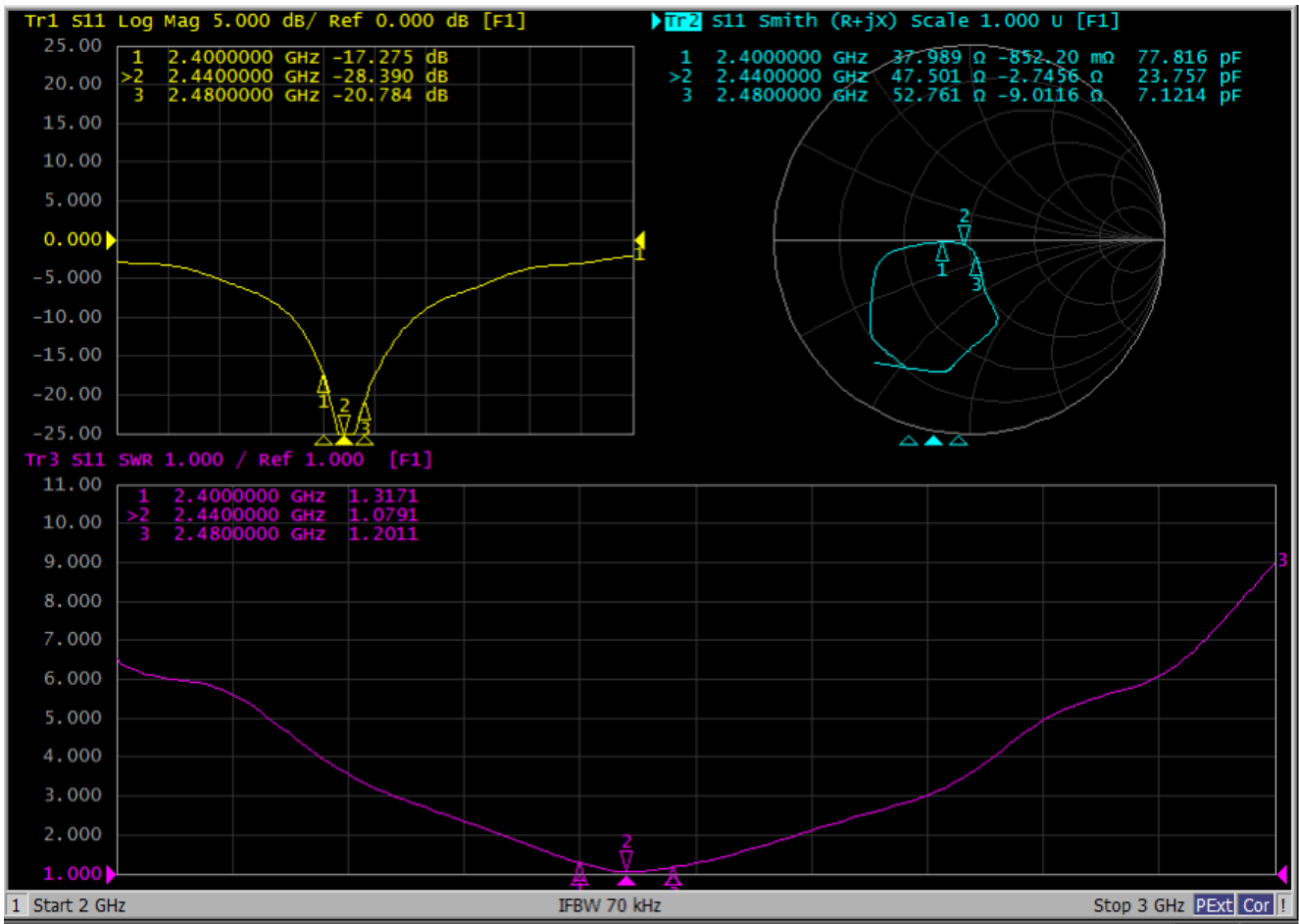
	Antenna on the system board	
Frequency Range	2400 ~ 2500MHz	
Ant. Port Input Pwr. (dBm)	2 (Typ. BT class2 output power)	
Efficiency (%)	>50%	
Gain (dBi)	1.03(Avg. Gain)	
Max Gain(dBi)	1.19	
Input Impedence (ohm)	50	
Polarization Type	Vertical & Horizontal	
V.S.W.R	< 1.5	

All the technical data and information contained herein are subject to change without prior notice


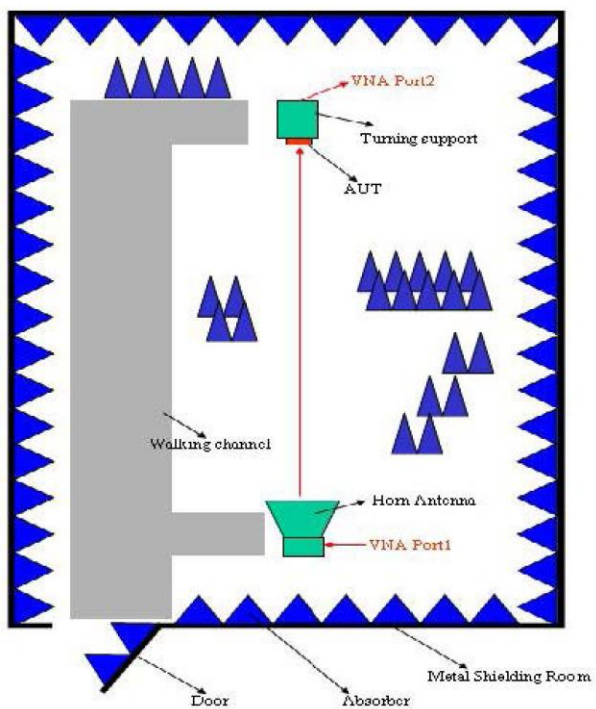
Antenna Layout on the system board



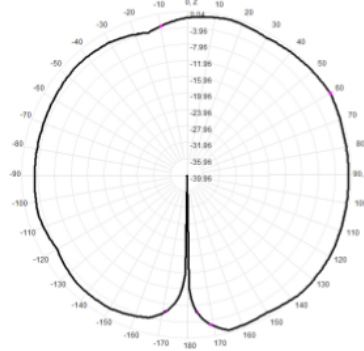
Return Loss



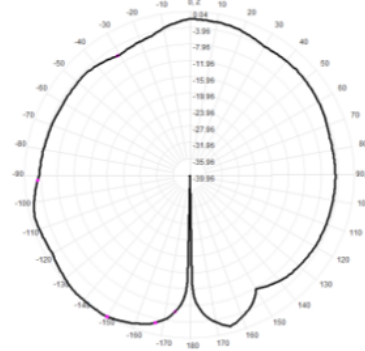
The Environment of Antenna Radiation Pattern



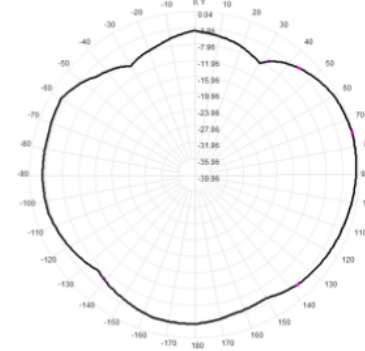
2400.0MHz Total(E1-XZ), Max= 0.04dBi



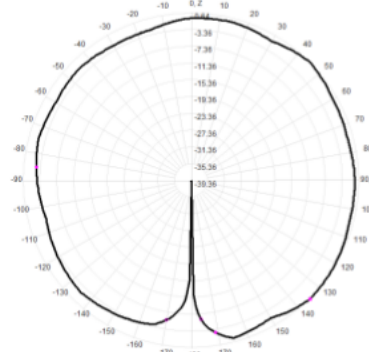
2400.0MHz Total(E2-YZ), Max= 0.02dBi



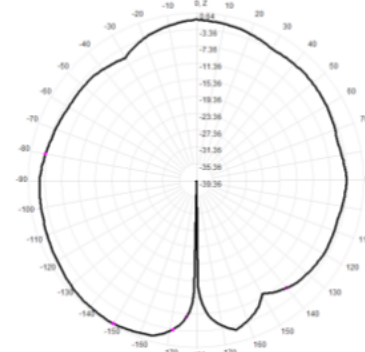
Total(H-XY), Max= -0.45dBi, CirD=8.76



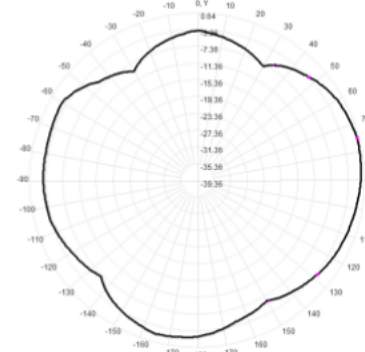
2440.0MHz Total(E1-XZ), Max= 0.64dBi



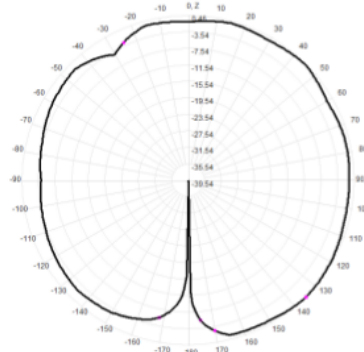
2440.0MHz Total(E2-YZ), Max= 0.10dBi



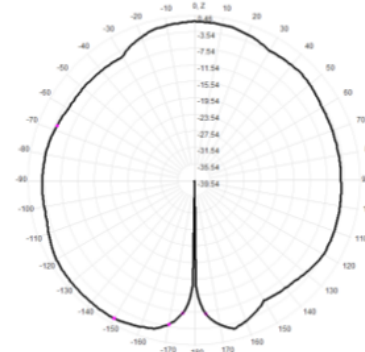
Total(H-XY), Max= -0.02dBi, CirD=9.31



2480.0MHz Total(E1-XZ), Max= 0.46dBi



2480.0MHz Total(E2-YZ), Max= -0.95dBi



Total(H-XY), Max= -0.14dBi, CirD=8.45

