



一、 Winding Procese:

NO	Winding	Wile	Turns	Direction	Remarks
1	N1	2UEW-B-0.08*105P	9TS	CCW	
2					

二. FEATURES:

1.Test conditions: 25°C,65%RH@100KHz/1V

1.1 Inductance

1.11 L0A (Individual coil) =4.1uH±20%

1.12 L0A(Coil+Ferrite)=Coil1=Coil2=7.0uH±10%

1.2 Q=70MIN

1.3 DCR: 65mΩ MAX

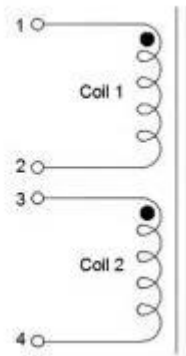
1.4 Operating Temperature: -25°C~85°C

2.Test instrument: **L:CH1068+1310;DCR:502BC;SIZE:Callipers**

3.Material List

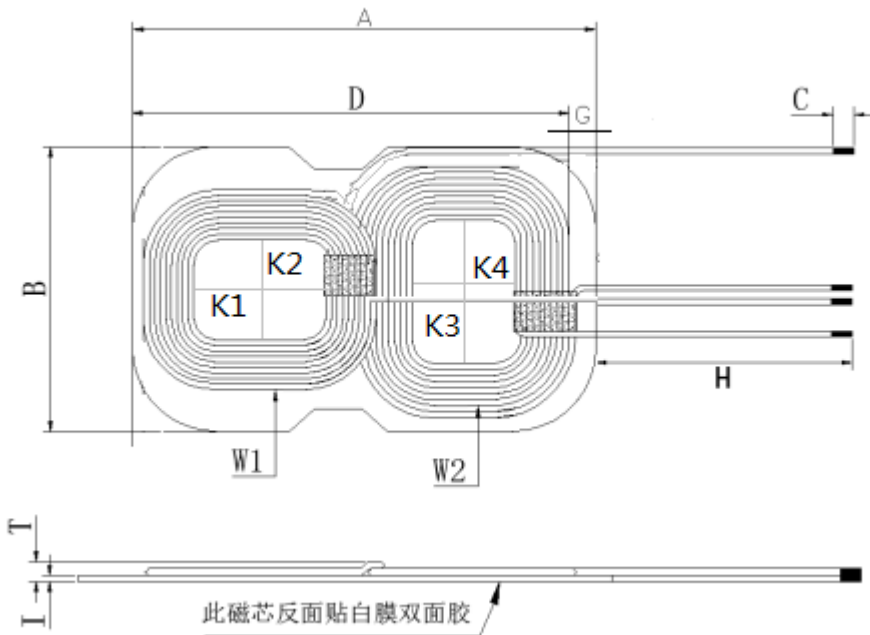
NO	List	Material
1	WIRE	φ 0.08*105p 2UEW-1.15mm
2	FERRITE	46.7*52*1.0*2
3	GLUE	White Glue
4	SOLDER	XCD-907B
5	Adhesive	Double sided adhesive backing
6	High temperature adhesive	6MM Ref
7		

三. CIRCUIT DIAGRAM



Unit: MM

四. OUTSIDE DIAGRA

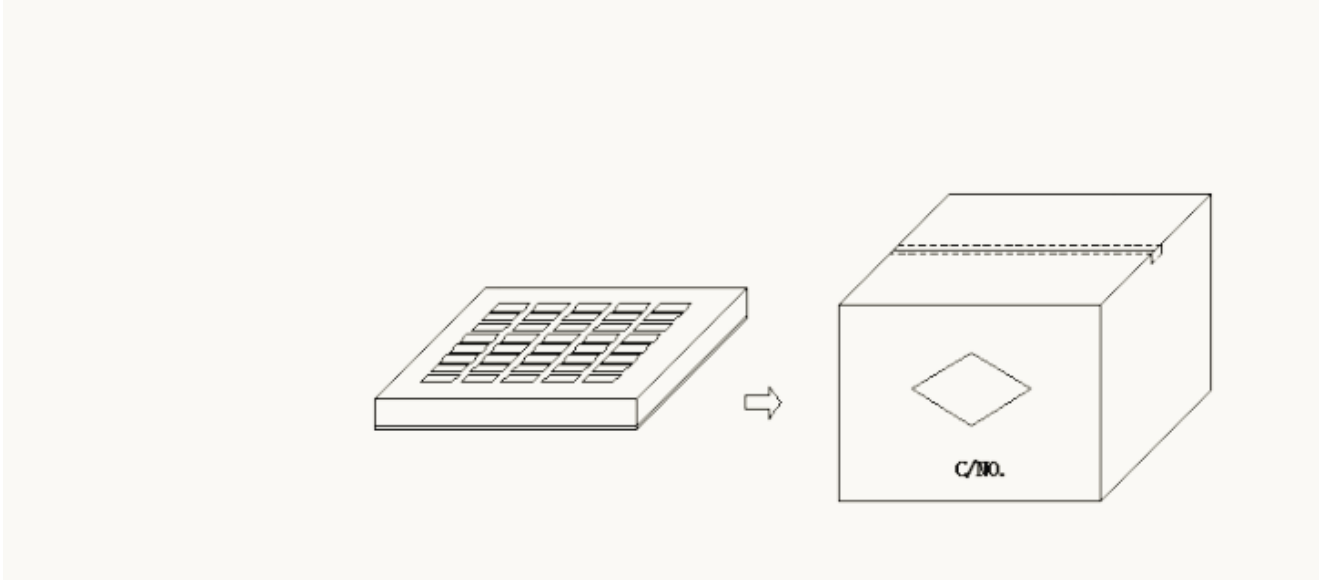


标准	A	B	C	G	H	I	T	K1	K2	K3	K4
STD	94±1	52±1	2-5	5Ref	90±2	1.2Max	4.0Max	20±1	31±1	20±1	28±1

Unit: MM

五. PACKAGE

5.1 Packing Picture:



5.2 Packing Quantity

Item	Quantity	Material
Box	180 PCS	345*330*50 MM
Big Carton	720 PCS	360*340*280 MM

5.3 *The packaging shall be based on the existing packing plate and the actual delivery package shall prevail .If there is any requirement,we can customize it.*



六、 Storage and Use condition

6.1 Storage condition

6.1.1 Recommended keeping conditions: $-25^{\circ}\text{C} \sim 85^{\circ}\text{C}$, 70%RH (Max.)

6.1.2 Storage life : Within the limits of six months from being produced.

6.2 Use condition

Use condition limit: $T=-25^{\circ}\text{C} \sim 85^{\circ}\text{C}$, $\text{RH} \leq 90\%$.