



Shenzhen Shengguang Electronic Technology Co.,LTD

一、 Winding Procese:

NO	Winding	Wile	Turns	Direction	Remarks
1	N1	2UEW-B-0.08*24P*2	10TS	CCW	
2					

二. FEATURES:

1.Test conditions: 25°C,65%RH@100KHz/1V

1.1 Inductance

1.11 L0A (Individual coil) =3.8uH±20%

1.12 L0A(Coil+Ferrite)=6.5uH±10%

1.2 Q=35MIN

1.3 DCR: 85mΩ MAX

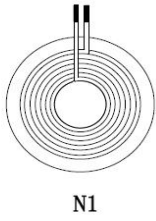
1.4 Operating Temperature: -25°C~85°C

2.Test instrument: L:CH1068+1310;DCR:502BC;SIZE:Callipers

3.Material List

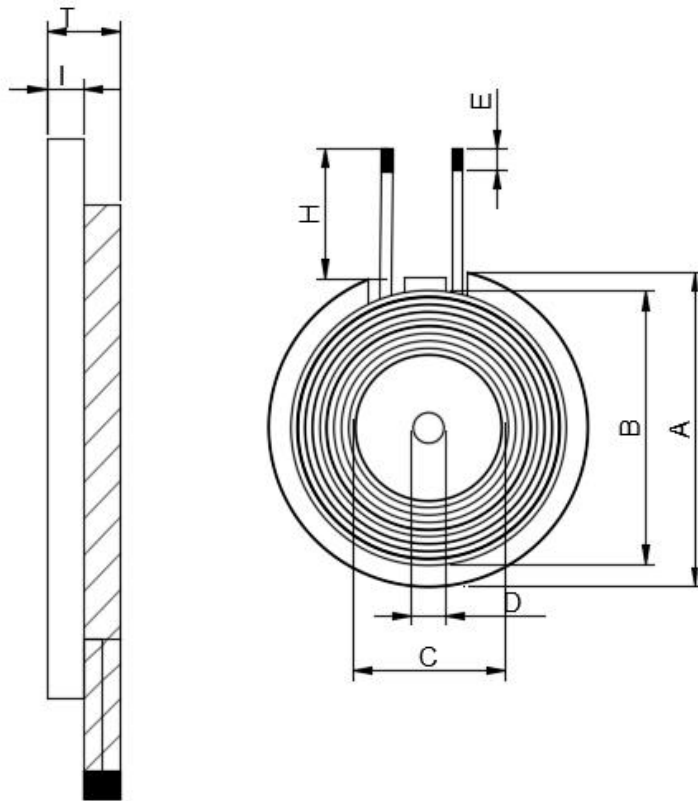
NO	List	Material
1	WIRE	φ 0.08*24p*2 2UEW
2	FERRITE	43.5*5.3*0.8 L
3	GLUE	White Glue
4	SOLDER	XCD-907B
5	Adhesive	/
6	High temperature adhesive	/
7		

三. CIRCUIT DIAGRAM



Unit: MM

四. OUTSIDE DIAGRA

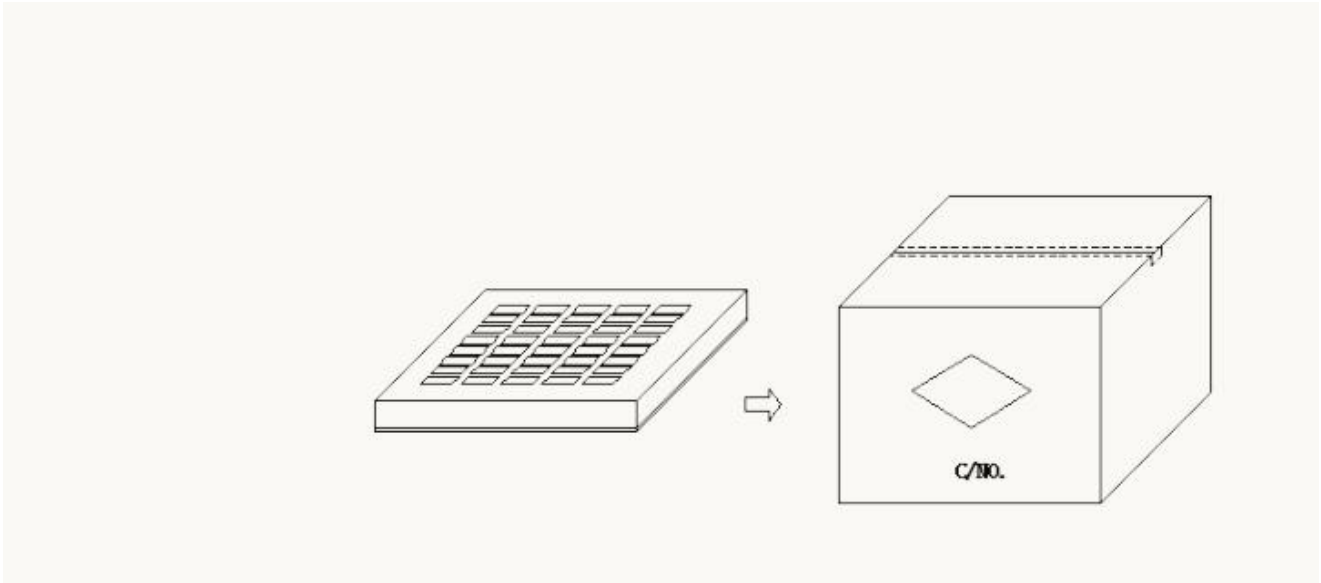


	A	B	C	D	E	I	T	H
STD	43.5±0.5	39.0±1.5	5.3±0.5	20.5±0.5	2-5	0.8±0.15	1.7Max	12±2

Unit: MM

五. PACKAGE

5.1 Packing Picture:



5.2 Packing Quantity

Item	Quantity	Material
Box	400 PCS	345*330*50 MM
Big Carton	2000 PCS	360*340*280 MM

5.3 *The packaging shall be based on the existing packing plate and the actual delivery package shall prevail .If there is any requirement,we can customize it.*



Shenzhen Shenguang Electronic Technology Co.,LTD

六、 Storage and Use condition

6.1 Storage condition

6.1.1 Recommended keeping conditions: $-25^{\circ}\text{C} \sim 85^{\circ}\text{C}$, 70%RH (Max.)

6.1.2 Storage life : Within the limits of six months from being produced.

6.2 Use condition

Use condition limit: $T = -25^{\circ}\text{C} \sim 85^{\circ}\text{C}$, $\text{RH} \leq 90\%$.