

## Appendix E.4: Maximum conducted output power

### Test Result Channel Power

Test Mode	Antenna	Frequency[M Hz]	Channel Power [dBm]	Duty Cycle [%]	DC Factor [dBm]	Result [dBm]	Limit [dBm]	Verdict
11A	Ant2	5745	7.57	78.95	1.03	8.60	≤30.00	PASS
		5785	8.44	73.68	1.33	9.77	≤30.00	PASS
		5825	8.24	73.68	1.33	9.57	≤30.00	PASS
11N20SISO	Ant2	5745	7.79	77.27	1.12	8.91	≤30.00	PASS
		5785	8.65	78.26	1.06	9.71	≤30.00	PASS
		5825	8.39	81.82	0.87	9.26	≤30.00	PASS
11N40SISO	Ant2	5755	7.91	77.27	1.12	9.03	≤30.00	PASS
		5795	8.62	78.26	1.06	9.68	≤30.00	PASS
11AC20SISO	Ant2	5745	7.59	76.19	1.18	8.77	≤30.00	PASS
		5785	8.62	76.19	1.18	9.80	≤30.00	PASS
		5825	8.32	76.19	1.18	9.50	≤30.00	PASS
11AC40SISO	Ant2	5755	7.75	76.19	1.18	8.93	≤30.00	PASS
		5795	8.51	80.00	0.97	9.48	≤30.00	PASS
11AC80SISO	Ant2	5775	8.54	76.19	1.18	9.72	≤30.00	PASS
11AX20SISO	Ant2	5745	7.84	83.87	0.76	8.60	≤30.00	PASS
		5785	8.71	84.38	0.74	9.45	≤30.00	PASS
		5825	8.58	84.38	0.74	9.32	≤30.00	PASS
11AX40SISO	Ant2	5755	7.58	78.26	1.06	8.64	≤30.00	PASS
		5795	8.31	78.26	1.06	9.37	≤30.00	PASS
11AX80SISO	Ant2	5775	8.32	78.26	1.06	9.38	≤30.00	PASS

Note: The Duty Cycle Factor is compensated in the graph.

## Appendix E.5: Maximum power spectral density

### Test Result

TestMode	Antenna	Frequency[MHz]	Result [dBm/MHz]	Limit[dBm/MHz]	Verdict
11A	Ant2	5745	-5.2	≤30.00	PASS
		5785	-3.86	≤30.00	PASS
		5825	-4.07	≤30.00	PASS
11N20SISO	Ant2	5745	-4.96	≤30.00	PASS
		5785	-4	≤30.00	PASS
		5825	-4.75	≤30.00	PASS
11N40SISO	Ant2	5755	-7.69	≤30.00	PASS
		5795	-7.1	≤30.00	PASS
11AC20SISO	Ant2	5745	-5.12	≤30.00	PASS
		5785	-3.98	≤30.00	PASS
		5825	-4.41	≤30.00	PASS
11AC40SISO	Ant2	5755	-7.7	≤30.00	PASS
		5795	-7.24	≤30.00	PASS
11AC80SISO	Ant2	5775	-9.32	≤30.00	PASS
11AX20SISO	Ant2	5745	-5.8	≤30.00	PASS
		5785	-4.66	≤30.00	PASS
		5825	-5.04	≤30.00	PASS
11AX40SISO	Ant2	5755	-8.17	≤30.00	PASS
		5795	-7.8	≤30.00	PASS
11AX80SISO	Ant2	5775	-10.18	≤30.00	PASS

Note: 1.The Result and Limit Unit is dBm/500 kHz in the band 5.725–5.85 GHz.  
2.The Duty Cycle Factor and RBW Factor is compensated in the graph.

## Test Graphs



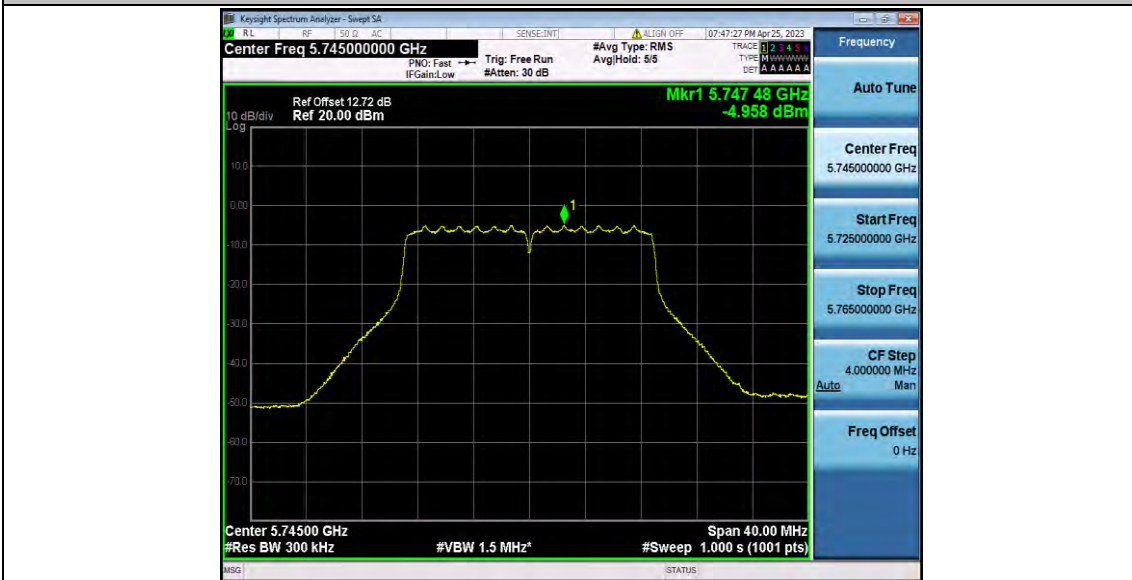
11A\_Ant2\_5745



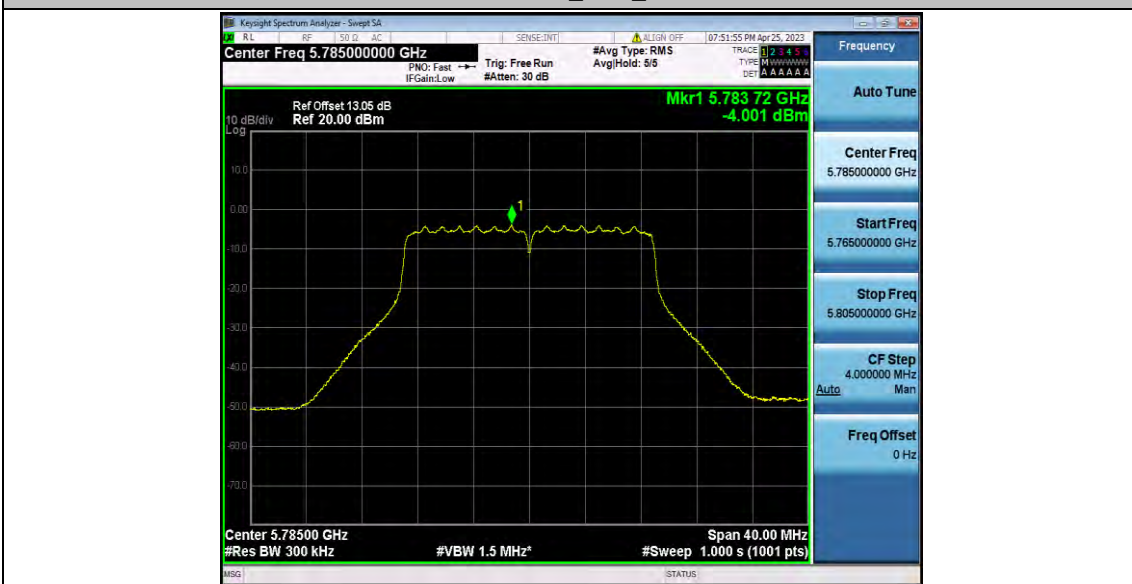
11A\_Ant2\_5785



11A\_Ant2\_5825



11N20SISO\_Ant2\_5745



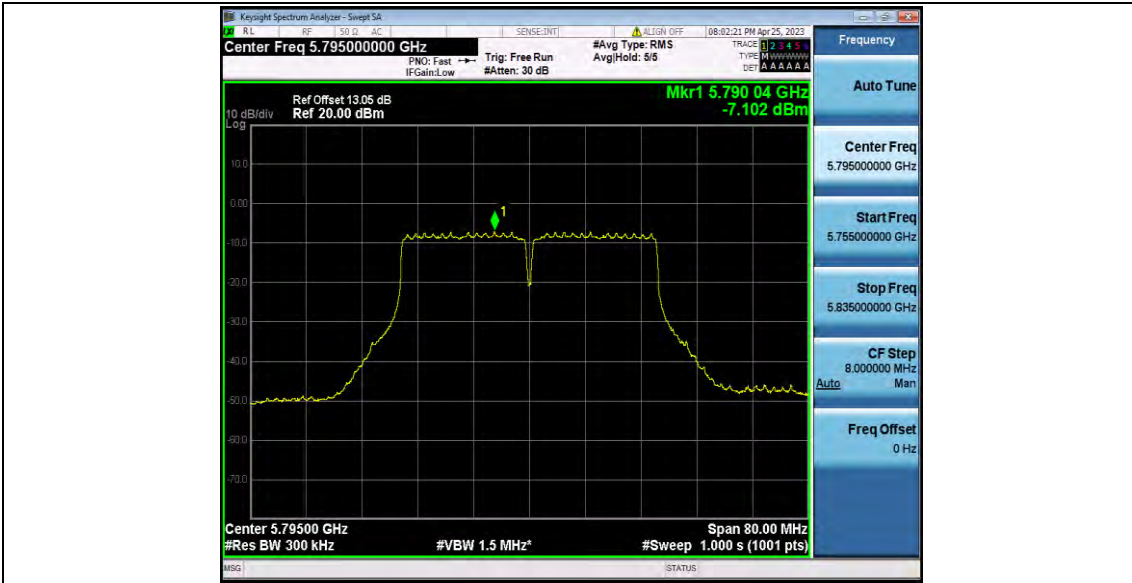
11N20SISO\_Ant2\_5785



11N20SISO\_Ant2\_5825



11N40SISO\_Ant2\_5755



11N40SISO\_Ant2\_5795



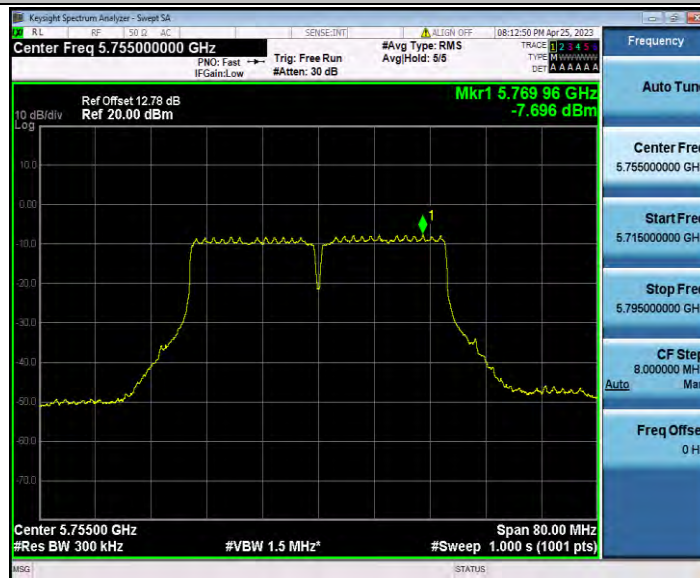
11AC20SISO\_Ant2\_5745



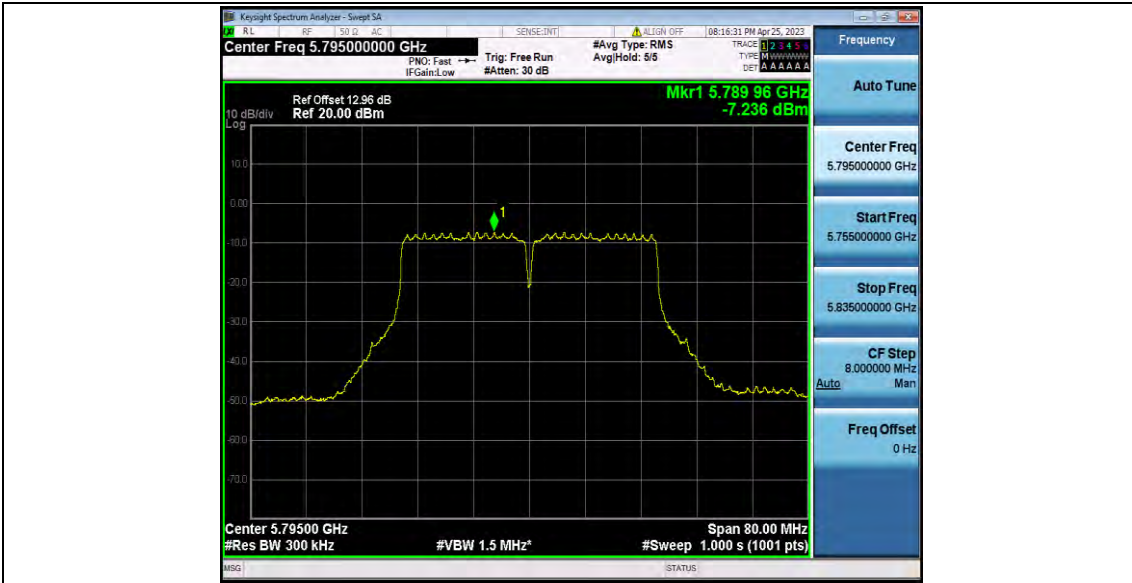
11AC20SISO\_Ant2\_5785



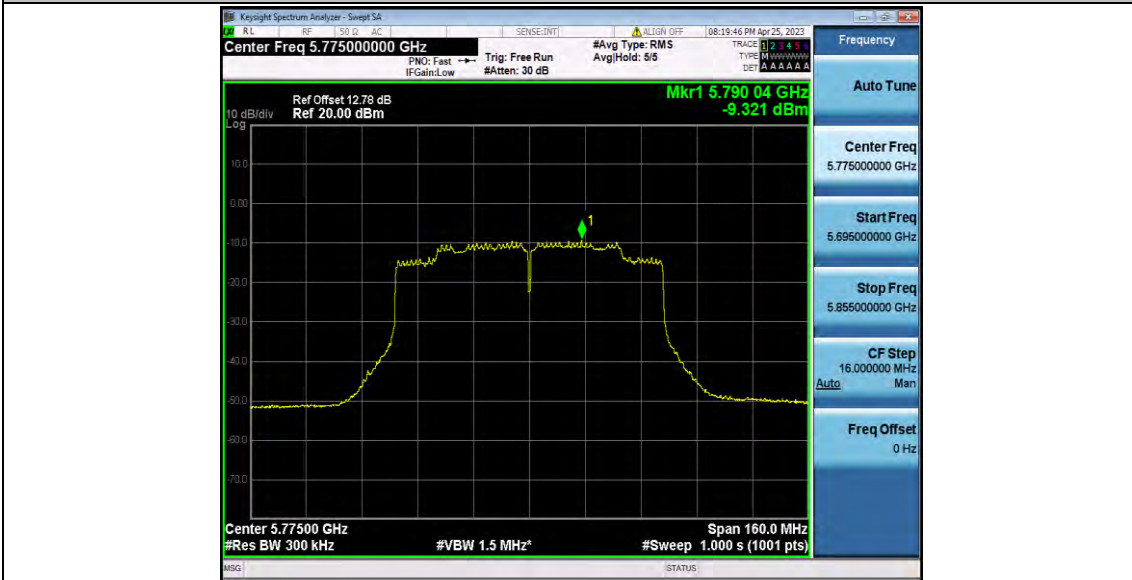
11AC20SISO\_Ant2\_5825



11AC40SISO\_Ant2\_5755



11AC40SISO\_Ant2\_5795

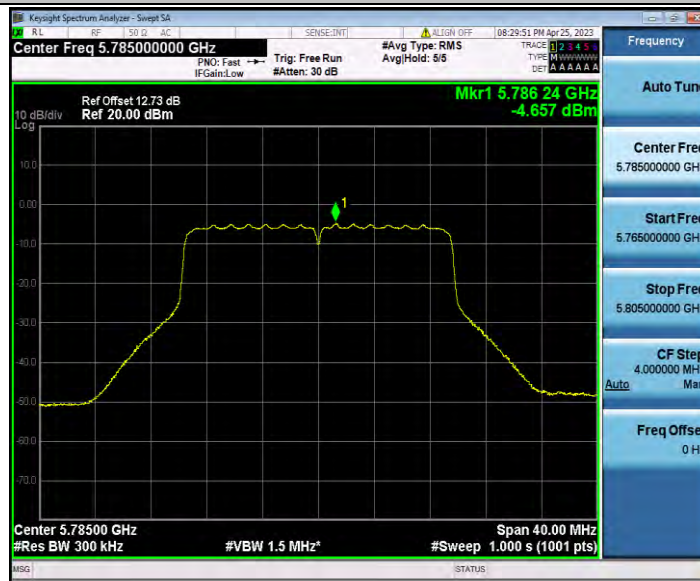


11AC80SISO\_Ant2\_5775

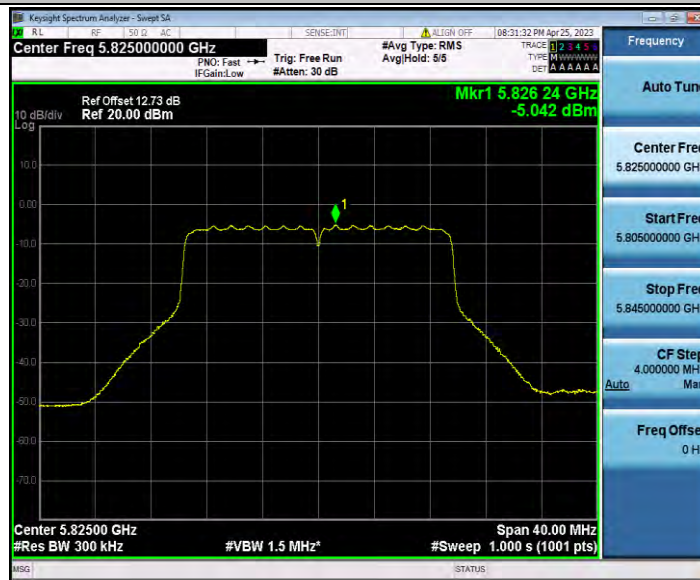




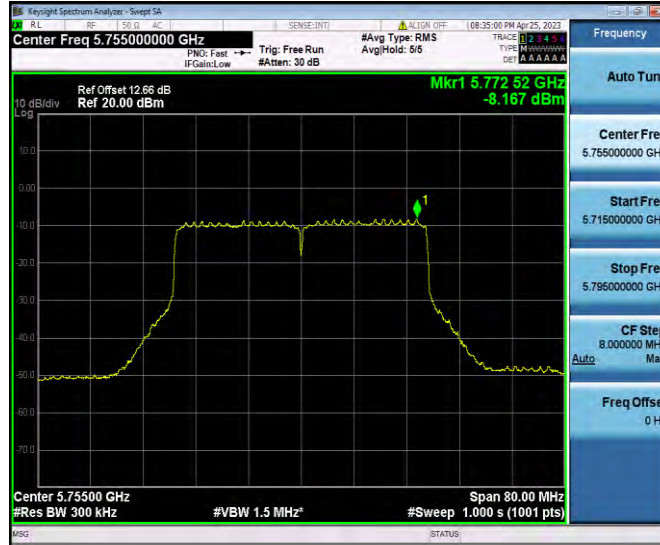
11AX20SISO\_Ant2\_5745



11AX20SISO\_Ant2\_5785



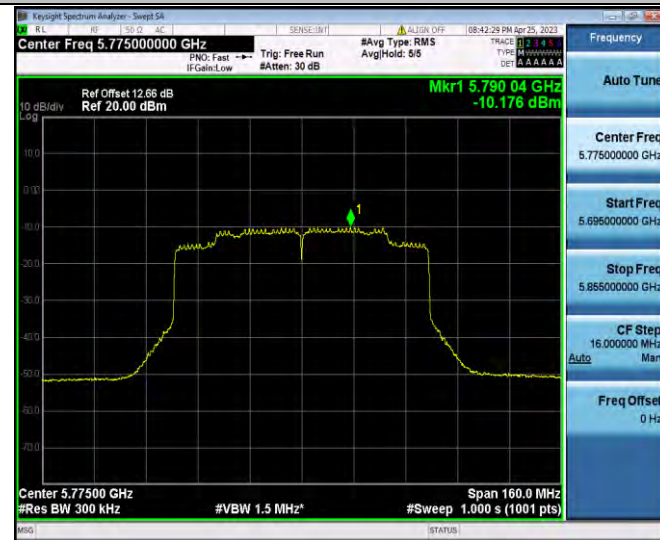
11AX20SISO\_Ant2\_5825



11AX40SISO\_Ant2\_5755



11AX40SISO\_Ant2\_5795



11AX80SISO\_Ant2\_5775

## Appendix E.6: Band edge measurements

### Test Result B4

TestMode	Antenna	ChName	Frequency[MHz]	FreqRange [MHz]	Result [dBm]	Limit [dBm]	Verdict
11A	Ant2	Low	5745	5650~5700	-38.91	≤-22.70	PASS
				5700~5720	-39.16	≤14.53	PASS
				5720~5725	-39.34	≤17.39	PASS
				5760~5650	-39.7	≤-27	PASS
		High	5825	5850~5855	-36.74	≤23.18	PASS
				5855~5875	-38.52	≤10.40	PASS
				5875~5925	-38.26	≤-2.28	PASS
5925~5935	-38.22	≤-27	PASS				
11N20SI SO	Ant2	Low	5745	5650~5700	-39.23	≤-5.34	PASS
				5700~5720	-38.27	≤15.47	PASS
				5720~5725	-38.63	≤18.96	PASS
				5760~5650	-39.83	≤-27	PASS
		High	5825	5850~5855	-38.02	≤20.72	PASS
				5855~5875	-37.28	≤11.95	PASS
				5875~5925	-38.22	≤-0.78	PASS
5925~5935	-39.03	≤-27	PASS				
11N40SI SO	Ant2	Low	5755	5650~5700	-38.78	≤8.46	PASS
				5700~5720	-38.2	≤14.75	PASS
				5720~5725	-37.89	≤23.74	PASS
				5780~5650	-39.25	≤-27	PASS
		High	5795	5850~5855	-37.83	≤17.54	PASS
				5855~5875	-38.33	≤11.75	PASS
				5875~5925	-37.68	≤-14.59	PASS
5925~5935	-37.86	≤-27	PASS				
11AC20S ISO	Ant2	Low	5745	5650~5700	-39.14	≤6.06	PASS
				5700~5720	-38.43	≤14.66	PASS
				5720~5725	-38.78	≤23.16	PASS
				5760~5650	-39.13	≤-27	PASS
		High	5825	5850~5855	-38.58	≤25.34	PASS
				5855~5875	-37.5	≤15.09	PASS
				5875~5925	-38.49	≤7.41	PASS
5925~5935	-37.21	≤-27	PASS				
11AC40S ISO	Ant2	Low	5755	5650~5700	-38.52	≤7.86	PASS
				5700~5720	-37.06	≤14.97	PASS
				5720~5725	-37.6	≤18.81	PASS

		High	5795	5780~5650	-40.28	$\leq -27$	PASS
				5850~5855	-38.24	$\leq 21.68$	PASS
				5855~5875	-38.92	$\leq 15.03$	PASS
				5875~5925	-38.2	$\leq 5.07$	PASS
				5925~5935	-38.83	$\leq -27$	PASS
11AC80S ISO	Ant2	Low	5775	5650~5700	-36.3	$\leq 7.15$	PASS
				5700~5720	-38.96	$\leq 14.74$	PASS
				5720~5725	-36.64	$\leq 24.83$	PASS
				5800~5650	-39.65	$\leq -27$	PASS
		High	5775	5850~5855	-38.36	$\leq 24.23$	PASS
				5855~5875	-38.35	$\leq 11.32$	PASS
				5875~5925	-38.36	$\leq -11.08$	PASS
				5925~5935	-38.98	$\leq -27$	PASS
11AX20SI SO	Ant2	Low	5745	5650~5700	-38.47	$\leq -7.72$	PASS
				5700~5720	-38.09	$\leq 10.57$	PASS
				5720~5725	-38.68	$\leq 25.78$	PASS
				5760~5650	-40.23	$\leq -27$	PASS
		High	5825	5850~5855	-36.98	$\leq 15.79$	PASS
				5855~5875	-38.03	$\leq 14.60$	PASS
				5875~5925	-38.15	$\leq -9.17$	PASS
				5925~5935	-38.78	$\leq -27$	PASS
11AX40SI SO	Ant2	Low	5755	5650~5700	-39.12	$\leq -23.71$	PASS
				5700~5720	-37.18	$\leq 15.01$	PASS
				5720~5725	-38.5	$\leq 22.20$	PASS
				5780~5650	-40.21	$\leq -27$	PASS
		High	5795	5850~5855	-39.11	$\leq 20.55$	PASS
				5855~5875	-38.8	$\leq 15.54$	PASS
				5875~5925	-37.71	$\leq -7.26$	PASS
				5925~5935	-37.94	$\leq -27$	PASS
11AX80SI SO	Ant2	Low	5775	5650~5700	-38.3	$\leq 2.45$	PASS
				5700~5720	-38.43	$\leq 13.65$	PASS
				5720~5725	-36.21	$\leq 23.42$	PASS
				5800~5650	-39.44	$\leq -27$	PASS
		High	5775	5850~5855	-38.53	$\leq 19.59$	PASS
				5855~5875	-38.23	$\leq 13.08$	PASS
				5875~5925	-37.83	$\leq -4.91$	PASS
				5925~5935	-39.12	$\leq -27$	PASS

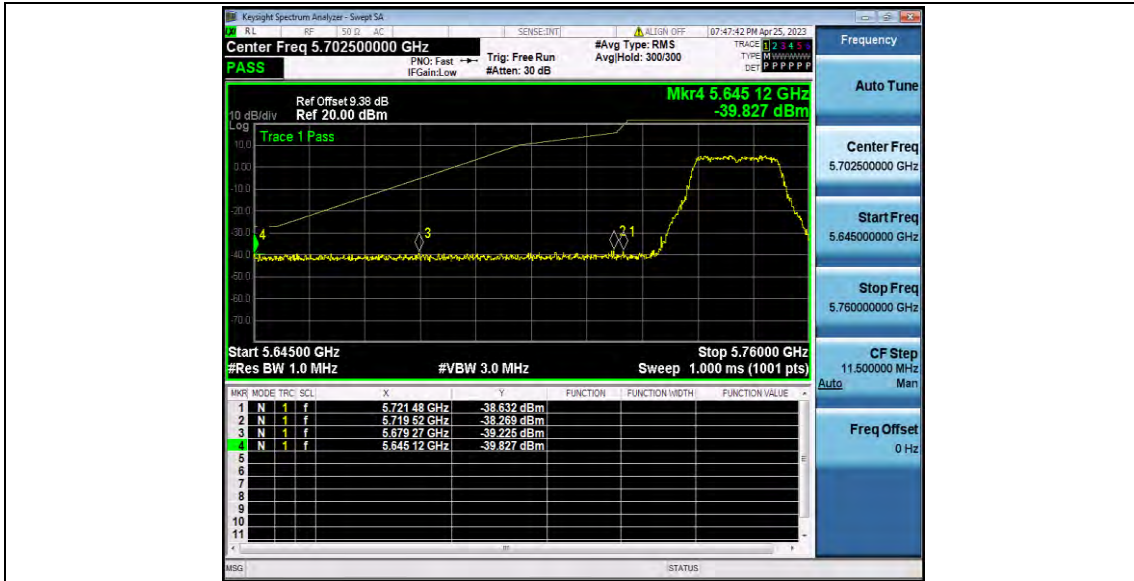
### Test Graphs B4



11A\_Ant2\_Low\_5745



11A\_Ant2\_High\_5825



11N20SISO\_Ant2\_Low\_5745



11N20SISO\_Ant2\_High\_5825



11N40SISO\_Ant2\_Low\_5755



11N40SISO\_Ant2\_High\_5795



11AC20SISO\_Ant2\_Low\_5745



11AC20SISO\_Ant2\_High\_5825



11AC40SISO\_Ant2\_Low\_5755





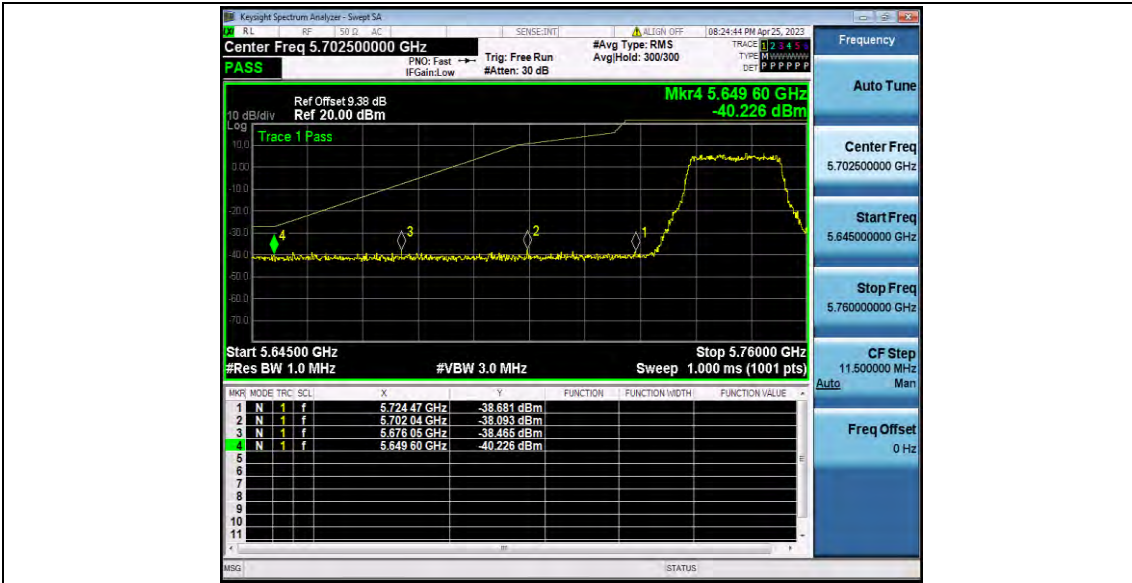
11AC40SISO\_Ant2\_High\_5795



11AC80SISO\_Ant2\_Low\_5775



11AC80SISO\_Ant2\_High\_5775



11AX20SISO\_Ant2\_Low\_5745



11AX20SISO\_Ant2\_High\_5825



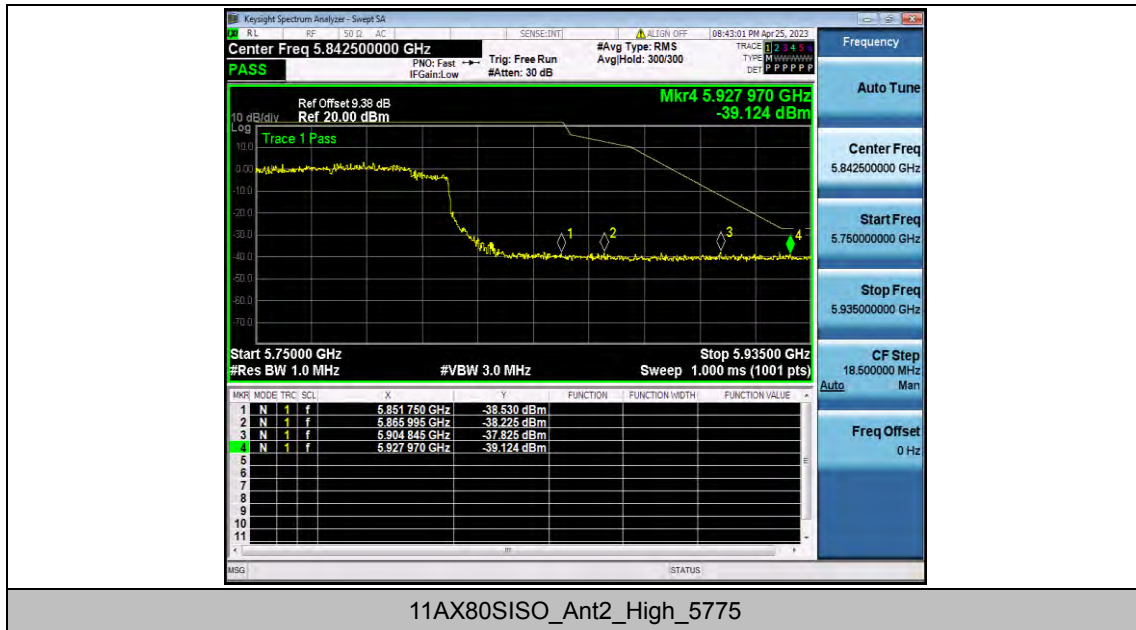
11AX40SISO\_Ant2\_Low\_5755



11AX40SISO\_Ant2\_High\_5795



11AX80SISO\_Ant2\_Low\_5775



11AX80SISO\_Ant2\_High\_5775

## Appendix E.7: Conducted Spurious Emission

### Test Result

TestMode	Antenna	Frequency[MHz]	FreqRange [MHz]	Max. Fre [MHz]	Max. Level [dBm]	Limit [dBm]	Verdict
11A	Ant2	5745	30~5650	5425.95	-40.89	≤-27	PASS
			5925~40000	24170.33	-32.56	≤-27	PASS
		5785	30~5650	5429.51	-40.19	≤-27	PASS
			5925~40000	24233.56	-32.28	≤-27	PASS
		5825	30~5650	5473.91	-40.77	≤-27	PASS
			5925~40000	26131.71	-32.41	≤-27	PASS
11N20SISO	Ant2	5745	30~5650	5413.96	-40.64	≤-27	PASS
			5925~40000	24906.55	-32.7	≤-27	PASS
		5785	30~5650	5620.03	-40.47	≤-27	PASS
			5925~40000	23508.58	-32.4	≤-27	PASS
		5825	30~5650	5377.24	-40.15	≤-27	PASS
			5925~40000	24240.58	-32	≤-27	PASS
11N40SISO	Ant2	5755	30~5650	5465.48	-40.87	≤-27	PASS
			5925~40000	26068.49	-31.59	≤-27	PASS
		5795	30~5650	4885.87	-40.35	≤-27	PASS
			5925~40000	26977.52	-32.69	≤-27	PASS
11AC20SISO	Ant2	5745	30~5650	5475.22	-39.73	≤-27	PASS
			5925~40000	24276.41	-32.18	≤-27	PASS
		5785	30~5650	2661.28	-40.77	≤-27	PASS
			5925~40000	26991.57	-32.26	≤-27	PASS
		5825	30~5650	5459.67	-40.72	≤-27	PASS
			5925~40000	25590.79	-32.4	≤-27	PASS
11AC40SISO	Ant2	5755	30~5650	4788.83	-40.42	≤-27	PASS
			5925~40000	23590.07	-32.92	≤-27	PASS
		5795	30~5650	2549.26	-40.59	≤-27	PASS
			5925~40000	25635.04	-32.58	≤-27	PASS
11AC80SISO	Ant2	5775	30~5650	5450.49	-40.63	≤-27	PASS
			5925~40000	26816.65	-32.67	≤-27	PASS
11AX20SISO	Ant2	5745	30~5650	5443.56	-40.57	≤-27	PASS
			5925~40000	24296.78	-32.37	≤-27	PASS
		5785	30~5650	5407.4	-40.6	≤-27	PASS
			5925~40000	24303.1	-32.7	≤-27	PASS
		5825	30~5650	5405.72	-41.06	≤-27	PASS
			5925~40000	26957.85	-32.05	≤-27	PASS
11AX40SISO	Ant2	5755	30~5650	5648.5	-41.2	≤-27	PASS
			5925~40000	26548.29	-32.71	≤-27	PASS

		5795	30~5650	5472.03	-39.92	≤-27	PASS
			5925~40000	26778.71	-31.98	≤-27	PASS
11AX80SISO	Ant2	5775	30~5650	2680.77	-41.24	≤-27	PASS
			5925~40000	26996.49	-32.62	≤-27	PASS

## Test Graphs



11A\_Ant2\_5745\_30~5650



11A\_Ant2\_5745\_5925~40000



11A\_Ant2\_5785\_30~5650



11A\_Ant2\_5785\_5925~40000





11A\_Ant2\_5825\_30~5650



11A\_Ant2\_5825\_5925~40000



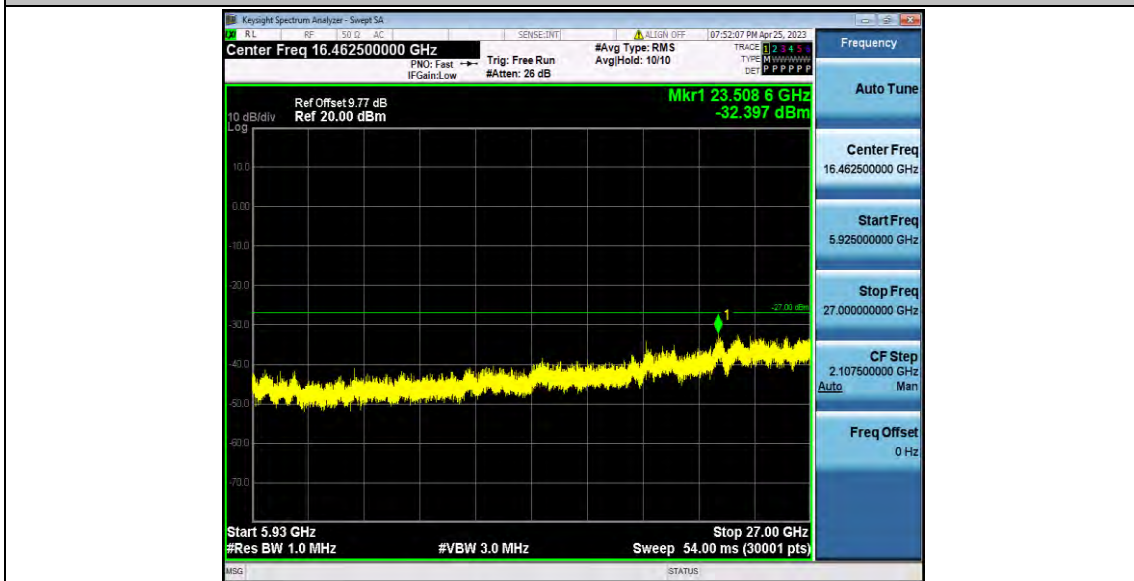
11N20SISO\_Ant2\_5745\_30~5650



11N20SISO\_Ant2\_5745\_5925~40000



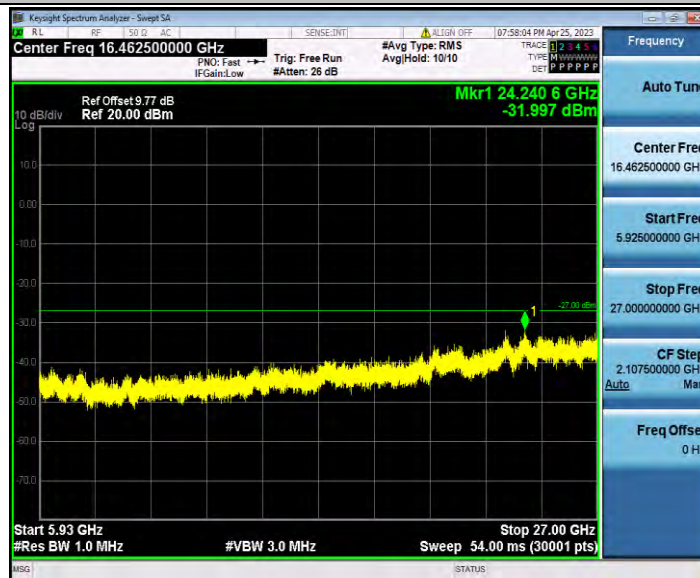
11N20SISO\_Ant2\_5785\_30~5650



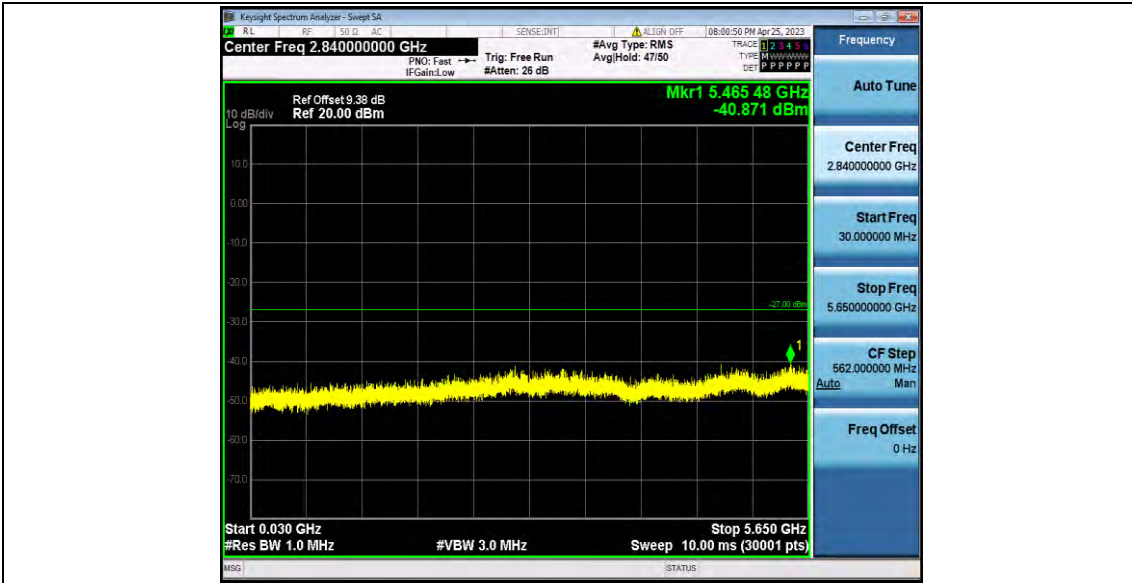
11N20SISO\_Ant2\_5785\_5925~40000



11N20SISO\_Ant2\_5825\_30~5650



11N20SISO\_Ant2\_5825\_5925~40000



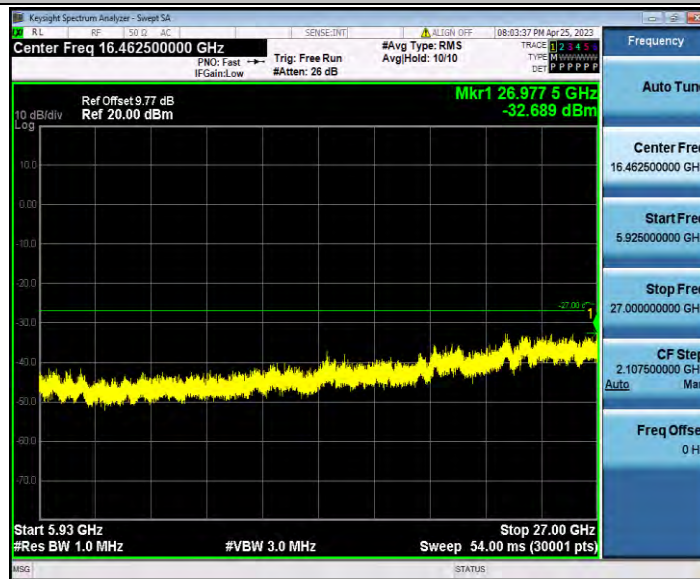
11N40SISO\_Ant2\_5755\_30~5650



11N40SISO\_Ant2\_5755\_5925~40000



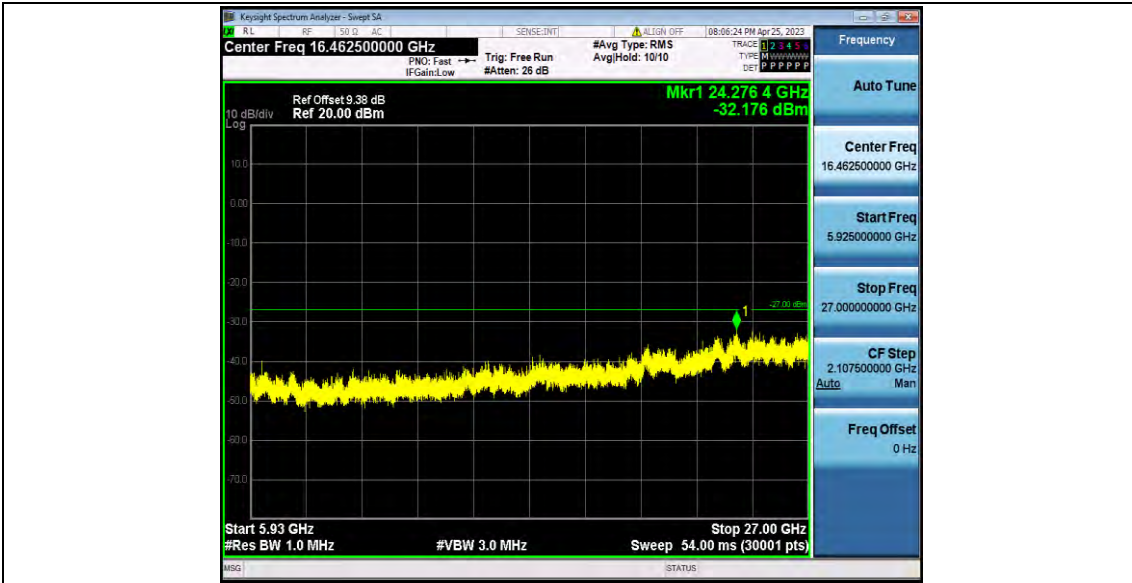
11N40SISO\_Ant2\_5795\_30~5650



11N40SISO\_Ant2\_5795\_5925~40000



11AC20SISO\_Ant2\_5745\_30~5650



11AC20SISO\_Ant2\_5745\_5925~4000



11AC20SISO\_Ant2\_5785\_30~5650



11AC20SISO\_Ant2\_5785\_5925~40000



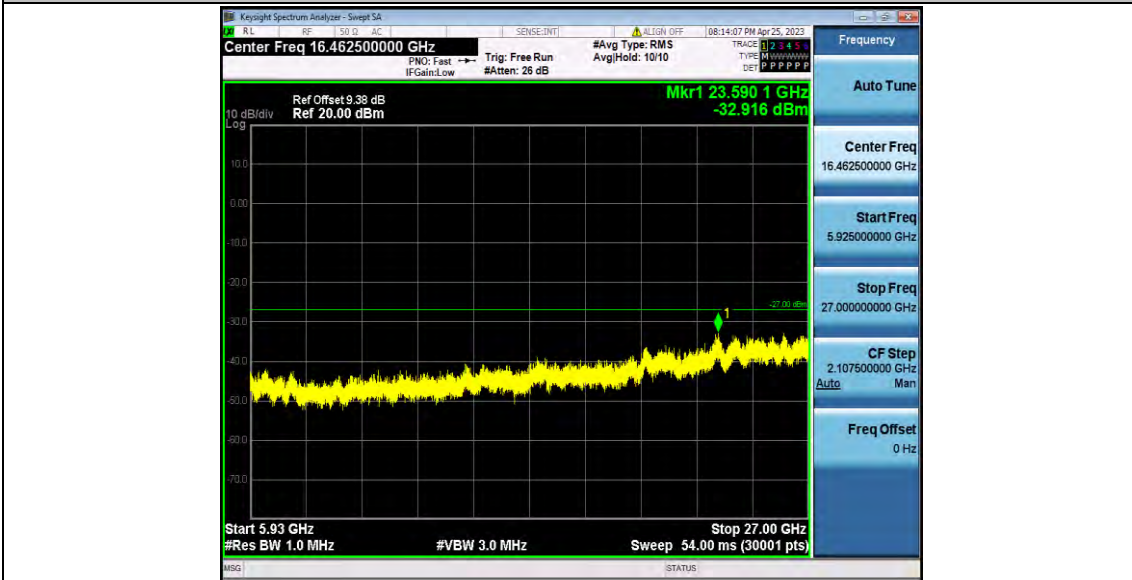
11AC20SISO\_Ant2\_5825\_30~5650



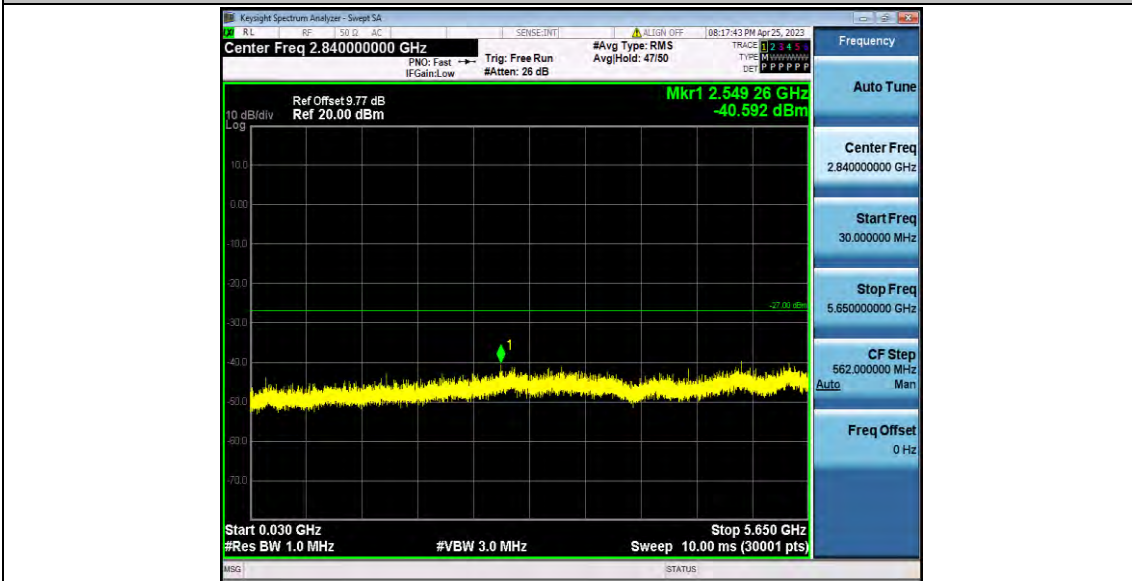
11AC20SISO\_Ant2\_5825\_5925~40000



11AC40SISO\_Ant2\_5755\_30~5650

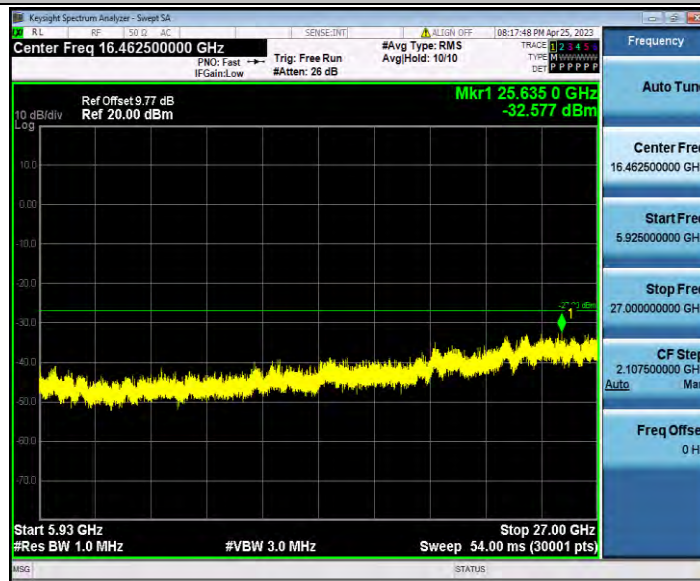


11AC40SISO\_Ant2\_5755\_5925~40000

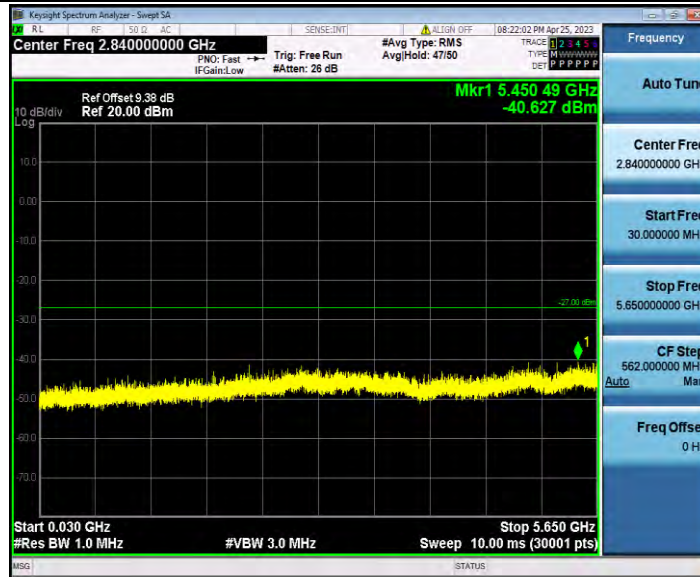




11AC40SISO\_Ant2\_5795\_30~5650



11AC40SISO\_Ant2\_5795\_5925~40000



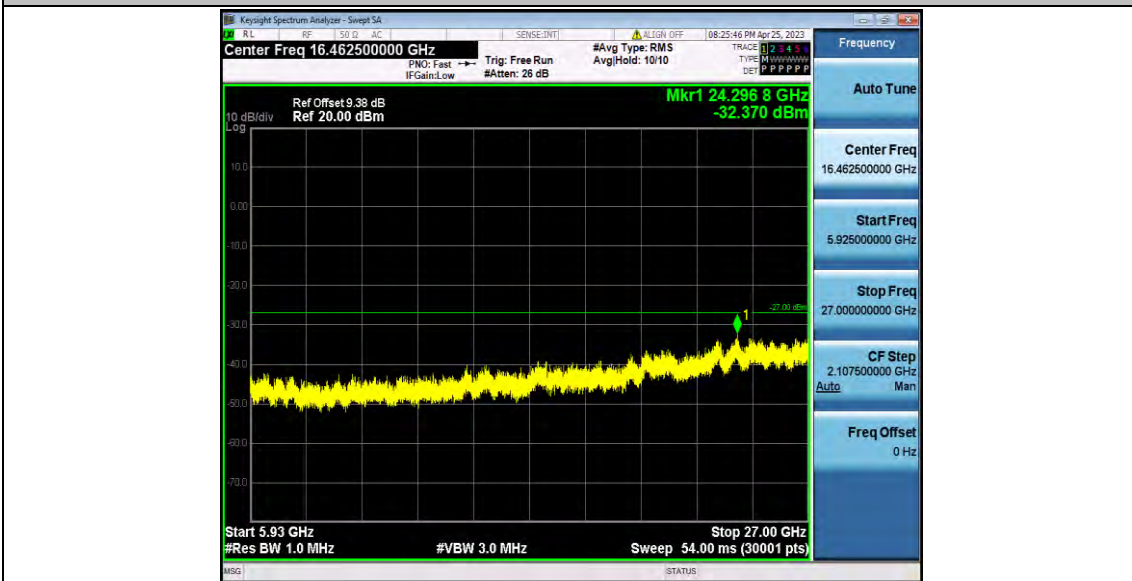
11AC80SISO\_Ant2\_5775\_30~5650



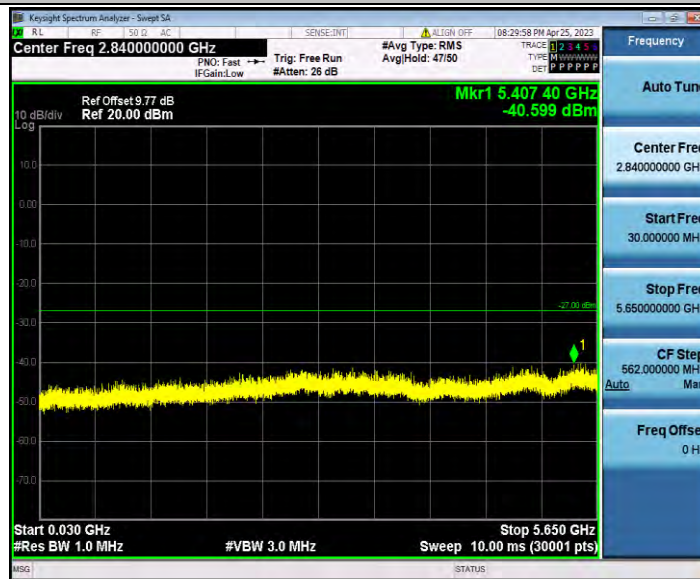
11AC80SISO\_Ant2\_5775\_5925~4000



11AX20SISO\_Ant2\_5745\_30~5650



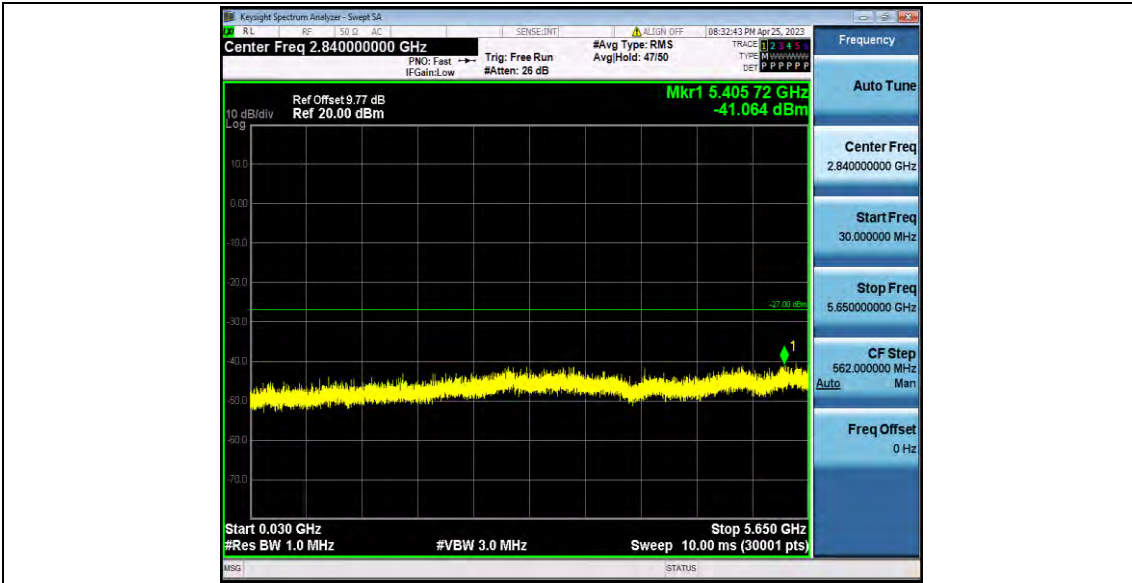
11AX20SISO\_Ant2\_5745\_5925~40000



11AX20SISO\_Ant2\_5785\_30~5650



11AX20SISO\_Ant2\_5785\_5925~40000



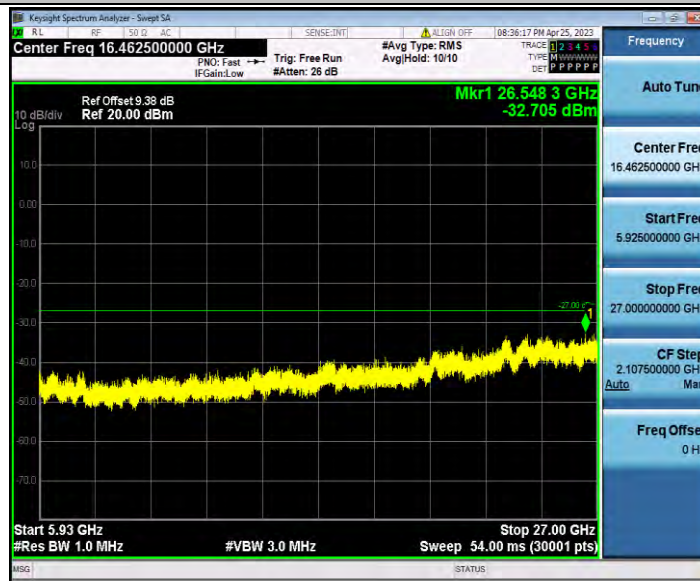
11AX20SISO\_Ant2\_5825\_30~5650



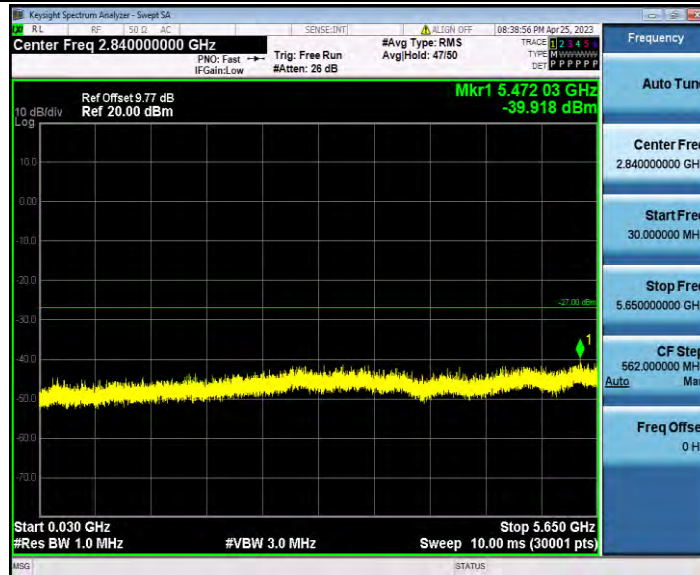
11AX20SISO\_Ant2\_5825\_5925~40000



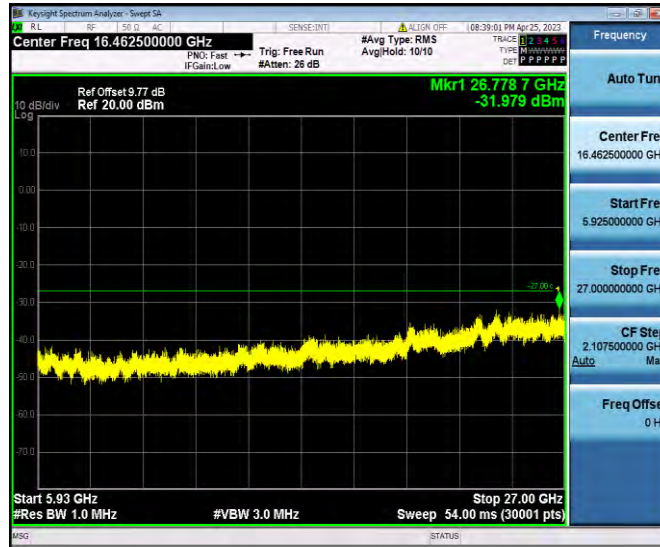
11AX40SISO\_Ant2\_5755\_30~5650



11AX40SISO\_Ant2\_5755\_5925~40000



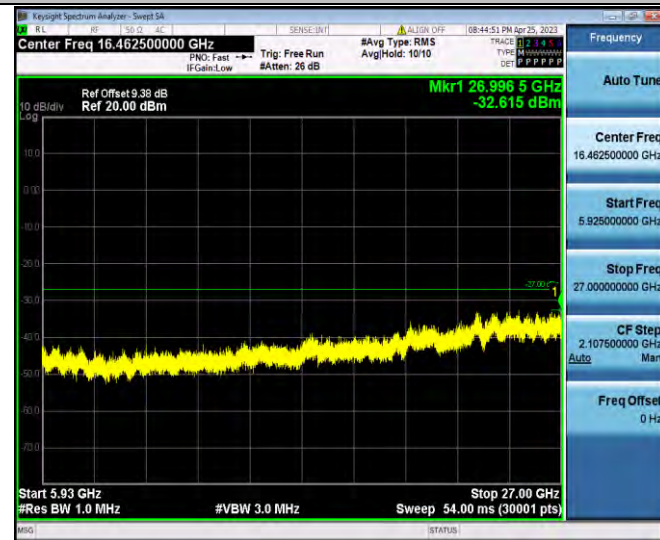
11AX40SISO\_Ant2\_5795\_30~5650



11AX40SISO\_Ant2\_5795\_5925~40000



11AX80SISO\_Ant2\_5775\_30~5650



11AX80SISO\_Ant2\_5775\_5925~40000