

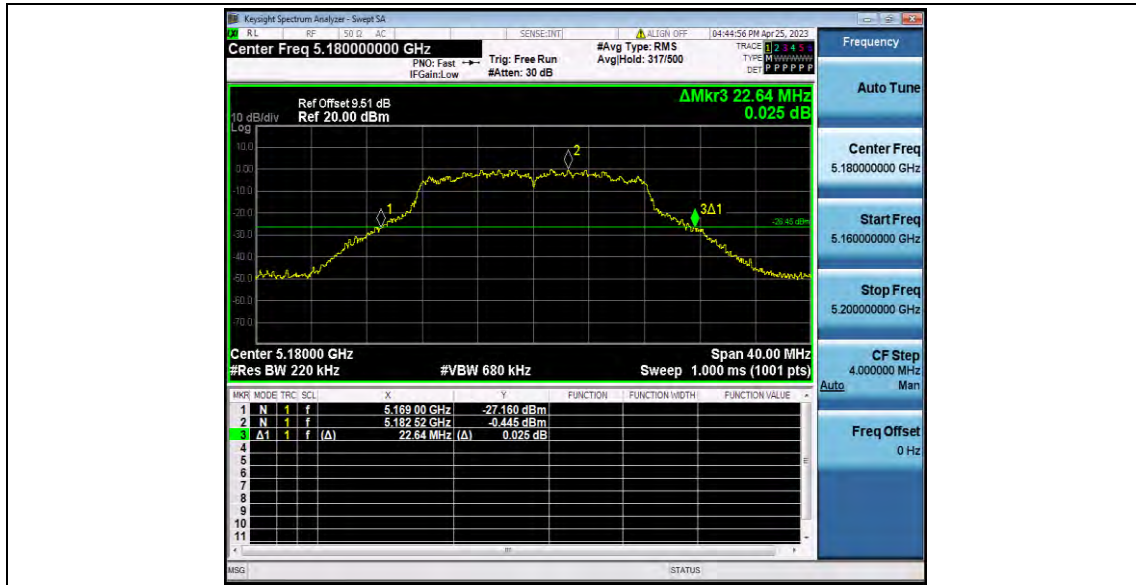
Case No. : <u>GTS20230321014-1-4</u>
Ambient Condition: <u>23</u> °C, <u>49</u> %RH, Atmos100.1Kpa,
Test Date: <u>2023.4.25</u> Test Engineer: <u>Jenny zeng</u>

Appendix D.1: Emission Bandwidth

Test Result

TestMode	Antenna	Frequency[MHz]	26db EBW [MHz]	FL[MHz]	FH[MHz]	Limit[MHz]	Verdict
11A	Ant2	5180	22.640	5169.000	5191.640	---	---
		5200	22.520	5188.880	5211.400	---	---
		5240	22.200	5229.000	5251.200	---	---
11N20SISO	Ant2	5180	22.680	5168.520	5191.200	---	---
		5200	22.880	5188.760	5211.640	---	---
		5240	22.720	5228.400	5251.120	---	---
11N40SISO	Ant2	5190	42.800	5168.960	5211.760	---	---
		5230	42.960	5208.880	5251.840	---	---
11AC20SISO	Ant2	5180	22.760	5168.680	5191.440	---	---
		5200	22.640	5188.720	5211.360	---	---
		5240	22.800	5228.800	5251.600	---	---
11AC40SISO	Ant2	5190	42.560	5168.800	5211.360	---	---
		5230	43.200	5208.880	5252.080	---	---
11AC80SISO	Ant2	5210	84.640	5168.240	5252.880	---	---
11AX20SISO	Ant2	5180	21.880	5169.240	5191.120	---	---
		5200	22.920	5188.520	5211.440	---	---
		5240	22.600	5228.640	5251.240	---	---
11AX40SISO	Ant2	5190	41.600	5169.360	5210.960	---	---
		5230	43.840	5208.400	5252.240	---	---
11AX80SISO	Ant2	5210	81.440	5169.520	5250.960	---	---

Test Graphs



11A_Ant2_5180



11A_Ant2_5200



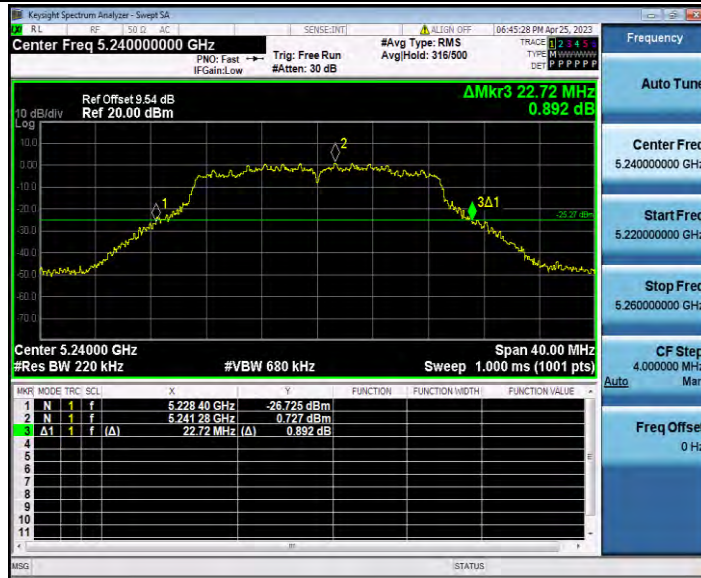
11A_Ant2_5240



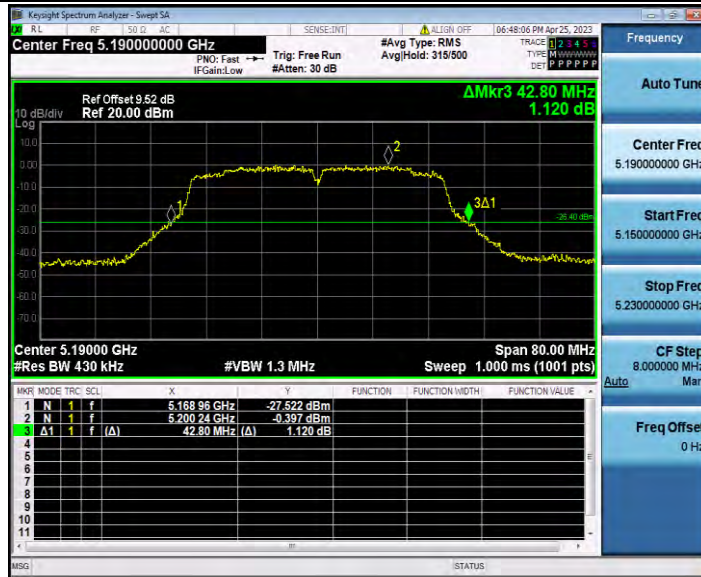
11N20SISO_Ant2_5180



11N20SISO_Ant2_5200



11N20SISO_Ant2_5240



11N40SISO_Ant2_5190



11N40SISO_Ant2_5230



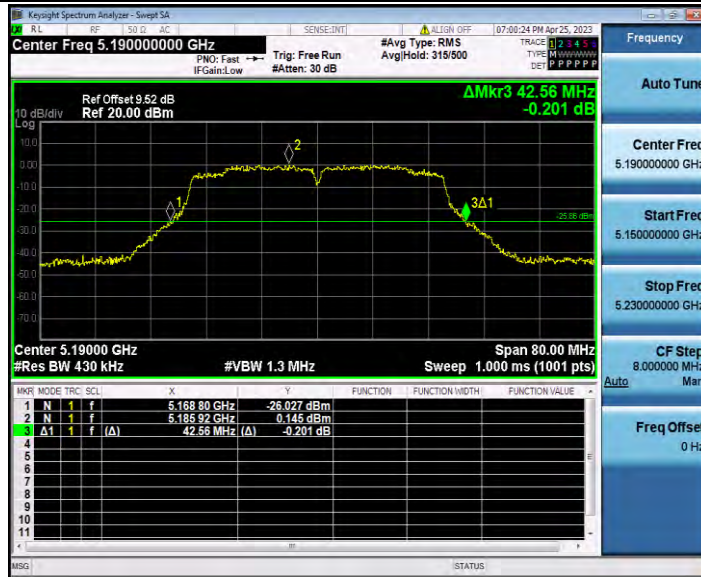
11AC20SISO_Ant2_5180



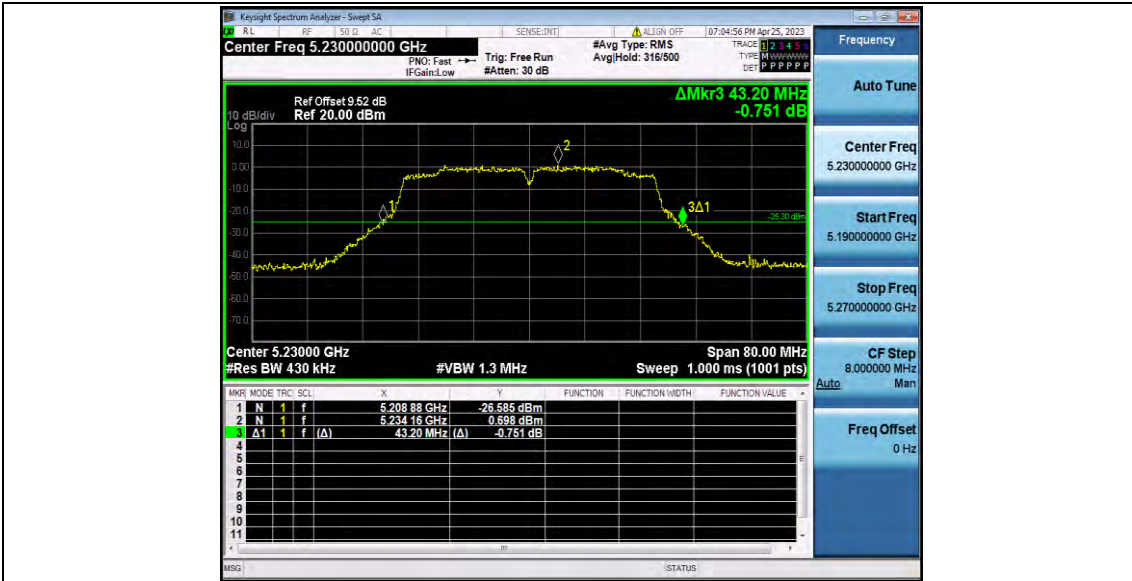
11AC20SISO_Ant2_5200



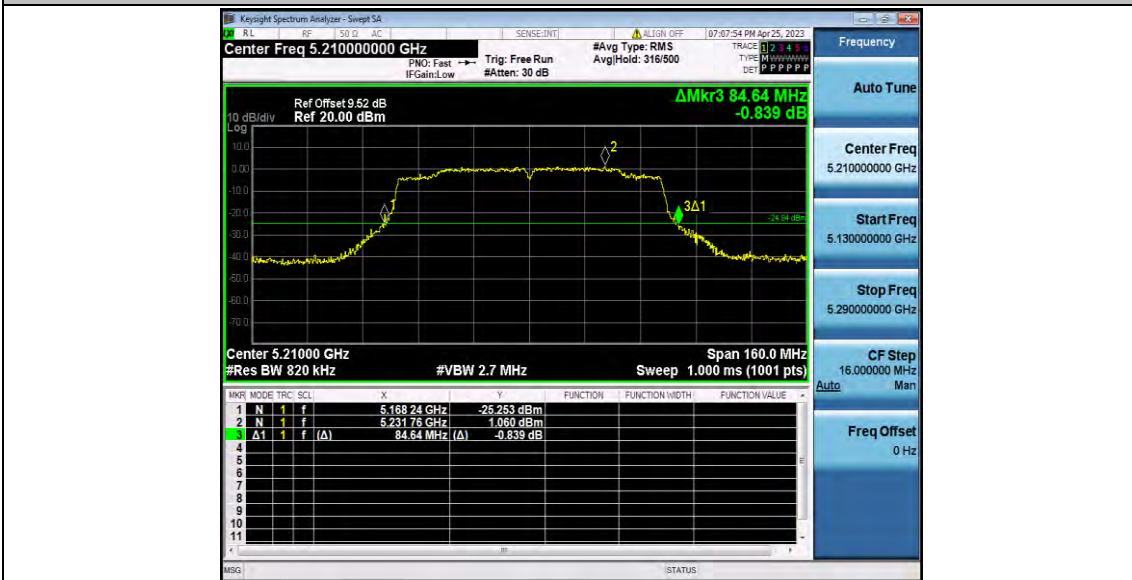
11AC20SISO_Ant2_5240



11AC40SISO_Ant2_5190



11AC40SISO_Ant2_5230



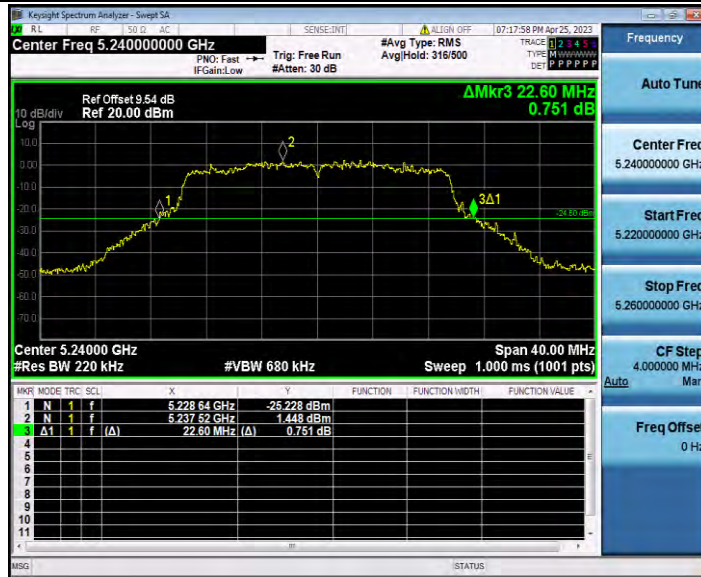
11AC80SISO_Ant2_5210



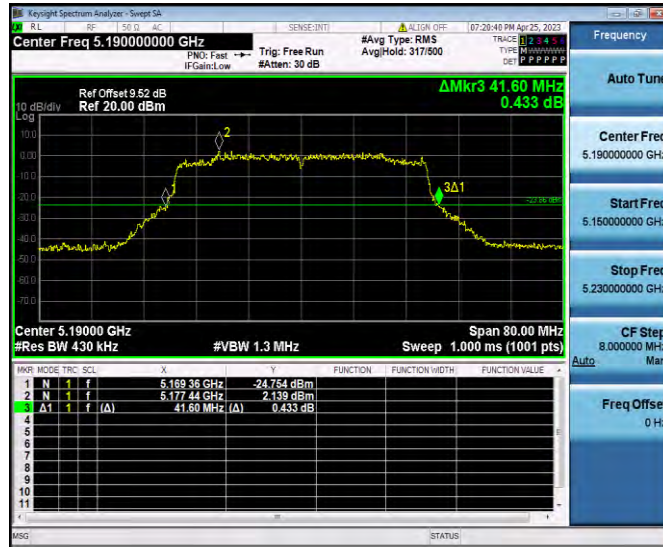
11AX20SISO_Ant2_5180



11AX20SISO_Ant2_5200



11AX20SISO_Ant2_5240



11AX40SISO_Ant2_5190



11AX40SISO_Ant2_5230



11AX80SISO_Ant2_5210

Appendix D.2: Occupied channel bandwidth

Test Result

TestMode	Antenna	Frequency[MHz]	OCB [MHz]	FL[MHz]	FH[MHz]	Limit[MHz]	Verdict
11A	Ant2	5180	16.963	5171.555	5188.518	---	---
		5200	16.969	5191.523	5208.492	---	---
		5240	16.920	5231.567	5248.487	---	---
11N20SISO	Ant2	5180	18.099	5170.967	5189.066	---	---
		5200	18.019	5191.002	5209.021	---	---
		5240	18.044	5230.971	5249.015	---	---
11N40SISO	Ant2	5190	36.190	5171.942	5208.132	---	---
		5230	36.223	5211.965	5248.188	---	---
11AC20SISO	Ant2	5180	17.986	5171.032	5189.018	---	---
		5200	17.950	5191.047	5208.997	---	---
		5240	18.039	5230.986	5249.025	---	---
11AC40SISO	Ant2	5190	36.176	5171.994	5208.170	---	---
		5230	36.172	5211.966	5248.138	---	---
11AC80SISO	Ant2	5210	75.169	5172.587	5247.756	---	---
11AX20SISO	Ant2	5180	19.011	5170.522	5189.533	---	---
		5200	18.942	5190.537	5209.479	---	---
		5240	19.006	5230.524	5249.530	---	---
11AX40SISO	Ant2	5190	37.709	5171.243	5208.952	---	---
		5230	37.699	5211.227	5248.926	---	---
11AX80SISO	Ant2	5210	76.663	5171.844	5248.507	---	---

Test Graphs



11A_Ant2_5180



11A_Ant2_5200



11A_Ant2_5240



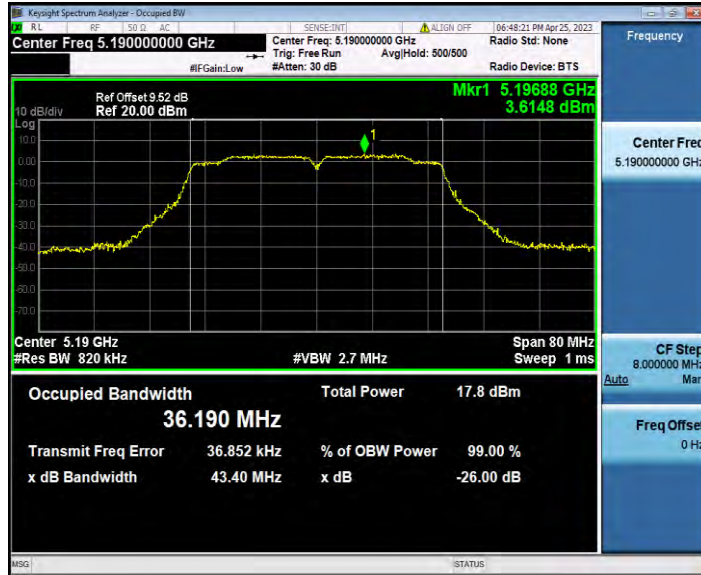
11N20SISO_Ant2_5180



11N20SISO_Ant2_5200



11N20SISO_Ant2_5240



11N40SISO_Ant2_5190



11N40SISO_Ant2_5230



11AC20SISO_Ant2_5180



11AC20SISO_Ant2_5200



11AC20SISO_Ant2_5240



11AC40SISO_Ant2_5190



11AC40SISO_Ant2_5230



11AC80SISO_Ant2_5210



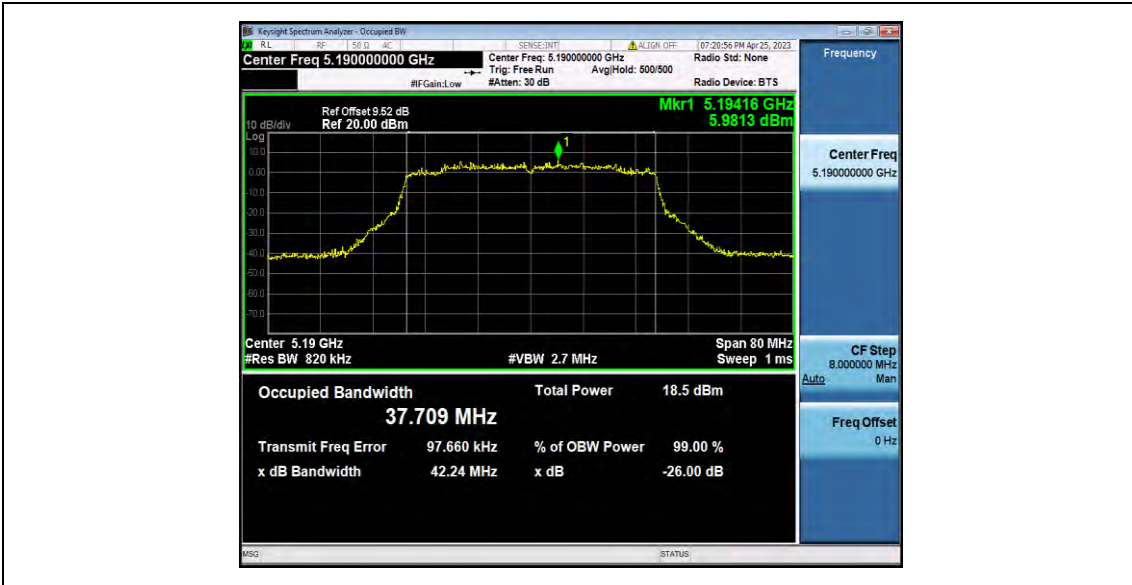
11AX20SISO_Ant2_5180



11AX20SISO_Ant2_5200



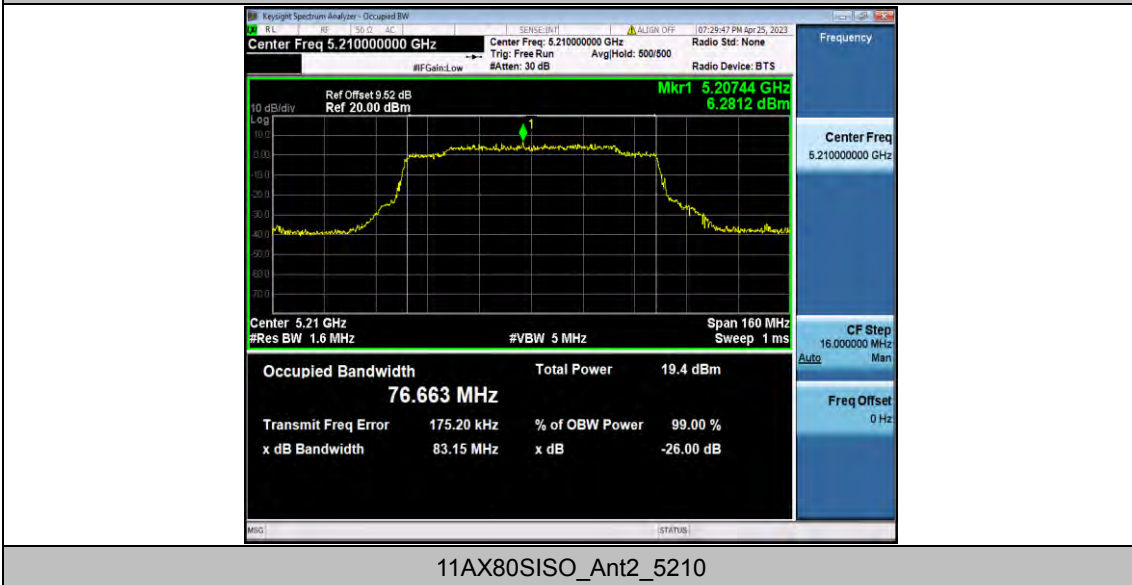
11AX20SISO_Ant2_5240



11AX40SISO_Ant2_5190



11AX40SISO_Ant2_5230



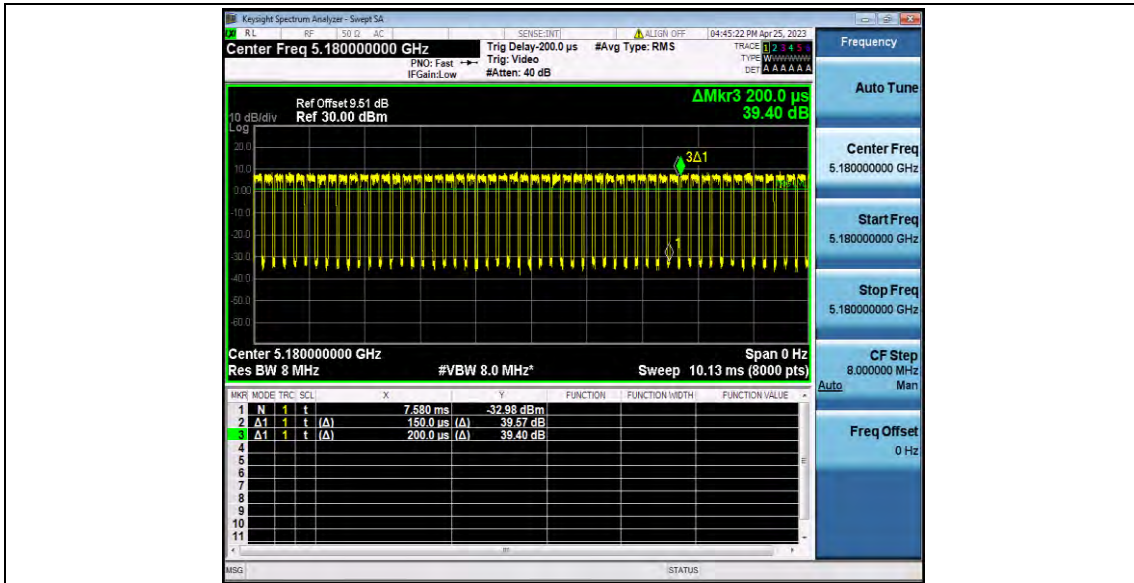
11AX80SISO_Ant2_5210

Appendix D.3: Duty Cycle

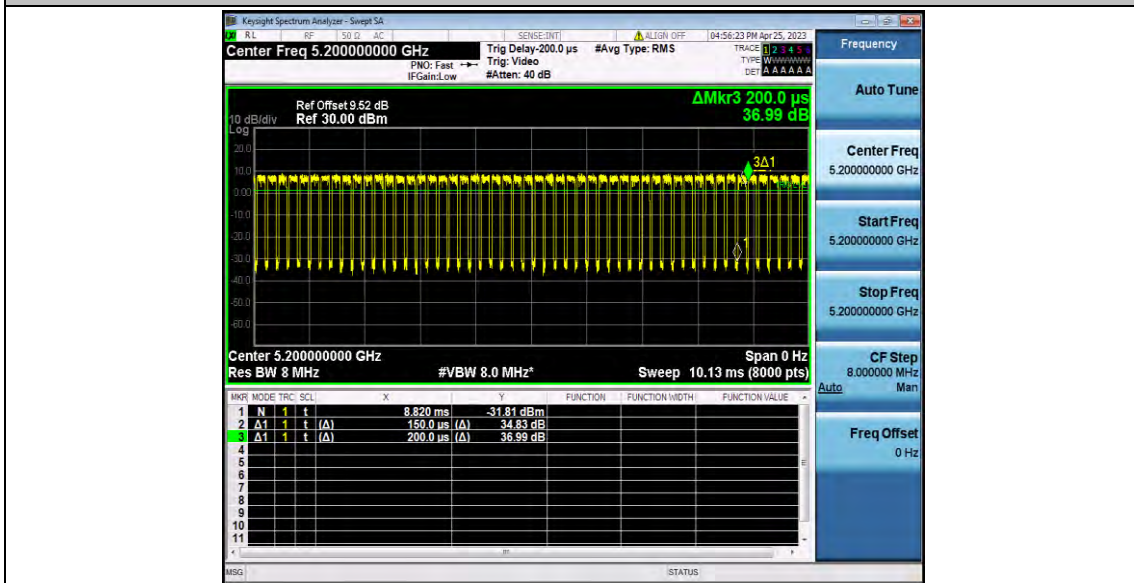
Test Result

TestMode	Antenna	Frequency[MHz]	Transmission Duration [ms]	Transmission Period [ms]	Duty Cycle [%]
11A	Ant2	5180	0.15	0.20	75.00
		5200	0.15	0.20	75.00
		5240	0.15	0.20	75.00
11N20SISO	Ant2	5180	0.17	0.22	77.27
		5200	0.18	0.23	78.26
		5240	0.17	0.22	77.27
11N40SISO	Ant2	5190	0.18	0.23	78.26
		5230	0.18	0.22	81.82
11AC20SISO	Ant2	5180	0.16	0.21	76.19
		5200	0.16	0.21	76.19
		5240	0.16	0.21	76.19
11AC40SISO	Ant2	5190	0.15	0.20	75.00
		5230	0.15	0.20	75.00
11AC80SISO	Ant2	5210	0.16	0.21	76.19
11AX20SISO	Ant2	5180	0.27	0.32	84.38
		5200	0.27	0.32	84.38
		5240	0.27	0.32	84.38
11AX40SISO	Ant2	5190	0.18	0.23	78.26
		5230	0.18	0.23	78.26
11AX80SISO	Ant2	5210	0.18	0.23	78.26

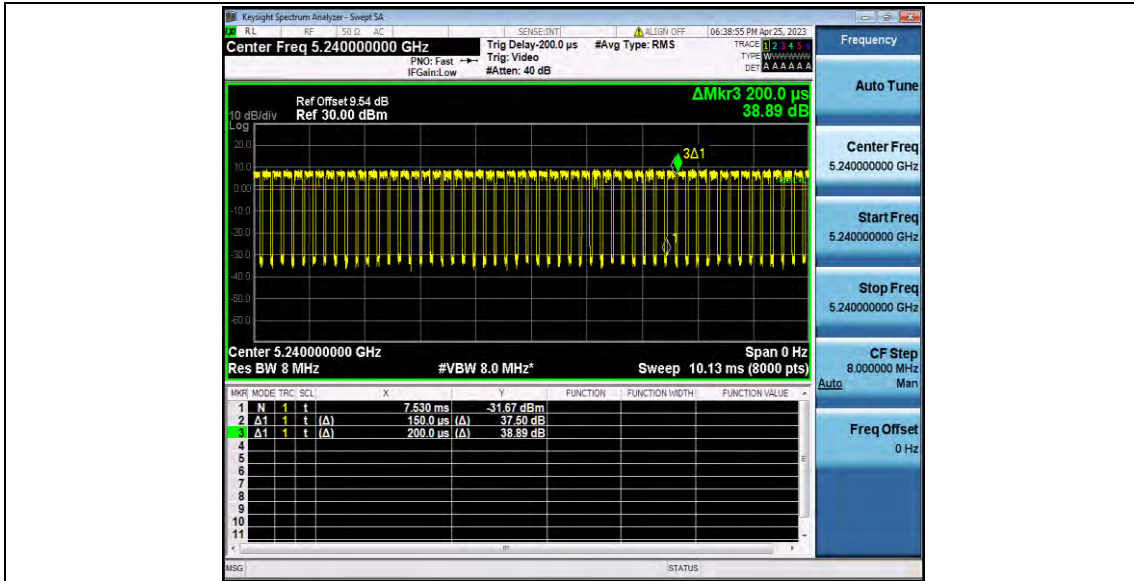
Test Graphs



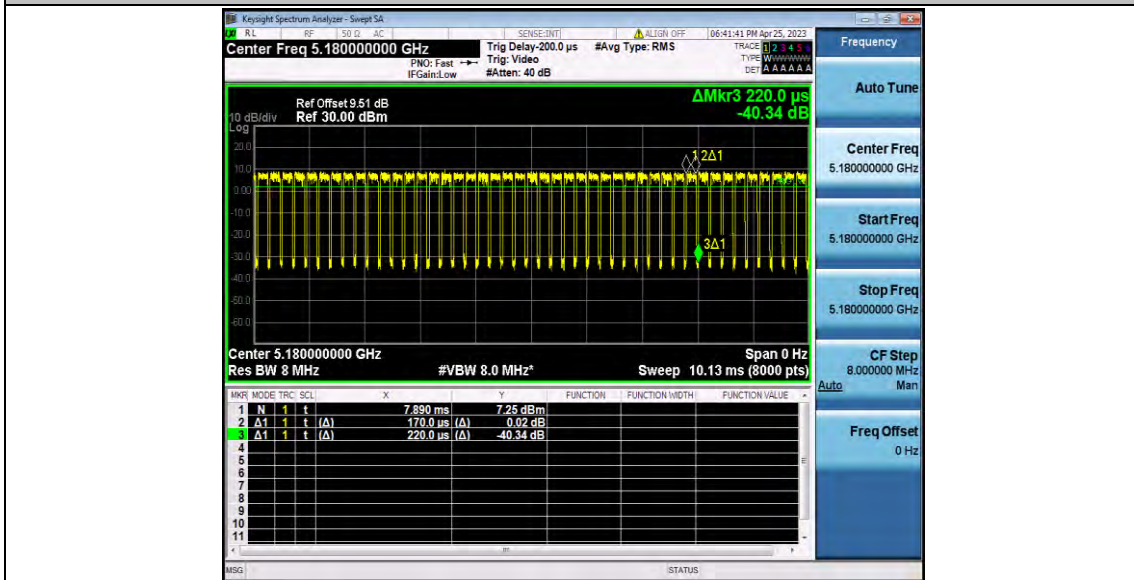
11A_Ant2_5180



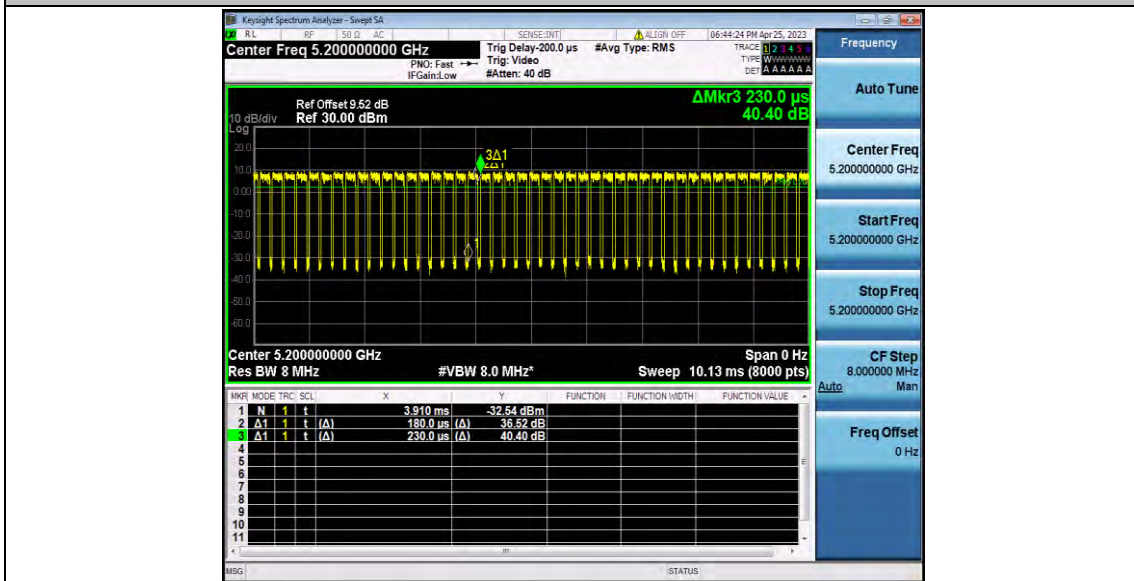
11A_Ant2_5200



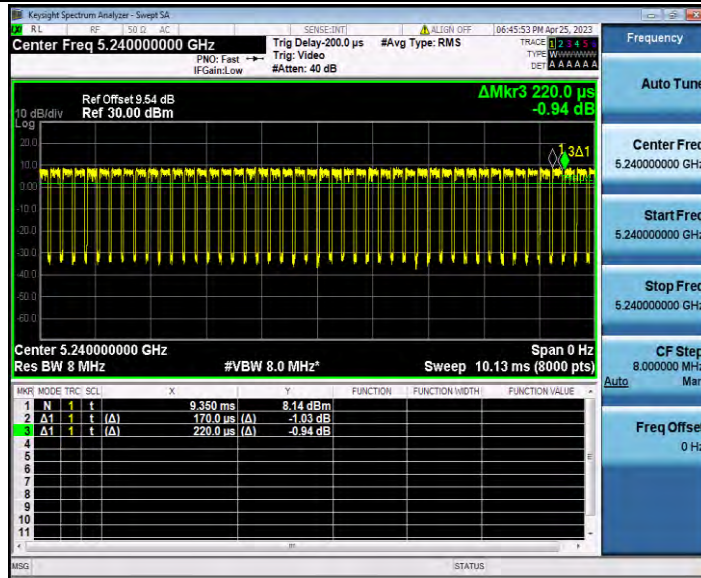
11A_Ant2_5240



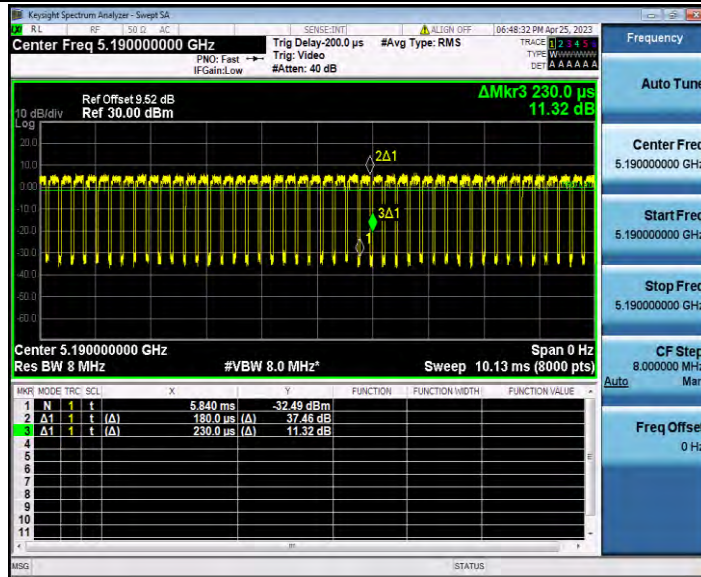
11N20SISO_Ant2_5180



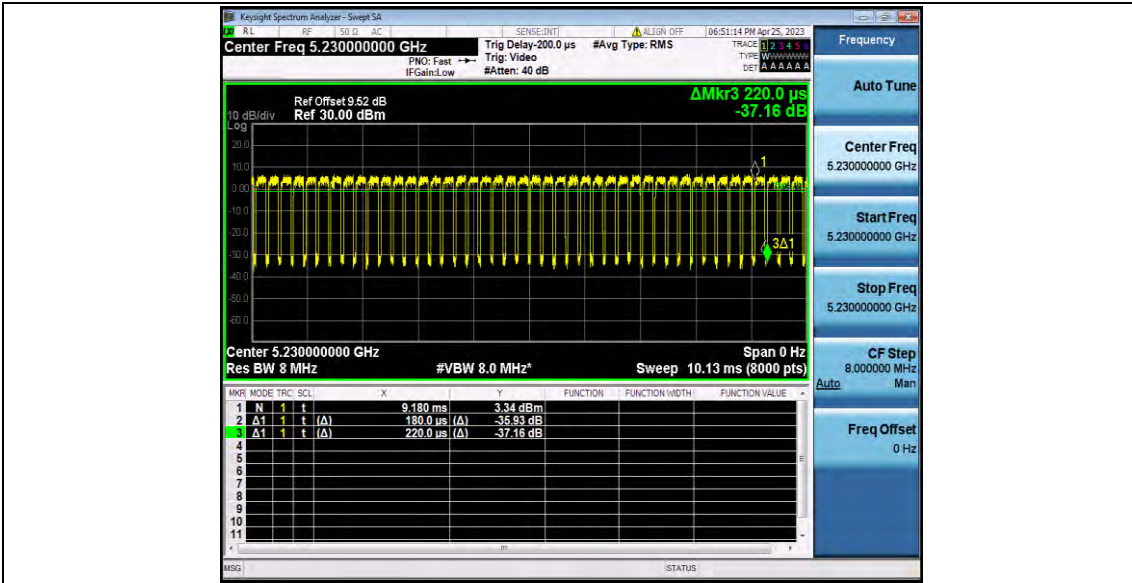
11N20SISO_Ant2_5200



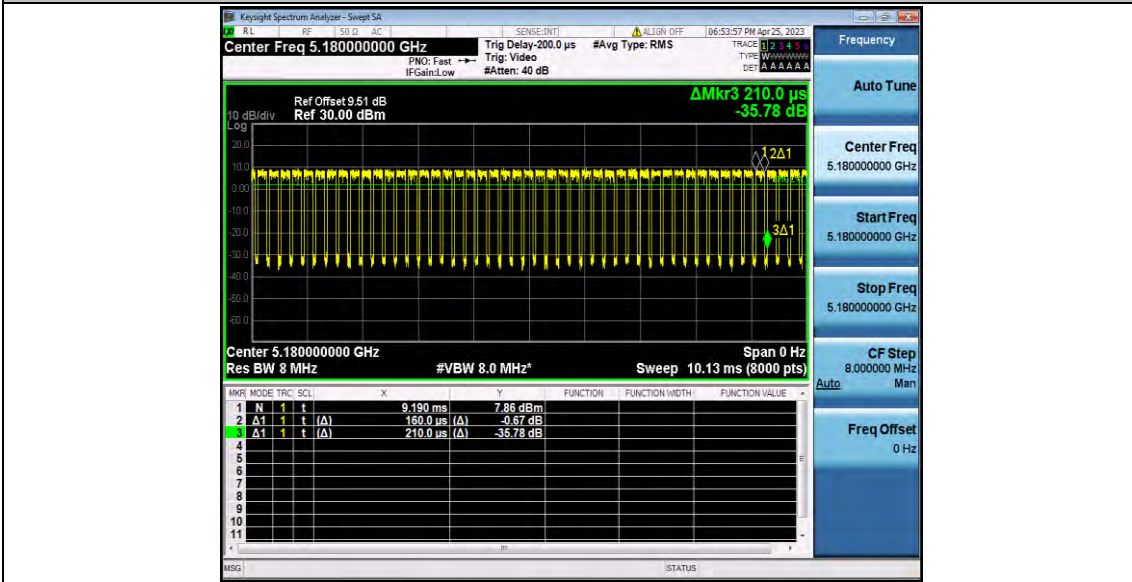
11N20SISO_Ant2_5240



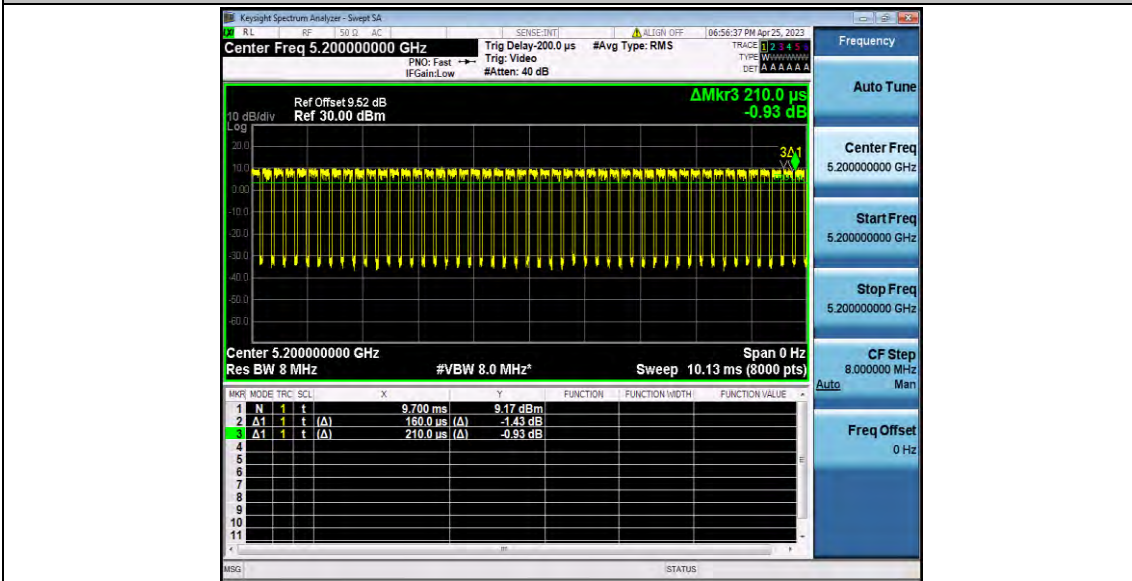
11N40SISO_Ant2_5190



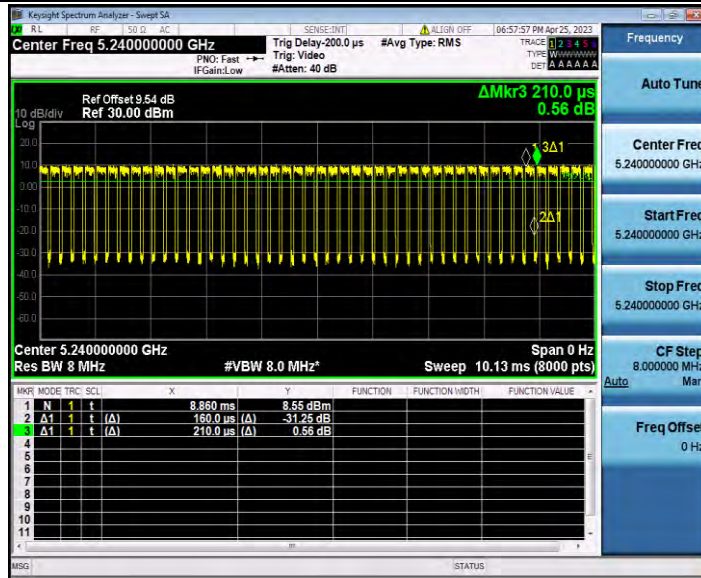
11N40SISO_Ant2_5230



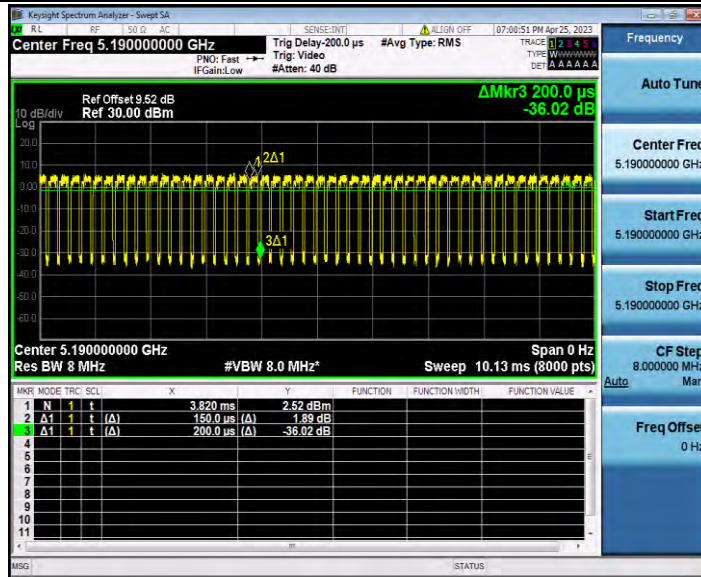
11AC20SISO_Ant2_5180



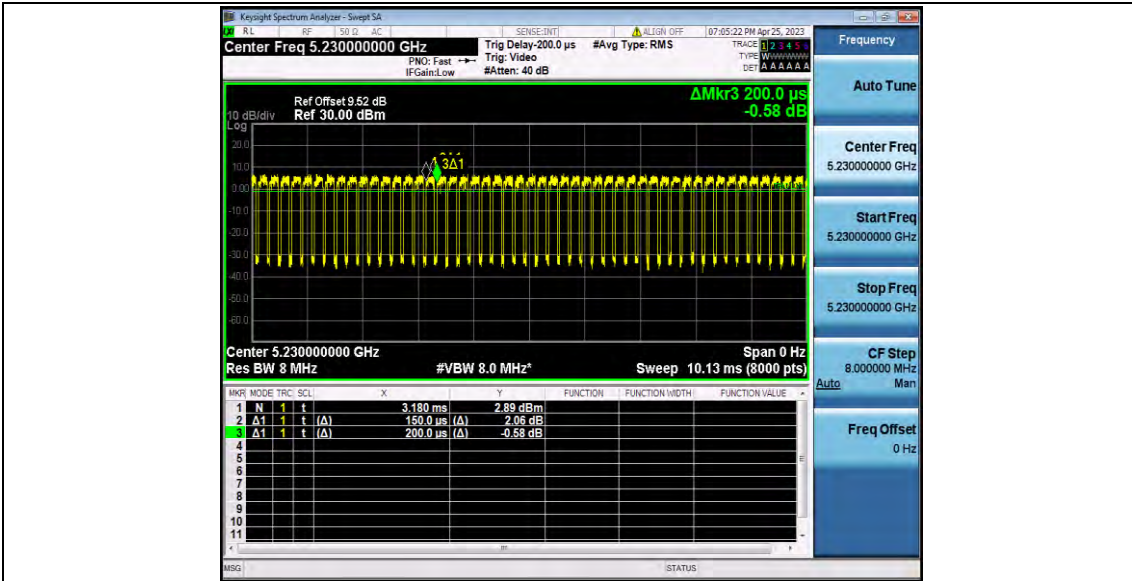
11AC20SISO_Ant2_5200



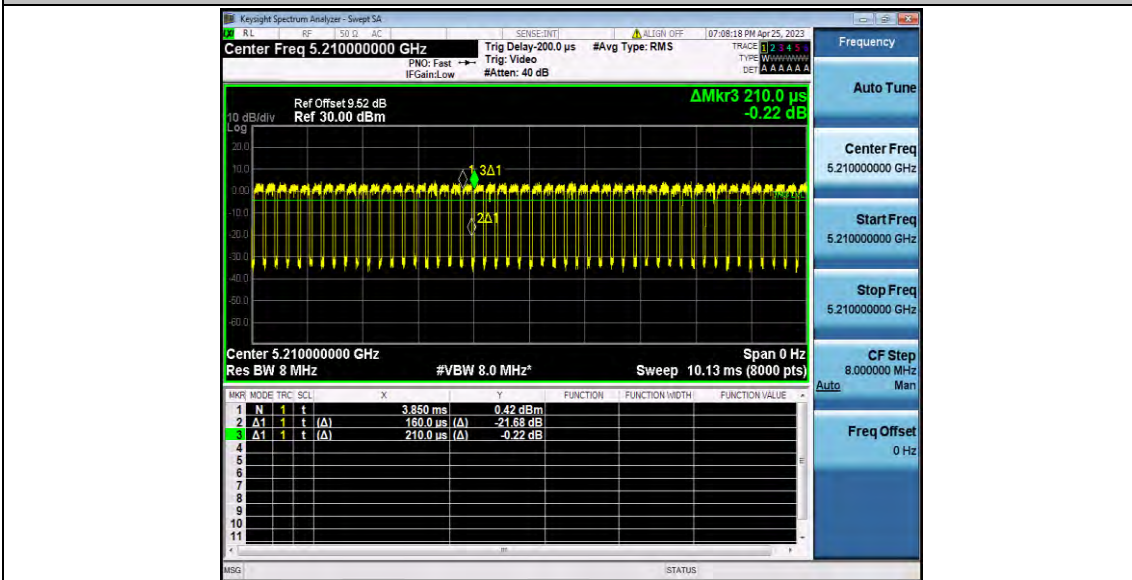
11AC20SISO_Ant2_5240



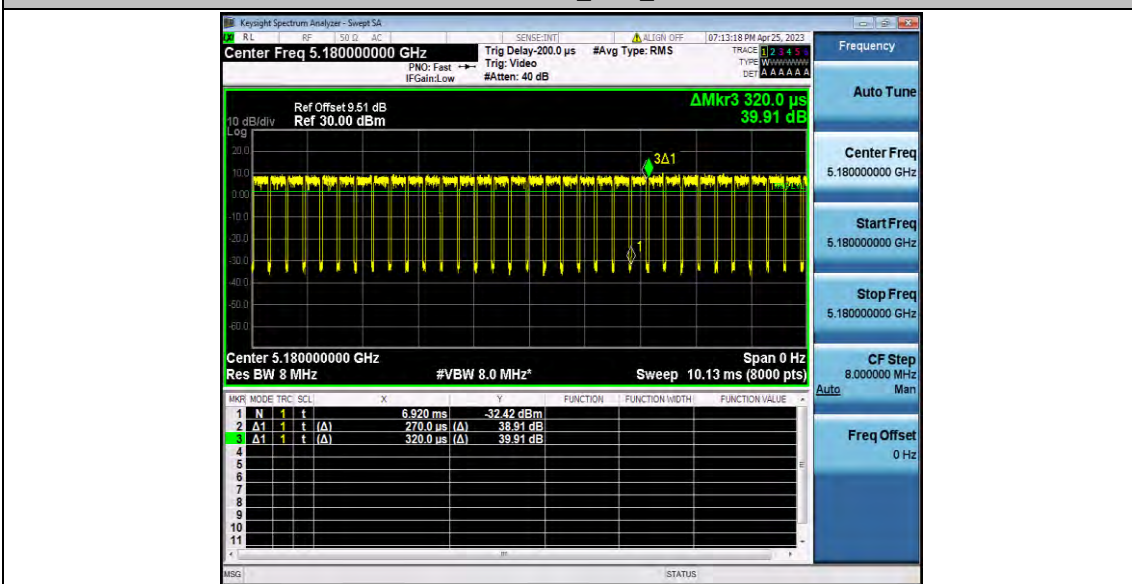
11AC40SISO_Ant2_5190



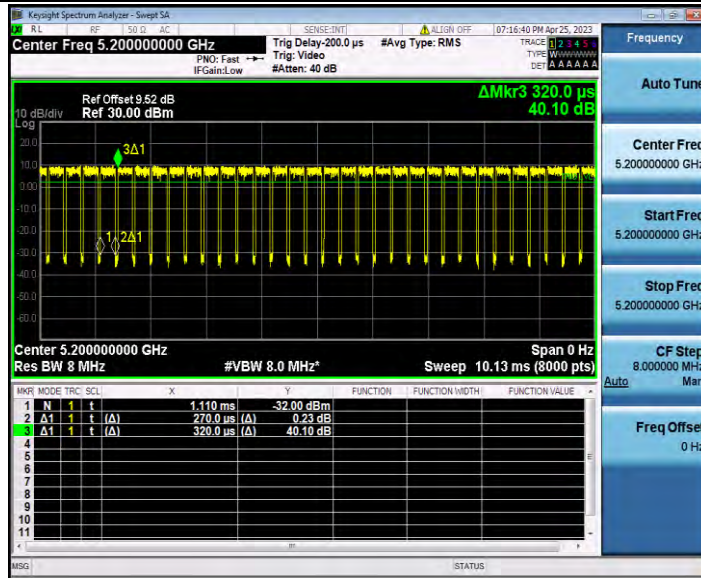
11AC40SISO_Ant2_5230



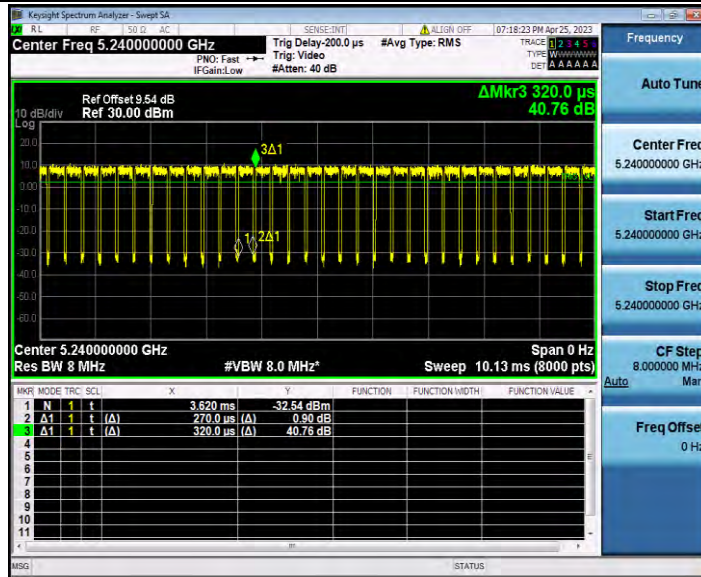
11AC80SISO_Ant2_5210



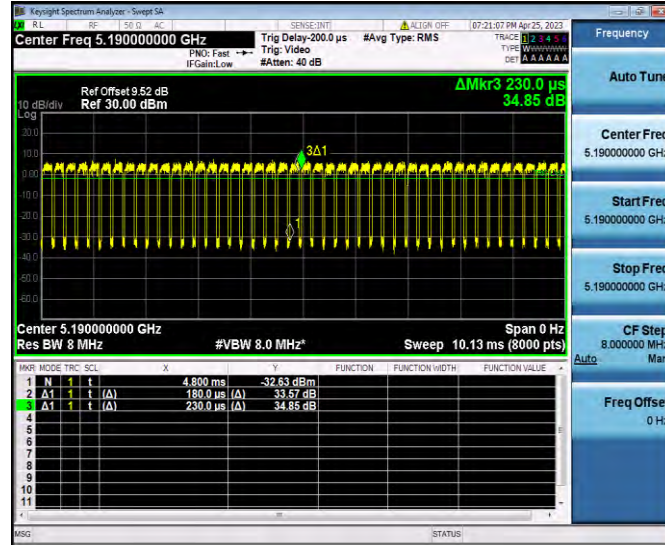
11AX20SISO_Ant2_5180



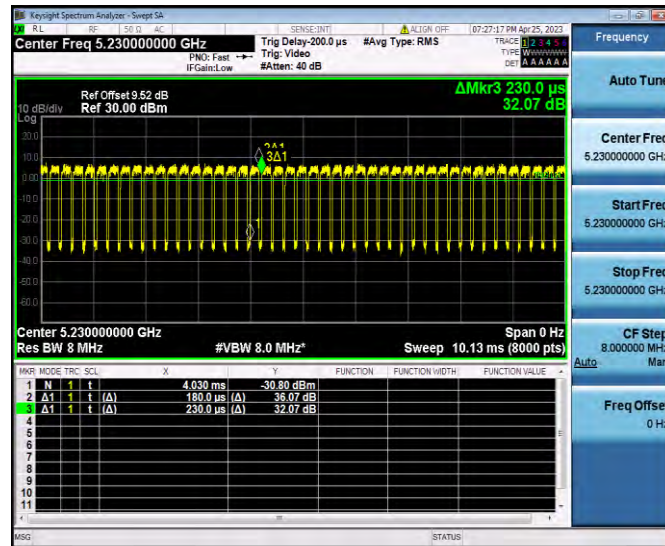
11AX20SISO_Ant2_5200



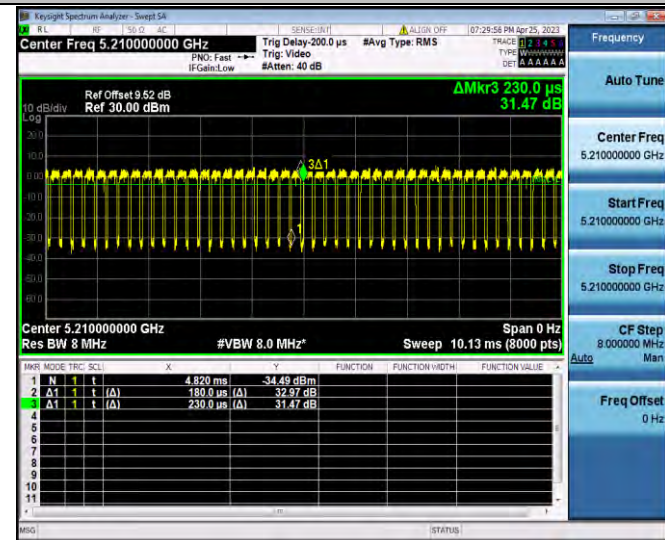
11AX20SISO_Ant2_5240



11AX40SISO_Ant2_5190



11AX40SISO_Ant2_5230



11AX80SISO_Ant2_5210