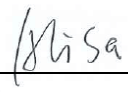




RF Exposure Evaluation Report

Report Reference No.:	MTEB24010243-H	
FCC ID:	2A9MI-Y102X	
Compiled by (position+printed name+signature)..:	File administrators Alisa Luo	
Supervised by (position+printed name+signature)..:	Test Engineer Sunny Deng	
Approved by (position+printed name+signature)..:	Manager Yvette Zhou	
Date of issue.....:	Jan. 24,2024	
Representative Laboratory Name .: Shenzhen Most Technology Service Co., Ltd.		
Address	No.5, 2nd Langshan Road, North District, Hi-tech Industrial Park, Nanshan, Shenzhen, Guangdong, China.	
Applicant's name Shenzhen Yixi Technology Co., LTD		
Address	Second Floor, Building B, Area A, Longquan Science Park, Dalang Huaxing Road, Longhua District, Shenzhen City,China	
Test specification/ Standard 47 CFR Part 1.1307 47 CFR Part 2.1093		
TRF Originator	Shenzhen Most Technology Service Co., Ltd.	
Shenzhen Most Technology Service Co., Ltd. All rights reserved. This publication may be reproduced in whole or in part for non-commercial purposes as long as the Shenzhen Most Technology Service Co., Ltd. is acknowledged as copyright owner and source of the material. Shenzhen Most Technology Service Co., Ltd. takes no responsibility for and will not assume liability for damages resulting from the reader's interpretation of the reproduced material due to its placement and context.		
Test item description	HELMET WIRELESS EARPHONE	
Trade Mark	N/A	
Model/Type reference.....:	Y10 2X	
Listed Models	A21, P10 2X , P10	
Modulation Type	GFSK, π/4DQPSK, 8DPSK	
Operation Frequency.....:	From 2402MHz to 2480MHz	
Hardware Version.....	V1.5	
Software Version	V1.2	
Rating	DC 3.7V by Battery DC 5V by USB Port	
Result.....:	PASS	

TEST REPORT

Equipment under Test : HELMET WIRELESS EARPHONE

Model /Type : Y10 2X

Listed Models : A21, P10 2X , P10

Remark : Difference in model names

Applicant : **Shenzhen Yixi Technology Co., LTD**

Address : Second Floor, Building B, Area A, Longquan Science Park, Dalang
Huaxing Road, Longhua District, Shenzhen City,China

Manufacturer : **Shenzhen Yixi Technology Co., LTD**

Address : Second Floor, Building B, Area A, Longquan Science Park, Dalang
Huaxing Road, Longhua District, Shenzhen City,China

Test Result:	PASS
---------------------	-------------

The test report merely corresponds to the test sample.

It is not permitted to copy extracts of these test result without the written permission of the test laboratory.

1. Revision History

Revision	Issue Date	Revisions	Revised By
00	2024.01.24	Initial Issue	Alisa Luo

2. SAR Evaluation

2.1 RF Exposure Compliance Requirement

2.1.1 Standard Requirement

According to KDB447498D01 General RF Exposure Guidance v06

4.3.1. Standalone SAR test exclusion considerations

Unless specifically required by the published RF exposure KDB procedures, standalone 1-g head or body and 10-g extremity SAR evaluation for general population exposure conditions, by measurement or numerical simulation, is not required when the corresponding SAR Exclusion Threshold condition, listed below, is satisfied.

2.1.2 Limits

The 1-g and 10-g SAR test exclusion thresholds for 100 MHz to 6 GHz at test separation distances ≤ 50 mm are determined by:

$[(\text{max. power of channel, including tune-up tolerance, mW})/(\text{min. test separation distance, mm})] \cdot [\sqrt{f(\text{GHz})}]$
 ≤ 3.0 for 1-g SAR and ≤ 7.5 for 10-g extremity SAR, where

$f(\text{GHz})$ is the RF channel transmit frequency in GHz

Power and distance are rounded to the nearest mW and mm before calculation¹⁷

The result is rounded to one decimal place for comparison

The test exclusions are applicable only when the minimum test separation distance is ≤ 50 mm and for transmission frequencies between 100 MHz and 6 GHz. When the minimum test separation distance is < 5 mm, a distance of 5 mm is applied to determine SAR test exclusion

2.1.3 EUT RF Exposure

Measurement Data

BT classic

GFSK			
Test channel	Peak Output Power (dBm)	Tune up tolerance (dBm)	Maximum tune-up Power
			(dBm)
Lowest(2402MHz)	-4.064	-4.064 ± 1	-3.064
Middle(2440MHz)	-5.089	-5.089 ± 1	-4.089
Highest(2480MHz)	-4.634	-4.634 ± 1	-3.634

π /4DQPSK			
Test channel	Peak Output Power (dBm)	Tune up tolerance (dBm)	Maximum tune-up Power
			(dBm)
Lowest(2402MHz)	-3.223	-3.223 ± 1	-2.223
Middle(2440MHz)	-4.225	-4.225 ± 1	-3.225
Highest(2480MHz)	-3.762	-3.762 ± 1	-2.762

8DPSK			
Test channel	Peak Output Power (dBm)	Tune up tolerance (dBm)	Maximum tune-up Power
			(dBm)
Lowest(2402MHz)	-2.818	-2.818 ± 1	-1.818
Middle(2440MHz)	-3.804	-3.804 ± 1	-2.804
Highest(2480MHz)	-3.357	-3.357 ± 1	-2.357

Worst case: 8DPSK						
Channel	Maximum Peak Conducted Output Power (dBm)	Maximum tune-up Power		Calculated value	Exclusion threshold	SAR Test Exclusion
		(dBm)	(mW)			
Lowest(2402MHz)	-2.818	-1.818	0.66	0.20	3.0	Yes

.....THE END OF REPORT.....