

# V10 快速使用说明书



FC CE SRRC RoHS

## 产品概览

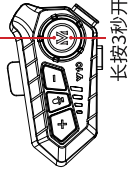


**重要提醒：**  
耳机安装前，请按快速手册指引连接手机，试听音效和音量。  
如安装到头盔后，音效和音量有较大的差异，请调整喇叭在头盔内的位置。

## 开机/关机

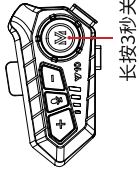
### 开机

双击切换中英文语音播报  
(即开蓝牙)



开机提示音

### 关机/关机



关机提示音

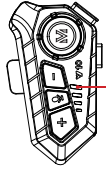


LED灯快闪

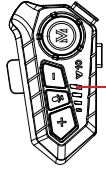


LED灯熄灭

## 配对



蓝牙等待配对状态：  
工作指示灯快闪



蓝牙配对成功：  
工作指示灯慢闪

## 音乐功能

### 暂停/播放音乐



播放



暂停



下一曲



上一曲

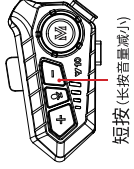
### 切换音乐



短按 (长按音量增加)



(音乐播放时)



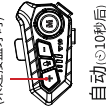
短按 (长按音量减小)



(音乐播放时)

## 电话功能

双击切换手动/自动接听  
(未连接蓝牙时)



自动(≤10秒后)



接听



接听



接听



长按2秒



拒绝接听



结束通话



取消去电



双击



未码重播

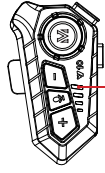


短按



短按

## 充电模式



充电时红灯



充满灯灭

## 物品清单

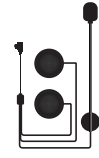
V10主机\*1



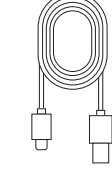
魔术贴安装包\*1



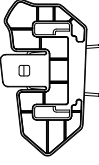
喇叭麦克风\*1



Type-C充电线\*1



夹式底座\*1



使用说明书\*1



## 注意事项

- 1、请勿将产品投入明火中，避免发生爆炸；
- 2、请勿拆卸产品，避免产品电子产品器件损坏；
- 3、请勿靠近尖锐器，物对产品造成损坏；
- 4、长时间不用，请放置干燥处。

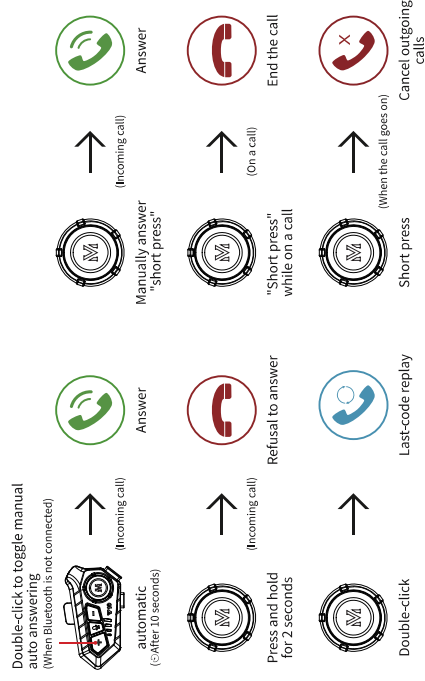
# V10 QUICK INSTRUCTION MANUAL

## Product overview



**Important Notice:**  
Before installing the headphones, follow the Quick Manual instructions to connect your phone and listen to the sound and volume. If there is a large difference in sound effect and volume after installing it on the helmet, please adjust the position of the speaker in the helmet.

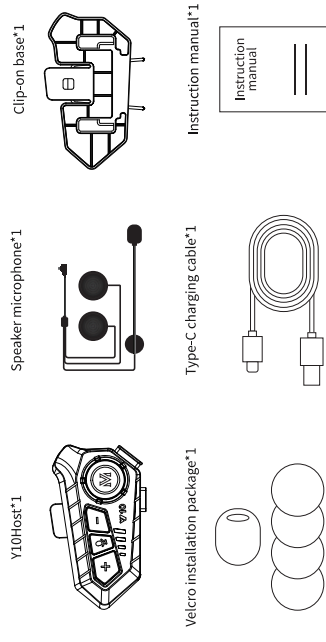
## Phone features



## Charging mode



## List of items



## Notes

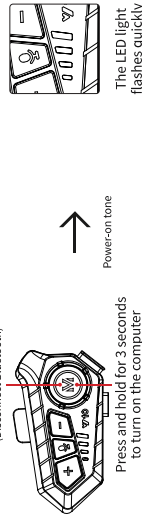
1. Do not put the product into the open flame to avoid explosion;
2. Do not disassemble the product. Avoid damage to product electronics;
3. Do not approach the sharp object, the object will cause damage to the product;
4. Do not use for a long time, please place in a dry place.



## Power on/off

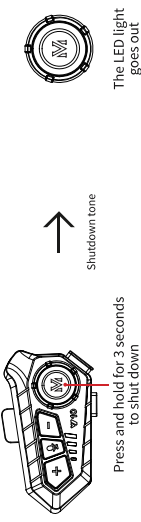
### Power on

Double-click to toggle the Chinese and English voice broadcast (Disconnect Bluetooth)



### Power off

Press and hold for 3 seconds to turn on the computer



## Pairing



Bluetooth waiting pairing status:  
The work indicator flashes quickly



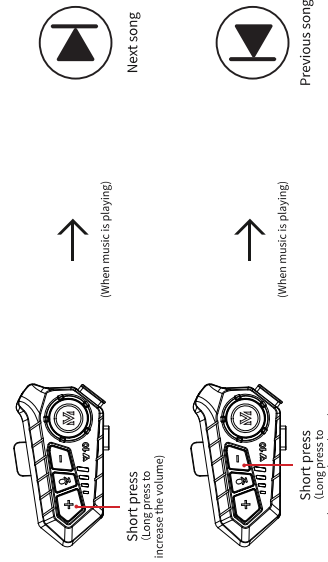
Bluetooth pairing successful:  
The work indicator flashes slowly

## Music features

### Pause/play music



### Switch music



FCC Statement:

This device complies with part 15 of the FCC Rules. Operation is subject to the following two conditions:

- (1) This device may not cause harmful interference, and
- (2) this device

must accept any interference received, including interference that may cause undesired operation.

This equipment has been tested and found to comply with the limits for a Class B digital device, pursuant to part 15 of the FCC Rules. These limits are designed to provide reasonable protection against harmful interference in a residential installation. This equipment generates, uses and can radiate radio frequency energy and, if not installed and used in accordance with the instructions, may cause harmful interference to radio communications. However, there is no guarantee that interference will not occur in a particular installation. If this equipment does cause harmful interference to radio or television reception, which can be determined by turning the equipment off and on, the user is encouraged to try to correct the interference by one or more of the following measures:

- Reorient or relocate the receiving antenna.
- Increase the separation between the equipment and receiver.
- Connect the equipment into an outlet on a circuit different from that to which the receiver is connected.
- Consult the dealer or an experienced radio/TV technician for help.

Caution: Any changes or modifications not expressly approved by the party responsible for compliance could void the user's authority to operate the equipment.

This equipment complies with FCC radiation exposure limits set forth for an uncontrolled environment. This transmitter must not be co-located or operating in conjunction with any other antenna or transmitter.